

5450/5510 5575/5750/5950 4-Auger Mixer Feeders



PARTS MANUAL

GEHL® AGRICULTURE

Introduction

When ordering service parts, specify the correct part number, full description, quantity required, the unit model number and serial number.

The Mixer Feeder model and serial number is on a plate located on the left side of the main frame. “Right” and “left” are determined from a position standing behind the Mixer Feeder facing the direction of travel. From this position, the discharge gate is on the “left” side.

GEHL® Company reserves the right to make changes or improvements in the design or construction of any part of the unit without incurring the obligation to install such changes on any previously delivered units.

NOTE: *On original tire replacement, Company policy prohibits the sale of replacement tires for all GEHL machinery. Replacement wheel sets are available and tire size information is called out with the wheel sets to facilitate replacement tire selection. ALL REPLACEMENT TIRES MUST BE PURCHASED LOCALLY.*

Refer to the abbreviations table located on this page for the various fastener descriptions. Standard attaching hardware torque values are also provided on the inside back cover.

In the exploded view parts list, reference numbers may have additional information following the reference number. A tear drop symbol will indicate an application of a “wet” product such as oil, and the number inside the tear drop will correspond to the description in the parts list. Also, a number inside of a hexagon will be the torque value required, in foot pounds, on the associated reference number. Items shown in the parts list that do not have reference numbers are shown for reference purposes only and are NOT available for purchase.

An indent/dot system of parts listing is used in this book to indicate parts included in an assembly or subassembly. All assembly parts are listed under that assembly and are indented and dotted. All assembly parts will be included if an assembly or subassembly is ordered.

Unless otherwise specified, all cap screws or bolts are Grade 5, cadmium or zinc plated; hexagon nuts for Grade 5 screws or bolts are Grade B; hexagon nuts for other screws or bolts are Grade A.

NOTE: *The following abbreviations may used herein:*

ASSD	- Assembled
ASSY	- Assembly
CB	- Carriage Bolt
CCW	- Counterclockwise
CP	- Cotter Pin
CS	- Cap Screw (Hexagon Head)
CTR	- Center
CW	- Clockwise
DEG	- Degree
DIA	- Diameter
FCS	- Flanged Cap Screw
FHMS	- Flat Head Machine Screw
FL	- Flanged
FLN	- Flanged Lock Nut (Hexagon)
FLS	- Flanged Lock Screw (Hexagon)
FW	- Flat Washer
GA	- Gauge
GR	- Grade
HD	- Hard or Head
HN	- Hex Nut
INCL	- Includes
JT	- Joint
LG	- Large
LH	- Left Hand
LW	- Lock Washer
LN	- Lock Nut
LW	- Lock Washer
M	- Metric
MM/mm	- Millimeter
NF	- National Fine
PB	- Plow Bolt
PTO	- Power Take Off
RH	- Right Hand
RHMS	- Round Head Machine Screw
RPM	- Revolutions Per Minute
RT	- Right
SERR	- Serrated
SHCS	- Socket Head Cap Screw
SHSS	- Socket Head Set Screw
SN	- Serial Number or Slotted Nut
SQ	- Square
T	- Tooth or Teeth
TFS	- Thread Forming Screw
THMS	- Truss Head Machine Screw
THRD	- Thread
WLDMT	- Weldment
#	- Number
()	- (Quantity Used Here)
	- Torque required in foot pounds
	- Indicates a fluid application

TABLE OF CONTENTS

Introduction	Inside Front Cover
Table of Contents	1
Decal Locations	2-7
Auger, Stub Shafts & Bearings	8-13
Rear Drive	14-19
Subframe, Doors & Weighbars	20-23
Trailer Frame, Tires & Wheels	24-27
Tandem Trailer Frame, Tires & Wheels	28-29
PTO Shafts	30-33
Auger Discharge Assembly	34-39
Belt Discharge Assembly	40-41
Gravity Discharge Assembly	42-43
Discharge Doors	44-45
Lights	46-47
Scales	48-49
Truck Mounted Mechanical Drive Kit	50-51
Truck Mounted Mechanical Drive Hydraulics	52-53
Mud Flaps, Liners & Flood Lamp	54-55
Accessories - Safety Chain	56
Hydraulic Height Control	57
Alphabetical Index	58
Numerical Index	59-65
Notes	66-68
Standard Hardware Torque specifications	Inside Back Cover

DECAL LOCATIONS

GENERAL INFORMATION

Decal location information is provided to assist in the proper selection and application of new decals, in the event the original decals become damaged or the machine is repainted. Refer to the listing for the illustration reference number, part number, description and quantity of each decal provided in the kit. Refer to the appropriate illustrations for replacement locations.

NOTE: Refer to the *SAFETY Chapter of the Operator's Manual for the specific information provided on all of the various safety decals furnished in the decal kit(s).*

To ensure proper selection for correct replacement decals, compare all of the various close-up location illustrations to your machine **BEFORE** starting to refinish the unit. Then, circle each pictured decal (applicable to your machine) while checking off its part number in the listing. After you have verified all the decals needed for replacement, set aside unneeded decals for disposal.

NEW DECAL APPLICATION

Surfaces **MUST** be free from dirt, dust, grease and other foreign material before applying the new decal. To apply a solid-formed decal, remove the smaller portion of the decal backing paper and apply this part of the exposed adhesive backing to the clean surface while maintaining proper position and alignment. Slowly peel off the other portion of the backing paper while applying hand pressure to smooth out the decal surface.



CAUTION

ALWAYS observe safety precautions shown on decals. If decals become damaged, or if the unit is repainted, replace the decals. If repainting, **BE SURE** that **ALL** decals from the kit(s) which apply to your machine are affixed to your unit.

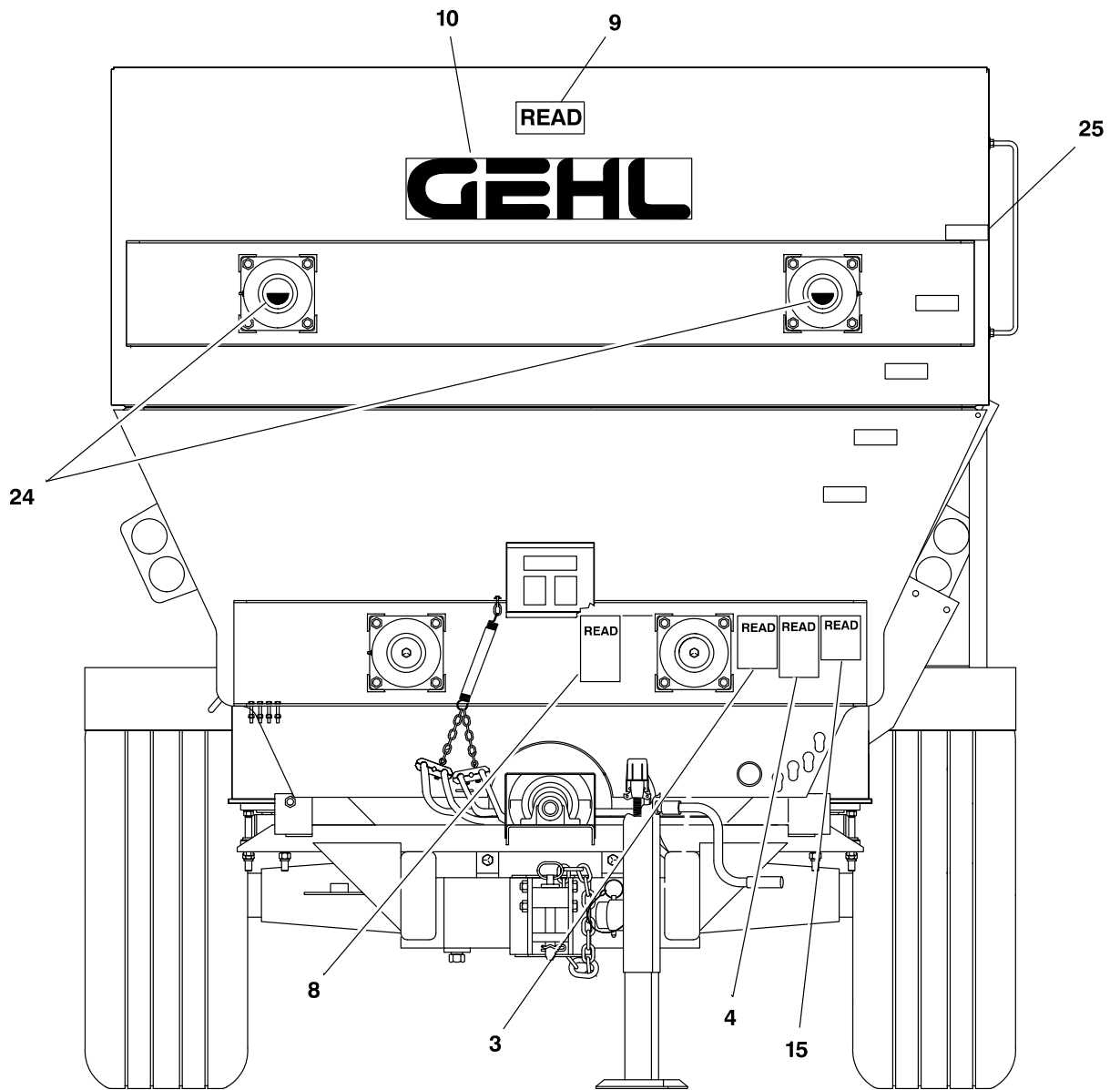
PAINT NOTICE

Use this list to order paint for refinishing:

906315	One Gal. AG Red
906324	One Qt. Light Grey
906316	6 (12 oz. Spray Cans) AG Red
906325	6 (12 oz. Spray Cans) Light Grey

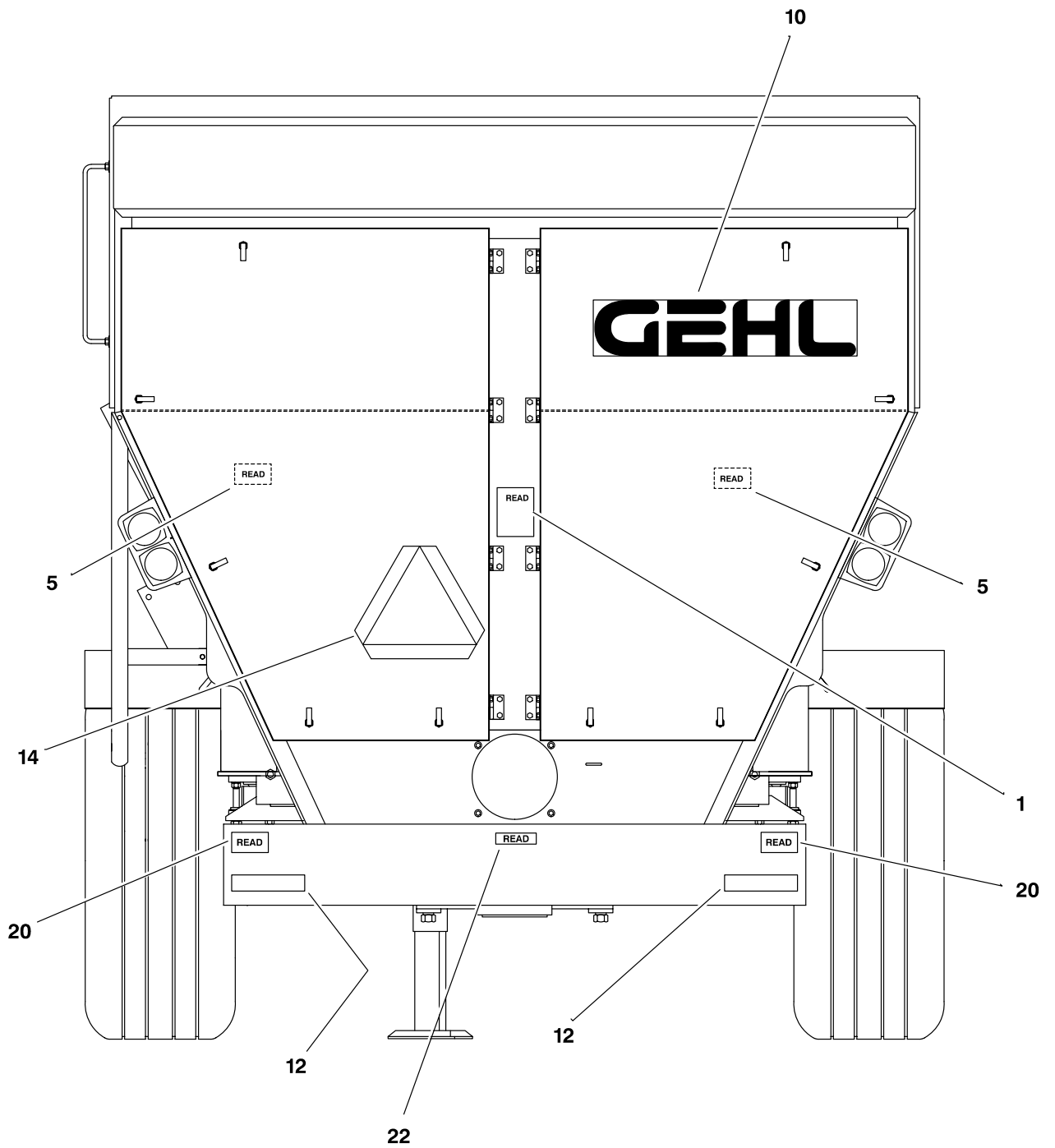
The decal set numbers for the 5450 is 170863, for the 5510 is 170864, for the 5575 is 170865, for the 5750 is 170866 and for the 5950 is 170867. The sets include the following:

Ref. No.	Part No.	Description & Quantity
1	091438	WARNING - Chain Drive
2	091444	DANGER - Rotating Driveline
3	093367	WARNING - Owner's Responsibility & Read Manual
4	093373	WARNING - General Safety
5	093457	WARNING - Keep Door Closed (2 Places)
6	093465	WARNING - 1000 RPM
	093466	WARNING - 540 RPM
7	093489	WARNING - Pinch Point
8	093653	WARNING - Rotating Driveline
9	120399	DANGER - Rotating Auger (4 Places)
10	122617	GEHL (2 Places)
11	143007	DANGER - Shield Missing
12	145216	Red Reflector (3 Places)
13	145217	Amber Reflector (5 Places)
14	145234	SMV Marker
15	163941	WARNING - Mandatory Safety Shutdown
16	163962	DANGER - Keep Hands Out (2 Places)
17	163969	WARNING - Hydraulic Oil & Unplugging
18	170856	5450 (2 Places)
	170857	5510 (2 Places)
	170858	5575 (2 Places)
	170639	5750 (2 Places)
	170859	5950 (2 Places)
19	145218	Orange Reflector Strip
20	170783	No Lift (2 Places)
21	170784	Do Not Pressure Wash
22	170785	No Step (3 Places)
23	170874	GEHL (2 Places)
24	170879	Half Rotation (2 Places)
25	170880	Open-Closed (5 Places)



NOTE: *This list is a repeat of the decal list on a previous page and is provided for your convenience when selecting replacement decals.*

1	091438	WARNING - Chain Drive	13	145217	Amber Reflector (5 Places)
2	091444	DANGER - Rotating Driveline	14	145234	SMV Marker
3	093367	WARNING - Owner's Responsibility & Read Manual	15	163941	WARNING - Mandatory Safety Shutdown
4	093373	WARNING - General Safety	16	163962	DANGER - Keep Hands Out (2 Places)
5	093457	WARNING - Keep Door Closed (2 Places)	17	163969	WARNING - Hydraulic Oil & Unplugging
6	093465	WARNING - 1000 RPM	18	170856	5450 (2 Places)
	093466	WARNING - 540 RPM		170857	5510 (2 Places)
7	093489	WARNING - Pinch Point		170858	5575 (2 Places)
8	093653	WARNING - Rotating Driveline		170639	5750 (2 Places)
9	120399	DANGER - Rotating Auger (4 Places)		170859	5950 (2 Places)
10	122617	GEHL (2 Places)	19	145218	Orange Reflector Strip
11	143007	DANGER - Shield Missing	20	170783	No Lift (2 Places)
12	145216	Red Reflector (3 Places)	21	170784	Do Not Pressure Wash
			22	170785	No Step (3 Places)
			23	170874	GEHL (2 Places)
			24	170879	Half Rotation (2 Places)
			25	170880	Open-Closed (5 Places)



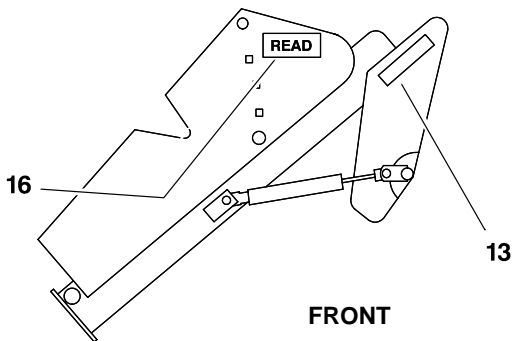
NOTE: This list is a repeat of the decal list on a previous page and is provided for your convenience when selecting replacement decals.

Ref. Part

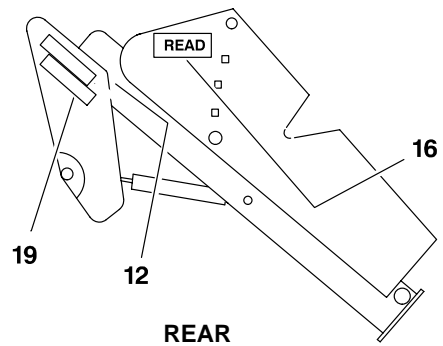
No. No. Description & Quantity

1	091438	WARNING - Chain Drive
2	091444	DANGER - Rotating Driveline
3	093367	WARNING - Owner's Responsibility & Read Manual
4	093373	WARNING - General Safety
5	093457	WARNING - Keep Door Closed (2 Places)
6	093465	WARNING - 1000 RPM
	093466	WARNING - 540 RPM
7	093489	WARNING - Pinch Point
8	093653	WARNING - Rotating Driveline
9	120399	DANGER - Rotating Auger (4 Places)
10	122617	GEHL (2 Places)
11	143007	DANGER - Shield Missing

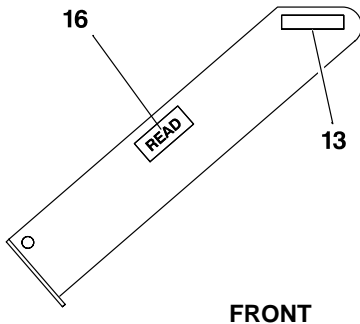
12	145216	Red Reflector (3 Places)
13	145217	Amber Reflector (5 Places)
14	145234	SMV Marker
15	163941	WARNING - Mandatory Safety Shutdown
16	163962	DANGER - Keep Hands Out (2 Places)
17	163969	WARNING - Hydraulic Oil & Unplugging
18	170856	5450 (2 Places)
	170857	5510 (2 Places)
	170858	5575 (2 Places)
	170639	5750 (2 Places)
	170859	5950 (2 Places)
19	145218	Orange Reflector Strip
20	170783	No Lift (2 Places)
21	170784	Do Not Pressure Wash
22	170785	No Step (3 Places)
23	170874	GEHL (2 Places)
24	170879	Half Rotation (2 Places)
25	170880	Open-Closed (5 Places)



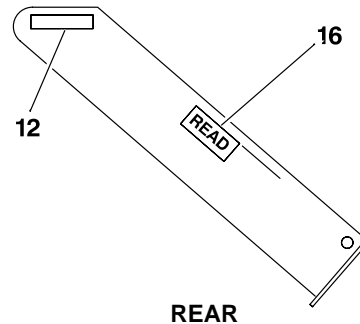
AUGER DISCHARGE



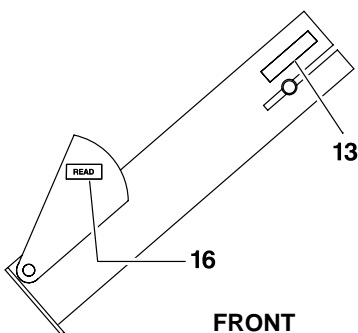
REAR



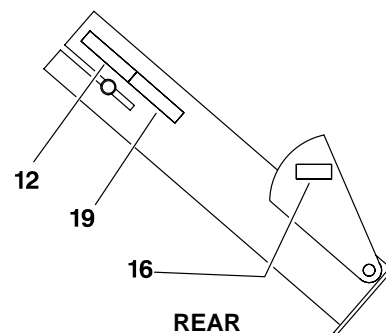
GRAVITY DISCHARGE



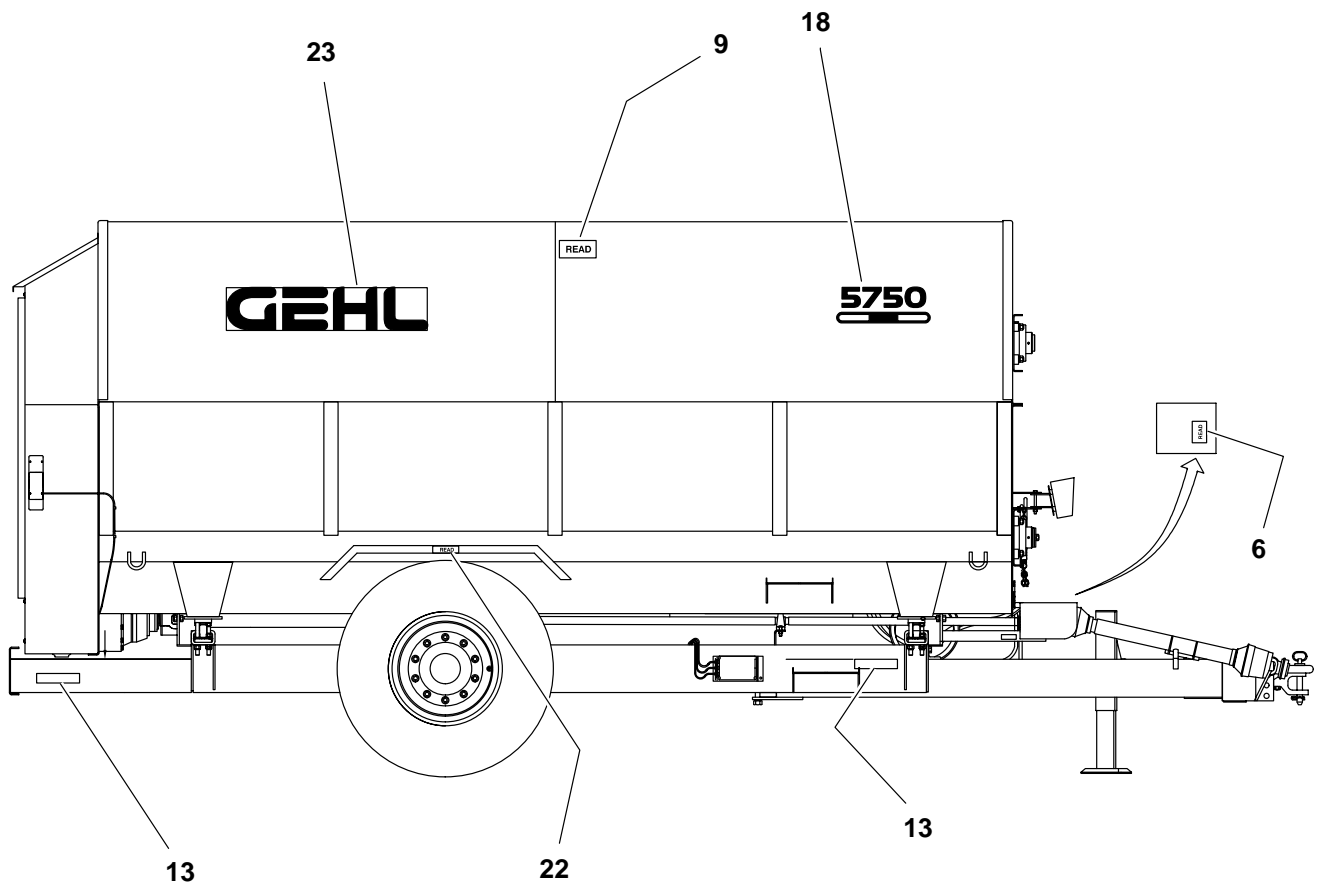
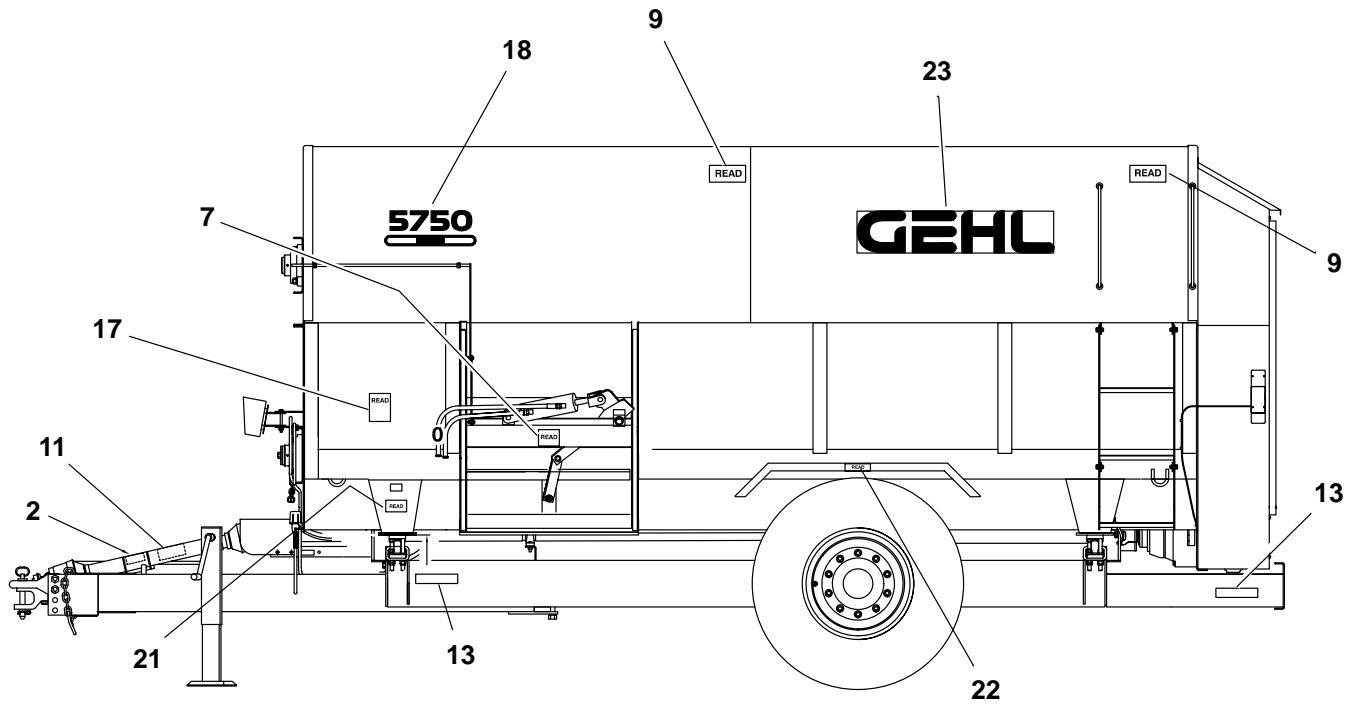
REAR



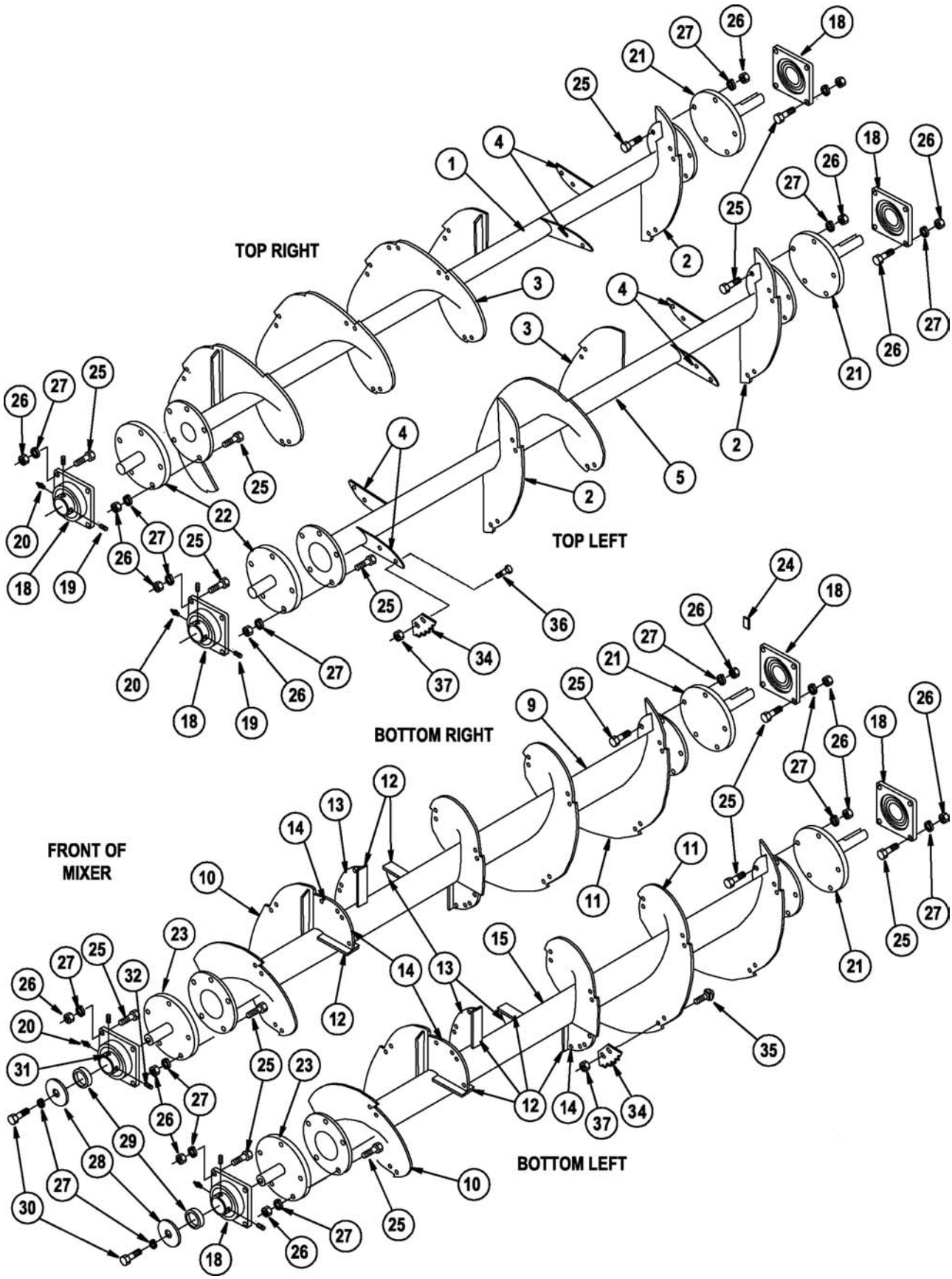
BELT DISCHARGE



REAR



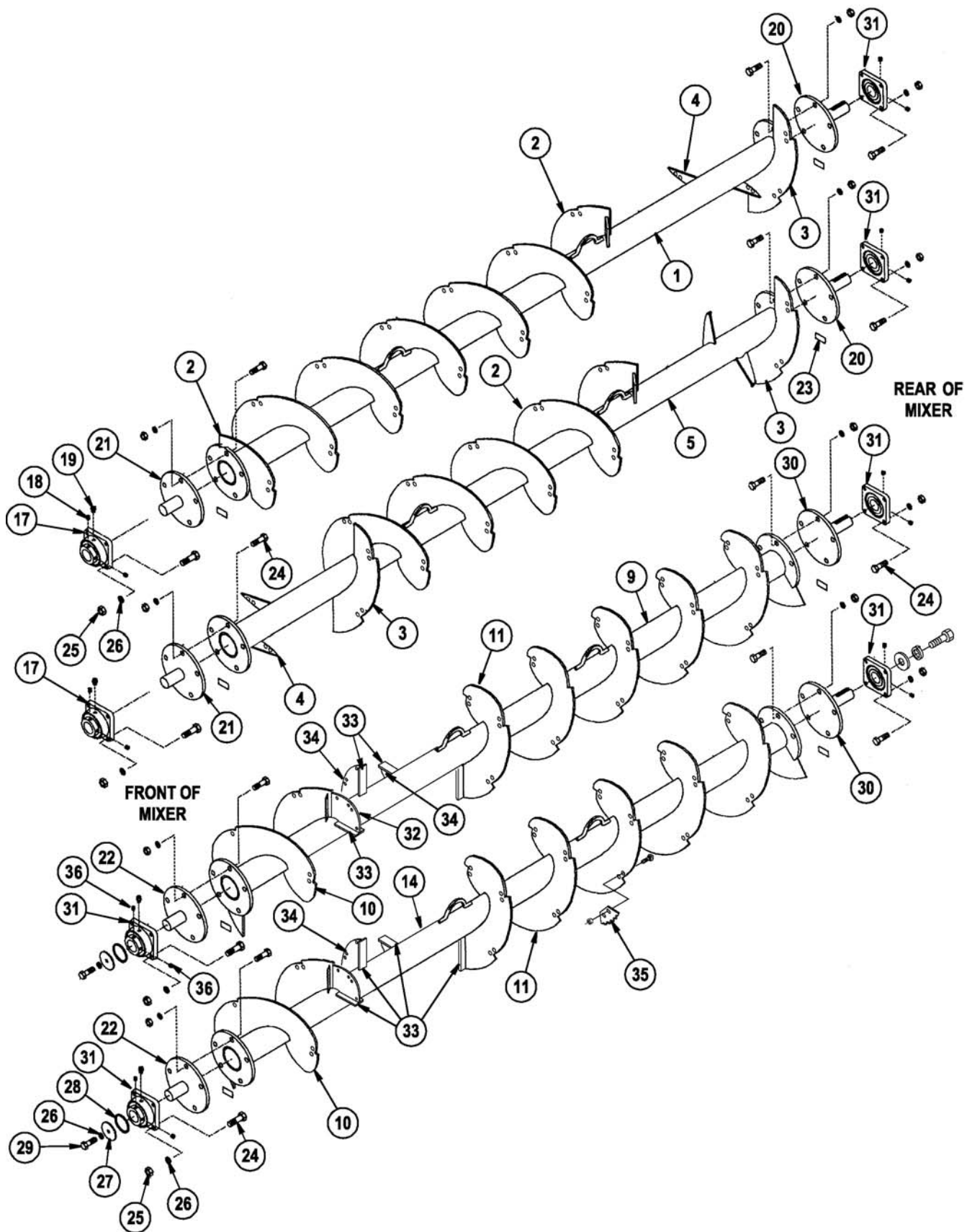
5450/5510/5575 - AUGER, STUB SHAFTS AND BEARINGS



5450/5510/5575 - AUGER, STUB SHAFTS AND BEARINGS

Ref. No.	Part No.	Description	Qty. Req.	Ref. No.	Part No.	Description	Qty. Req.
1	167356	Auger, Top Right (5450)	1	14	167515	•Transition Kicker	2
2	167638	•3/8" Auger Flight L.H. 8-5/8 x 28"	1	15	167545	Auger, Bottom Left (5450)	1
3	167383	•3/8" Auger Flight R.H. 8-5/8 x 28"	4	10	167379	•1/2" Auger Flight R.H. 8-5/8 x 30"	2
4	167443	•Top Shark Fin Kicker	2	11	167380	•1/2" Auger Flight L.H. 8-5/8 x 30"	3
1	167357	Auger, Top Right (5510)	1	12	167511	•Transition Kicker Paddle	4
2	167638	•3/8" Auger Flight L.H. 8-5/8 x 28"	1	13	167507	•Transition Kicker	2
3	167383	•3/8" Auger Flight R.H. 8-5/8 x 28"	4	14	167515	•Transition Kicker	2
4	167443	•Top Shark Fin Kicker	2	15	167547	Auger, Bottom Left (5510)	1
1	167358	Auger, Top Right (5575)	1	10	167379	•1/2" Auger Flight R.H. 8-5/8 x 30"	2
2	167638	•3/8" Auger Flight L.H. 8-5/8 x 28"	1	11	167380	•1/2" Auger Flight L.H. 8-5/8 x 30"	3
3	167383	•3/8" Auger Flight R.H. 8-5/8 x 28"	5	12	167511	•Transition Kicker Paddle	4
4	167443	•Top Shark Fin Kicker	2	13	167507	•Transition Kicker	2
				14	167515	•Transition Kicker	2
5	167539	Auger, Top Left (5450)	1	15	167549	Auger, Bottom Left (5575)	1
2	167638	•3/8" Auger Flight L.H. 8-5/8 x 28"	1	10	167379	•1/2" Auger Flight R.H. 8-5/8 x 30"	1
3	167383	•3/8" Auger Flight R.H. 8-5/8 x 28"	2	11	167380	•1/2" Auger Flight L.H. 8-5/8 x 30"	4
4	167443	•Top Shark Fin Kicker	4	12	167511	•Transition Kicker Paddle	4
5	167540	Auger, Top Left (5510)	1	13	167507	•Transition Kicker	2
2	167638	•3/8" Auger Flight L.H. 8-5/8 x 28"	1	14	167515	•Transition Kicker	2
3	167383	•3/8" Auger Flight R.H. 8-5/8 x 28"	3				
4	167443	•Top Shark Fin Kicker	4	18	167130	Bearing, 4 Hole Flange 3-7/16" B	8
5	167541	Auger, Top Left (5575)	1	19	651608	•SHSS 1/2 x 1/2	16
2	167638	•3/8" Auger Flight L.H. 8-5/8 x 28"	1	20	570002	•Grease Fitting, 1/8-27NPT	5
3	167383	•3/8" Auger Flight R.H. 8-5/8 x 28"	3	21	167336	Stub Shaft, Drive	4
4	167443	•Top Shark Fin Kicker	4	22	167158	Stub Shaft, Upper Idler	2
				23	167159	Stub Shaft, Lower Idler	2
9	167544	Auger, Bottom Right (5450)	1	24	167652	Auger Shim	AR
10	167379	•1/2" Auger Flight R.H. 8-5/8 x 30"	2	25	650416	CS 3/4 x 2-1/2	72
11	167380	•1/2" Auger Flight L.H. 8-5/8 x 30"	3	26	653026	HN 3/4	72
12	167511	•Transition Kicker Paddle	4	27	654034	LW 3/4	74
13	167507	•Transition Kicker	2	28	167404	Shaft Washer	2
14	167515	•Transition Kicker	2	29	167403	Spacer Pipe	2
09	167546	Auger, Bottom Right (5510)	1	30	651610	Bolt, Hex Hd 3/4 x 1-1/4	2
10	167379	•1/2" Auger Flight R.H. 8-5/8 x 30"	2	31	167453	Bearing, Sph. 4 Bolt Flange, 3-7/16 B .	8
11	167380	•1/2" Auger Flight L.H. 8-5/8 x 30"	4	32	651592	•SHSS 1/2 x 7/8	2
12	167511	•Transition Kicker Paddle	4	33	570002	•Grease Fitting, 1/8-27NPT	1
13	167507	•Transition Kicker	2				
14	167515	•Transition Kicker	2				
9	167548	Auger, Bottom Right (5575)	1		167654	• KNIFE KIT (Pkg. of 25)	AR
10	167379	•1/2" Auger Flight R.H. 8-5/8 x 30"	2	34	167333	•Knife	25
11	167380	•1/2" Auger Flight L.H. 8-5/8 x 30"	4	35	651028	•CB 7/16 x 1-1/4	45
12	167511	•Transition Kicker Paddle	4	36	651045	•CB 7/16 x 1-3/4	5
13	167507	•Transition Kicker	2	37	167133	•LN FL SERR 7/16	50

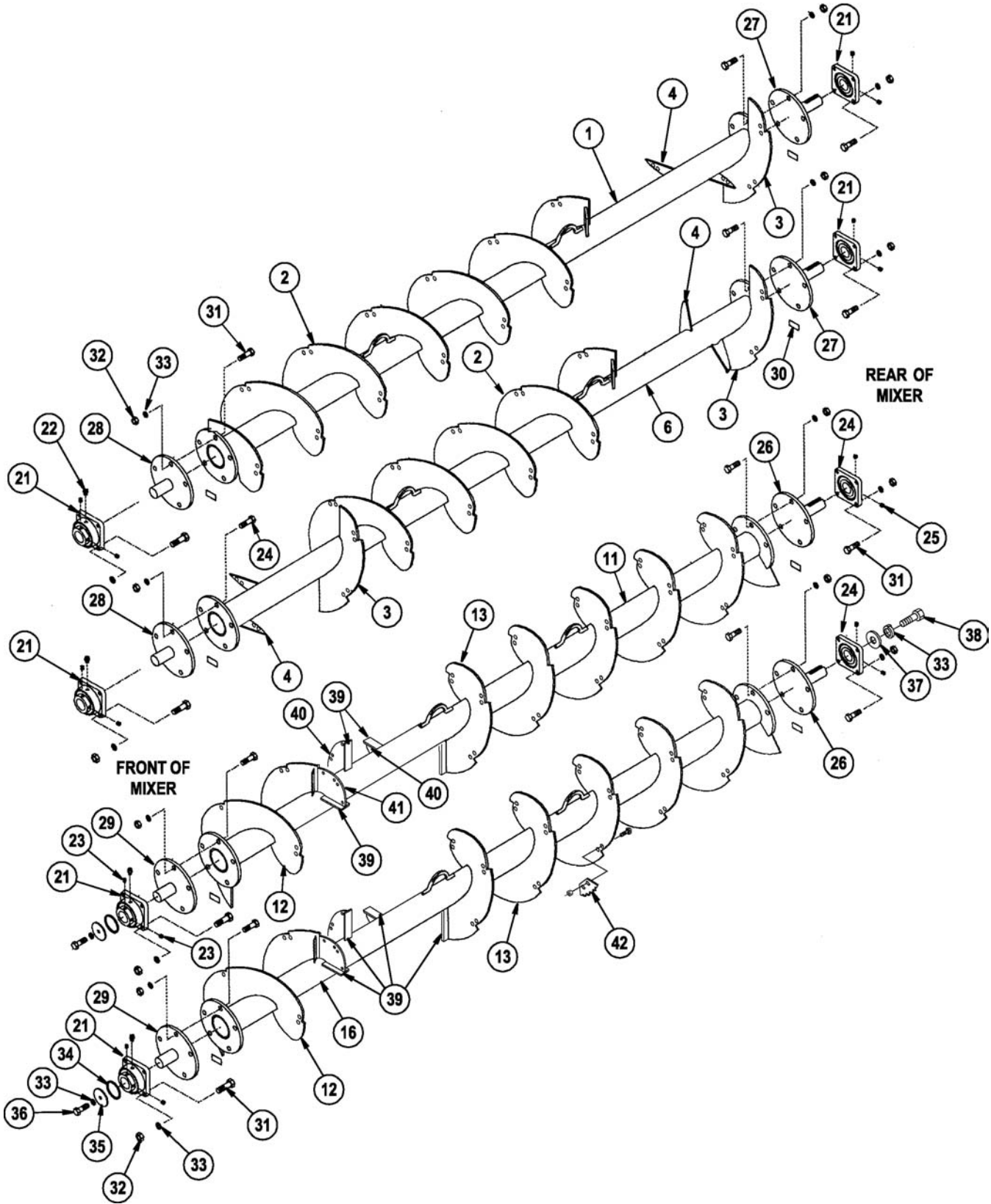
5750 - AUGER, STUB SHAFTS AND BEARINGS



5750 - AUGER, STUB SHAFTS AND BEARINGS

Ref. No.	Part No.	Description	Qty. Req.	Ref. No.	Part No.	Description	Qty. Req.
1	167362	Auger, Top Right (Roughage)	1	17	167130	Bearing, 4 Hole Flange 3-7/16" Bore . .	2
2	167381	•3/8" Auger Flight R.H. 8-5/8 x 30"	5	18	651608	•SHSS 1/2 x 1/2	4
3	167382	•3/8" Auger Flight L.H. 8-5/8 x 30"	5	19	570002	•Grease Fitting, 1/8-27NPT	4
4	167129	•Bottom Shark Fin Kicker	2	20	167153	Stub Shaft, Drive	2
5	167363	Auger, Top Left (Roughage)	1	21	167158	Stub Shaft, Upper Idler	2
2	167381	•3/8" Auger Flight R.H. 8-5/8 x 30"	3	22	167159	Stub Shaft, Lower Idler	2
3	167382	•3/8" Auger Flight L.H. 8-5/8 x 30"	1	23	167652	Auger Shim	AR
4	167129	•Bottom Shark Fin Kicker	4	24	650416	CS 3/4x2-1/2 C5ZY	72
9	167550	Auger, Bottom Right (Roughage)	1	25	653026	HN 3/4	72
10	167379	•1/2" Auger Flight R.H. 8-5/8 x 30"	1.5	26	654034	LW 3/4	74
11	167380	•1/2" Auger Flight L.H. 8-5/8 x 30"	4	27	167404	Shaft Washer	2
32	167515	•Transition Kicker	2	28	167058	Spacer Pipe	2
33	167511	•Transition Kicker Paddle	4	29	651610	CS 3/4 x 1-1/4	2
34	167507	•Transition Kicker	2	30	167336	3-7/16 Drive Stub Shaft	2
14	167551	Auger, Bottom Left (Roughage)	1	31	167453	Bearing, Spherical 4 Bolt Fl. 3-7/16 . . .	6
10	167379	•1/2" Auger Flight R.H. 8-5/8 x 30"	1	35	167654	Knife Kit (Pkg. of 25)	AR
11	167380	•1/2" Auger Flight L.H. 8-5/8 x 30"	4	36	651592	•SHSS 1/2 x 7/8	16
32	167515	•Transition Kicker	2				
33	167511	•Transition Kicker Paddle	4				
34	167507	•Transition Kicker	2				

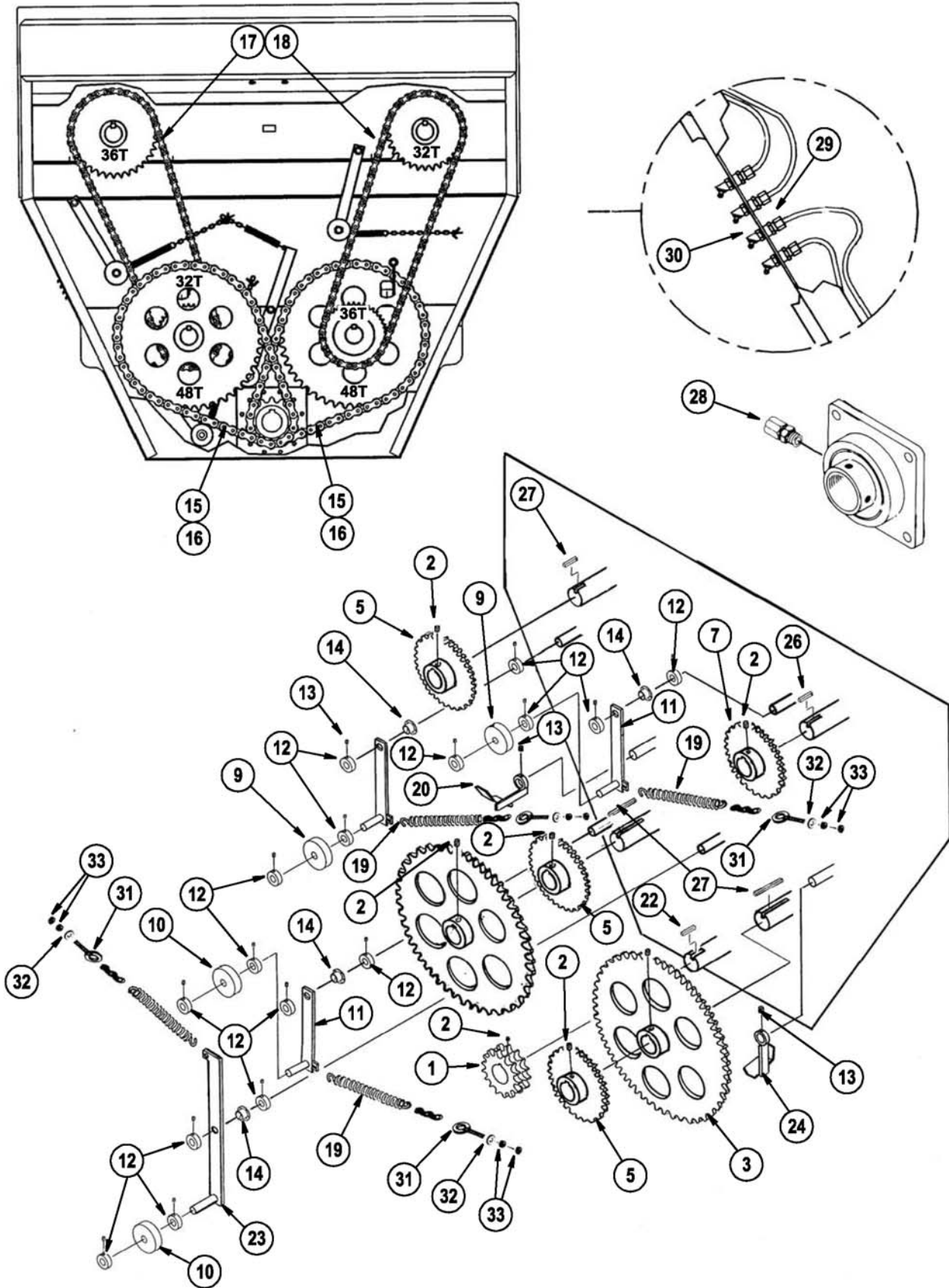
5950 - AUGER, STUB SHAFTS AND BEARINGS



5950 - AUGER, STUB SHAFTS AND BEARINGS

Ref. No.	Part No.	Description	Qty. Req.	Ref. No.	Part No.	Description	Qty. Req.
1	167364	Auger, Top Right (Deep Notched) . . .	1	21	167453	Bearing, SPH 4 Hole Flg., 3-7/16" B . . .	6
2	167381	•3/8" Auger Flight RH 8-5/8" x 30" . . .	6.5	22	570002	•Grease Fitting, 1/8-27NPT	4
3	167382	•3/8" Auger Flight LH 8-5/8" x 30"5	23	651592	•SHSS 1/2 x 7/8	12
4	167129	•Bottom Shark Fin Kicker	2	24	167447	Bearing, SPH 4 Hole Flg., 3-15/16" B . .	2
6	167365	Auger, Top Left (Deep Notched)	1	25	651593	•SHSS 5/8 x 1	2
2	167381	•3/8" Auger Flight RH 8-5/8" x 30" . . .	4.5	26	167196	Drive Stub Shaft, 3-15/16"	2
3	167382	•3/8" Auger Flight LH 8-5/8" x 30"	1	27	167153	Drive Stub Shaft	2
4	167129	•Bottom Shark Fin Kicker	4	28	167158	Upper Idler Stub Shaft	2
11	167368	Auger, Bottom Right (Deep Notched)	1	29	167159	Lower Idler Stub Shaft	2
12	167379	•1/2" Auger Flight RH 8-5/8" x 30" . .	1.5	30	167652	Auger Shim	AR
13	167380	•1/2" Auger Flight LH 8-5/8" x 30"	5	31	650416	CS 3/4x2-1/2 C5ZY	72
39	167511	•Transition Kicker Paddle	4	32	653026	HN 3/4	72
40	167507	•Transition Kicker	2	33	654034	LW 3/4.	76
41	167515	•Transition Kicker	1	34	167058	Spacer Pipe	2
16	167369	Auger, Bottom Left (Deep Notched) .	1	35	167404	Shaft Washer	2
12	167379	•1/2" Auger Flight RH 8-5/8" x 30" . . .	1.5	36	651610	CS 3/4 x 1-1/4	2
13	167380	•1/2" Auger Flight LH 8-5/8" x 30"	5	37	167583	Shaft Washer	2
39	167511	•Transition Kicker Paddle	4	38	650163	CS 3/4 x 1-3/4	2
40	167507	•Transition Kicker	2	42	167654	Knife Kit (Pkg. of 25)	AR
41	167515	•Transition Kicker	1				

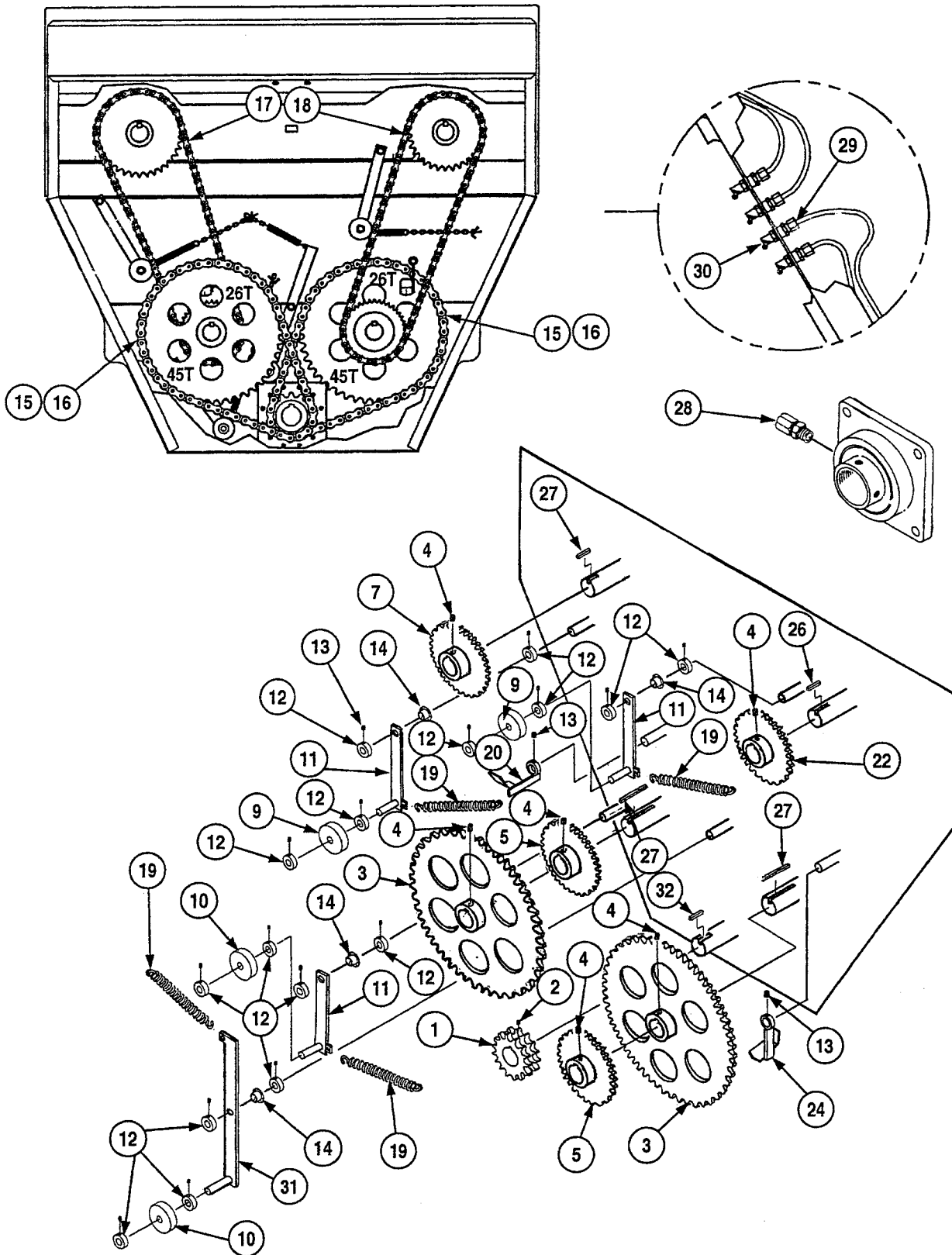
5450/5510/5575 - REAR DRIVE



5450/5510/5575 - REAR DRIVE

Ref. No.	Part No.	Description	Qty. Req.	Ref. No.	Part No.	Description	Qty. Req.
1	167304	Sprocket, D140A13, 3-1/2" Bore	1	18	606065	Connector Link	1
2	651591	•SHSS 5/8 x 3/4	2	19	166980	Extension Spring	4
3	167384	Sprocket, 140B48, 3-7/16" Bore	2	20	167093	Chain Oiler	1
2	651591	•SHSS 5/8 x 3/4	1	13	650200	•SHSS 5/16 x 1/4	1
5	167128	Sprocket, 100B36, 3-7/16" Bore	2	22	167274	Square Key, 7/8 x 7	1
2	651591	•SHSS 5/8 x 3/4	1	23	167218	Cantilever Tension Arm	1
7	167127	Sprocket, 100B32, 3-7/16" Bore	2	24	166986	Right Oiler Assembly	1
2	651591	•SHSS 5/8 x 3/4	1	13	650200	•SHSS 5/16 x 1/4	1
9	167574	#100 Idler Wheel	2	26	167557	Square Key, 7/8 x 5	1
10	167572	#140 Idler Wheel	2	27	167434	Square Key, 7/8 x 8	3
11	167399	Tensioner Arm, 4-1/4	3	28	580069	Male Connector, 1/8-NPT x 3/16	4
12	S16174	Collar, 1" I.D. x 1-5/8" O.D. x 5/8"	12	29	167002	Female Connector, 1/8-NPT x 3/16	4
13	650200	•SHSS 5/16 x 1/4	1	30	166968	Grease Fitting, 1/8-27NPT, 45°	4
14	167242	Bearing, Sleeve 1" Bore	4	31	167455	Eyebolt, 3/8 x 6	4
15	167248	Roller Chain #140 x 60 Links	2	32	654006	FW 3/8	4
16	601237	Connector Link	1	33	653010	HN 3/8	8
17	167579	Roller Chain #100 x 84 Links	2				

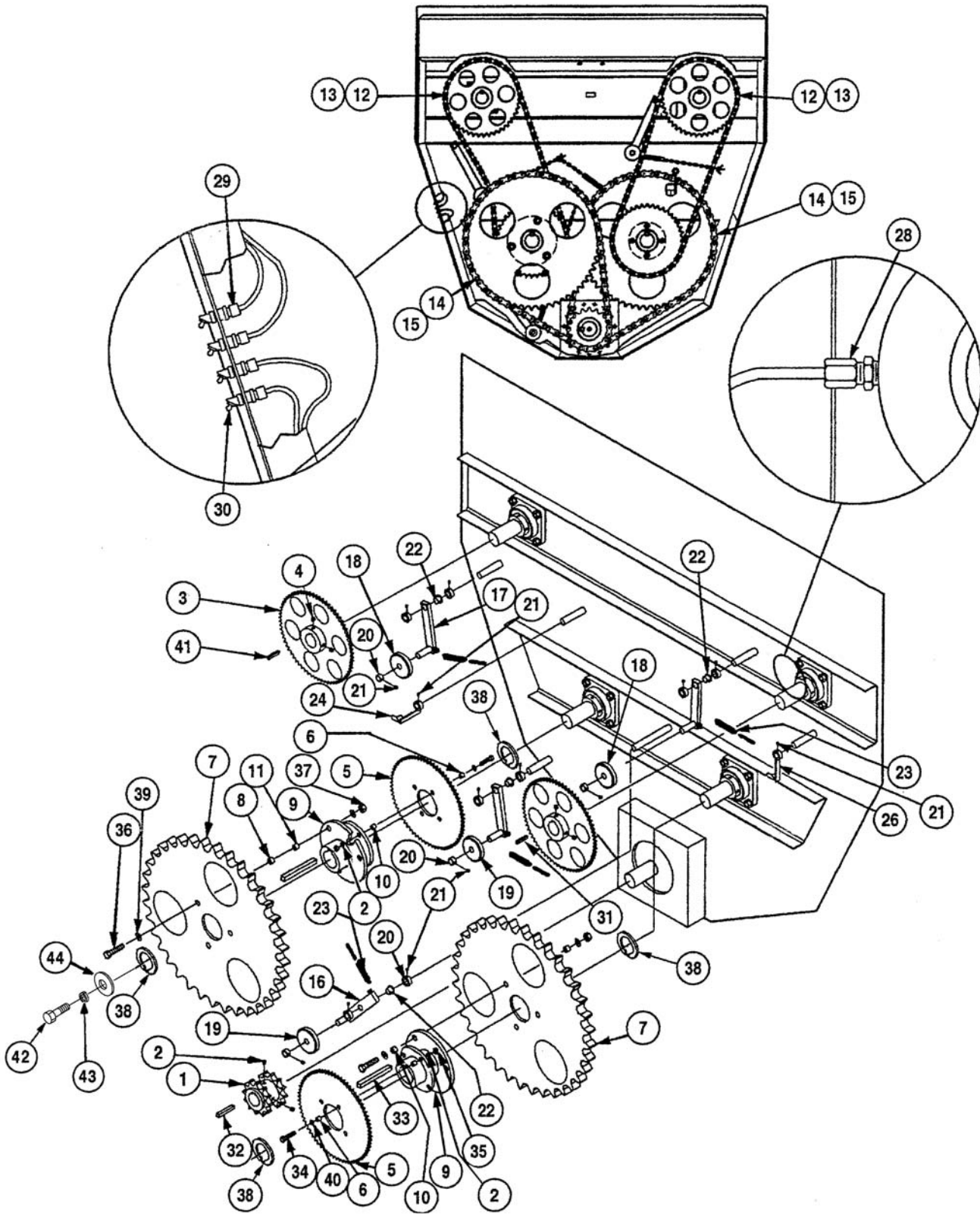
5750 - REAR DRIVE



5750 - REAR DRIVE

Ref. No.	Part No.	Description	Qty. Req.	Ref. No.	Part No.	Description	Qty. Req.
1	167452	Sprocket, DS 160B14 4" Bore	1	17	167221	Roller Chain #120 x 90 Links	2
2	651583	•SHSS 3/4 x 3/4	2	18	601032	•Connector Link	2
3	167387	Sprocket, 160C45 3-7/16" Bore	2	19	166980	Extension Spring	4
4	651591	•SHSS 5/8 x 3/4	1	20	167093	Chain Oiler	1
5	167454	Sprocket, 120B26, 3-7/16" Bore	2	13	650200	•SHSS 5/16 x 1/4	1
4	651591	•SHSS 5/8 x 3/4	2	22	167446	Sprocket, 120B32 3-7/16" Bore	1
7	167004	Sprocket, 120B36, 3-7/16" Bore	1	4	651591	•SHSS 5/8 x 3/4	2
4	651591	•SHSS 5/8 x 3/4	2	24	166986	Right Oiler Assembly	1
9	167219	#120 Idler, Wheel	2	13	650200	•SHSS 5/16 x 1/4	1
10	167220	#160 Idler, Wheel	2	26	167217	Square Key 7/8 x 3	1
11	167399	Tensioner Arm, 4-1/4"	3	27	167434	Square Key 7/8 x 8	3
12	S16174	Collar, 1" I.D. x 1-5/8" O.D. x 5/8"	16	28	580069	Male Connector, 1/8-NPT x 3/16"	4
13	650200	•SHSS 5/16 x 1/4	16	29	167002	Female Connector, 1/8-NPT x 3/16"	4
14	167242	Bearing, Sleeve 1" Bore	4	30	166968	Grease Fitting, 1/8-27NPT, 45°	4
15	167222	Roller Chain #160 x 56 Links	2	31	167218	Cantilever Tensioner Arm	1
16	167011	•Connector Link	1	32	167016	Square Key 1 x 7	1

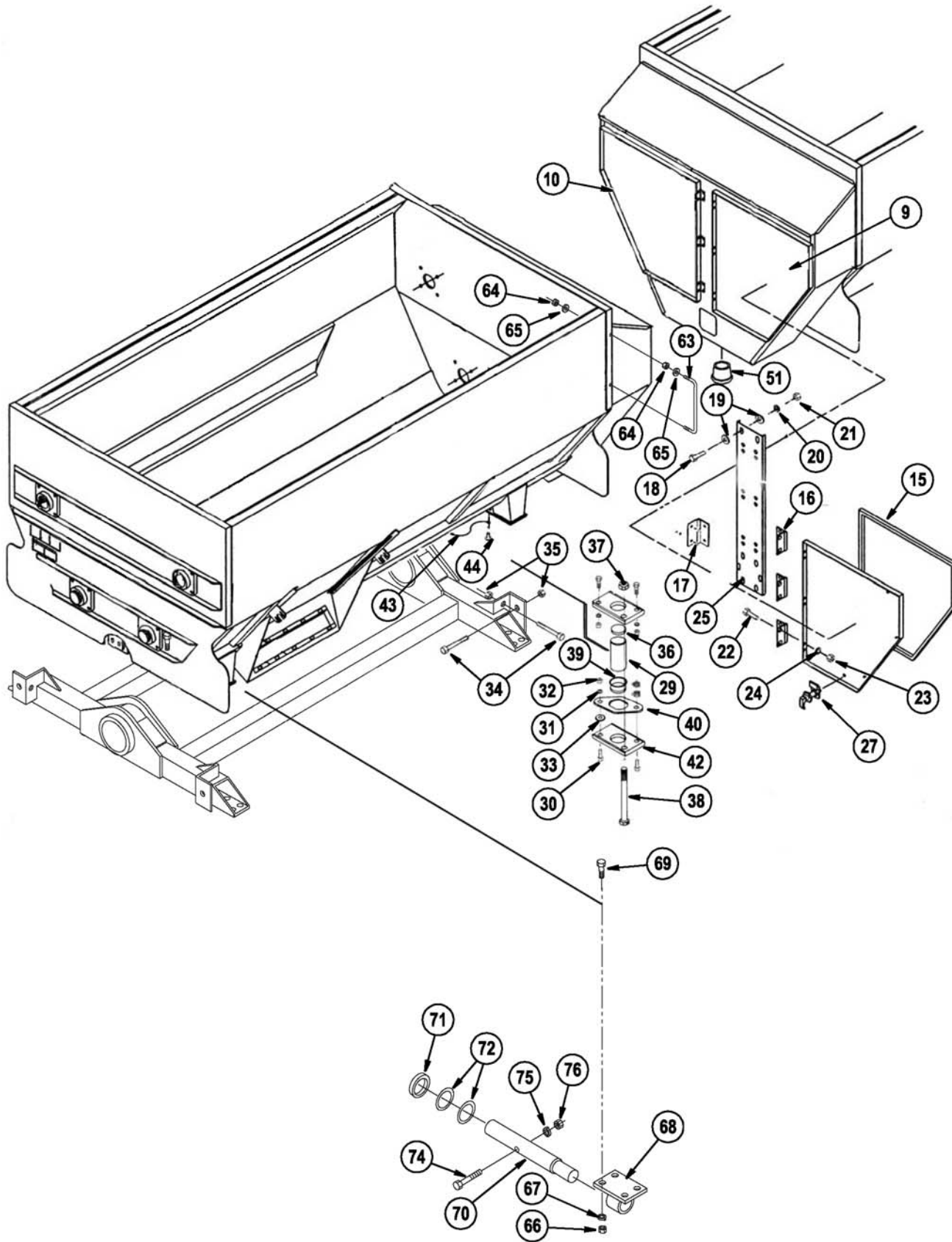
5950 - REAR DRIVE



5950 - REAR DRIVE

Ref. No.	Part No.	Description	Qty. Req.	Ref. No.	Part No.	Description	Qty. Req.
1	167445	Sprocket, DS160B18 4-1/4" Bore	1	23	166980	Extension Spring	4
2	651583	•SHSS 3/4 x 3/4	2	24	167093	Chain Oiler	1
3	167389	Sprocket, 120C45 3 7/16" Bore	2	21	650200	•SHSS 5/16 x 1/4	1
4	651591	•SHSS 5/8 x 3/4	2	26	167098	Right Oiler Assembly	1
5	167428	Sprocket, Shear 120A42	2	21	650200	•SHSS 5/16X1/4	1
6	167561	•Bushing, 1/2 ID x 7/8 OD x 15/16	4	28	580069	Male Connector 1/8NPI x 3/16	4
7	167429	Sprocket, Shear 160A60	2	29	167002	Female Connector 1/8 x 3/16	4
8	167560	•Bushing, 3/4 ID x 1-1/4 OD x 1-1/8	3	30	166968	Grease Fitting 1/8-27 x 45°	4
9	167210	Shear Hub Assembly	2	31	167432	Square Key, 7/8 x 3-3/4	1
10	167632	•Bushing, 1/2 ID x 7/8 OD x 11/16	4	32	167016	Square Key, 1 x 7	1
11	167559	•Bushing, 3/4 ID x 1-1/4 OD x 11/16	3	33	167275	Square Key, 1 x 8	1
12	167430	Roller Chain #120 x 102 Links	2	34	167563	Bolt 1/2 Gr5 Shear	8
13	601032	•#120 Connector Link	2	35	167592	HN 1/2 Ctr Lock	8
14	167431	Roller Chain #160 x 72 Links	2	36	167562	Bolt 3/4 Gr8 Shear	6
15	167011	•#160 Connector Link	2	37	126530	HN 3/4 Ctr Lock	6
16	167218	Cantilever Tensioner Arm	1	38	167295	Retainer Ring 6 ID x 1/8	4
17	167399	Tensioner Arm, 4-1/4"	3	39	654009	FW 1/2	12
18	167219	#120 Idler Wheel	2	40	654014	FW 3/4	16
19	167220	#160 Idler Wheel	2	41	167434	Square Key, 7/8 x 8	1
20	S16174	Collar 1" ID x 1-5/8" OD x 5/8"	16	42	650163	CS 3/4 x 1-3/4	2
21	650200	•SHSS 5/16 x 1/4	1	43	654034	LW 3/4	2
22	167242	Bearing Sleeve 1" Bore Plastic	4	44	167583	Shaft Washer	2

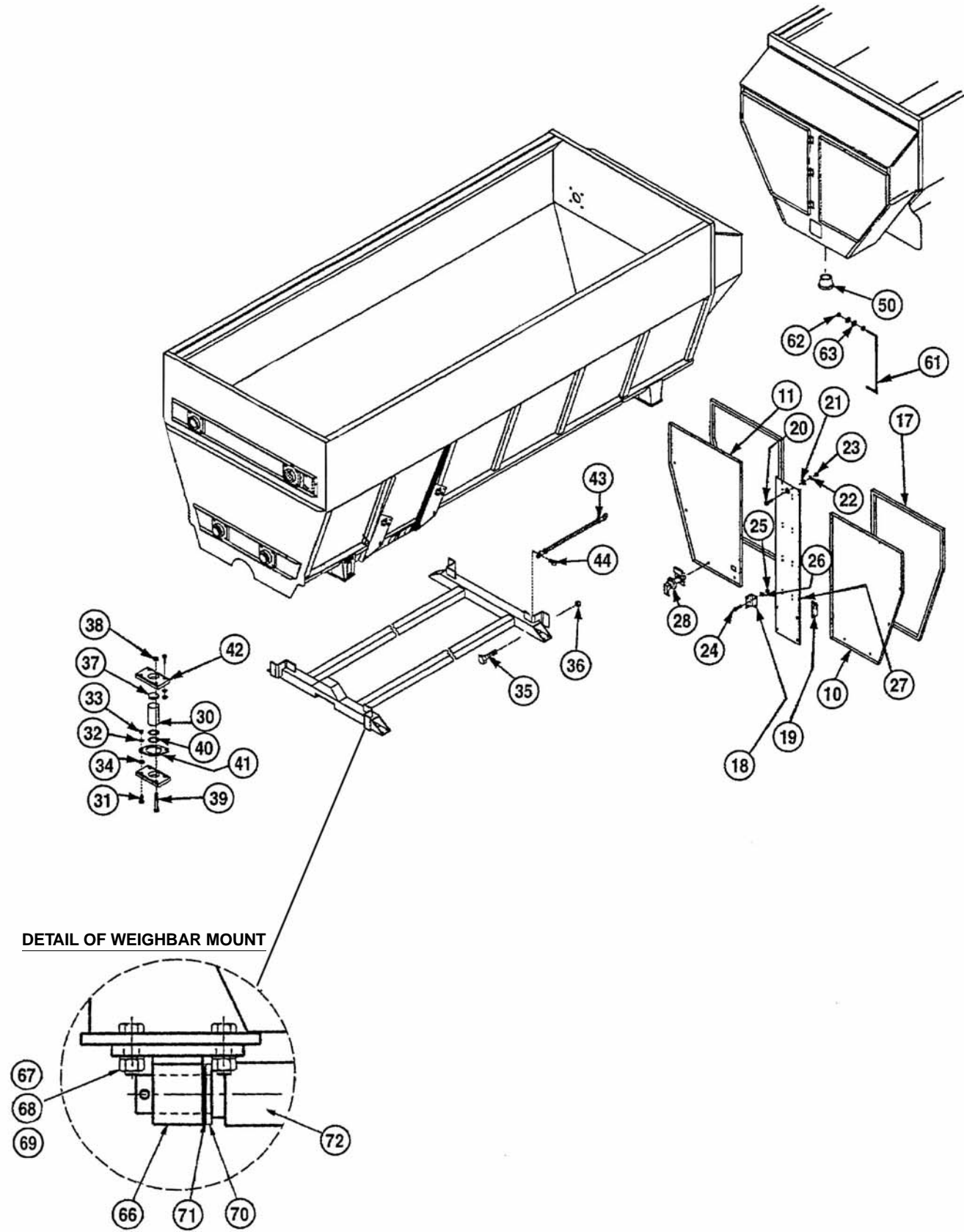
5450/5510/5575 - SUBFRAME, DOORS & WEIGHBARS



5450/5510/5575 - SUBFRAME, DOORS & WEIGHBARS

Ref. No.	Part No.	Description	Qty. Req.	Ref. No.	Part No.	Description	Qty. Req.
9	167139	Door, R.H.	1	31	654032	LW 5/8	16
		Stationary & Truck		32	166990	HN 5/8	16
10	167140	Door, L.H. (5450)	1	33	654012	FW 5/8	8
	167141	Door, L.H. (5510)	1	34	651588	CS 3/4 x 3-1/2	8
	167142	Door, L.H. (5575)	1	35	653029	HN 3/4	8
		Trailer		36	167083	Cushion Block	8
10	167143	Door, L.H. (5450)	1	37	079209	HN 3/4	4
	167144	Door, L.H. (5510)	1	38	650912	CS 3/4 x 7	4
	167145	Door, L.H. (5575)	1	39	167084	O-Ring, 2-7/16	4
15	167215	Foam Strip, 25'	AR	40	167492	Lock Ring	4
16	167398	Hinge, L.H.	4	42	167085	Load Cell Block	8
17	167397	Hinge, R.H.	4	43	167441	Ground Wire	1
18	650487	CS 5/16 x 1	6	44	072228	Screw, Slotted #10-24 x 3/8	2
19	654004	FW 5/16	6	51	167394	Pipe Plug, 2" PVC	3
20	654024	LW 5/16	6	63	167312	U-Bolt 1/2 x 21	2
21	653007	HN 5/16	6	64	653018	HN 1/2	8
22	650542	CS 1/4 x 1/2	32	65	654009	FW 1/2	8
23	653005	HN 1/4	32	66	166990	HN 5/8	16
24	654022	LW 1/4	32	67	654032	LW 5/8	16
25	167138	Center Brace	1	68	167493	Weigh Bar Mount	4
27	167396	Door Latch	10	69	651611	CS 5/8 x 2	16
		Truck		70	167641	Connecting Bar (Set of 4)	4
29	167642	Connecting LC Bars (set of 4)	1		099238	EZ Weigh Bar 2-1/8" Dia. w/21' Cable .	4
30	651127	CS 5/8 x 2-1/2	16	71	167573	Weigh Bar Spacer	4
				72	167554	Washer 1-3/4 x 2-1/2	8
				74	650731	CS 3/8 x 3-1/2	4
				75	654026	LW 3/8	4
				76	653010	HN 3/8	4

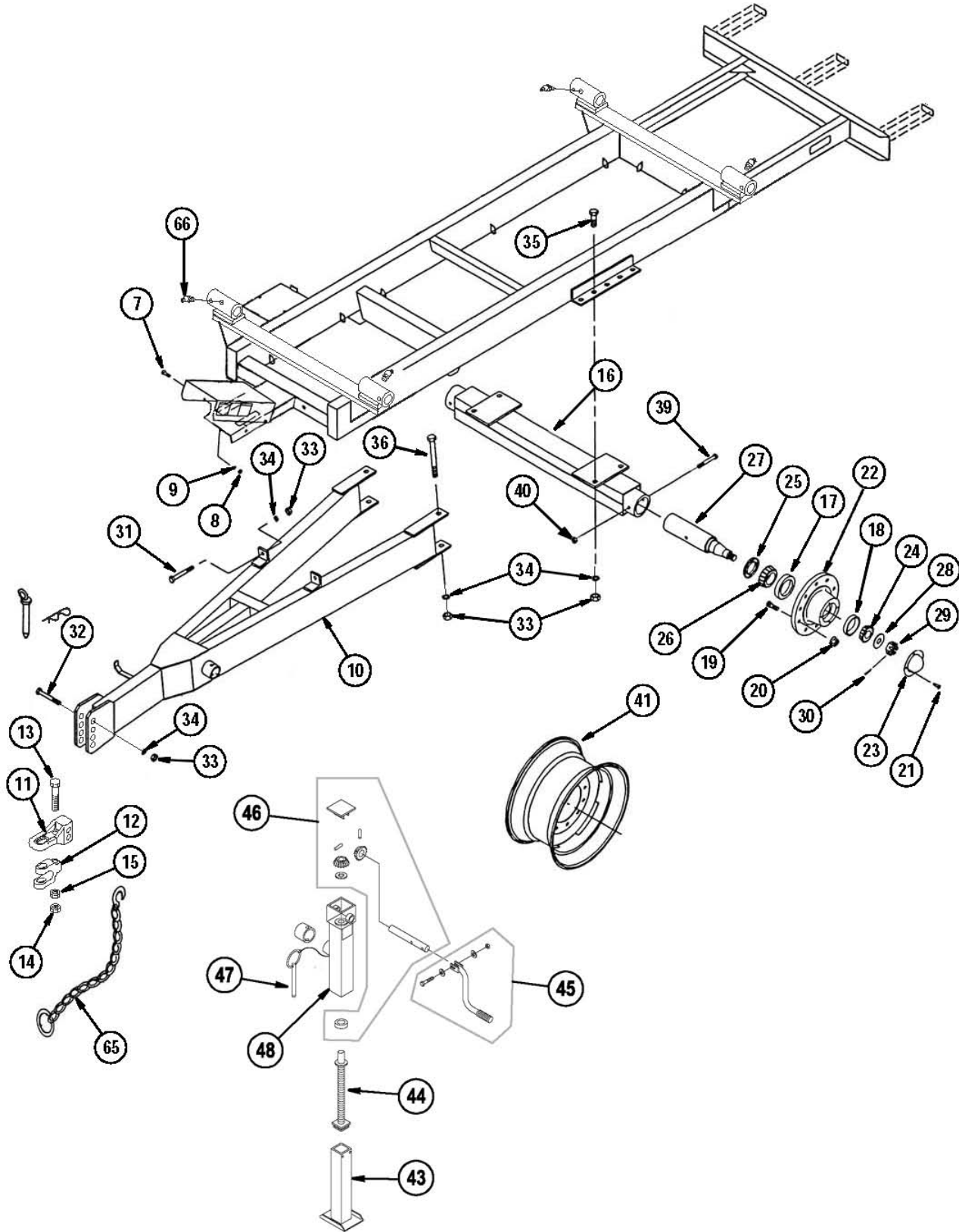
5750/5950 - SUBFRAME, DOORS & WEIGHBARS



5750/5950 - SUBFRAME, DOORS & WEIGHBARS

Ref. No.	Part No.	Description	Qty. Req.	Ref. No.	Part No.	Description	Qty. Req.
10		Door, R.H. (Truck)		33	166990	HN 5/8	12
	167458	(5750)	1	34	654012	FW 5/8	8
	167417	(5950)	1	35	651588	CS 3/4 x 3-1/2	8
11		Door, L.H. (Truck)		36	653029	HN 3/4	8
	167644	(5750)	1	37	167083	Cushion Block	8
	167653	(5950)	1	38	079209	LN 3/4	4
		Door, L.H. (Trailer)		39	650912	CS 3/4x7 C5ZY	4
	167482	(5750)	1	40	167084	O-Ring 2-7/16	4
	167653	(5950)	1	41	167086	Lock Ring	4
17	167215	Foam Strip, 25'	AR	42	167085	Load Cell Block	8
18	167398	Hinge, L.H	4	43	167441	Ground Wire	1
19	167397	Hinge, R.H	4	44	072228	HWHTR Slotted #10-24 x 3/8	2
20	650487	CS 5/16 x 1	6	50	167394	Pipe Plug, 2" PVC	3
21	654004	FW 5/16	6	61	167312	U-Bolt 1/2 x 21	2
22	654024	LW 5/16	6	62	653018	HN 1/2	8
23	653007	HN 5/16	6	63	654009	FW 1/2	8
24	650542	CS 1/4 x 1/2	32	64		Truck Sub Frame	
25	653005	HN 1/4	32		167643	(5750)	1
26	654022	LW 1/4	32		167310	(5950)	1
27		Center Brace		66	167493	Weighbar Mount	4
	167243	(5750)	1	67	654032	LW 5/8	8
	167246	(5950)	1	68	166990	HN 5/8	8
28	167396	Door Latch	10	69	651611	CS 5/8 x 2	8
30	167642	Connecting LC Bars (set of 4)	1	70	167573	Weighbar Spacer	4
72	167641	Connecting Bars (set of 4)	1	71	167554	Machine Bush 18GA 1-3/4 x 2-1/2	8
31	651127	CS 5/8 x 2-1/2	12	72	167641	Connecting WBA Bars	4
32	654032	LW 5/8	12				

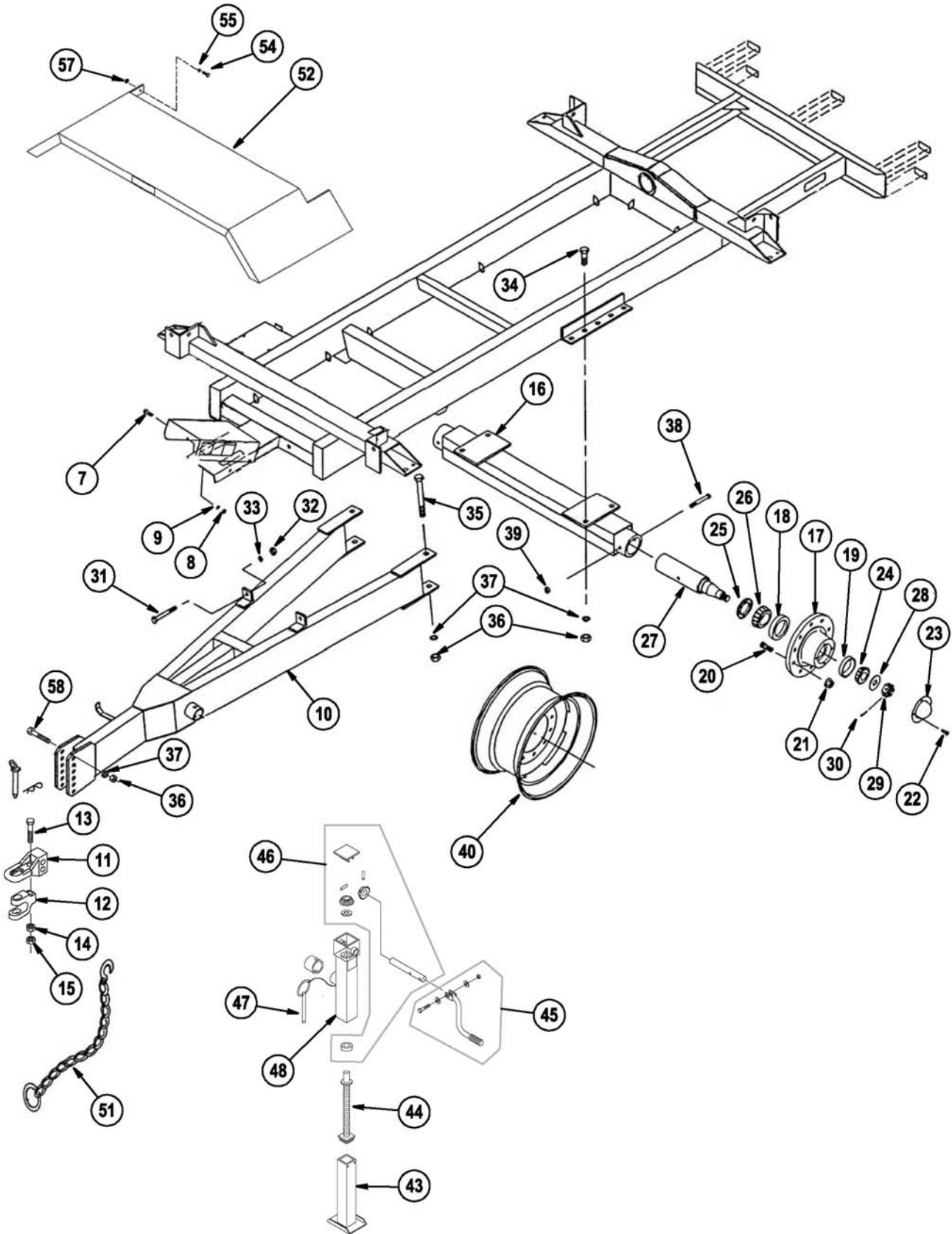
5450/5510/5575 - TRAILER FRAME, TIRES & WHEELS



5450/5510/5575 - TRAILER FRAME, TIRES & WHEELS

Ref. No.	Part No.	Description	Qty. Req.	Ref. No.	Part No.	Description	Qty. Req.
7	650490	•CS 3/8 x 1	1	30	655030	CP 1/4 x 2	1
8	653010	•HN 3/8	1	31	651118	CS 3/4 x 6-1/2	2
9	654026	•LW 3/8	1	32	651612	CS 1 x 6-1/2	2
10	167056	Tongue Assy	1	33	653130	HN 1	8
11	167240	Base Hitch	1	34	654057	LW 1	8
12	167251	Clevis	1	35	651598	CS 1 x 2-1/4	4
13	167289	CS 3/4 x 6 Gr8	1	36	651584	CS 1 x 11	2
14	653026	HN 3/4	1	39	650846	CS 5/8 x 6	2
15	167281	LN Top 3/4	1	40	071709	LN 5/8	2
16	167082	Axle Assy	1				
22	167853	•Hub w/Cups, Studs, and Nuts	1	41	167292	Wheel for 49 x 17 Aircraft Tire (5575)	1
17	078943	••Bearing Cup 33462 (Inner)	1		141268	Wheel, 13 x 22.5, 10 Bolt	2
18	120433	••Bearing Cup 453A (Outer)	1		167601	Jack, Sidewind 10,000 lb	1
19	120403	••Bolt, Stud, 3/4	10	43	167588	•Inner Tube w/Foot - 10,000 Lb.	1
20	167057	••Wheel Nut 3/4	10	44	167585	•Screw & Nut w/Washer	1
21	650484	••Dust Cap Bolt	4	45	167586	•Crank Kit	1
23	120617	••Dust Cap	1	46	167589	•Final Assembly Kit	1
24	120434	••Bearing Cone 460	1	47	167590	•Lock Pin and Chain	1
25	078947	••Seal, 3-3/8 x 4-1/2 x 7/16	1	48	167587	•Outer Tube Assy	1
26	167021	••Bearing Cone, 2.75 I.D.	1				
27	167373	•Spindle 3-3/4	1	65	142967	AG Safety Chain, 30,000 Lb	1
28	167081	•Washer	1	66	570009	Grease fitting	4
29	651381	•HN SLTD 1-1/4 F2	1				

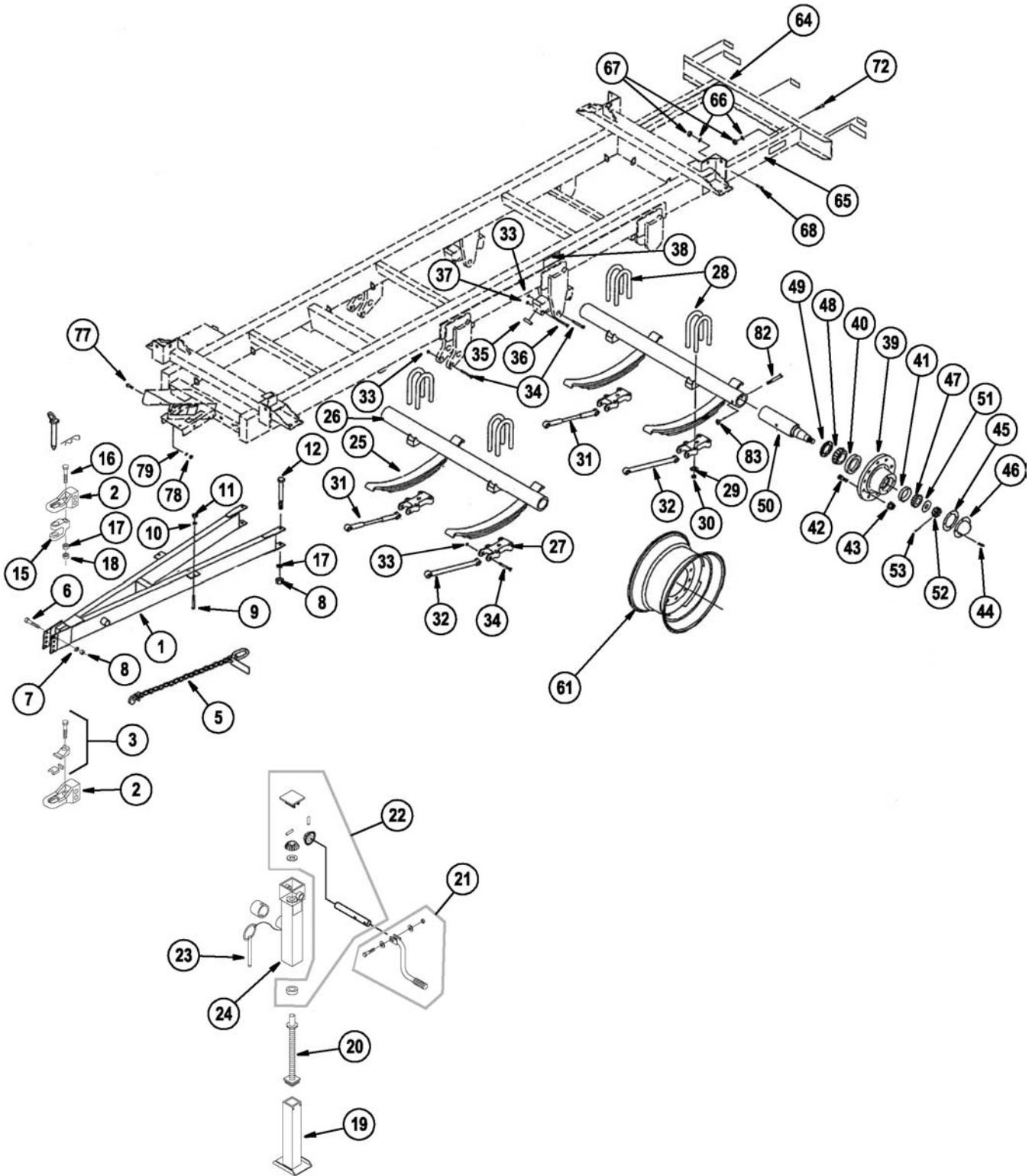
5750 - TRAILER FRAME, TIRES & WHEELS



5750 - TRAILER FRAME, TIRES & WHEELS

Ref. No.	Part No.	Description	Qty. Req.	Ref. No.	Part No.	Description	Qty. Req.
7	650490	•CS 3/8 x 1	1	31	650526	CS 3/4 x 6	4
8	653010	•HN 3/8	1	32	653026	HN 3/4	4
9	654026	•LW 3/8	1	33	654034	LW 3/4	4
10	167055	Tongue Assy	1	34	651598	CS 1 x 2-1/4	4
11	167240	Base Hitch	1	35	651584	CS 1 x 11	2
12	167251	•Mixer Clevis Kit	1	36	653130	HN 1	6
13	167289	•CS 3/4 x 6 Gr8	1	37	654057	LW 1	6
14	167281	•HLN 3/4	1	38	650162	CS 5/8 x 6-1/2	2
15	653026	•HN 3/4	1	39	071709	LN 5/8	2
16	167238	Axle Assy	1	40	167292	•Rim 14 x 20, 10 Bolt	2
17	167651	•20K Hub	1		167601	Jack, Sidewind 10,000 lb	1
18	167151	••Bearing Cup (Inner)	1	43	167588	•Inner Tube w/Foot - 10,000 Lb.	1
19	111359	••Bearing Cup (Outer)	1	44	167585	•Screw & Nut w/Washer	1
20	120403	••Bolt, Wheel, 3/4 x 2.56 F	10	45	167586	•Crank Kit	1
21	167057	••Nut, Wheel, 3/4	10	46	167589	•Final Assembly Kit	1
22	650484	••CS 5/16 x 1/2	4	47	167590	•Lock Pin and Chain	1
23	167411	••Dust Cap	1	48	167587	•Outer Tube Assy	1
24	099226	••Bearing Cone 2.625 I.D	1	51	142967	AG Safety Chain 30,000#	1
25	167409	••Seal, 3-3/8 x 4-1/2 x 7/16	1	52	167649	L.P. Fender	2
26	167152	••Bearing Cone, 3.5423 I.D	1	54	650490	•CS 3/8 x 1	4
27	167171	•Spindle 4-1/2 20K	1	55	654026	•LW 3/8	4
28	112638	•Spindle Washer 1/4 x 2-1/16 I.D. x 4. O.D.	1	57	653010	•HN 3/8	4
29	167410	•HN Slotted 2	1	58	651612	•CS 1 x 6-1/2	2
30	655033	CP 5/16 x 3-1/2	1				

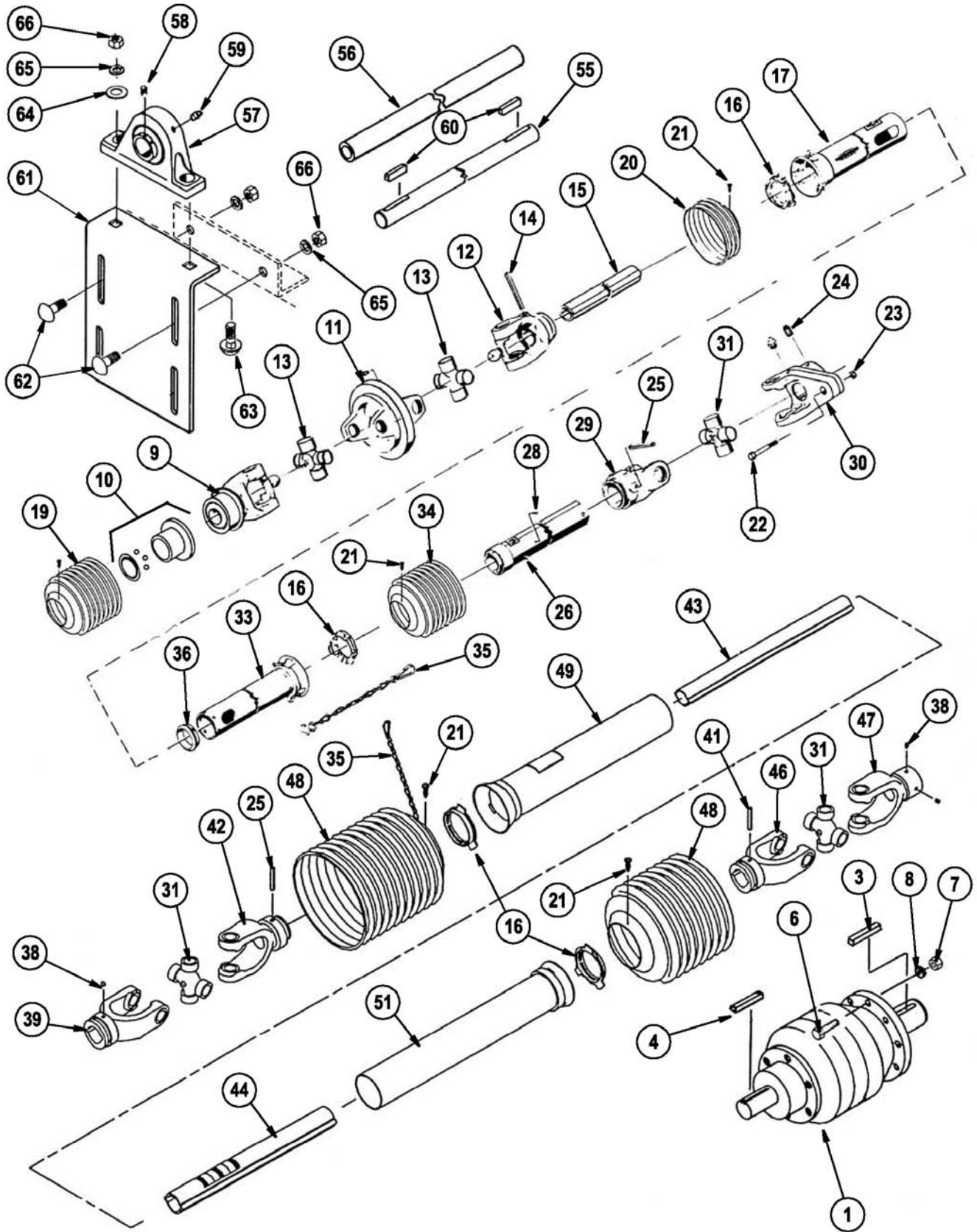
5750/5950 - TANDEM TRAILER FRAME, TIRES & WHEELS



5750/5950 - TANDEM TRAILER FRAME, TIRES & WHEELS

Ref. No.	Part No.	Description	Qty. Req.	Ref. No.	Part No.	Description	Qty. Req.
1	167060	Tongue Assembly (5950)	1	34	167263	Bolt, Hex 1 x 5	8
2	167240	Base Hitch	1	35	167311	Tube - 3/4 OD x 18 Ga. x 3-1/4	4
3	167640	Perfect Hitch Option	1	36	167565	CS 5/8 x 4-1/2 Gr2	4
5	142967	Ag Safety Chain 30,000#	1	37	071710	LN 5/8	4
6	651612	CS 1 x 6-1/2	2	38	167564	Decal - 6900, 9700 Series	2
7	654057	LW 1	4	39	167070	•12K Hub	1
8	653130	HN 1	4	40	166977	••Bearing Cup (Inner)	1
9	650526	CS 3/4 x 6	2	41	120433	••Bearing Cup (Outer)	1
10	654034	LW 3/4	2	42	120403	••Wheel Bolt 3/4	10
11	653026	HN 3/4	2	43	167057	••Nut, Wheel 3/4	10
12	651584	CS 1 x 11	2	44	650484	••CS 5/16 x 1/2	4
				46	120617	••Dust Cap	1
1	167055	Tongue Assembly (5750)	1	47	120434	••Bearing Cone	1
2	167240	Base Hitch	1	48	112191	••Bearing Cone	1
15	167522	Mixer Clevis Kit	1	49	141827	••Seal 3 x 4-1/2 x 7/16	1
16	167289	•CS 3/4 x 6 Gr8	1	50	167071	•Spindle 3-3/4	1
17	167281	•Nut, Hex Top Lock 3/4	1	51	167081	•Washer	1
18	653026	•HN 3/4	2	52	651381	•HN SLTD 1-1/4 F2	1
	167601	Jack, Sidewind 10,000 lb.	1	53	655030	•CP 1/2 x 2	1
19	167587	Outer Tube Assy	1				
20	167585	Screw and Nut w/Washer	1	61	141268	•Wheel 13.00 x 22.5-10 Bolt W/O/Offset	1
21	167586	Crank Kit	1		167294	•Wheel for 44 x 16 Aircraft Tire	1
22	167589	Final Assy. Kit (Short Shaft)	1				
23	167590	Lock Pin and Chain	1	64	166978	Trailer Bumper (5950)	1
24	167588	Fixed Leg Assy.		65	167331	Bumper Brace (5950)	2
				66	654030	LW 1/2	16
25	167571	Spring	4	67	653018	HN 1/2	16
26	167325	Tandem Axle Tube Assy (5950)	2	68	650495	CS 1/2 x 1-1/4	8
27	167570	Plate Bottom	4	72	650527	CB 1/2 x 1-1/4	8
28	167456	U-Bolt 7/8 x 5RO x 11-3/4	8				
29	066717	FW 31/32	16	77	650490	CS 3/8 x 1	1
30	167288	HN 7/8	16	78	653010	HN 3/8	1
31	167569	Torque Arm Assy. - Adj. 19-1/2	2	79	654026	LW 3/8	1
32	167309	Torque Arm Assy. - Non-Adj.	2	82	650846	CS 5/8 x 6	4
33	167134	HN FI S-lock 1	8	83	071709	LN 5/8	4

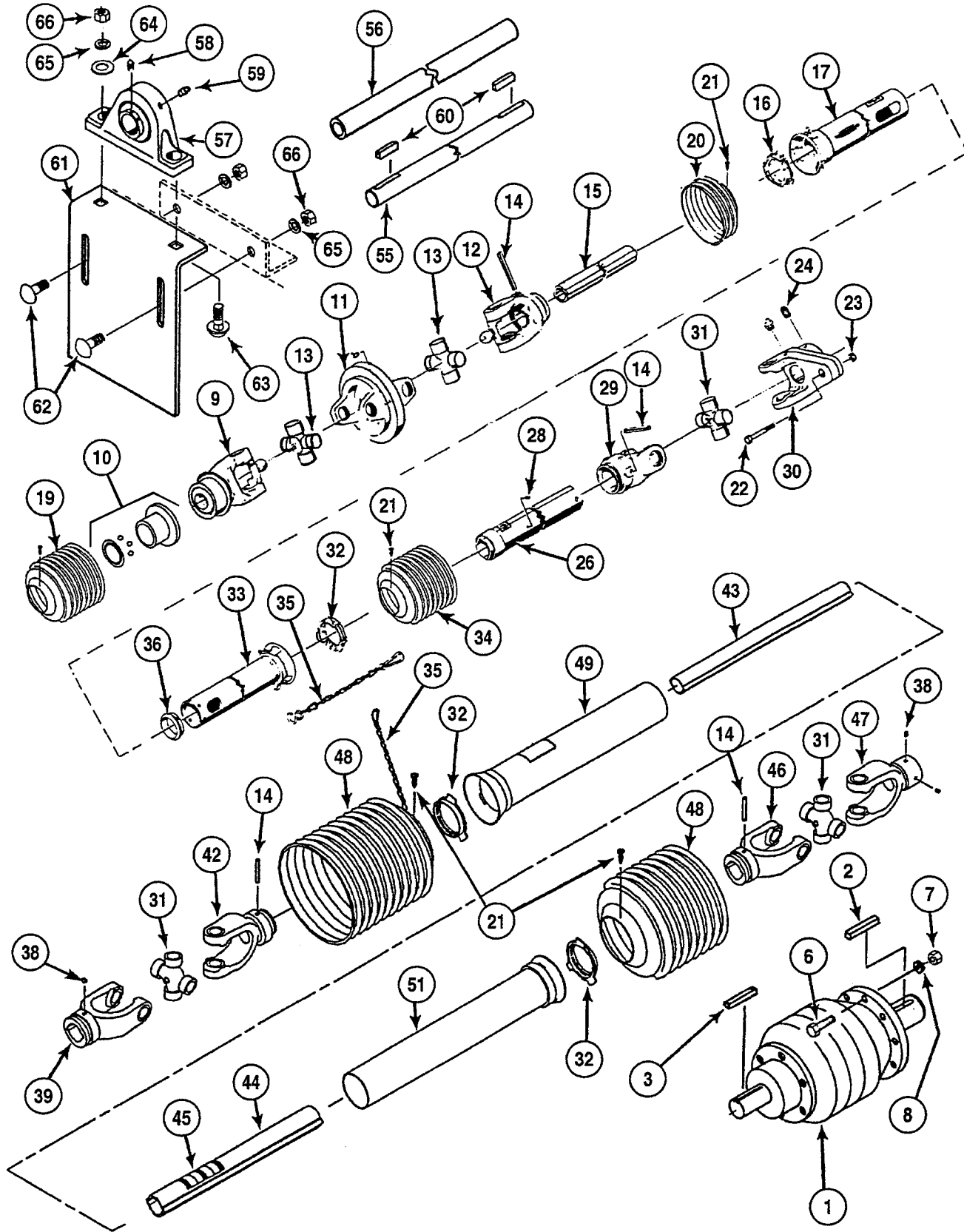
5450/5510/5575 - PTO SHAFTS



5450/5510/5575 - PTO SHAFTS

Ref. No.	Part No.	Description	Qty. Req.	Ref. No.	Part No.	Description	Qty. Req.
1		Planetary Reducer		31	086910	••Cross and Bearing Kit	1
	167647	14.2:1 (540 RPM)	1	16	604725	••Bearing Ring, SC25	2
	167648	24.48:1 (1000 RPM)	1	33	167107	••Inner Shield Tube RD	1
3	167274	•Key, 7/8 Sq. x 4	1	34	167110	••Shield Cone 5 Rib	1
4	167025	•Key, 3/8 Sq. x 2-3/4	1	35	604728	••Safety Chain	1
6	651127	CS 5/8 x 2-1/2	10	36	086943	••Shield Bearing	1
7	166990	HN 5/8	10	21	086921	••Screw	1
8	654032	LW 5/8	10		167290	Secondary PTO Shaft w/S.S	1
		PTO Shaft w/Clutch	1	38	650214	•SHSS 3/8 x 1/2"	4
	167069	(540 RPM)	1	39	167121	•Yoke, 1-3/8" RB, 5/16" Keyway	1
	167595	(1000 RPM)	1	31	086910	••Cross and Bearing Kit	1
		•Tractor Half Shaft	1	25	167102	•Spring Pin 10 x 75	2
	167167	(540 RPM)	1	42	167113	•Inboard Yoke 1b	1
	167168	(1000 RPM)	1	43	167114	•Inner Profile 1 b	1
9		••Yoke, 1-3/8"		44	167115	•Outer Profile 2a	1
	086919	6 Spline (540 RPM)	1	46	167105	•Inboard Yoke 2a	1
	167314	21 Spline (1000 RPM)	1	47	167116	•Yoke, 1-1/2" RB, 3/8" Keyway	1
10	086923	••Q.D. Collar Kit	1	48	167117	•Shield Cone 9 Rib	2
11	086918	••Double Yoke	1	49	167118	•Outer Shield Tube OVAL	1
12	167101	••Inboard Yoke, 1b GA	1	51	167119	•Inner Shield Tube RD	1
13	086916	••Cross and Bearing Kit	2	16	604725	•Bearing Ring SC25	2
14	167102	••Spring Pin, 10 x 75	2	35	604728	•Safety Chain	1
15	167103	••Inner Profile 1b GA	1	21	086921	••Screw	2
16	604725	••Bearing Ring SC25	2	55	167496	Drive Shaft, 72-5/8", LO (5450)	1
17		••Outer Shield Tube OVAL	1		167497	Drive Shaft, 96-5/8", LO (5510)	1
	167106	(540 RPM)	1		167049	Drive Shaft, 124-3/8", LO (5575)	1
	167298	(1000 RPM)	1	56	167498	Shaft Guard, 33", LO (5510)	1
19	167108	••CV Cone and Bearing Assy	1		167264	Shaft Guard, 50-1/2", LO (5510, 5575)	1
20	167109	••Shield Cone 3 Rib	1		167477	Shaft Guard, 61-3/4" LO (5450, 5575)	1
21	086921	••Screw	8				
	167596	•Implement Half Shaft, 1-3/8" Bore	1	57	167122	Bearing, Pillow Block, 1-3/8" Bore	2-3
22	650692	•CS 5/16 x 1-3/4	1	58	650342	•SHSS CP 5/16x1/2 F	2
23	064260	••HN 5-16 Nylon Lock	1	59	570002	•Grease Fitting, 1/8-27NPT	1
24	650214	••SHSS, 3/8 x 1/2	2	60	180-31085	Key, Straight, 5/16 Sq. x 2	2
25	167102	••Spring Pin 10 x 75	2	61	167080	Bearing Mount	1-2
26	167104	••Profile and Sleeve WA	1	62	650527	CB 1/2 x 1-1/4	2-4
28	086922	••Grease Fitting	1	63	650774	CB 1/2 x 2	4-6
29	167105	••Inboard Yoke 2a	1	64	654009	FW 1/2	2-4
30	167120	••Shearbolt Clutch	1	65	654030	LW 1/2	6-10
				66	653018	HN 1/2	6-10

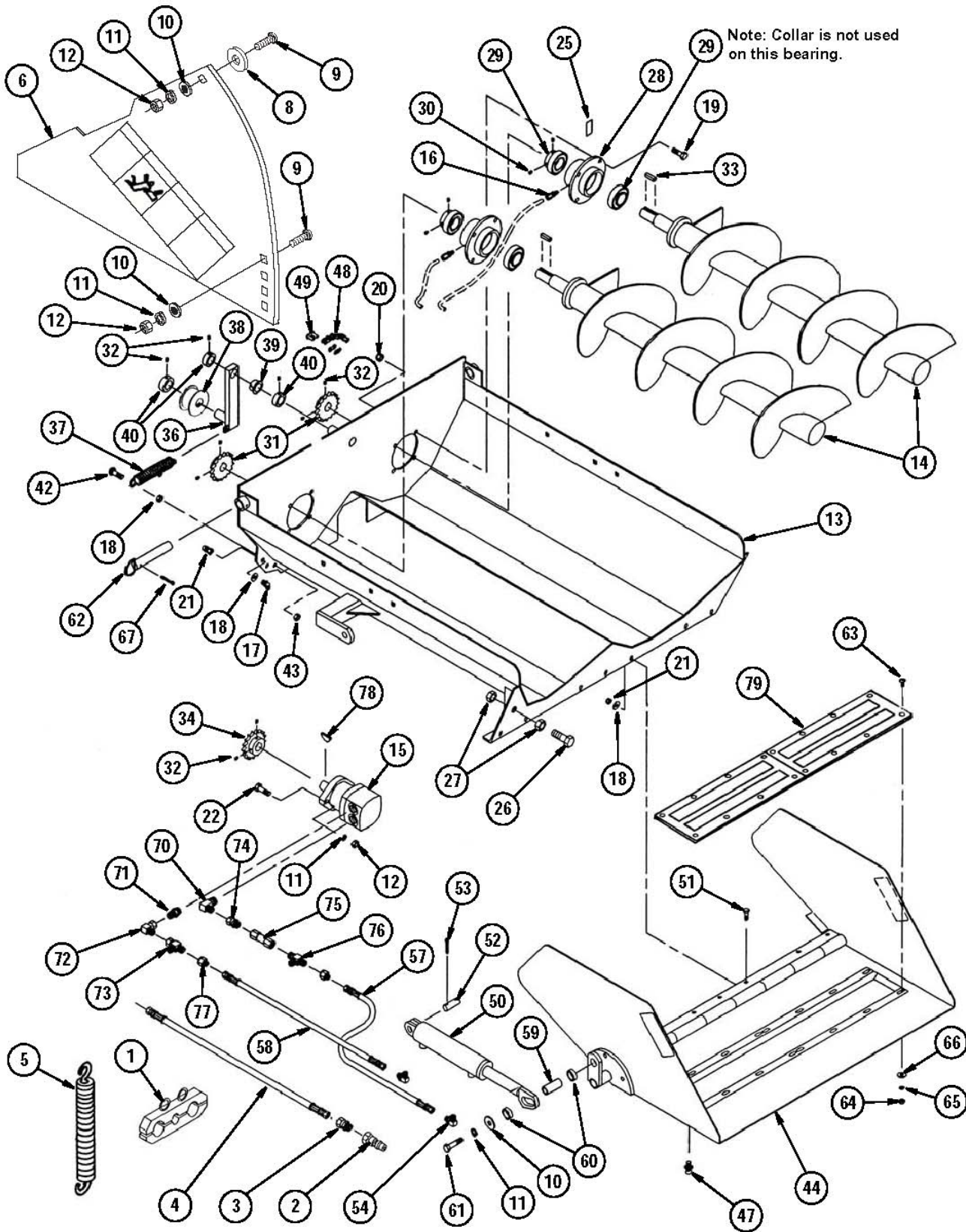
5750/5950 - PTO SHAFTS



5750/5950 - PTO SHAFTS

Ref. No.	Part No.	Description	Qty. Req.	Ref. No.	Part No.	Description	Qty. Req.
1		2150 Planetary Reducer		26	167104	••Profile & Sleeve WA	1
	167630	13.65:1 (540 RPM)	1	28	086922	••Grease Fitting	1
	167631	26.57:1 (1000 RPM)	1	29	167105	••Inboard Yoke 2a	1
2	167016	•Square Key 1 x 7	1	30	167120	••Shearbolt Clutch	1
3	167025	•Square Key 3/8 x 2-3/4	1	31	086910	••Cross & Bearing Kit	1
6	167051	CS 9/16 x 6-1/2	12	32	604725	••Guard Clip	2
7	651587	HN 9/16	12	33	167107	••Inner Shield Tube Round	1
8	654056	LW 9/16	12	34	167110	••Shield Cone 5 Rib	1
		PTO Shaft w/Clutch (5750)		35	604728	••Safety Chain	1
	167069	(540 RPM)	1	36	086943	••Shield Bearing	1
	167595	(1000 RPM)	1		167290	Secondary PTO Shaft w/S.S (5750)	1
		PTO Shaft w/Clutch (5950)			167225	Secondary PTO Shaft w/S.S (5950)	1
	167595	(1000 RPM)	1	38	650214	•SHSS 3/8 x 1/2	4
		•Tractor Half Shaft		39	167121	•Yoke, 1-3/8 RB, 5/16 Keyway	1
	167167	(540 RPM)	1	31	086910	•Cross & Bearing Kit	2
	167168	(1000 RPM)	1	14	167102	••Spring Pin 10 x 75	2
9		••Yoke 1-3/8	1	42	167113	•Inboard Yoke 1	1
	086919	6 Spline (540 RPM)	1	43	167114	•Inner Profile 1	1
	167314	21 Spline (1000 RPM)	1	44	167115	•Outer Profile 2	1
10	086923	••Collar Kit	1	46	167105	•Inboard Yoke 2	1
11	086918	••Double Yoke	1	47	167116	•Yoke, 1-1/2" RB, 3/8" Keyway	1
12	167101	••Inboard Yoke 1b GA	1	48	167117	•Shield Cone 9 Rib	2
13	086916	• Cross & Bearing Kit	2	49	167118	•Outer Shield Tube Oval	1
14	167102	••Spring Pin 10 x 75	2	51	167119	•Inner Shield Tube Round	1
15	167103	••Inner Profile 1b GA	1	32	604725	•Guard Clip	2
16	604725	••Guard Clip	1	35	604728	•Safety Chain	1
17		••Outer Shield Tube Oval		55	167049	Drive Shaft (124-3/8") Lo (5750)	1
	167106	(540 RPM)	1		167136	Drive Shaft (118-3/8") Tandem (5750)	1
	167298	(1000 RPM)	1		167490	Drive Shaft (180") (5950)	1
19	167108	••CV Cone & Bearing Assy	1	56	167137	Shaft Guard Front (46") Tandem (5750)	1
20	167109	••Shield Cone 3 Rib	1		167264	Shaft Guard Front (50-1/2") Lo (5750)	1
21	086921	••Screw	8		167484	Shaft Guard Center (55-1/2") (5950)	3
	167596	•Implement Half Shaft 1-3/8 Bore	1		167287	Shaft Guard Center (59-3/4") Lo (5750)	1
22	167577	••CS Shear Bolt, 5/16 x 1-3/4 (5750) Necked Down (540 RPM)	1	57	167122	Bearing, Pillow Block, 1-3/8" Bore (5750)	3
	167437	••Shear Bolt, 5/16 x 1-3/4 (5750) Necked Down (1000 RPM)	1			(5950)	4
	651596	•• Shear Bolt, 5/16 x 1-3/4 (5950) Full Thread	1	58	650342	•SHSS CP 5/16x1/2 F	2
23	064260	••HLN 5/16	1	59	570002	•Grease Fitting	1
24	650214	••SHSS 3/8 x 1/2	2	60	180-31085	Square Key 5/16 x 5/16 x 2	2
				61	167080	Bearing Mount	2
				62	650527	CB 1/2 x 1-1/4	4
				63	650774	CB 1/2 x 2	6
				64	654009	FW 1/2	6
				65	654030	LW 1/2	10
				66	653018	HN 1/2	10

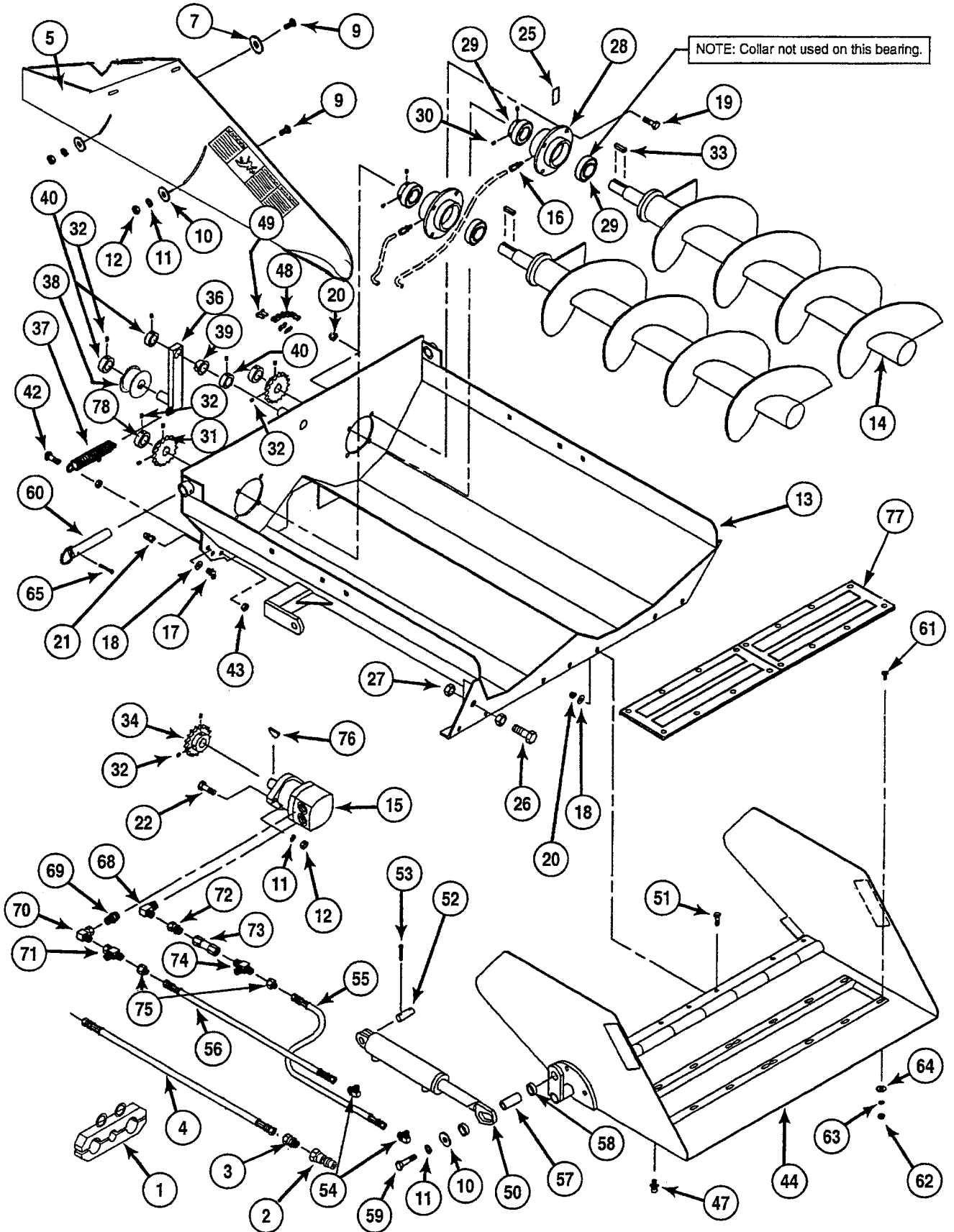
5450/5510/5575 - AUGER DISCHARGE (TRAILER & TRUCK)



5450/5510/5575 - AUGER DISCHARGE (TRAILER & TRUCK)

Ref. No.	Part No.	Description	Qty. Req.	Ref. No.	Part No.	Description	Qty. Req.
1	166998	•Dual Tube Clamp w/Eyebolts	1	39	167242	••Bearing, Sleeve 1" Bore	1
2	154615	•Male Tip 3/4-16 O-Ring Boss	2	40	S16174	••Collar, 1" I.D. x 1-5/8 O.D. x 5/8"	3
3	167391	•Swivel Adapter 1/2NPT - SAE #8	2	32	650201	••SHSS 5/16 x 5/16	1
4	167233	•1/2" Hyd. Hose W/Ends x 198" Lg.	2	42	650773	••CB 3/8 x 1-1/2	1
5	167301	•Extension Spring	1	43	653010	••HN 3/8	2
6	167655	••Side Extension (27-1/2").	2	44	167099	••Spout Assembly	1
	167052	••Side Extension (42-1/2").	2	47	570014	••Grease Fitting, 1/4-28NF Straight	4
8	054042	••Washer 2-1/4" O.D.	2	48	066914	••Roller Chain #60 x 84 Links	1
9	650527	••CB 1/2 x 1-1/4	4	49	500160	••Connector Link #60	1
10	654009	••FW 1/2	4	50	167087	••6-1/2" Stroke Cylinder Assy	1
11	654030	••LW 1/2	4	51	650533	••CS 3/8 x 1-1/2	7
12	653018	••HN 1/2	4	52	167284	••Pin	1
13	167372	••Discharge Frame (27-1/2")	1	53	655020	••CP 3/16 x 1-1/2	2
	167371	••Discharge Frame (42-1/2")	1	54	068938	••90° Elbow, 9/16-18 W/Adj. ORB.	2
14		••Discharge Auger		57	167076	••1/4" Hyd. Hose w/Ends x 48" Lg. (27-1/2" Discharge)	1
	167088	(27-1/2" Discharge)	2		167059	••1/4" Hyd. Hose w/Ends x 60" Lg. (42-1/2" Discharge)	1
	167078	(42-1/2" Discharge)	2				
15	167041	••Hydraulic Motor, 14.9 C.I.D.	1	58	167094	••1/4" Hyd. Hose w/Ends x 36" Lg. (27-1/2" Discharge)	1
16	580069	••Male Connector			167076	••1/4" Hyd. Hose w/Ends x 48" Lg. (42-1/2" Discharge)	1
		1/8-27NPT x 3/16 O.D.	2				
17	570010	••Grease Fitting 1/8-27NPT 65° Angle	2	59	167097	••Spacer	1
18	654006	••FW 3/8	9	60	167285	••Pipe Spacer	2
19	166934	••HTB 3/8 x 1-1/4	8	61	650379	••CS 1/2 x 3	1
20	067847	••HLN-Ins 3/8	15	62	167400	••Connecting Pin	2
21	167002	••Female Connector 1/8 x 3/16" O.D.	2	63	650949	••THMS Slotted 5/16 x 3/4	16
22	650569	••CS 1/2 x 1-3/4	2	64	653007	••HN 5/16	16
12	653018	••HN 1/2	2	65	654024	••LW 5/16	16
11	654030	••LW 1/2	2	66	654004	••FW 5/16	16
25	167652	••Auger Shim	AR	67	655030	••CP 1/4 x 2	2
26	650416	••CS 3/4 x 2-1/2	1	10	654009	••FW 1/2	1
27	653026	••HN 3/4	2	11	654030	••LW 1/2	1
28	167241	••Housing Assembly	2	70	076031	••90° Elbow, 7/8-14 x 3/4-16 Flange	1
29	069485	••Ball Bearing, 1-7/16" Bore	4	71	089099	••Male Connector, 7/8 ORB 3/4-16	1
	520093	••Bearing Collar	4	72	088442	••90° Elbow, 3/4-16 w/Fem. Swivel	1
30	650195	••SHSS 1/4 x 1/4	2	73	076143	••Tee, 3/4-16 w/Fem Swivel on Run	1
31	167000	••Sprocket, 60B17 x 1-1/4" Bore	2	74	167306	••Swivel Adap. 3/4 Fl. - 3/4 O-Ring	1
32	650201	••SHSS 5/16 x 5/16	2	75	167250	••Check Valve, 3/4-16 O-Ring Boss	1
33	B11156	••Square Key, 5/16 x 1-1/4	2	76	167307	••Tee, 3/4-16 w/Adj. ORB Run	1
34	167303	••Sprocket, 60B17 x 1" Bore	1	77	167236	••Adapter, 3/4-16 - 9/16-18 (37°)	2
32	650201	••SHSS 5/16 x 5/16	2	78	650513	••Key, Woodruff, 1/4 x 1	1
36	167095	••Idler, Discharge	1	79	167338	••Magnet Assy., 18-1/2"	1
37	166980	••Extension Spring	1	32	650201	••SHSS 5/16 x 5/16	2
38	167229	••Idler Wheel, 1" Bore	1				

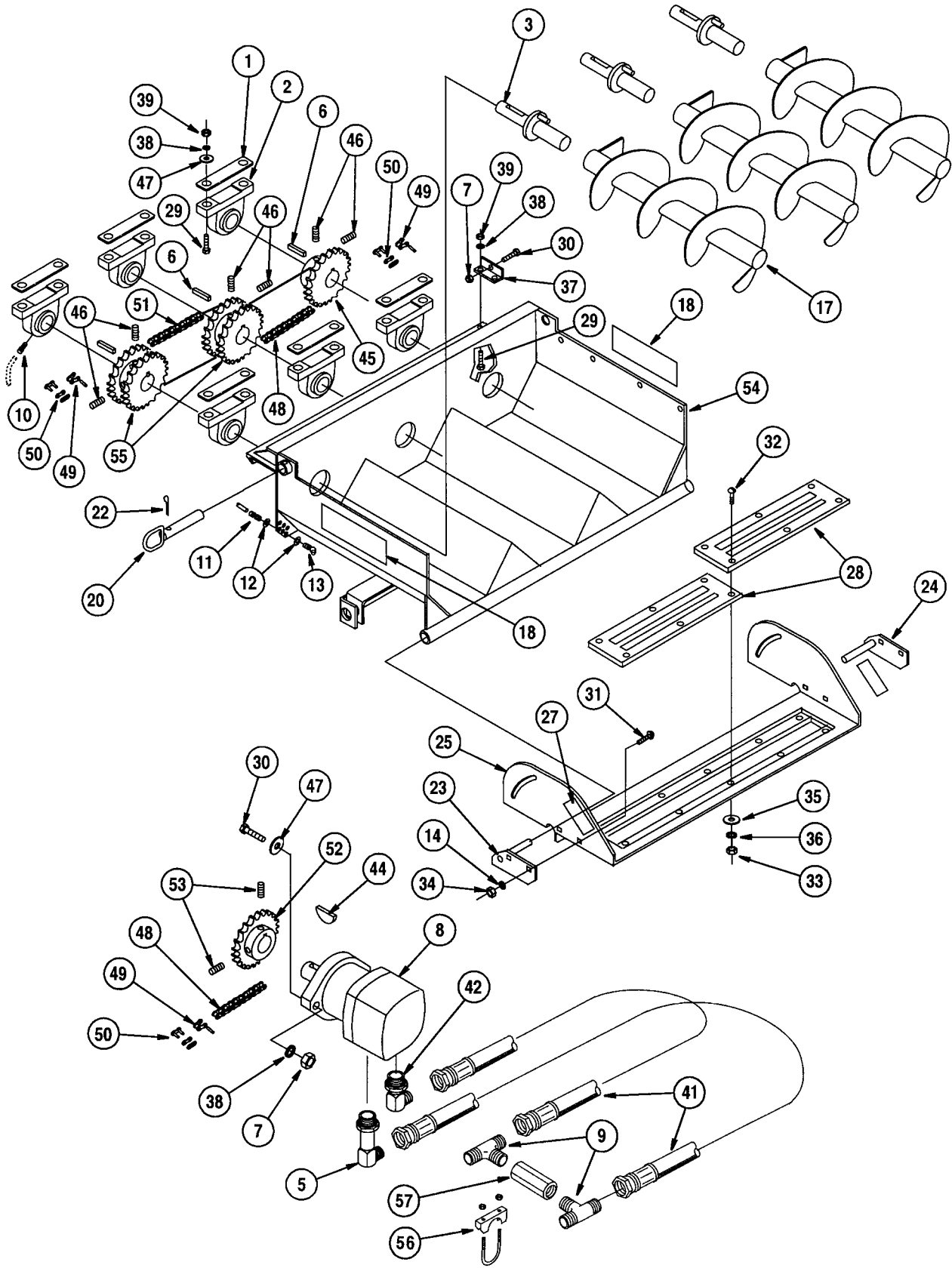
5750 - AUGER DISCHARGE (TRAILER & TRUCK)



5750 - AUGER DISCHARGE (TRAILER & TRUCK)

Ref. No.	Part No.	Description	Qty. Req.	Ref. No.	Part No.	Description	Qty. Req.
1	166998	•Dual Tube Clamp W/Eyebolts	1	32	650201	••SHSS 5/16 x 5/16	1
2	154615	•Male Tip 3/4 O-Ring Boss	2	42	650773	••CB 3/8 x 1-1/2	1
3	167391	•Swivel Adapter 1/2 NPT-SAE #8	2	43	653010	••HN 3/8	2
4	167233	•1/2" Hyd. Hose w/Ends x 198 Lg	2	44	167099	••Spout Assembly	1
5	167053	••Side Extension, (27-1/2")	2	47	570014	••Grease Fitting, 1/4-28NFStr	4
	167054	••Side Extension, (42-1/2")	2	48	066914	••Roller Chain #60 x 84 Links	1
7	054042	••Washer 17/32	2	49	500160	••Connector Link	1
9	650527	••CB 1/2 x 1-1/4	4	50	167087	••6-1/2 Stroke Cylinder	1
10	654009	••FW 1/2	4	51	650533	••CS 3/8 x 1-1/2	7
11	654030	••LW 1/2	4	52	167284	••Pin	1
12	653018	••HN 1/2	4	53	655020	••CP 3/16 x 1-1/2	2
13	167372	••Discharge Frame (27-1/2")	1	54	068938	••90° Elbow, 9/16 w/Adj. O.R.B	2
	167371	••Discharge Frame (42-1/2")	1	55	167076	••1/4 Hyd. Hose w/ends x 48 Lg (27-1/2" Discharge)	1
14		••Discharge Auger			167059	••1/4 Hyd. Hose w/ends x 60 Lg (42-1/2" Discharge)	1
	167088	26" (27-1/2" Discharge)	2				
	167078	41" (42-1/2" Discharge)	2	56	167094	••1/4 Hyd. Hose w/ends x 36 Lg (27-1/2" Discharge)	1
15	167041	••Hydraulic Motor, 14.9 C.I.D	1		167076	••1/4 Hyd. Hose w/ends x 48 Lg (42-1/2" Discharge)	1
16	580069	••Male Connector 1/8-27NPT	2	57	167097	••Spacer	1
17	570010	••Grease Fitting 1/8 x 65° Angle	2	58	167285	••Pipe Spacer	2
18	654006	••FW 3/8	9	59	650379	••CS 1/2 x 3	1
19	166934	•HTB 3/8 x 1-1/4	8	60	167400	•Connecting Pin	2
20	067847	••HLN 3/8	15	61	650949	••THMS 5/16 x 3/4	10
21	167002	••Female Connector 1/8 x 3/16 O.D	2	62	653007	••HN 5/16	10
22	650569	••CS 1/2 x 1-3/4	2	63	654024	••LW 5/16	10
12	653018	••HN 1/2	2	64	654004	•FW 5/16	10
11	654030	••LW 1/2	2	65	655030	•CP 1/4 x 2	2
25	167652	••Auger Shim	AR	10	654009	••FW 1/2	1
26	650416	••CS 3/4 x 2-1/2	1	11	654030	••LW 1/2	1
27	653026	••HN 3/4	2	68	076031	••90° Elbow, 7/8 x 3/4	1
28	167241	••Bearing Housing	2	69	089099	••Male Connector, 7/8 ORB 3/4-16	1
29	069485	••Ball Bearing 1-7/16	4	70	088442	••90° Elbow 3/4-16w/Fem. Swivel	1
	520093	••Collar	4	71	076143	••Tee, 3/4 w/Female Run Swivel	1
30	650195	••SHSS 1/4 x 1/4	2	72	167306	••Swivel Adap. 3/4 Fl. x 3/4 O-Ring	1
31	167000	••Sprocket, 60B17 x 1 -1/4 Bore	2	73	167250	••Check Valve, 3/4 O-Ring Boss	1
32	650201	••SHSS 5/16 x 5/16	2	74	167307	••Tee 3/4 w/Adj. ORB Run	1
33	B11156	••Square Key 5/16 x 1-1/4	2	75	167236	••Adapter, 3/4 - 9/16 (37°)	2
34	167303	••Sprocket, 60B17 x 1 Bore	1	76	650513	••Woodruff Key 1/4 x 1	1
32	650201	••SHSS 5/16 x 5/16	2	77	167338	••Magnet Assy. 34-3/8	1
36	167095	••Discharge Idler	1	78	060188	••Set Collar	2
37	166980	••Extension Spring	1	32	650201	••SHSS 5/16 x 5/16	2
38	167229	••#80 Idler wheel 1" Bore	1				
39	167242	••Bearing, Sleeve 1" Bore	1				
40	S16174	••Set Collar	3				

5950 - AUGER DISCHARGE



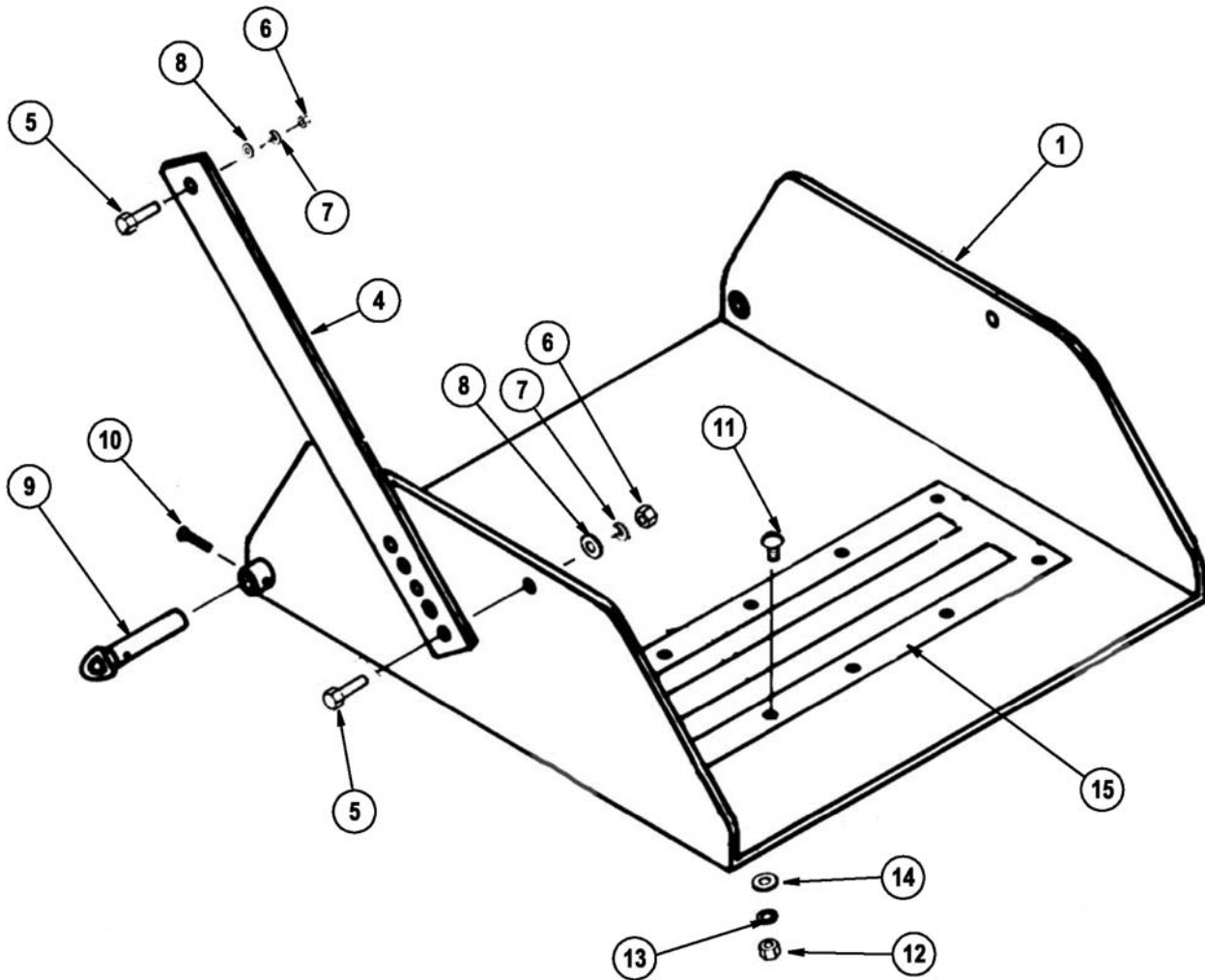
5950 - AUGER DISCHARGE

Ref. No.	Part No.	Description	Qty. Req.	Ref. No.	Part No.	Description	Qty. Req.
1	167528	Spacer Strip	6	34	653010	HN 3/8	4
2	167609	1-1/2 Pillow Block Bearing	6	35	654004	FW 5/16	10
3	167486	Auger Drive Shaft	3	36	654024	LW 5/16	10
5	167610	90° Long Elbow 7/8 x 3/4	1	37	167489	Tightener	2
6	056230	Square Key 3/8 x 3/8 x 2	3	38	654030	LW 1/2	12
7	068034	HLN 1/2	4	39	653018	HN 1/2	12
8	167041	Hydraulic Motor, 14.9 CID	1	41	132243	1/2 ID Hyd. Hose w/Ends x 36	2
9	067769	Tee, Male 3/4 x 1/2NPT	1	42	076031	90° Elbow 7/8 x 3/4	1
10	580069	Connector 3/8 x 1/8	6	44	650513	Woodruff Key 1/4 x 1	1
11	167002	Female Connector 1/8 x 3/16 OD	6	45	167566	Sprocket, DS60A13 x 1-1/2 Bore	2
12	654006	FW 3/8	12	46	650216	•SHSS 3/8 x 3/8	2
13	570010	Grease Fitting 1/8NPT x 65"	6	47	654009	FW 1/2	6
14	654026	LW 3/8	4	48	167567	Roller Chain #60 x 59 Links	2
17	167529	Auger Discharge (30")	3	49	500161	•Offset Link	3
20	167400	Connecting Pin	2	50	500160	•Connector Link	3
22	655030	CP 1/4 x 2	2	51	167568	Roller Chain #60 x 41 Links	1
23	167487	Hinge Pin R.H.	1	49	500161	•Offset Link	3
24	167488	Hinge Pin L.H.	1	50	500160	•Connector Link	3
25	167530	Spout Weldment	1	52	167303	Sprocket 60B17 x 1 Bore	1
28	167524	Magnet Assembly	2	53	650201	SHSS 5/16 x 5/16	2
29	650502	CS 1/2 x 2-1/4	12	54	167538	Auger Discharge 48 x 30	1
30	650569	CS 1/2 x 1-3/4	4	55	167633	Sprocket 60B13 x 1-1/2 Bore	1
31	650704	CB 3/8 x 1	4	46	650216	SHSS 3/8 x 3/8	4
32	650949	THMS Slotted 5/16 x 3/4	10	56	065042	Full Circle Clamp 1-1/4	1
33	653007	HN 5/16	10	57	167621	Check Valve 1/2 NPT, 5 lb.	1

5450/5510/5575/5750 - BELT DISCHARGE (TRAILER AND TRUCK)

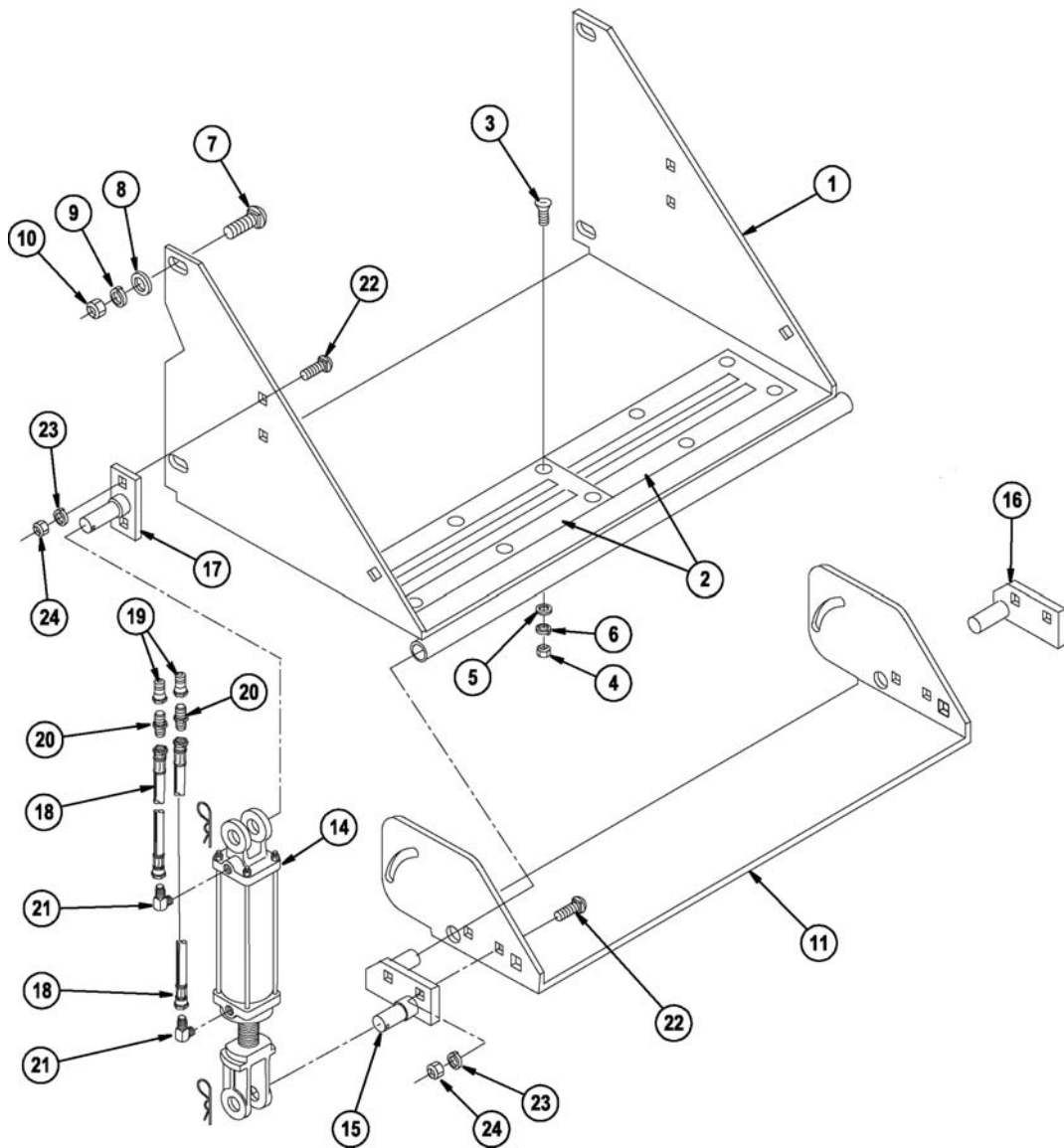
Ref. No.	Part No.	Description	Qty. Req.	Ref. No.	Part No.	Description	Qty. Req.
1	167345	Discharge Frame 36" x 48"	1	32	500161	•Offset Link	1
	167340	Discharge Frame 36" x 60"	1	33	500160	•Connector Link	1
2	650214	••SHSS 3/8 x 1/2	4	34	167014	Discharge Drive Cover	1
3	167213	Drive Guide Pulley 36"	1	35	167400	1" Connecting Pin	2
4	167214	Idler Guide Pulley 36"	1	36	655030	CP 1/4 x 2	2
5	167623	2 Hole Flange Bearing 1-1/4" Bore	4	37		Belt w/Splice	
6	570019	•Grease Fitting 1/4 x 17/32	1		167195	36" x 96" Lg. (48" Lg. Discharge)	1
7	650342	•SHSS CP 5/16x1/2 F	2		167212	36" x 120" Lg. (60" Lg. Discharge)	1
8	167036	Bearing End Washer	2	38	650488	CS 3/8 x 3/4	2
9	167037	Slide Strip	2	22	654004	FW 5/16	2
10	167039	Take Up Slide	2	40	650453	CS 1/2 x 1-1/2	2
11		Side Strip		41	654009	FW 1/2	2
	167318	48" Lg. Discharge	2	42	654030	LW 1/2	2
	167321	60" Lg. Discharge	2	43	653018	HN 1/2	2
12		Side Flap		44	167250	Check Valve 3/4 O-Ring Boss	1
	167319	48" Lg. Discharge	2	45	167337	Discharge Support Wing	2
	167322	60" Lg. Discharge	2	46	650834	CB 1/2 x 1-1/2	2
13		Backing Strip		47	650495	CS 1/2 x 1-1/4	2
	167320	48" Discharge	2	41	654009	FW 1/2	4
	167323	60" Discharge	2	42	654030	LW 1/2	4
14	167639	Hopper Rear Flap	1	43	653018	HN 1/2	4
15	167408	Rear Flap Backer	1	51	054042	Washer 17/32 ID	2
16	166933	HTB 5/8 x 5-1/2	2	52	167650	•Magnet Pan 36	1
17	166972	Square Nut 5/8	2	53	167338	•Magnet Assembly 34-3/8	1
18	650786	CB 3/8 x 1-1/4	AR	54	650949	•THMS Slotted 5/16 x 3/4	10
19	067847	HLN 3/8	AR	55	653007	•HN 5/16	10
20	650573	CB 5/16 x 1	7	56	654024	•LW 5/16	10
21	064260	HLN 5/16	7	22	654004	•FW 5/16	10
22	654004	FW 5/16	7	58	167283	•Pan Bracket RH	1
23	650687	CB 5/16 x 3/4	8	59	167282	•Pan Bracket LH	1
24	070648	HN FI S-Lock 5/16	8	60	650490	•CS 3/8 x 1	4
25	167173	Hydraulic Motor	1	61	653010	•HN 3/8	4
26	167000	Sprocket, 60B17 1-1/4" Bore	1	62	654006	•FW 3/8	4
27	650201	•SHSS 5/16 x 5/16	2	63	654026	•LW 3/8	4
28	167303	Sprocket, 60B17 1" Bore	1	64	076031	90° Elbow 7/8-14-3/4-16 FL	2
27	650201	•SHSS 5/16 x 5/16	2	65	167033	1/2 Hyd. Hose w/Ends x 156	2
30	B11156	Square Key 5/16 x 1-1/4	1	66	167032	O-Ring Hex. Nipple	1
31	141335	Roller Chain #60 x 39 Links	1	67	154615	Male Tip 3/4-16 O-Ring Boss	2

5450/5510/5575/5750 - GRAVITY DISCHARGE



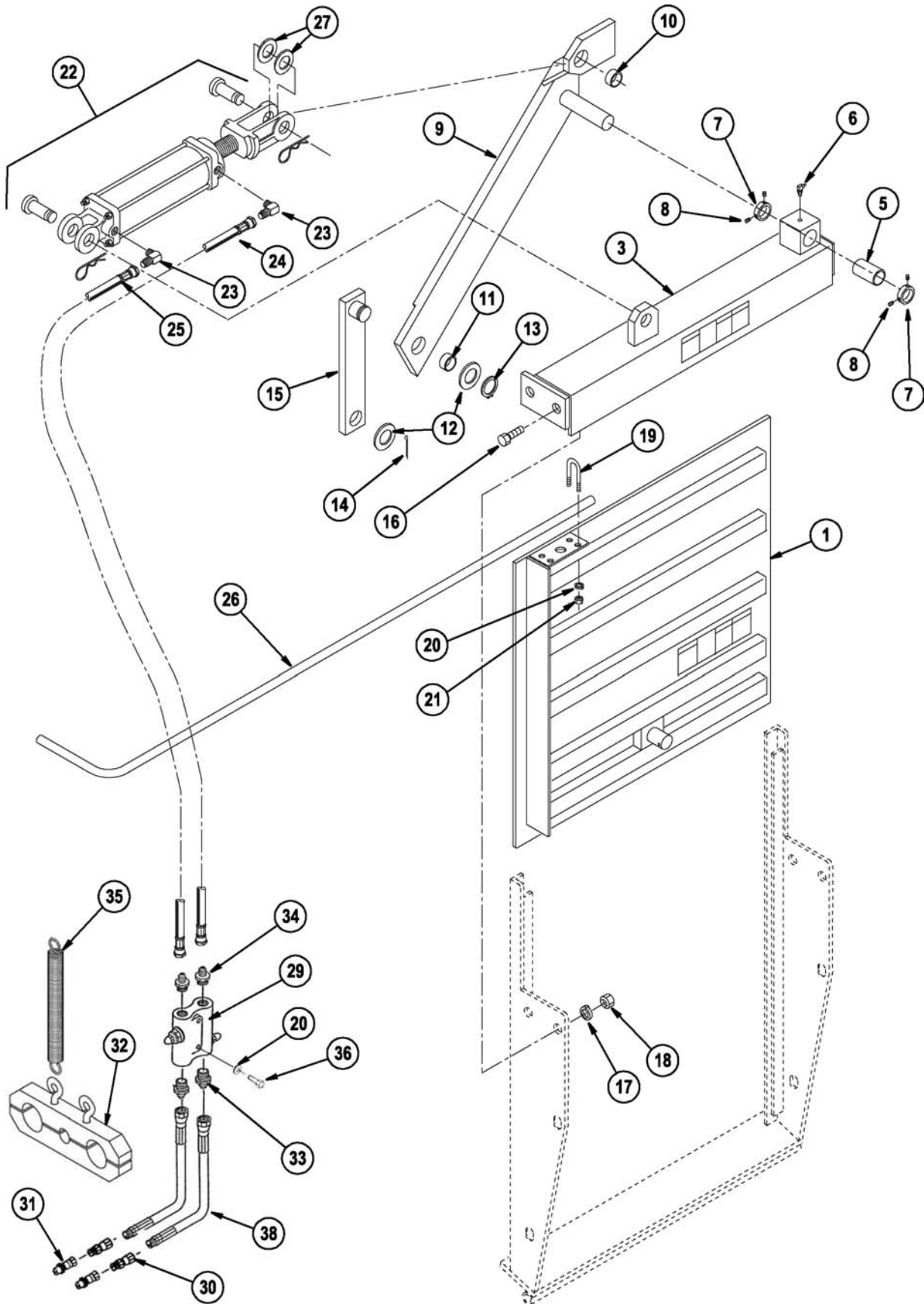
Ref. No.	Part No.	Description	Qty. Req.	Ref. No.	Part No.	Description	Qty. Req.
1	167656	Gravity Discharge 36" (Repair only) . . .	1	10	655030	•CP 1/4 x 2	2
4	167279	Long Strap	2	11	650949	•THMS Slotted 5/16 x 3/4	10
5	650495	•CS 1/2 x 1-1/4	4	12	653007	•HN 5/16	10
6	653018	•HN 1/2	4	13	654024	•LW 5/16	10
7	654030	•LW 1/2	4	14	654004	•FW 5/16	10
8	654009	•FW 1/2	4	15	167338	•Magnet Assy 34-3/8	1
9	167400	•Connecting Pin 1	2				

5950 - GRAVITY DISCHARGE & SPOUT ASSEMBLY



Ref. No.	Part No.	Description	Qty. Req.	Ref. No.	Part No.	Description	Qty. Req.
1	167542	•48" Gravity Pan	1	14	167172	•Hydraulic Cylinder, 2" Bore, 8" Stroke (Includes Retaining Pins)	1
2	167524	•Magnet Assembly	2	15	167501	•Hinge Pin, R.H.	1
3	650949	•THMS Slotted 5/16 x 3/4	10	16	167502	•Hinge Pin, L.H.	1
4	653007	•HN 5/16	10	17	167500	•Cylinder Pivot	1
5	654004	•FW 5/16	10	18	167558	•1/4" Hydraulic Hose x 148" (w/ends)	2
6	654024	•LW 5/16	10	19	154615	•Male Tip, 3/4-16 O-Ring Boss	2
7	650834	•CB 1/2 x 1-1/2	4	20	L277484	•Adapter, 9/16-18 FL - 3/4-16 OR	2
8	654009	•FW 1/2	4	21	057650	90° Elbow, 3/8 NPT - 9/16 FL	2
9	654030	•LW 1/2	4	22	650704	CB 3/8 x 1	6
10	653018	•HN 1/2	4	23	654026	LW 3/8	6
11	167491	•Gravity Spout	1	24	653010	HN 3/8	6

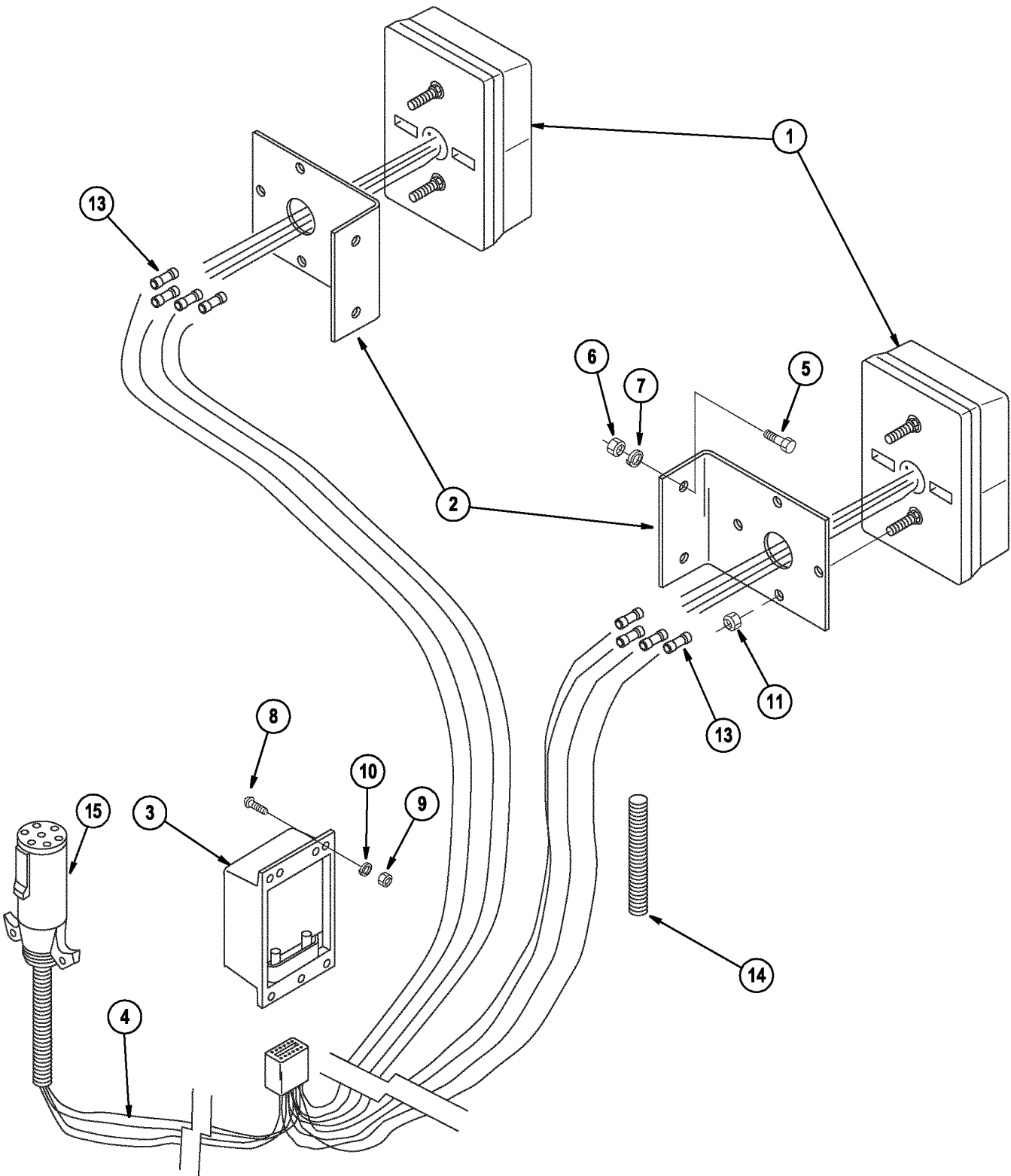
5450/5510/5575/5750/5950 - DISCHARGE DOORS



5450/5510/5575/5750/5950 - DISCHARGE DOORS

Ref. No.	Part No.	Description	Qty. Req.	Ref. No.	Part No.	Description	Qty. Req.
1	167520	Discharge Door, 36 x 36	1	21	653005	HN 1/4	4
	167521	Discharge Door, 48 x 40 (5950)	1	22	167332	Hyd. Cyl., 2-1/2" Bore, 8" Stroke (Incl. 2 Clevis Pins & 2 Retaining Pins)	1
3	167508	Cylinder Mount Assembly	1		167597	Hyd. Cyl., 3-1/2" Bore, 8" Stroke (5950) (Incl. 2 Clevis Pins & 2 Retaining Pins)	1
	167512	Cylinder Mount Assembly (5950)	1				
5	167064	Bearing, Bronze	1				
6	570005	Grease Fitting, 1/8-27NPT, 90°	1	23	057650	Elbow, 90° 3/8NPT 9/16" Flare	2
7	060188	Set Collar	2	24	166991	Hose Assy. 1/4 x 30	1
8	650201	SHSS CP 5/16 x 5/16	2		167123	Hose Assy. 1/4 x 82 (5950)	1
9	167509	Cylinder Link	1	25	167096	Hose Assy. 1/4 x 42	1
	167514	Cylinder Link (5950)	1		167059	Hose Assy. 1/4 x 60 (5950)	1
10	167555	•Bearing, Sleeve 1 x 1-3/16 x 1	1	26	167537	Indicator	1
11	167584	•Bearing, Sleeve 1-1/4 x 1-1/2 x 3/4	1	27	066487	Machinery Bushing, 18 Gauge 1" I.D x 2" O.D.	2
12	167553	Machinery Bushing, 14 Gauge 1-1/4 I.D x 1-7/8 O.D.	2	29	167226	Single Relief Valve	1
13	540020	Retaining Ring, External, 1-1/4"	1	30	167391	Swivel Adapter, 12NPT - SAE #8	2
14	655030	CP 1/4 x 2	1	31	154615	Male Tip, 3/4-16 O-Ring Boss	2
15	167510	Door Link	1	32	166998	Dual Tube Clamp w/Eyebolts	2
	167513	Door Link (5950)	1	33	074281	Male Connector, 3/4 NPT 3/4-16	2
16	650532	CS 5/8 x 1-1/2	4	34	167280	Male Connector, 3/4 NPT 9/16-18	2
17	654032	LW 5/8	4	35	167301	Extension Spring	1
18	653021	HN 5/8	4	36	650419	CS 1/4 x 1-3/4	2
19	166993	U-Bolt 1/4 x 1-3/4	2	38	167233	1/2" Hydraulic Hose w/Ends x 198"	2
20	654022	LW 1/4	6				

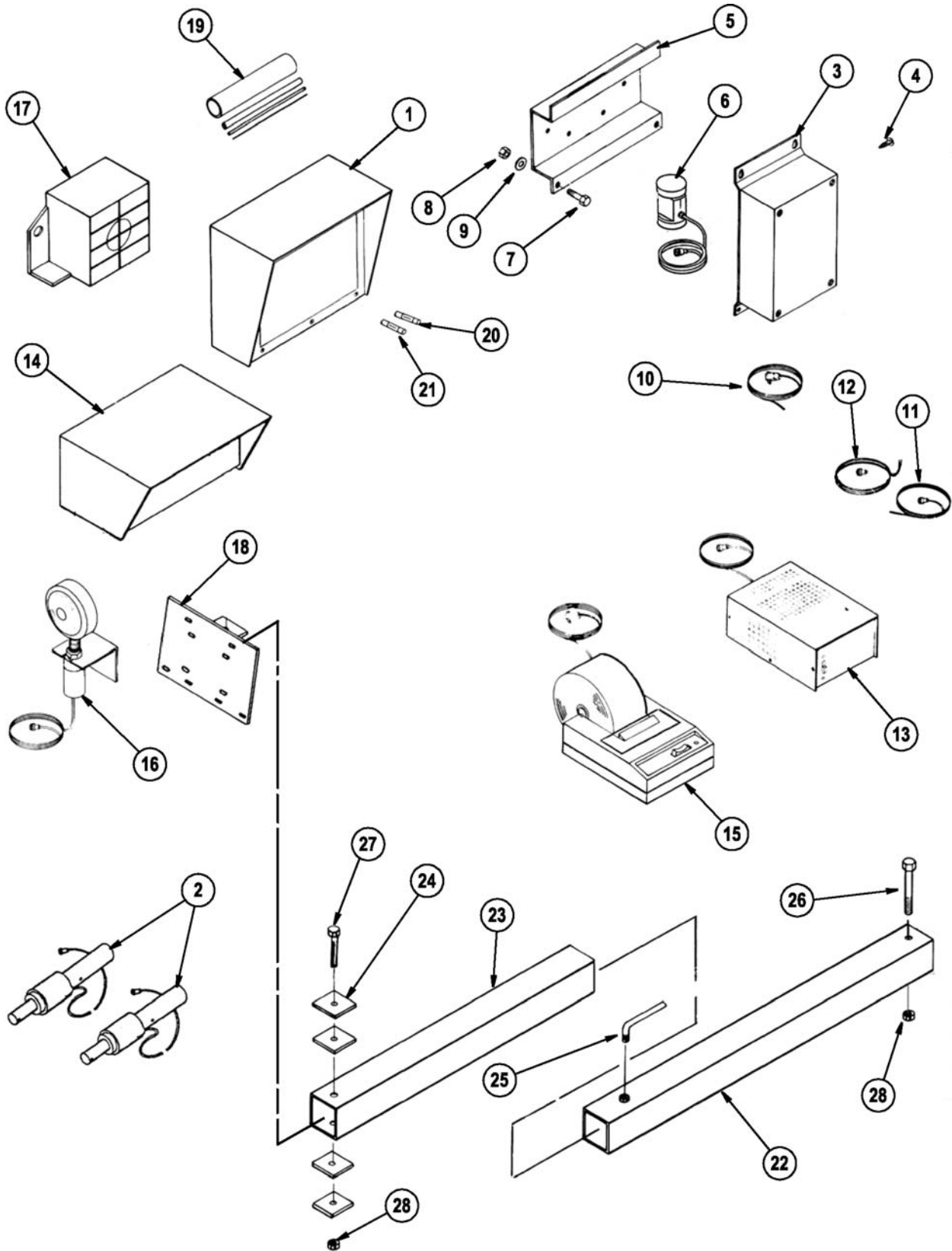
5450/5510/5575/5750/5950 - LIGHTS



5450/5510/5575/5750/5950 - LIGHTS

Ref. No.	Part No.	Description	Qty. Req.	Ref. No.	Part No.	Description	Qty. Req.
1	157123	•Combination Tail Lamp	2	8	651056	•Screw, Mach, Slotted, #8-32 x 3/4 . . .	4
2	167518	•Lamp Bracket	2	9	653002	•HN #8-32	4
3	156836	•Lamp Interface Module	1	10	167591	•LW #8	8
4	167519	•Wiring Harness (Includes 7 Pin Connector and 12 Pin Connector)	1	11	651456	•HN M5	4
5	650835	•CS 1/4 x 1	4	13	119926	•Connector Kit/Mp/280/6	10
6	653005	•HN 1/4	4	14	167637	Split Wire Loom, 3/8 I.D.	25'
7	654022	•LW 1/4	4	15	112917	Plug/ 7-Pin W/Cable.	1

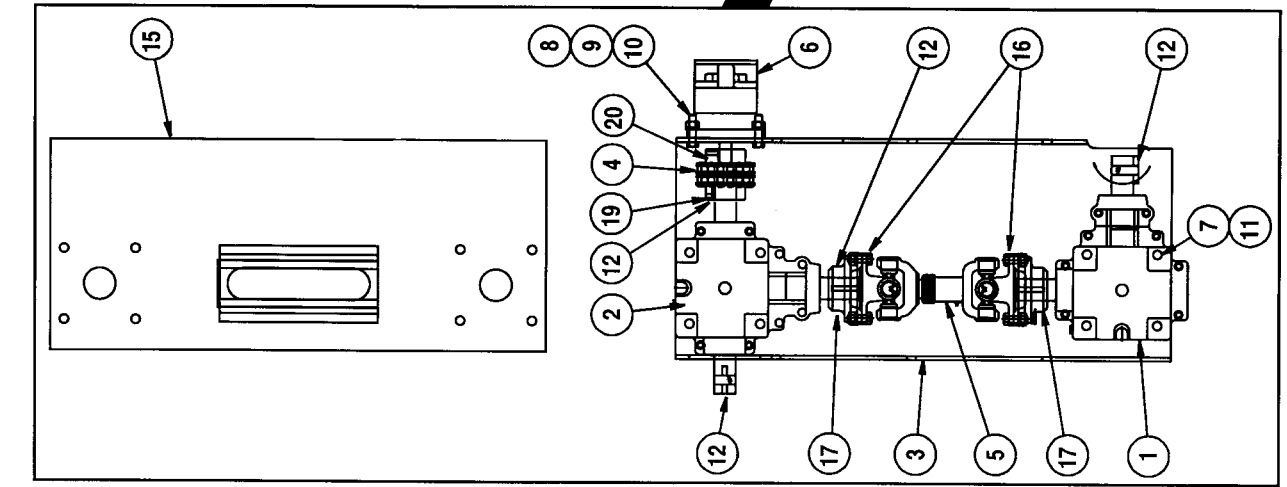
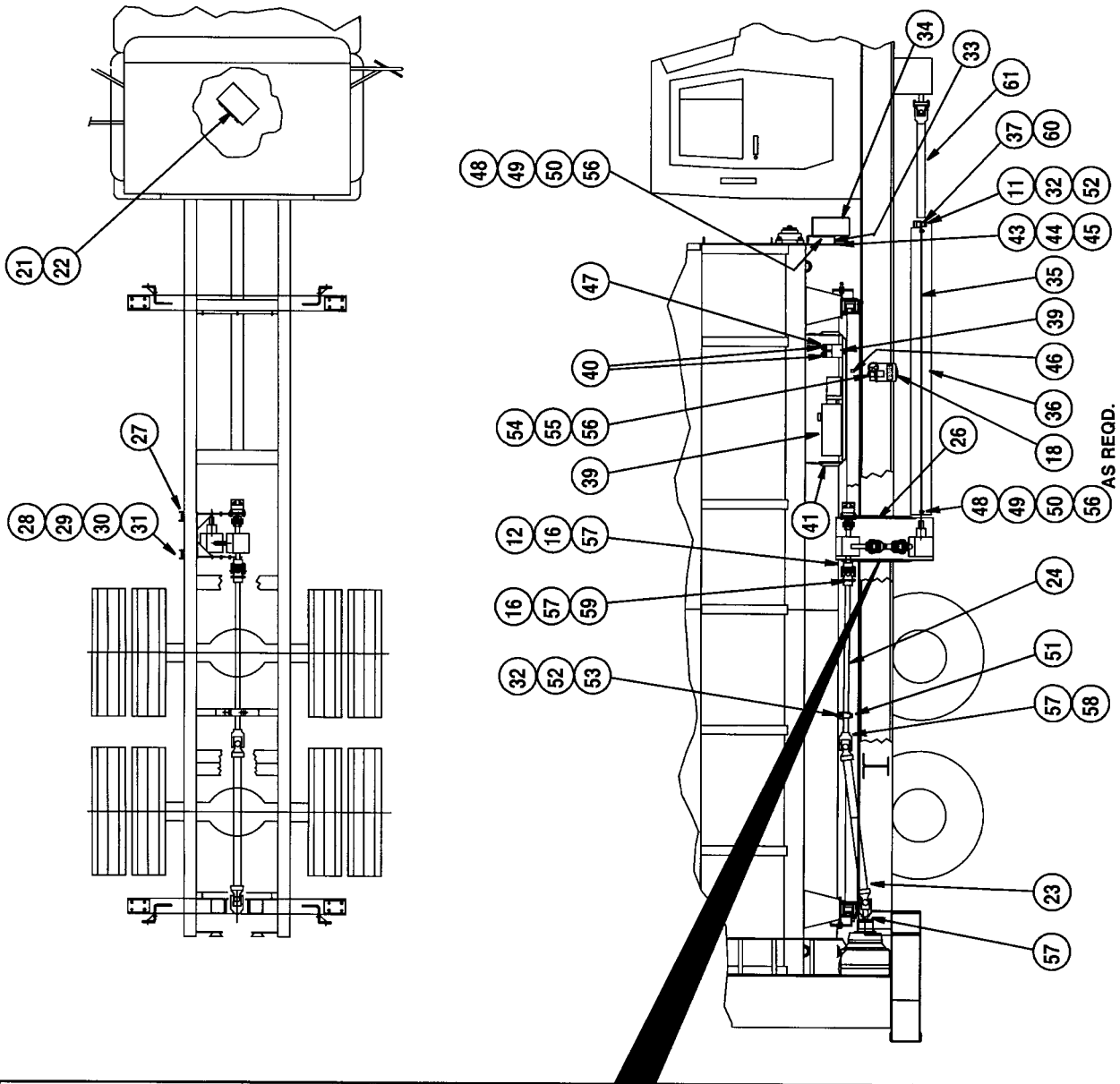
5450/5510/5575/5750/5950 - SCALES



5450/5510/5575/5750/5950 - SCALES

Ref. No.	Part No.	Description	Qty. Req.	Ref. No.	Part No.	Description	Qty. Req.
1		EZ [®] 2000 Indicator		11	167201	•EZ [®] Tractor Power Cable	1
	167464	Standard	1	12	600798	•Tractor Power Cable Plug	1
	167465	w/REM/SER/TR	1	13	099951	AC/DC Power Converter, 4 amp	1
		EZ [®] 2000 V Indicator		14		EZ [®] R Remote Displays	
	167466	Standard	1		167472	RD-2000 (1" display)	1
	167467	w/REM/SER/TR	1		167473	RD-2000 w/TR (1" display)	1
		EZ [®] 3200 Indicator			167660	RD-2000 (1.7" display)	1
	167468	Standard	1		167474	RD-2000 w/TR (1.7" display)	1
	167469	w/RC/REM/SER/TR	1	15	167200	EZ [®] Printer w/25' Cable	1
		EZ [®] 3200 V Indicator		16	093067	EZ [®] Alarm (Light w/10' Cable)	1
	167470	Standard	1	17	093068	EZ [®] Alarm (Horn w/10' Cable)	1
	167471	w/RC/REM/SER/TR	1	18	167270	Indicator Plate Assy	1
2	099238	•EZ [®] Weigh Bar, 2-1/8" Dia. w/21' Cable	4	19	081710	Scale Cord Kit	AR
3	167202	EZ [®] J-Box w/30' Cable (Stationary)	1	20	167645	5 Amp Fuse	1
	092679	EZ [®] J-Box w/15' Cable (Mobile)	1	21	167646	10 Amp Fuse	1
4	651601	Screw, Self Drilling #10 x 1/2	4			Indicator Extension Arm	
5	167203	EZ [®] Indicator Mount	1	22	167415	•Indicator Bar Assy	1
6	167635	EZ [®] 30 Load Cell w/30' Cable	4	23	167268	•Indicator Bar Ext	1
7	650835	CS 1/4 x 1	2	24	167267	•Indicator Bar Cushion	4
8	653005	HN 1/4	2	25	167038	•L-Handle Setscrew, 3/8" Dia	1
9	654022	LW 1/4	2	26	650653	•CS 1/2 x 4-1/2	1
10		EZ [®] Power Cable		27	650744	•CS 1/2 x 4	1
	167197	12' w/Y plug	1	28	068034	•HLN 1/2	2
	110218	10' w/4 wires	1				
	167199	EZ[®] Power Cable 22' w/Quick Disconnect	1				

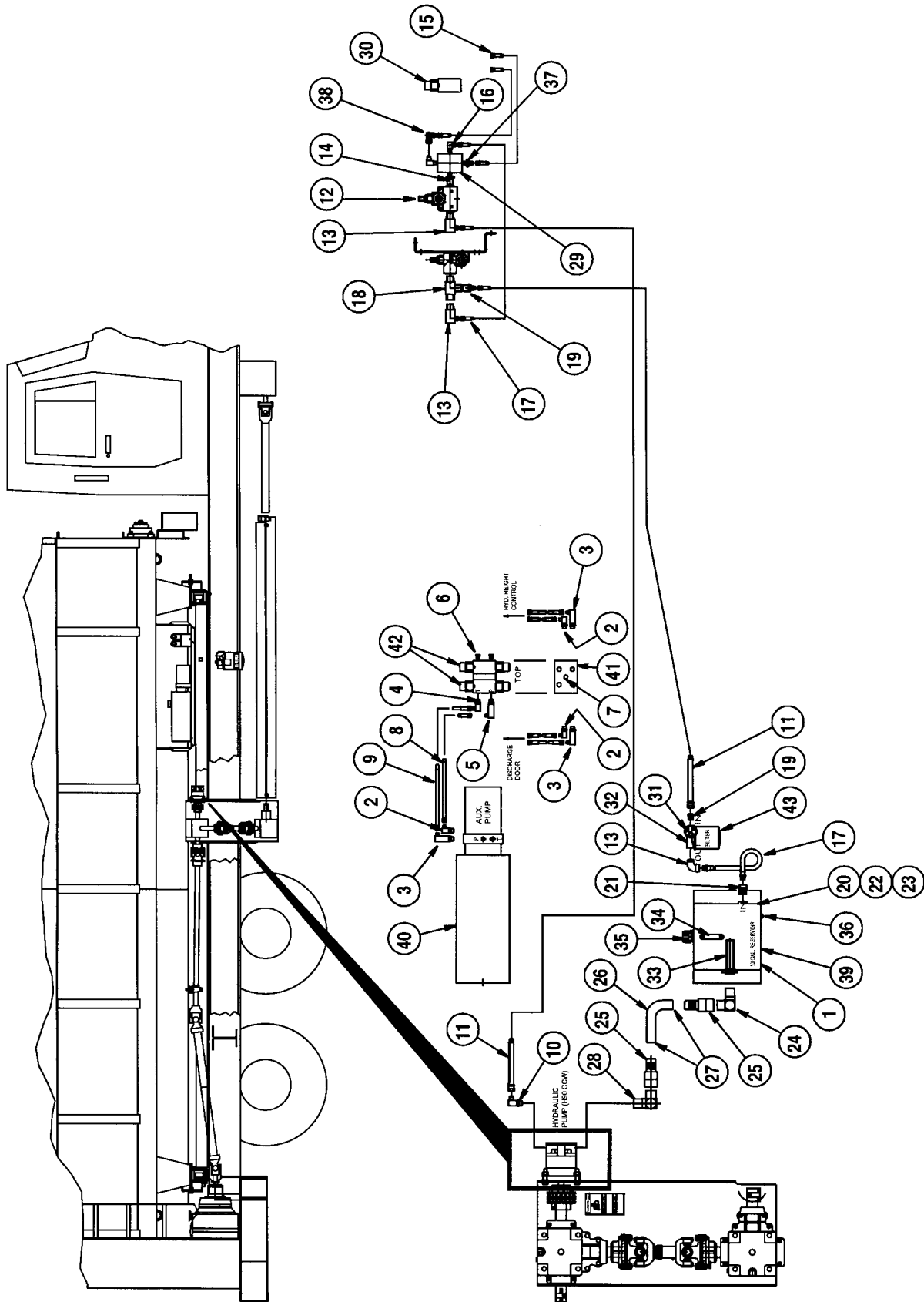
5750/5950 - TRUCK MOUNTED MECHANICAL DRIVE KIT



5750/5950 - TRUCK MOUNTED MECHANICAL DRIVE KIT

Ref. No.	Part No.	Description	Qty. Req.	Ref. No.	Part No.	Description	Qty. Req.
	Mechanical Drive, 12 Volt Auger Discharge			30	654034	LW 3/4	4
1	167629	Gearbox, Right Angle S500-2	1	31	653026	HN 3/4	4
2	167628	Gearbox, Right Angle S500-3	1	32	653018	HN 1/2	14
3	167525	LH Back Frame	1	33	167531	Valve Cover	1
4	080-20048	Coupling, Chain #50 x 16	1	34	167532	Valve Mount	1
5	167599	Driveline, 1410 Series	1	35	167533	Drive Shield, 16 Gauge	1
6	167625	Hydraulic Pump, H 90-2.2 in CW	1	36	167534	Drive Shield, Exp. Metal	1
7	650453	CS 1/2 x 1-1/2	28	37	167535	Guard and Bearing Mount	1
8	651609	CS 7/16 x 1-1/2	2	38	167612	Power Unit, 12V D.C. Basic	1
9	654028	LW 7/16	2	39	167611	Manifold, Hydraulic	1
10	651613	HN 7/16	2	40	167626	Valve, Solenoid, 12V DC DO3	2
11	654030	LW 1/2	30	41	167543	Reservoir Mount	1
12	076095	Key, 5/16 Sq. x 1-3/4 Long	5	43	650487	CS 5/16 x 1	16
15	167659	Cover Plate w/Slot Weldment	1	44	653007	HN 5/16	16
16	167634	Companion Flange Bolt Bag 1410	4	45	654024	LW 5/16	18
17	167527	1410 Companion Flange 1-3/8 W/5/16 Key	2	46	167505	Spacer, 1 x 1 x 3	1
18	167602	Hydraulic Filter, Spin On	1	47	167608	Cord Connector, 1/2 NPT (Plastic)	2
19	167657	Coupling Half, 1-3/8 B x 5/16 KY	1	48	167593	HTB 1/4 x 1-1/2	AR
20	167578	Coupling Half, 3/4 B x 3/16 KY	1	49	070634	FLN 1/4	AR
21	167480	Switch Package - UD - 5	1	50	654002	FW 1/4	AR
22	167177	Switch Package - UD - 4	1	51	167624	1-1/2 Pillow Block Bearing	1
23	Driveline (5950)			52	650774	CB 1/2 x 2	2
	167600	Series 2500 Shaft w/Clutch	1	53	654009	FW 1/2	2
23	Driveline (5750)			54	167478	Hydraulic Filter Mounting Bracket	1
	167594	1-1/2RB x 1-1/2RB W/Shearclutch	1	55	650835	CS 1/4 x 1	2
24	167479	Driveline, 1-1/2 Shaft x 80	1	56	654022	LW 1/4	14
25	167598	Driveline, U-Joint	1	57	650216	SHSS 3/8 x 3/8	4
26	167499	RRSD Mount	1	58	076680	Key, 3/8 Sq. x 1-1/2	1
27	167494	RRSD Channel	2	59	167552	Key, 3/8 Sq. x 1-7/8	1
28	651594	CS 3/4 x 5	4	60	167619	Bearing, Pillow Block 1-7/16 Bore	1
29	654014	FW 3/4	4	61	167536	Driveline, 1410 Series Assembly	1

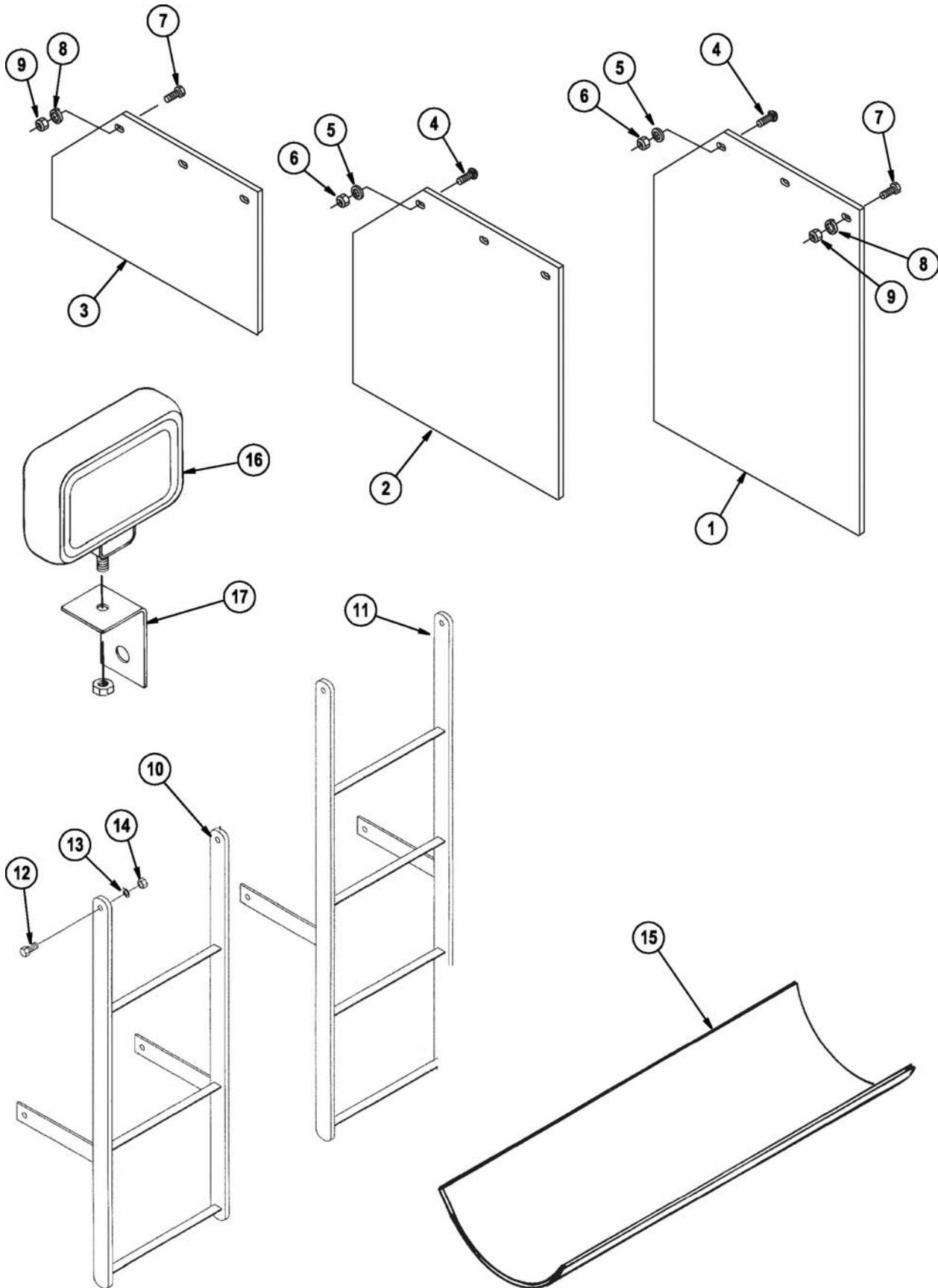
5750/5950 - TRUCK MOUNTED MECHANICAL DRIVE HYDRAULICS



5750/5950 - TRUCK MOUNTED MECHANICAL DRIVE HYDRAULICS

Ref. No.	Part No.	Description	Qty. Req.	Ref. No.	Part No.	Description	Qty. Req.
		Mechanical Drive Hydraulics, 12V Auger Discharge		21	167616	Nipple, Hex 3/4 x 1-1/4	1
1	167523	Hydraulic Reservoir, 10 Gal.	1	22	167582	Plug, Hex 1-1/4 NPT	1
2	057650	90° Elbow, 3/8 NPT x 9/16 FL	3	23	660007	Plug, Hex 2 NPT	1
3	167613	90° Elbow, Long 3/8 NPT x 9/16 FL	3	24	660072	Elbow, Street 1-1/4 NPT	1
4	054997	90° Elbow, 1/2 NPT x 9/16" FL	1	25	167622	1-1/4 NPT Hose Nipple	2
5	167614	90° Elbow, Long 1/2 NPT x 9/16 FL	1	26	167506	Hyd. Hose 1-1/4 Suction x 60	1
6	230-20289	Plug, 1/2" NPT	2	27	167636	Hose Clamp, 13/16 - 1-1/2 S.S.	4
7	230-11977	Plug, 1/4" NPT	1	28	167617	90° Elbow, 1-1/4 NPTF x 1-5/8 ORB	1
8	166991	Hose Assy 1/4 x 30	1	29	167618	Valve, Subplate	1
9	167556	Hose Assy 1/4 x 18	1	30	167627	Valve, Solenoid	1
10	L445006	90° Elbow 1-1/16-12 ORB x 3/4 FL	1	31	167603	Hydraulic Filter Gauge (25 PSI)	1
11	167580	Hose Assy 5/8 x 96	2	32	167604	Hydraulic Filter Head, 1" NPT Spin On	1
12	167226	Single Relief Valve	1	33	167605	Suction Stainer	1
13	054982	90° Elbow, 3/4 NPT x 3/4 FL	3	34	167606	Tank Thermometer/Level Gauge	1
14	167615	Nipple, Hex 3/4 NPT x 3/8 NPT	1	35	167607	Filler Breather Filter	1
15	167028	Hose Assy 1/2 x 84	2	36	167658	Magnetic Drain Plug	1
16	230-20110	90° Elbow 3/8 NPT x 3/4 Flare	2	37	167620	Adapter, 3/8 NPT x 3/4-16 FL	1
17	167581	5/8" Hyd. Hose x 32 w/3/4 FL Swivels	2	38	088442	90° Elbow, 3/4-16 FL w/Fem. Swivel	1
18	082898	Tee, Street 3/4 NPT	1	40	167612	Power Unit, 12V DC, Basic	1
19	074281	Adapter, 3/4 NPT x 3/4-16 FL	2	41	167611	Manifold, Hyd.	1
20	230-10491	Plug, 3/4 NPT	1	42	167626	Valve, Solenoid, 12V DC DO3	2

5750/5950 - MUD FLAPS, LINERS & FLOOD LAMP



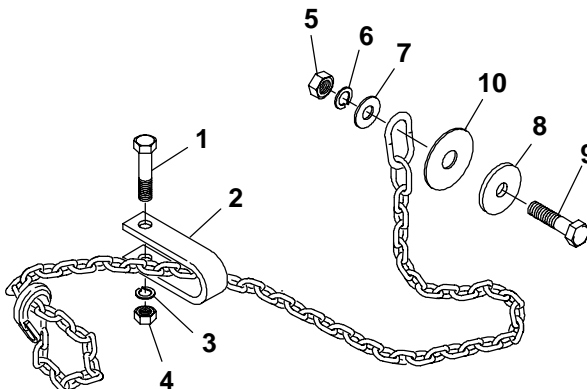
5750/5950 - MUD FLAPS, LINERS & FLOOD LAMP

Ref. No.	Part No.	Description	Qty. Req.	Ref. No.	Part No.	Description	Qty. Req.
1	167504	Rear Mud Flap (5750/5950)	2	11	167277	Ladder Assembly (5950)	1
2	167503	Front Mud Flap (5950)	2	12	650495	•CS 1/2 x 1-1/4	AR
3	167516	Front Mud Flap (5750)	2	13	654030	•LW 1/2	AR
4	650786	CB 3/8 x 1-1/4 (5950)	12	14	653018	•HN 1/2	AR
5	654006	FW 3/8 (5950)	12				
6	067847	NILN 3/8 (5950)	12				
7	650490	CS 3/8 x 1 (5750)	12	15	167026	Bottom Liner (5750/5950) (Field Installed)	4
8	654026	LW 3/8 (5750)	12				
9	653010	HN 3/8 (5750)	12	16	167228	•Flood Lamp	1
10	167517	Ladder Assembly (5750)	1	17	167003	•Flood Lamp Mount	1

5450/5510/5575/5750/5950 - ACCESSORIES

Ref. No.	Part No.	Description	Qty. Req.
	142967	15 TON SAFETY TOW CHAIN	1
		CONSISTS OF:	
1	650695	CS 5/8X3-1/2	1
2	080894	CLEVIS	1
3	654032	LW 5/8	1
4	653021	HN 5/8	1
5	653026	HN 3/4	1
6	654034	LW 3/4	1
7	654014	FW 3/4	1
8	069076	FW 25/32	1
9	651073	CS 3/4X3-1/4 GR8	1
10	043912	FW 1-1/32	1

Safety Tow Chain - 15 Ton

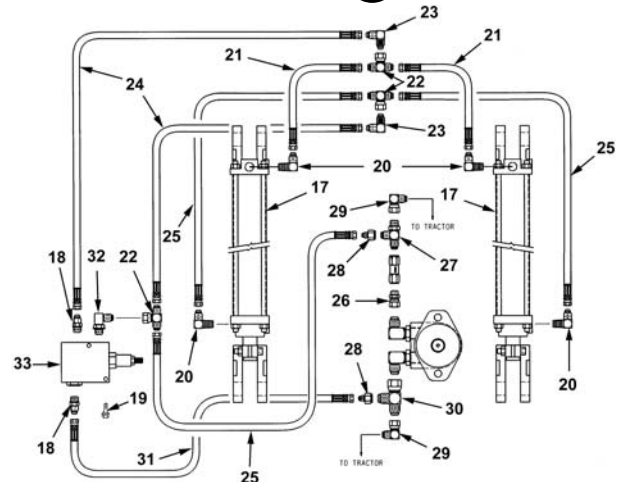
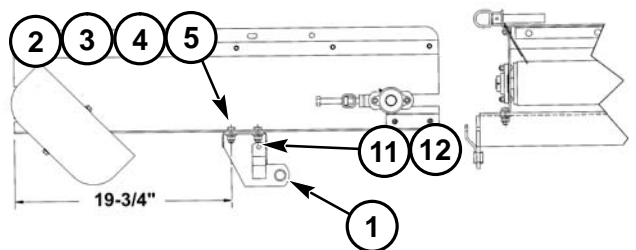
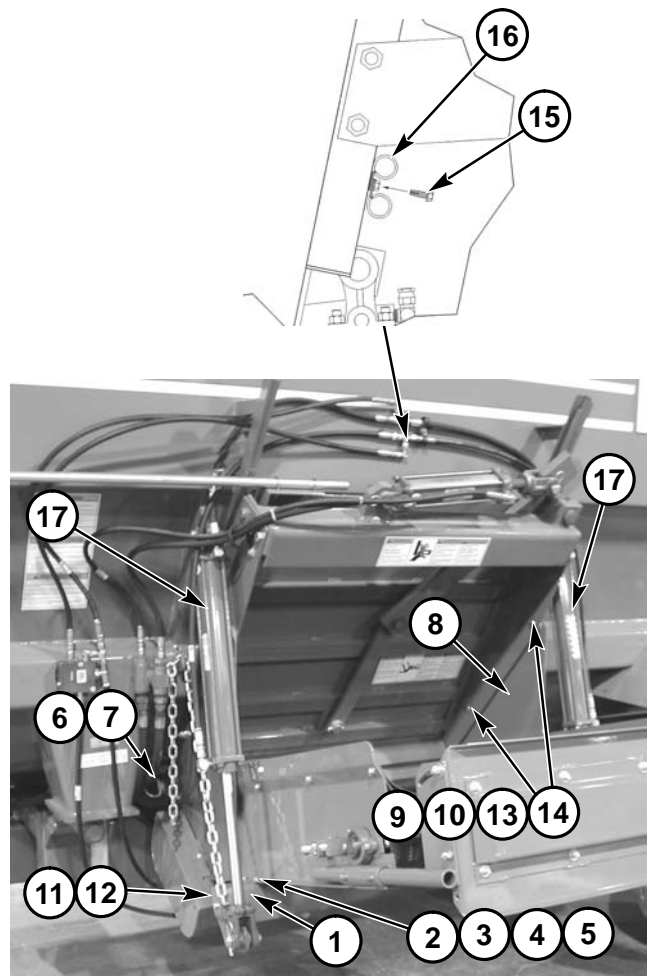


5450/5510/5575/5750 - HYDRAULIC HEIGHT CONTROL

Ref. No.	Part No.	Description	Qty. Req.
	808944	HYDRAULIC HEIGHT CONTROL	1
		CONSISTS OF:	
1	167329	HYDRAULIC LIFT BASE	1
2	650490	BOLT, HEX HEAD 3/8-16 X 1"	4
3	654006	WASHER, PLAIN 3/8"	4
4	654026	WASHER, LOCK 3/8"	6
5	653010	NUT, HEX 3/8-16	6
6	167400	PIN CONNECTING	2
7	655030	COTTER PIN	2
8	167330	SIDE EXTENSION	2
9	054042	SPACER	2
10	650834	BOLT, CARRIAGE 1/2-13 X 1-1/2"	2
11	167253	BOLT, HEX 3/8-16 X 2-1/4"	2
12	067847	NUT, NYLON LOCK 3/8-16	2
13	654009	WASHER PLAIN 1/2"	2
14	653018	NUT, HEX 1/2-13	2
15	651602	SELF TAPPING SCREW 1/4-20 X 3/4" . .	1
16	167235	CUSHIONED LOOP CLAMPS	2
17	167328	HYDRAULIC CYLINDER	2
18	167237	ADAPTER 9/16" O-RING W/9/16" FL. . .	2
19	650419	BOLT, HEX HEAD 1/4-20 X 1-3/4"	2
20	057650	ELBOW 90° 3/8 NPT MALE 9/16 FL. . .	4
21	166991	HYDRAULIC HOSE 1/4" W/ENDS 30" . .	2
22	095457	TEE 9/16" W/FEMALE SWIVEL	3
23	167260	ELBOW 90° 9/16" FLARE	2
24	167059	HYDRAULIC HOSE 1/4" W/ENDS 60" . .	2
25	167076	HYDRAULIC HOSE 1/4" W/ENDS 48" . .	3
26	167306	SWIVEL ADAPTER 3/4 FL. 3/4 O-RING . .	1
27	167307	TEE 3/4-16 W/ADJ. ORB	1
28	167236	ADAPTER 3/4-16, 9/16-18	2
29	088442	ELBOW 90° 3/4-16 W/FEM SWIVEL . . .	2
30	076143	TEE 3/4-16 W/FEMALE SWIVEL	1
31	167096	HYDRAULIC HOSE 1/4" W/ENDS 42" . .	1
32	068938	ELBOW 90° 9/16-18 W/ADJ. ORB	1
33	167401	PRESSURE REDUCING VALVE	1

THE FOLLOWING PARTS ARE INCLUDED BUT ARE NOT ILLUSTRATED

34	166934	BOLT, HEX 3/8-16 X 1-1/4"	2
35	058876	DISCHARGE SIDE SPACER	2
36	167247	STOP CHAIN 44"	2
37		6" NYLON TIE WRAP	6
38	654030	WASHER, LOCK 1/2"	2
39	071700	NUT, HEX CENTER LOCK 1/4-20	2



Index

A

Accessories, Safety chain, 56
Auger Discharge Assembly, 34–39
Auger discharge assembly, 34–39
Auger, stub shafts & bearings,
8–13

B

Belt discharge, 40–41

D

Decal Locations, 2–7
Decals
Application, 2
Set numbers, 2
Discharge doors, 44–45
Doors, 20–21

F

Flood lamp, 54–55

G

Gravity discharge assembly, 42–43

L

Lights, 46–47
Liners, 54–55

M

Mud Flaps, 54–55

P

Paint Notice, 2
Pto shafts, 30–33

R

Rear drive, 14–19

S

Scales, 48–49
Subframe, 20–23

T

Tandem Trailer Frame, 28–29
Tires, 24–29
Trailer Frame, 24–27
Truck mounted
Mechanical drive hydraulics,
52–53
Mechanical drive kit, 50–51

W

Weighbars, 20–21
Wheels, 24–29

5450/5510/5575/5750/5950 - NUMERICAL INDEX

Part No.	Page No.	Ref. No.	Part No.	Page No.	Ref. No.	Part No.	Page No.	Ref. No.	Part No.	Page No.	Ref. No.
B11156	35	33	069485	37	29	086923	33	10	141268	29	61
B11156	37	33	070634	51	49	086943	31	36	141335	41	31
B11156	41	30	070648	41	24	086943	33	36	141827	29	49
S16174	15	12	071700	57	39	088442	35	72	142967	25	65
S16174	17	12	071709	25	40	088442	37	70	142967	27	51
S16174	19	20	071709	27	39	088442	53	38	142967	29	05
S16174	35	40	071709	29	83	088442	57	29	142967	56	00
S16174	37	40	071710	29	37	089099	35	71	143007	02	11
L277484	43	20	072228	21	44	089099	37	69	145216	02	12
L445006	53	10	072228	23	44	091438	02	01	145217	02	13
043912	56	10	074281	45	33	091444	02	02	145218	02	19
054042	35	08	074281	53	19	092679	49	03	145234	02	14
054042	37	07	076031	35	70	093067	49	16	154615	35	02
054042	41	51	076031	37	68	093068	49	17	154615	37	02
054042	57	09	076031	39	42	093367	02	03	154615	41	67
054982	53	13	076031	41	64	093373	02	04	154615	43	19
054997	53	04	076095	51	12	093457	02	05	154615	45	31
056230	39	06	076143	35	73	093465	02	06	156836	47	03
057650	43	21	076143	37	71	093466	02	06	157123	47	01
057650	45	23	076143	57	30	093489	02	07	163941	02	15
057650	53	02	076680	51	58	093653	02	08	163962	02	16
057650	57	20	078943	25	17	095457	57	22	163969	02	17
058876	57	35	078947	25	25	099226	27	24	166933	41	16
060188	37	78	079209	21	37	099238	21	00	166934	35	19
060188	45	07	079209	23	38	099238	49	02	166934	37	19
064260	31	23	080894	56	02	099951	49	13	166934	57	34
064260	33	23	081710	49	19	110218	49	10	166968	15	30
064260	41	21	082898	53	18	111359	27	19	166968	17	30
065042	39	56	086910	31	31	112191	29	48	166968	19	30
066487	45	27	086910	31	31	112638	27	28	166972	41	17
066717	29	29	086910	33	31	112917	47	15	166977	29	40
066914	35	48	086910	33	31	119926	47	13	166978	29	64
066914	37	48	086916	31	13	120399	02	09	166980	15	19
067769	39	09	086916	33	13	120403	25	19	166980	17	19
067847	35	20	086918	31	11	120403	27	20	166980	19	23
067847	37	20	086918	33	11	120403	29	42	166980	35	37
067847	41	19	086919	31	09	120433	25	18	166980	37	37
067847	55	06	086919	33	09	120433	29	41	166986	15	24
067847	57	12	086921	31	21	120434	25	24	166986	17	24
068034	39	07	086921	31	21	120434	29	47	166990	21	32
068034	49	28	086921	31	21	120617	25	23	166990	21	66
068938	35	54	086921	33	21	120617	29	46	166990	23	33
068938	37	54	086921	33	21	122617	02	10	166990	23	68
068938	57	32	086922	31	28	126530	19	37	166990	31	07
069076	56	08	086922	33	28	132243	39	41	166991	45	24
069485	35	29	086923	31	10	141268	25	41	166991	53	08
									166991	57	21

5450/5510/5575/5750/5950 - NUMERICAL INDEX

Part No.	Page No.	Ref. No.	Part No.	Page No.	Ref. No.	Part No.	Page No.	Ref. No.	Part No.	Page No.	Ref. No.
166993	45	19	167057	29	43	167097	37	57	167122	31	57
166998	35	01	167058	11	28	167098	19	26	167122	33	57
166998	37	01	167058	13	34	167099	35	44	167123	45	24
166998	45	32	167059	35	57	167099	37	44	167127	15	07
167000	35	31	167059	37	55	167101	31	12	167128	15	05
167000	37	31	167059	45	25	167101	33	12	167129	11	04
167000	41	26	167059	57	24	167102	31	14	167129	13	04
167002	15	29	167060	29	01	167102	31	25	167130	09	18
167002	17	29	167064	45	05	167102	31	25	167130	11	17
167002	19	29	167069	31	00	167102	33	14	167133	09	37
167002	35	21	167069	33	00	167103	31	15	167134	29	33
167002	37	21	167070	29	39	167103	33	15	167136	33	55
167002	39	11	167071	29	50	167104	31	26	167137	33	56
167003	55	17	167076	35	57	167104	33	26	167138	21	25
167004	17	07	167076	35	58	167105	31	29	167139	21	09
167011	17	16	167076	37	55	167105	31	46	167140	21	10
167011	19	15	167076	37	56	167105	33	29	167141	21	10
167014	41	34	167076	57	25	167105	33	46	167142	21	10
167016	17	32	167078	35	14	167106	31	17	167143	21	10
167016	19	32	167078	37	14	167106	33	17	167144	21	10
167016	33	02	167080	31	61	167107	31	33	167145	21	10
167021	25	26	167080	33	61	167107	33	33	167151	27	18
167025	31	04	167081	25	28	167108	31	19	167152	27	26
167025	33	03	167081	29	51	167108	33	19	167153	11	20
167026	55	15	167082	25	16	167109	31	20	167153	13	27
167028	53	15	167083	21	36	167109	33	20	167156	33	56
167032	41	66	167083	23	37	167110	31	34	167158	09	22
167033	41	65	167084	21	39	167110	33	34	167158	11	21
167036	41	08	167084	23	40	167113	31	42	167158	13	28
167037	41	09	167085	21	42	167113	33	42	167159	09	23
167038	49	25	167085	23	42	167114	31	43	167159	11	22
167039	41	10	167086	23	41	167114	33	43	167159	13	29
167041	35	15	167087	35	50	167115	31	44	167167	31	00
167041	37	15	167087	37	50	167115	33	44	167167	33	00
167041	39	08	167088	35	14	167116	31	47	167168	31	00
167049	31	55	167088	37	14	167116	33	47	167168	33	00
167049	33	55	167093	15	20	167117	31	48	167171	27	27
167051	33	06	167093	17	20	167117	33	48	167172	27	27
167052	35	06	167093	19	24	167118	31	49	167172	43	14
167053	37	05	167094	35	58	167118	33	49	167173	41	25
167054	37	05	167094	37	56	167119	31	51	167177	41	25
167055	27	10	167095	35	36	167119	33	51	167195	51	22
167055	29	01	167095	37	36	167120	31	30	167196	41	37
167056	25	10	167096	45	25	167120	33	30	167196	13	26
167057	25	20	167096	57	31	167121	31	39	167197	49	10
167057	27	21	167097	35	59	167121	33	39	167199	49	00
									167200	49	15
									167201	49	11
									167202	49	03

5450/5510/5575/5750/5950 - NUMERICAL INDEX

Part No.	Page No.	Ref. No.	Part No.	Page No.	Ref. No.	Part No.	Page No.	Ref. No.	Part No.	Page No.	Ref. No.
167203	49	05	167250	35	75	167303	41	28	167371	35	13
167210	19	09	167250	37	73	167304	15	01	167371	37	13
167212	41	37	167250	41	44	167306	35	74	167372	35	13
167213	41	03	167251	25	12	167306	37	72	167372	37	13
167214	41	04	167251	27	12	167306	57	26	167373	25	27
167215	21	15	167253	57	11	167307	35	76	167379	09	10
167215	23	17	167260	57	23	167307	37	74	167379	11	10
167217	17	26	167263	29	34	167307	57	27	167379	13	12
167218	15	23	167264	31	56	167309	29	32	167380	09	11
167218	17	31	167264	33	56	167310	23	64	167380	11	11
167218	19	16	167267	49	24	167311	29	35	167380	13	13
167219	17	09	167268	49	23	167312	21	63	167381	11	02
167219	19	18	167270	49	18	167312	23	61	167381	13	02
167220	17	10	167274	15	22	167314	31	09	167382	11	03
167220	19	19	167274	31	03	167314	33	09	167382	13	03
167221	17	17	167275	19	33	167318	41	11	167383	09	03
167222	17	15	167277	55	11	167319	41	12	167384	15	03
167225	33	00	167279	42	04	167320	41	13	167387	17	03
167226	45	29	167280	45	34	167321	41	11	167389	19	03
167226	53	12	167281	25	15	167322	41	12	167391	35	03
167228	55	16	167281	27	14	167323	41	13	167391	37	03
167229	35	38	167281	29	17	167325	29	26	167391	45	30
167229	37	38	167282	41	59	167328	57	17	167394	21	51
167233	35	04	167283	41	58	167329	57	01	167394	23	50
167233	37	04	167284	35	52	167330	57	08	167396	21	27
167233	45	38	167284	37	52	167331	29	65	167396	23	28
167235	57	16	167285	35	60	167332	45	22	167397	21	17
167236	35	77	167285	37	58	167333	09	34	167397	23	19
167236	37	75	167287	33	56	167336	09	21	167398	21	16
167236	57	28	167288	29	30	167336	11	30	167398	23	18
167237	57	18	167289	25	13	167337	41	45	167399	15	11
167238	27	16	167289	27	13	167338	35	79	167399	17	11
167240	25	11	167289	29	16	167338	37	77	167399	19	17
167240	27	11	167290	31	00	167338	41	53	167400	35	62
167240	29	02	167290	33	00	167338	42	15	167400	37	60
167241	35	28	167292	25	41	167340	41	01	167400	39	20
167241	37	28	167292	27	40	167340	41	01	167400	41	35
167242	15	14	167294	29	61	167345	41	01	167400	42	09
167242	17	14	167295	19	38	167356	09	01	167400	57	06
167242	19	22	167298	31	17	167357	09	01	167401	57	33
167242	35	39	167298	33	17	167358	09	01	167403	09	29
167242	37	39	167301	35	05	167362	11	01	167404	09	28
167243	23	27	167301	45	35	167363	11	05	167404	11	27
167246	23	27	167303	35	34	167364	13	01	167404	13	35
167247	57	36	167303	37	34	167365	13	06	167408	41	15
167248	15	15	167303	39	52	167368	13	11	167409	27	25
						167369	13	16	167410	27	29

5450/5510/5575/5750/5950 - NUMERICAL INDEX

Part No.	Page No.	Ref. No.	Part No.	Page No.	Ref. No.	Part No.	Page No.	Ref. No.	Part No.	Page No.	Ref. No.
167411	27	23	167489	39	37	167529	39	17	167573	23	70
167415	49	22	167490	33	55	167530	39	25	167574	15	09
167417	23	10	167491	43	11	167531	51	33	167577	33	22
167428	19	05	167492	21	40	167532	51	34	167578	51	20
167429	19	07	167493	21	68	167533	51	35	167579	15	17
167430	19	12	167493	23	66	167534	51	36	167580	53	11
167431	19	14	167494	51	27	167535	51	37	167581	53	17
167432	19	31	167496	31	55	167536	51	61	167582	53	22
167434	15	27	167497	31	55	167537	45	26	167583	13	37
167434	17	27	167498	31	56	167538	39	54	167583	19	44
167434	19	41	167499	51	26	167539	09	05	167584	45	11
167437	33	22	167500	43	17	167540	09	05	167585	25	44
167441	21	43	167501	43	15	167541	09	05	167585	27	44
167441	23	43	167502	43	16	167542	43	01	167585	29	20
167443	09	04	167503	55	02	167543	51	41	167586	25	45
167445	19	01	167504	55	01	167544	09	09	167586	27	45
167446	17	22	167505	51	46	167545	09	15	167586	29	21
167447	13	24	167506	53	26	167546	09	09	167587	25	48
167452	17	01	167507	09	13	167547	09	15	167587	27	48
167453	09	31	167507	11	34	167548	09	09	167587	29	19
167453	11	31	167507	13	40	167549	09	15	167588	25	43
167453	13	21	167508	45	03	167550	11	09	167588	27	43
167454	17	05	167509	45	09	167551	11	14	167588	29	24
167455	15	31	167510	45	15	167552	51	59	167589	25	46
167456	29	28	167511	09	12	167553	45	12	167589	27	46
167458	23	10	167511	11	33	167554	21	72	167589	29	22
167464	49	01	167511	13	39	167554	23	71	167590	25	47
167465	49	01	167512	45	03	167555	45	10	167590	27	47
167466	49	01	167513	45	15	167556	53	09	167590	29	23
167467	49	01	167514	45	09	167557	15	26	167591	47	10
167468	49	01	167515	09	14	167558	43	18	167592	19	35
167469	49	01	167515	11	32	167559	19	11	167593	51	48
167470	49	01	167515	13	41	167560	19	08	167594	51	24
167471	49	01	167516	55	03	167561	19	06	167595	31	00
167472	49	14	167517	55	10	167562	19	36	167595	33	00
167473	49	14	167518	47	02	167563	19	34	167595	33	00
167474	49	14	167519	47	04	167564	19	34	167596	31	00
167477	31	56	167520	45	01	167565	29	36	167596	33	00
167478	51	54	167521	45	01	167566	29	36	167597	45	22
167479	51	24	167522	29	15	167567	39	45	167598	51	25
167480	51	21	167523	29	15	167567	39	48	167598	51	25
167482	51	21	167523	53	01	167568	39	51	167599	51	05
167482	23	11	167524	39	28	167569	39	51	167600	51	23
167484	33	56	167524	39	28	167569	29	31	167601	25	00
167484	33	56	167524	43	02	167570	29	27	167601	27	00
167486	39	03	167525	51	03	167571	29	25	167601	27	00
167487	39	23	167527	51	17	167572	29	25	167601	29	18
167488	39	24	167528	51	17	167572	15	10	167602	29	18
167488	39	24	167528	39	01	167573	21	71	167603	51	18
									167603	53	31

5450/5510/5575/5750/5950 - NUMERICAL INDEX

Part No.	Page No.	Ref. No.	Part No.	Page No.	Ref. No.	Part No.	Page No.	Ref. No.	Part No.	Page No.	Ref. No.
167604	53	32	167644	23	11	570002	31	59	650201	45	08
167605	53	33	167645	49	20	570002	33	59	650214	31	24
167606	53	34	167646	49	21	570005	45	06	650214	31	38
167607	53	35	167647	31	01	570009	25	66	650214	33	24
167608	51	47	167648	31	01	570010	35	17	650214	33	38
167609	39	02	167649	27	52	570010	37	17	650214	41	02
167610	39	05	167650	41	52	570010	39	13	650216	39	46
167611	51	39	167651	27	17	570014	35	47	650216	51	57
167611	53	41	167652	09	24	570014	37	47	650379	35	61
167612	51	38	167652	11	23	570019	41	06	650379	37	59
167612	53	40	167652	13	30	580069	15	28	650416	09	25
167613	53	03	167652	35	25	580069	17	28	650416	11	24
167614	53	05	167652	37	25	580069	19	28	650416	13	31
167615	53	14	167653	23	11	580069	35	16	650416	35	26
167616	53	21	167653	23	11	580069	37	16	650416	37	26
167617	53	28	167654	09	00	580069	39	10	650419	45	36
167618	53	29	167654	11	35	600798	49	12	650419	57	19
167619	51	60	167654	13	42	601032	17	18	650453	41	40
167620	53	37	167655	35	06	601032	19	13	650453	51	07
167621	39	57	167853	25	22	601237	15	16	650484	25	21
167622	53	25	170639	02	18	604725	31	16	650484	27	22
167623	41	05	170783	02	20	604725	31	16	650484	29	44
167624	51	51	170784	02	21	604725	31	16	650487	21	18
167625	51	06	170785	02	22	604725	33	16	650487	23	20
167626	51	40	170856	02	18	604725	33	32	650487	51	43
167626	53	42	170857	02	18	604725	33	32	650488	41	38
167627	53	30	170858	02	18	604728	31	35	650490	25	07
167628	51	02	170859	02	18	604728	31	35	650490	27	07
167629	51	01	170874	02	23	604728	33	35	650490	27	54
167630	33	01	170879	02	24	604728	33	35	650490	29	77
167631	33	01	170880	02	25	606065	15	18	650490	41	60
167632	19	10	500160	35	49	650163	13	38	650490	55	07
167633	39	55	500160	37	49	650163	19	42	650490	57	02
167634	51	16	500160	39	50	650195	35	30	650495	29	68
167635	49	06	500160	39	50	650195	37	30	650495	41	47
167636	53	27	500160	41	33	650200	15	13	650495	42	05
167637	47	14	500161	39	49	650200	17	13	650495	55	12
167638	09	02	500161	39	49	650200	17	13	650502	39	29
167639	41	14	500161	41	32	650200	19	21	650513	35	78
167640	29	03	520093	35	29	650201	35	32	650513	37	76
167641	21	70	520093	37	29	650201	35	32	650513	39	44
167641	23	30	540020	45	13	650201	37	32	650526	27	31
167641	23	72	570002	09	20	650201	37	32	650526	29	09
167642	21	29	570002	09	33	650201	37	32	650527	29	72
167642	23	30	570002	11	19	650201	39	53	650527	31	62
167643	23	64	570002	13	22	650201	41	27	650527	33	62
						650201	41	27	650527	35	09

5450/5510/5575/5750/5950 - NUMERICAL INDEX

Part No.	Page No.	Ref. No.	Part No.	Page No.	Ref. No.	Part No.	Page No.	Ref. No.	Part No.	Page No.	Ref. No.
650527	37	09	651127	21	30	653005	47	06	653026	27	15
650532	45	16	651127	23	31	653005	49	08	653026	27	32
650533	35	51	651127	31	06	653007	21	21	653026	29	11
650533	37	51	651381	25	29	653007	23	23	653026	29	18
650542	21	22	651381	29	52	653007	35	64	653026	35	27
650542	23	24	651456	47	11	653007	37	62	653026	37	27
650569	35	22	650342	31	58	653007	39	33	653026	51	31
650569	37	22	650342	33	58	653007	41	55	653026	56	05
650569	39	30	650342	41	07	653007	42	12	653029	21	35
650573	41	20	651583	17	02	653007	43	04	653029	23	36
650653	49	26	651583	19	02	653007	51	44	653130	25	33
650687	41	23	651584	25	36	653010	15	33	653130	27	36
650692	31	22	651584	27	35	653010	21	76	653130	29	08
650695	56	01	651584	29	12	653010	25	08	654002	51	50
650704	39	31	651587	33	07	653010	27	08	654004	21	19
650704	43	22	651588	21	34	653010	27	57	654004	23	21
650731	21	74	651588	23	35	653010	29	78	654004	35	66
650744	49	27	651591	15	02	653010	35	43	654004	37	64
650773	35	42	651591	17	04	653010	37	43	654004	39	35
650773	37	42	651591	19	04	653010	39	34	654004	41	22
650774	31	63	651592	09	32	653010	41	61	654004	42	14
650774	33	63	651592	11	36	653010	43	24	654004	43	05
650774	51	52	651592	13	23	653010	55	09	654006	15	32
650786	41	18	651593	13	25	653010	57	05	654006	35	18
650786	55	04	651594	51	28	653018	21	64	654006	37	18
650834	41	46	651596	33	22	653018	23	62	654006	39	12
650834	43	07	651598	25	35	653018	29	67	654006	41	62
650834	57	10	651598	27	34	653018	31	66	654006	55	05
650835	47	05	651601	49	04	653018	33	66	654006	57	03
650835	49	07	651602	57	15	653018	33	66	654009	19	39
650835	49	07	651602	57	15	653018	35	12	654009	21	65
650835	51	55	651608	09	19	653018	37	12	654009	23	63
650846	25	39	651608	11	18	653018	37	12	654009	23	63
650846	29	82	651609	51	08	653018	37	12	654009	31	64
650912	21	38	651610	09	30	653018	39	39	654009	33	64
650912	23	39	651610	11	29	653018	41	43	654009	35	10
650912	23	39	651610	11	29	653018	41	43	654009	37	10
650949	35	63	651610	13	36	653018	42	06	654009	39	47
650949	37	61	651611	21	69	653018	43	10	654009	39	47
650949	39	32	651611	23	69	653018	43	10	654009	41	41
650949	39	32	651611	23	69	653018	51	32	654009	41	41
650949	41	54	651612	25	32	653018	51	32	654009	41	41
650949	41	54	651612	25	32	653018	55	14	654009	41	41
650949	42	11	651612	27	58	653018	55	14	654009	42	08
650949	42	11	651612	27	58	653018	57	14	654009	42	08
650949	43	03	651612	29	06	653018	57	14	654009	43	08
650949	43	03	651612	29	06	653021	45	18	654009	51	53
651028	09	35	651613	51	10	653021	56	04	654009	57	13
651045	09	36	653002	47	09	653026	09	26	654012	21	33
651056	47	08	653005	21	23	653026	11	25	654012	23	34
651073	56	09	653005	23	25	653026	13	32	654014	19	40
651118	25	31	653005	45	21	653026	25	14	654014	51	29

5450/5510/5575/5750/5950 - NUMERICAL INDEX

Part No.	Page No.	Ref. No.	Part No.	Page No.	Ref. No.	Part No.	Page No.	Ref. No.	Part No.	Page No.	Ref. No.
654014	56	07	654026	39	14	654032	21	67	655030	25	30
654022	21	24	654026	41	63	654032	23	32	655030	29	53
654022	23	26	654026	43	23	654032	23	67	655030	35	67
654022	45	20	654026	55	08	654032	31	08	655030	37	65
654022	47	07	654026	57	04	654032	45	17	655030	39	22
654022	49	09	654028	51	09	654032	56	03	655030	41	36
654022	51	56	654030	29	66	654034	09	27	655030	42	10
654024	21	20	654030	31	65	654034	11	26	655030	45	14
654024	23	22	654030	33	65	654034	13	33	655030	57	07
654024	35	65	654030	35	11	654034	19	43	655033	27	30
654024	37	63	654030	37	11	654034	27	33	660007	53	23
654024	39	36	654030	37	11	654034	29	10	660072	53	24
654024	41	56	654030	39	38	654034	51	30	808944	57	00
654024	42	13	654030	41	42	654034	56	06	080-20048	51	04
654024	43	06	654030	41	42	654056	33	08	180-31085	31	60
654024	51	45	654030	42	07	654057	25	34	180-31085	33	60
654026	21	75	654030	43	09	654057	27	37	230-10491	53	20
654026	25	09	654030	51	11	654057	29	07	230-11977	53	07
654026	27	09	654030	55	13	655020	35	53	230-20110	53	16
654026	27	55	654030	57	38	655020	37	53	230-20289	53	06
654026	29	79	654032	21	31						

NOTES







NOTES

NOTES

TORQUE SPECIFICATIONS

NOTE: Use these torque values when tightening **GEHL** hardware (excluding: Locknuts and Self-tapping, Thread Forming and Sheet Metal Screws) unless specified otherwise.

All torque values are in Lb-Ft except those marked with an * which are Lb-In
(For metric torque value Nm, multiply Lb-Ft value by 1.355 or Lb-In value by 0.113)

Unified National Thread	Grade 2 		Grade 5 		Grade 8 	
	Dry	Lubed	Dry	Lubed	Dry	Lubed
8-32 8-36	19* 20*	14* 15*	30* 31*	22* 23*	41* 43*	31* 32*
10-24 10-32	27* 31*	21* 23*	43* 49*	32* 36*	60* 68*	45* 51*
1/4-20 1/4-28	66* 76*	50* 56*	9 10	75* 86*	12 14	9 10
5/16-18 5/16-24	11 12	9	17 19	13 14	25	18 20
3/8-16 3/8-24	20 23	15 17	30 35	23 25	45 50	35
7/16-14 7/16-20	32 36	24 27	50 55	35 40	70 80	55 60
1/2-13 1/2-20	50 55	35 40	75 90	55 65	110 120	80 90
9/16-12 9/16-18	70 80	55 60	110 120	80 90	150 170	110 130
5/8-11 5/8-18	100 110	75 85	150 180	110 130	220 240	170 180
3/4-10 3/4-16	175 200	130 150	260 300	200 220	380 420	280 320
7/8-9 7/8-14	170 180	125 140	430 470	320 360	600 660	460 500
1-8 1-14	250 270	190 210	640 710	480 530	900 1000	680 740
Metric Course Thread	Grade 8.8 		Grade 10.9 		Grade 12.9 	
	Dry	Lubed	Dry	Lubed	Dry	Lubed
M6-1	8	6	11	8	13.5	10
M8-1.25	19	14	27	20	32.5	24
M10-1.5	37.5	28	53	39	64	47
M12-1.75	65	48	91.5	67.5	111.5	82
M14-2	103.5	76.5	145.5	108	176.5	131
M16-2	158.5	117.5	223.5	165.5	271	200

GEHL®

Gehl Company 143 Water Street, P.O. Box 179, West Bend, WI 53095-0179 U.S.A.
www.gehl.com