

Form No.
909748
Replaces
908001

8280/8285 8330/8335

Mixer Feeders



PARTS MANUAL

GEHL® AGRICULTURE

Introduction

When ordering service parts, specify the correct part number, full description, quantity required, the unit model number and serial number.

The Mixer Feeder model and serial number is on a plate located on the left side of the Main Frame. “Right” and “Left” are determined from a position standing behind the Mixer Feeder facing the direction of travel. From this position, the Discharge Gate is on the “left” side.

GEHL® Company reserves the right to make changes or improvements in the design or construction of any part of the unit without incurring the obligation to install such changes on any previously delivered units.

NOTE: *On original tire replacement, Company policy prohibits the sale of replacement tires for all GEHL machinery. Replacement Wheel Sets are available and tire size information is called out with the Wheel Sets to facilitate replacement tire selection. ALL REPLACEMENT TIRES MUST BE PURCHASED LOCALLY.*

Refer to the abbreviations table located on this page for the various fastener descriptions. Standard attaching hardware torque values are also provided on the inside back cover.

In the exploded view parts list, Reference Numbers may have additional information following the Reference Number. A Tear Drop symbol will indicate an application of a “wet” product such as oil, and the number inside the Tear Drop will correspond to the description in the Parts List. Also, a number inside of a hexagon will be the torque value required, in foot pounds, on the associated Reference Number. Items shown in the parts list that do not have Reference Numbers are shown for reference purposes only and are NOT available for purchase.

Unless otherwise specified, all Cap Screws or Bolts are Grade 5, cadmium or zinc plated; Hexagon Nuts for Grade 5 Screws or Bolts are Grade B; Hexagon Nuts for other Screws or Bolts are Grade A.

NOTE: *The following abbreviations may used herein:*

ASSD	– Assembled
ASSY	– Assembly
CB	– Carriage Bolt
CCW	– Counterclockwise

CP	– Cotter Pin
CS	– Cap Screw (Hexagon Head)
CTR	– Center
CW	– Clockwise
DEG	– Degree
DIA	– Diameter
FCS	– Flanged Cap Screw
FHMS	– Flat Head Machine Screw
FL	– Flanged
FLN	– Flanged Lock Nut (Hexagon)
FLS	– Flanged Lock Screw (Hexagon)
FW	– Flat Washer
GA	– Gauge
GR	– Grade
HD	– Hard or Head
HN	– Hex Nut
INCL	– Includes
JT	– Joint
LG	– Large
LH	– Left Hand
LW	– Lock Washer
LN	– Lock Nut
LW	– Lock Washer
M	– Metric
MM/mm	– Millimeter
NF	– National Fine
PB	– Plow Bolt
PTO	– Power Take Off
RH	– Right Hand
RHMS	– Round Head Machine Screw
RPM	– Revolutions Per Minute
RT	– Right
SERR	– Serrated
SHCS	– Socket Head Cap Screw
SHSS	– Socket Head Set Screw
SN	– Serial Number or Slotted Nut
SQ	– Square
T	– Tooth or Teeth
TFS	– Thread Forming Screw
THMS	– Truss Head Machine Screw
THRD	– Thread
WLDMT	– Weldment
#	– Number
()	– (Quantity Used Here)
	– Torque Required in foot pounds
	– Indicates a Fluid Application

TABLE OF CONTENTS

Introduction	Inside Front Cover
Table of Contents	1
Decal Locations	2-7
Hitch, Axle & Weighbars	8-11
Main Drive	12-13
Augers & Auger Bearings	14-15
Auger Drives	16-17
Chaincase	18-21
Chaincase Mounting & Cover	22
Auger Drive Cover	23
Discharge Door & Hydraulics	24-25
One-Piece Discharge Conveyor	26-29
Two-Piece Discharge Conveyor	30-33
Transport Lights	34-35
Component Breakdowns	36-45
Augers	36-37
540 RPM PTO (Standard)	38-39
1000 RPM PTO (Optional)	40
Hydraulic Cylinders (Discharge Door & 2-Piece Discharge Conveyor)	41
Gearbox (Model 9)	42
Gearbox (Model 8)	43
Hitchjack	44-45
Accessories	46-50
Single Valve Conversion Kit	46
Knife Kit	47
Paddle Kits	47
Safety Tow Chain	48
Ladder Kits	48
Battery Box	49
Magnet Assembly	49
3-Point Scale Stand	49
Remote Scale Indicator (Requires Model 3200 Scale)	50
Audible & Visual Scale Alarms (Models 2100 & 3200 Only)	50
1000 RPM Conversion Kit	51
Scale Alarm Kit	51
Short Conveyor Magnet	52-53
Tank Liner Kits	54-55
Alphabetical Index	56
Numerical Index	57-62
Standard Hardware Torque specifications	Inside Back Cover

DECAL LOCATIONS

GENERAL INFORMATION

Decal location information is provided to assist in the proper selection and application of new decals, in the event the original decal(s) become(s) damaged or the machine is repainted. Refer to the listing for the illustration reference number, part number, description and quantity of each decal provided in the kit. Refer to the appropriate illustration(s) for replacement location(s).

NOTE: Refer to the *SAFETY Chapter of the Operator's Manual for the specific information provided on all of the various Safety Decals furnished in the Decal Kit(s).*

To ensure proper selection for correct replacement decal(s), compare all of the various close-up location photographs to your machine **BEFORE** starting to refinish the unit. Then, circle each pictured decal (applicable to your machine) while checking off its part number in the listing. After you have verified all the decals needed for replacement, set aside unneeded decals for disposal.

NEW DECAL APPLICATION

Surfaces **MUST** be free from dirt, dust, grease and other foreign material before applying the new decal. To apply a solid-formed decal, remove the smaller portion of the decal backing paper and apply this part of the exposed adhesive backing to the clean surface while maintaining proper position and alignment. Slowly peel off the other portion of the backing paper while applying hand pressure to smooth out the decal surface.



CAUTION

ALWAYS observe safety rules shown on decals. If decals become damaged, or if the unit is repainted, replace the decals. If repainting, **BE SURE** that **ALL** decals from the kit(s) which apply to your machine are affixed to your unit.

The decal set number for the MF8280 is 143412, for the MF8285 is 119830, for the MF8330 is 143413, and for the MF8335 is 119831. The sets include the following:

PAINT NOTICE

Use this list to order paint for refinishing:

906315	One Gal. AG Red
906324	One Qt. Light Grey
906316	6 (12 oz. Spray Cans) AG Red
906325	6 (12 oz. Spray Cans) Light Grey



Ref. No.	Part No.	Description & Quantity
1	145216	Red Reflector (3 Places*)
2	145217	Amber Reflector* (5 Places After SN**)
3	060510	Jack Storage Position
4	060511	Jack Lifting Position
5	080247	NO STEP
6	091438	WARNING - Chain Drive (2 Places)
7	091442	DANGER - Rotating Auger (4 Places)
8	091444	DANGER - Rotating Component
9	091446	ATTENTION - Add Lubrication
10	091727	WARNING - Automatic Conveyor (2 Places)(Two-Piece Conveyor Only)
11	093020	Lubrication Symbol (16* Places)
12	093366	Decal - Manual Location
13	093367	WARNING - Owner's Responsibility & Read Manual
14	163969	WARNING - Hydraulic Oil & Unplugging
15	093373	WARNING - General Safety
16	093457	WARNING - Keep Door Closed (2 Places)
17	093466	WARNING - 540 RPM Operation ONLY
	093465	WARNING - 1000 RPM Operation ONLY (1000 RPM Converted Units ONLY)
18	093489	WARNING - Pinch Point
19	093653	WARNING - Rotating Drive Line
20	094951	Made in USA
21	094963	Colorbar (2 Places)
22	113320	Decal - Total Mix (2 Places)
23	143408	8280 (2 Places, see NOTE below)
	119655	8285 (2 Places, see NOTE below)
	143409	8330 (2 Places, see NOTE below)
	119656	8335 (2 Places, see NOTE below)
24	119660	Decal - Door Position Indicating
25	122617	GEHL
26	122736	GEHL (2 Places)
27	145234	SMV Marker (After SN**)
28	143007	DANGER - Shield Missing

* Quantities based on 2-piece Conveyor Requirements

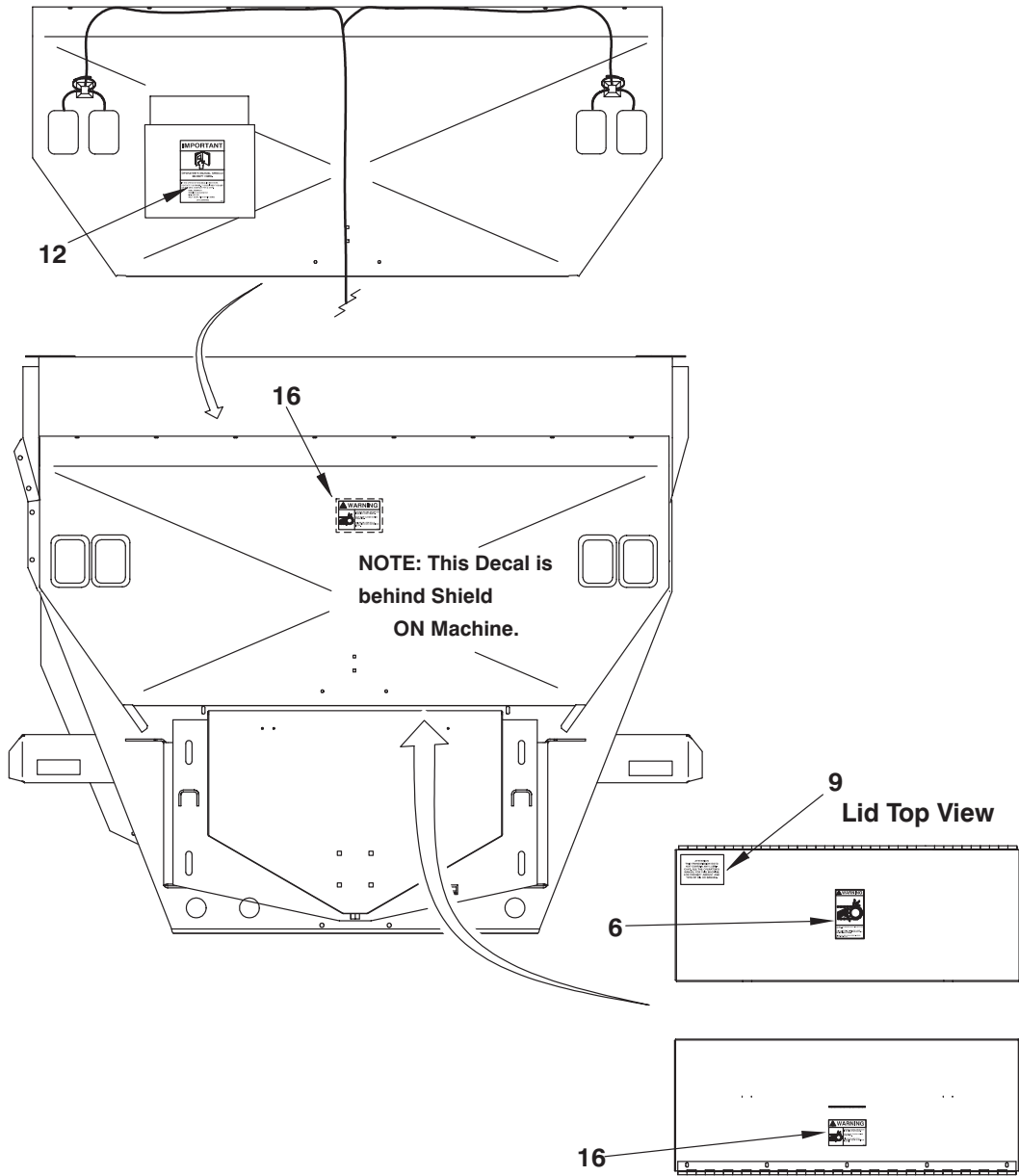
** MF8280-4533, MF8285-8469,
MF8330-6520, MF8335-11624.

NOTE: Decal sets vary only by the model number decals (item 23).

NOTE: Order adequate numbers of part 126757 for 10 ft. rolls of replacement striping.



View from Inside of Shield



View from Under Lid

NOTE: *This list is a repeat of the decal list on a previous page and is provided for your convenience when selecting replacement decals.*

Ref. No.	Part No.	Description & Quantity
1	145216	Red Reflector (3 Places*)
2	145217	Amber Reflector* (5 Places After SN**)
3	060510	Jack Storage Position
4	060511	Jack Lifting Position
5	080247	NO STEP
6	091438	WARNING - Chain Drive (2 Places)
7	091442	DANGER - Rotating Auger (4 Places)
8	091444	DANGER - Rotating Component
9	091446	ATTENTION - Add Lubrication
10	091727	WARNING - Automatic Conveyor (2 Places)(Two-Piece Conveyor Only)
11	093020	Lubrication Symbol (16* Places)
12	093366	Decal - Manual Location
13	093367	WARNING - Owner's Responsibility & Read Manual
14	163969	WARNING - Hydraulic Oil & Unplugging
15	093373	WARNING - General Safety
16	093457	WARNING - Keep Door Closed (2 Places)
17	093466	WARNING - 540 RPM Operation ONLY

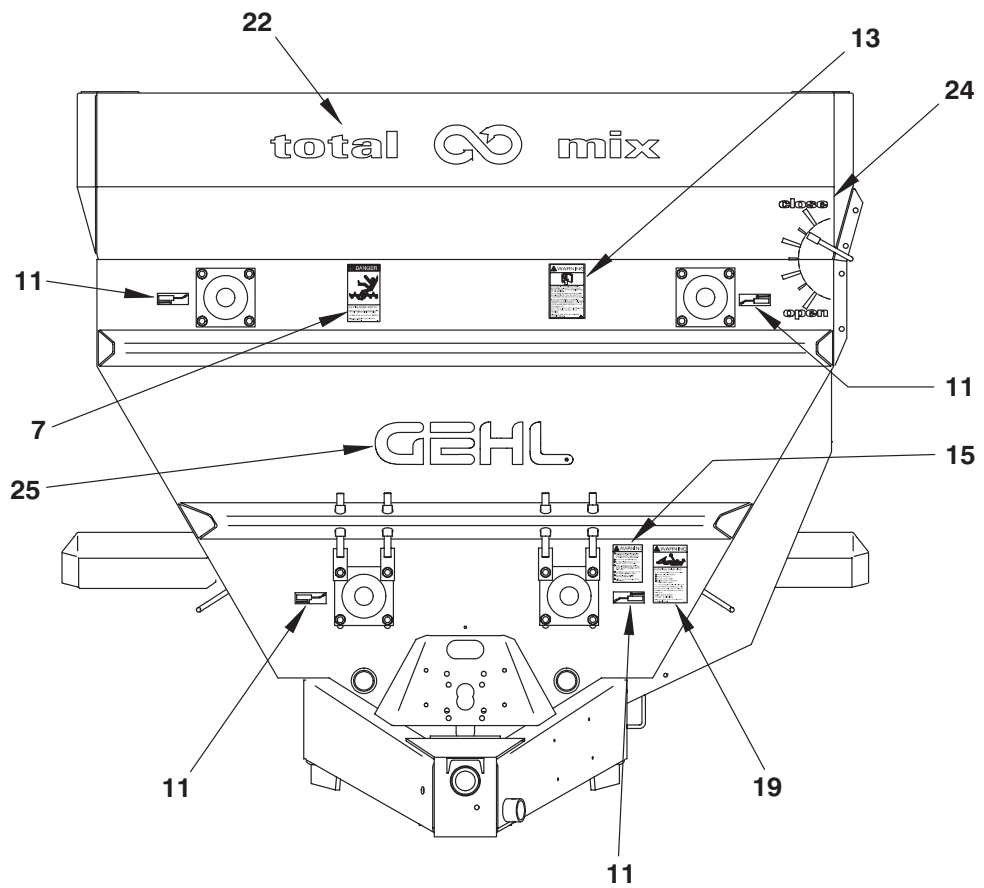
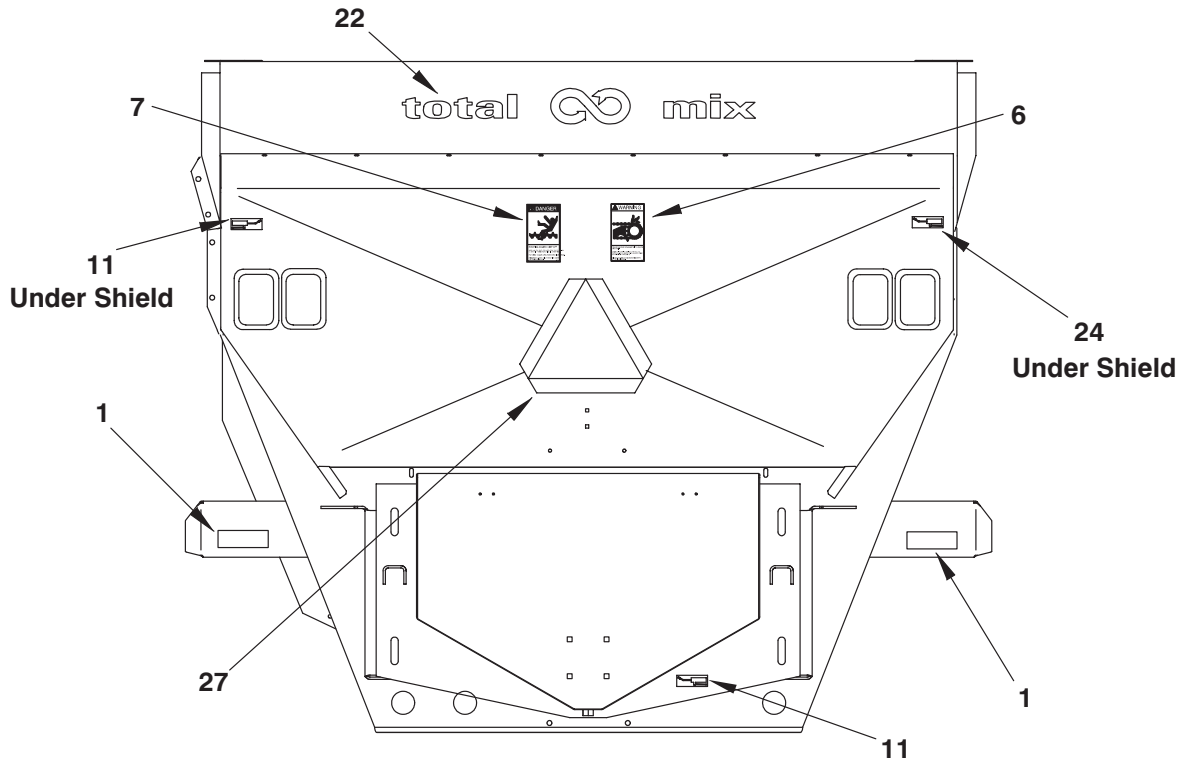
	093465	WARNING - 1000 RPM Operation ONLY (1000 RPM Converted Units ONLY)
18	093489	WARNING - Pinch Point
19	093653	WARNING - Rotating Drive Line
20	094951	Made in USA
21	094963	Colorbar (2 Places)
22	113320	Decal - Total Mix (2 Places)
23	143408	8280 (2 Places, see NOTE below)
	119655	8285 (2 Places, see NOTE below)
	143409	8330 (2 Places, see NOTE below)
	119656	8335 (2 Places, see NOTE below)
24	119660	Decal - Door Position Indicating
25	122617	GEHL
26	122736	GEHL (2 Places)
27	145234	SMV Marker (After SN**)
28	143007	DANGER - Shield Missing

* Quantities based on 2-piece Conveyor Requirements

** MF8280-4533, MF8285-8469,
MF8330-6520, MF8335-11624.

NOTE: *Decal sets vary only by the model number decals (item 23).*

NOTE: *Order adequate numbers of part 126757 for 10 ft. rolls of replacement striping.*



NOTE: This list is a repeat of the decal list on a previous page and is provided for your convenience when selecting replacement decals.

Ref. No.	Part No.	Description & Quantity
1	145216	Red Reflector (3 Places*)
2	145217	Amber Reflector* (5 Places After SN**)
3	060510	Jack Storage Position
4	060511	Jack Lifting Position
5	080247	NO STEP
6	091438	WARNING - Chain Drive (2 Places)
7	091442	DANGER - Rotating Auger (4 Places)
8	091444	DANGER - Rotating Component
9	091446	ATTENTION - Add Lubrication
10	091727	WARNING - Automatic Conveyor (2 Places)(Two-Piece Conveyor Only)
11	093020	Lubrication Symbol (16* Places)
12	093366	Decal - Manual Location
13	093367	WARNING - Owner's Responsibility & Read Manual
14	163969	WARNING - Hydraulic Oil & Unplugging
15	093373	WARNING - General Safety
16	093457	WARNING - Keep Door Closed (2 Places)
17	093466	WARNING - 540 RPM Operation ONLY

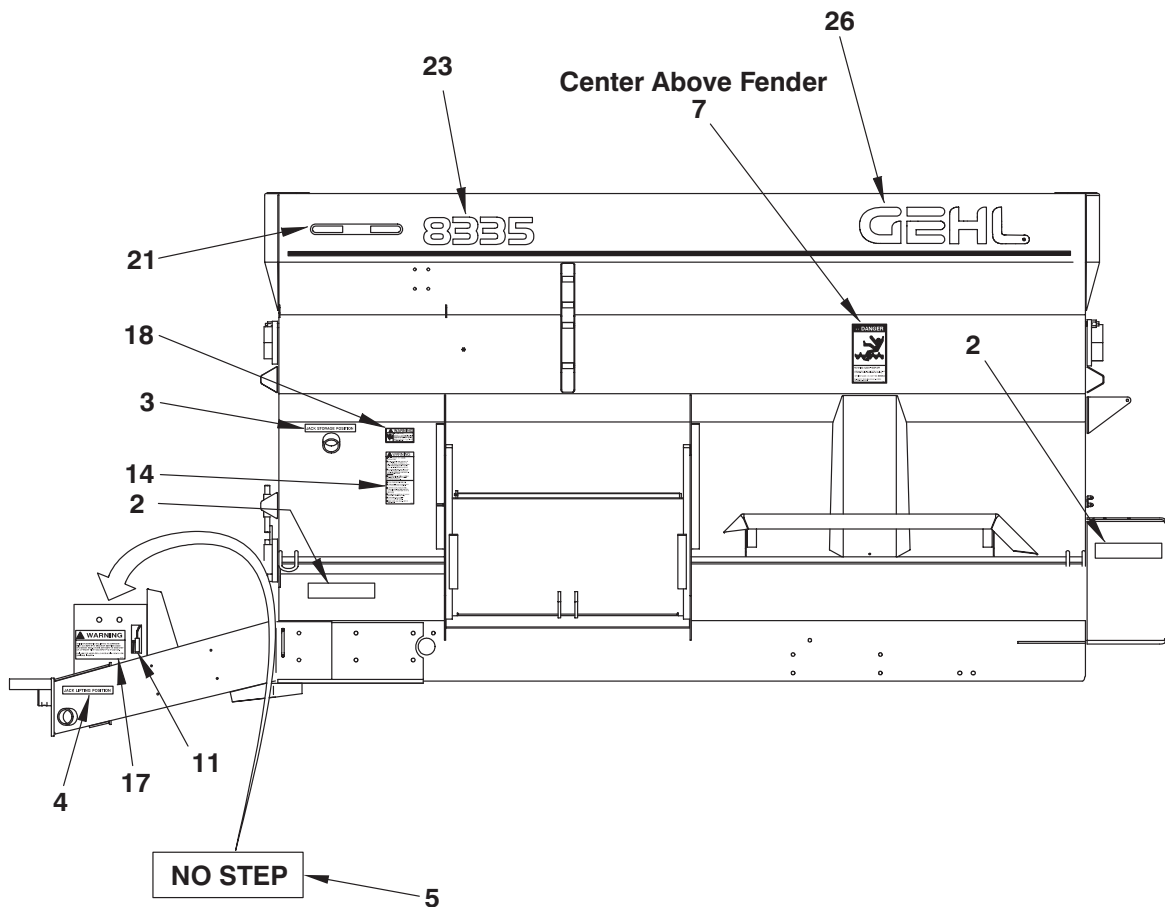
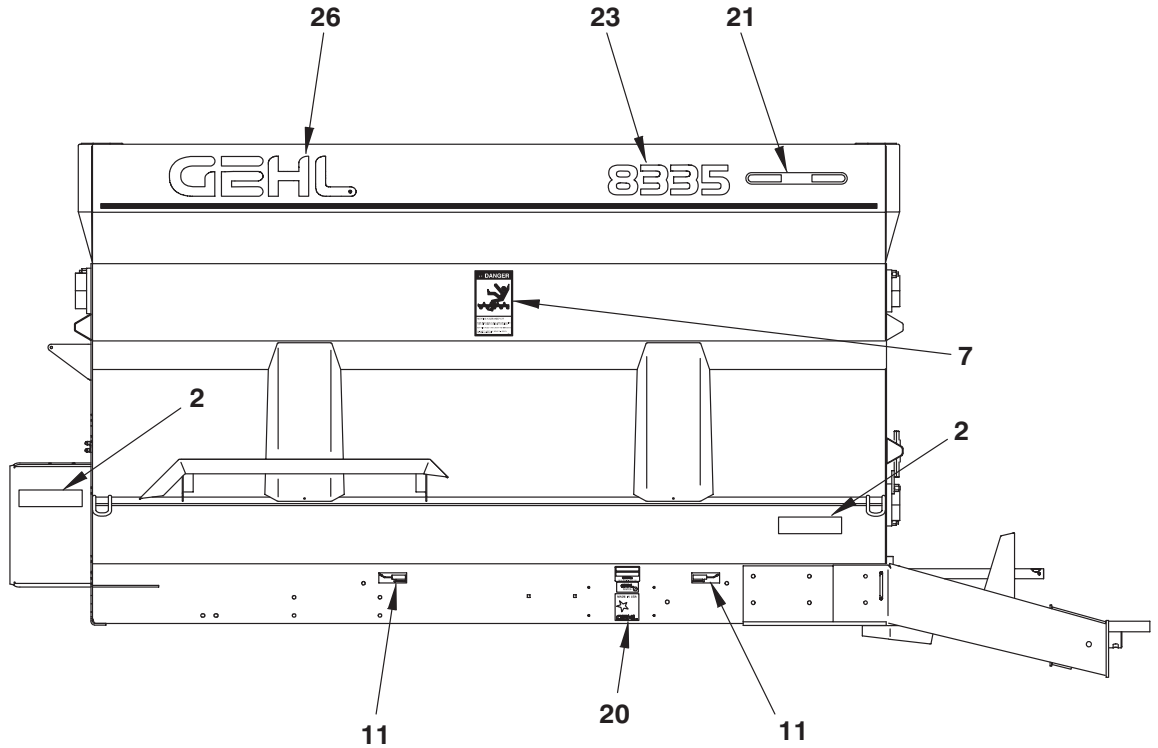
	093465	WARNING - 1000 RPM Operation ONLY (1000 RPM Converted Units ONLY)
18	093489	WARNING - Pinch Point
19	093653	WARNING - Rotating Drive Line
20	094951	Made in USA
21	094963	Colorbar (2 Places)
22	113320	Decal - Total Mix (2 Places)
23	143408	8280 (2 Places, see NOTE below)
	119655	8285 (2 Places, see NOTE below)
	143409	8330 (2 Places, see NOTE below)
	119656	8335 (2 Places, see NOTE below)
24	119660	Decal - Door Position Indicating
25	122617	GEHL
26	122736	GEHL (2 Places)
27	145234	SMV Marker (After SN**)
28	143007	DANGER - Shield Missing

* Quantities based on 2-piece Conveyor Requirements

** MF8280-4533, MF8285-8469,
MF8335-11624, MF8330-6520.

NOTE: Decal sets vary only by the model number decals (item 23).

NOTE: Order adequate numbers of part 126757 for 10 ft. rolls of replacement striping.

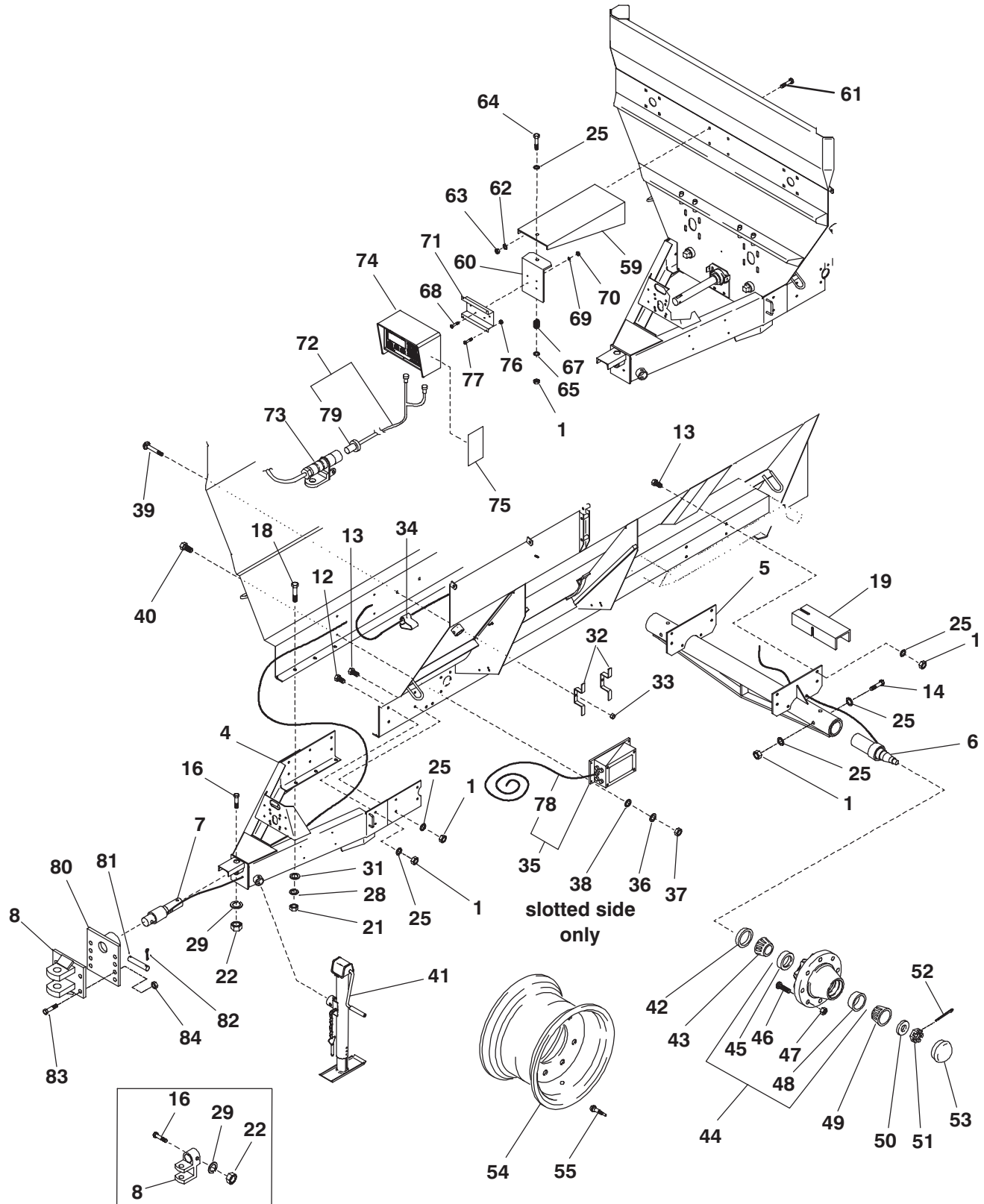


**MF8285/8335 - HITCH, AXLE & WEIGHBARS
(AFTER SN8604 - 8285 & SN11833 - 8335)**

Ref. No.	Part No.	Description	Qty. Req.	Ref. No.	Part No.	Description	Qty. Req.
01	071706	LN 1/2	22	51	653102	SN 7/8	2
04	092749	HITCH/ASSY	1	52	655046	CP 5/32X1-3/4	2
05	092758	AXLE/WELDMENT	1	53	092759	HUB CAP/SPINDLE	2
06	092760	SPINDLE/WEIGHBAR	2	54	112443	WHEEL W11C-16.1	2
07	092761	WEIGHBEAM	1		112444	WHEEL/RIM W8B-20	2
08	144618	HITCH ASSY	1	55	045581	VALVE/TIRE	2
12	650453	CS 1/2X1-1/2	4	72	093030	CORD/POWER	1
13	650495	CS 1/2X1-1/4	16	73	600798	CONNECTOR/FEMALE	1
14	650498	CS 1/2X6	2	74	170048	INDICATOR/MODEL EZ2000	1
16	650709	CS 3/4X4	2			(LATER STYLE)	
18	650844	CS 5/8X1-3/4	6	170049	INDICATOR/MODEL EZ3200		1
19	092646	SHIELD/WEIGHBAR	2			(LATER STYLE)	
21	653021	HN 5/8	6	112518	INDICATOR/MODEL 1500		1
22	653026	HN 3/4	2			(EARLY STYLE)	
25	654009	FW 1/2	26	112519	INDICATOR/MODEL 2100		1
28	654032	LW 5/8	6			(EARLY STYLE)	
29	654034	LW 3/4	2	112520	INDICATOR/MODEL 3200		1
31	654012	FW 5/8	6			(EARLY STYLE)	
32	067179	HOLDER/SCALE CORD	2	75	613477	DECAL/CAUTION INDICATOR LEADS	1
33	071703	LN 3/8	2	76	650550	HN MS #1024	2
34	092675	CLIP/CABLE FRAME	14	77	650815	RHMS#1024X3/4	2
35	093807	BOX/JUNCTION 15 FT CORD	1	78	120814	CABLE/JUNCTION BOX 15 FT.	1
36	650549	LW #10	4	79	069129	PLUG/2-WAY TRAILER	1
37	650550	HN MS #1024	4	80	144641	HITCH PLATE ASSY	1
38	650584	FW #10	2	81	141333	PIN/TOP LINK	1
39	650704	CB 3/8X1	2	82	655020	CP 3/16X1-1/2	2
40	650815	RHMS#10-24X3/4	4	83	651167	CS 5/8X2 GR8	4
41	143471 _a	JACK/ASSY (LATER STYLE)	1	84	067823	NILN 5/8	4
	081464 _a	JACK/ASSY (EARLY STYLE)	1	85	068034	NILN 1/2	2
42	048634	SEAL/OIL	2	86	125081	WASHER/PLASTIC	3
43	048635	CONE/BEARING	2	87	154177	MOUNT/INDICATOR	1
44	119799	HUB/ASSY	2	88	154449	BRACKET/FRICTION	1
45	043836	CUP/BEARING	2	89	155220	WASHER/BELLEVILLE	2
46	078657	BOLT/WHEEL	16	90	157720	SUPPORT/INDICATOR	1
47	079152	NUT/WHEEL	16	91	650569	CS 1/2X1-3/4	1
48	048638	CUP/BEARING	2	92	650585	CS 1/2X2	1
49	048637	CONE/BEARING	2				
50	654015	FW 7/8	2				

a) See component pages for details.

**MF8280/8285/8330/8335 - HITCH, AXLE & WEIGHBARS
(BEFORE SN8605 - 8280/8285 & SN11834 - 8330/8335)**



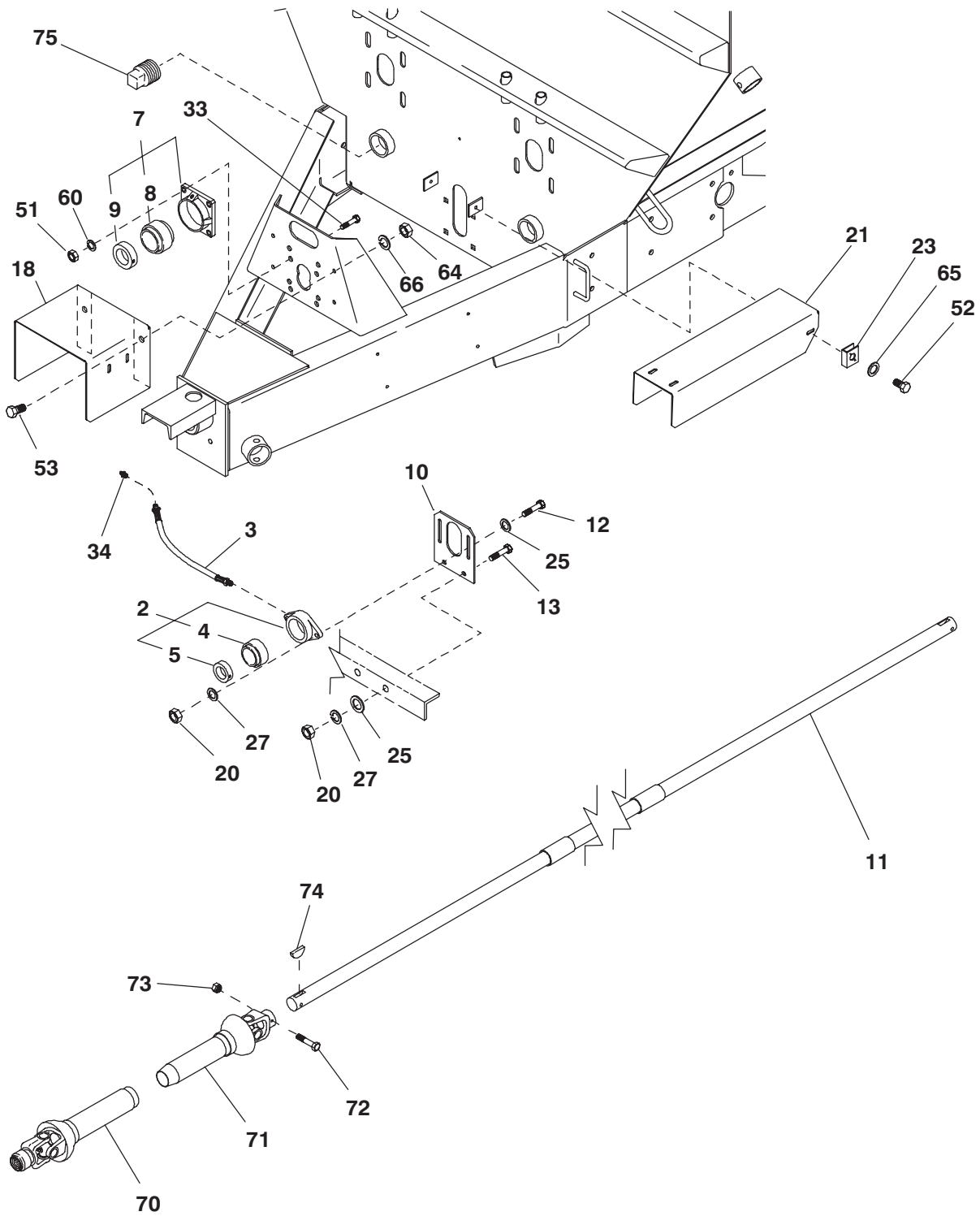
Before SN8280-4534, SN8285-8470,
SN8330-6521 & SN8335-11625

MF8280/8285/8330/8335 - HITCH, AXLE & WEIGHBARS (BEFORE SN8605 - 8280/8285 & SN11834 - 8330/8335)

Ref. No.	Part No.	Description	Qty. Req.	Ref. No.	Part No.	Description	Qty. Req.
01	071706	LN 1/2	23	52	655046	CP 5/32X1-3/4	2
04	092749	HITCH/ASSY	1	53	092759	HUB CAP/SPINDLE	2
05	092758	AXLE/WELDMENT	1	54	112443	WHEEL/RIM W11C-16.1	2
06	092760	SPINDLE/WEIGHBAR	2		112444	WHEEL/RIM W8B-20	2
07	092761	WEIGHBEAM	1	55	045581	VALVE/TIRE	2
08	144618	HITCH ASSY (AFTER SN4533-8280, SN8469-8285, SN6520-8330 & SN11624-8335)	1	59	092797	SUPPORT/INDICATOR	1
	092762	CLEVIS 2.12 (BEFORE SN8280-4534, SN8285-8470, SN8330-6521 & SN8335-11625)	1	60	092798	BRACKET/INDICATOR	1
12	650453	CS 1/2X1-1/2	4	61	650490	CS 3/8X1	4
13	650495	CS 1/2X1-1/4	16	62	654026	LW 3/8	4
14	650498	CS 1/2X6	2	63	653010	HN 3/8	4
16	650709	CS 3/4X4	2	64	650644	CS 1/2X3	1
18	650844	CS 5/8X1-3/4	6	65	654009	FW 1/2	2
19	092646	SHIELD/WEIGHBAR	2	66	071706	LN 1/2	1
21	653021	HN 5/8	6	67	055342	SPRING/CLUTCH	1
22	653026	HN 3/4	2	68	650542	CS 1/4X1/2	4
25	654009	FW 1/2	26	69	654022	LW 1/4	4
28	654032	LW 5/8	6	70	653005	HN 1/4	4
29	654034	LW 3/4	2	71	092684	BRACKET/INDICATOR MOUNT	1
31	654012	FW 5/8	6	72	093030	CORD/POWER	1
32	067179	HOLDER/SCALE CORD	2	73	600798	CONNECTOR/FEMALE	1
33	071703	LN 3/8	2	74	112518	INDICATOR/MODEL 1500	1
34	092675	CLIP/CABLE FRAME	14		112519	INDICATOR/MODEL 2100	1
35	093807	BOX/JUNCTION 15 FT CORD	1		112520	INDICATOR/MODEL 3200	1
36	650549	LW #10	4	75	613477	DECAL/CAUTION INDICATOR LEADS	1
37	650550	HN MS #1024	4	76	650550	HN MS #1024	2
38	650584	FW #10	2	77	650815	RHMS #1024X3/4	2
39	650704	CB 3/8X1	2	78	120814	CABLE/JUNCTION BOX 15 FT.	1
40	650815	RHMS #10-24X3/4	4	79	069129	PLUG/2-WAY TRAILER	1
41	143471 _a	JACK/ASSY (LATER STYLE)	1	80	144641	HITCH PLATE ASSY (AFTER SN4533-8280, SN8469-8285, SN6520-8330 & SN11624-8335)	1
	081464 _a	JACK/ASSY (EARLY STYLE)	1	81	141333	PIN/TOP LINK (AFTER SN4533-8280, SN8469-8285, SN6520-8330 & SN11624-8335)	1
42	048634	SEAL/OIL	2	82	655020	CP 3/16X1-1/2 (AFTER SN4533-8280, SN8469-8285, SN6520-8330 & SN11624-8335)	2
43	048635	CONE/BEARING	2				
44	119799	HUB/ASSY	2	83	651167	CS 5/8X2 GR8 (AFTER SN4533-8280, SN8469-8285, SN6520-8330 & SN11624-8335)	4
45	043836	CUP/BEARING	2				
46	078657	BOLT/WHEEL	16	84	067823	NILN 5/8 (AFTER SN4533-8280, SN8469-8285, SN6520-8330 & SN11624-8335)	4
47	079152	NUT/WHEEL	16				
48	048638	CUP/BEARING	2				
49	048637	CONE/BEARING	2				
50	654015	FW 7/8	2				
51	653102	SN 7/8	2				

a) See component pages for details.

MF8280/8285/8330/8335 - MAIN DRIVE

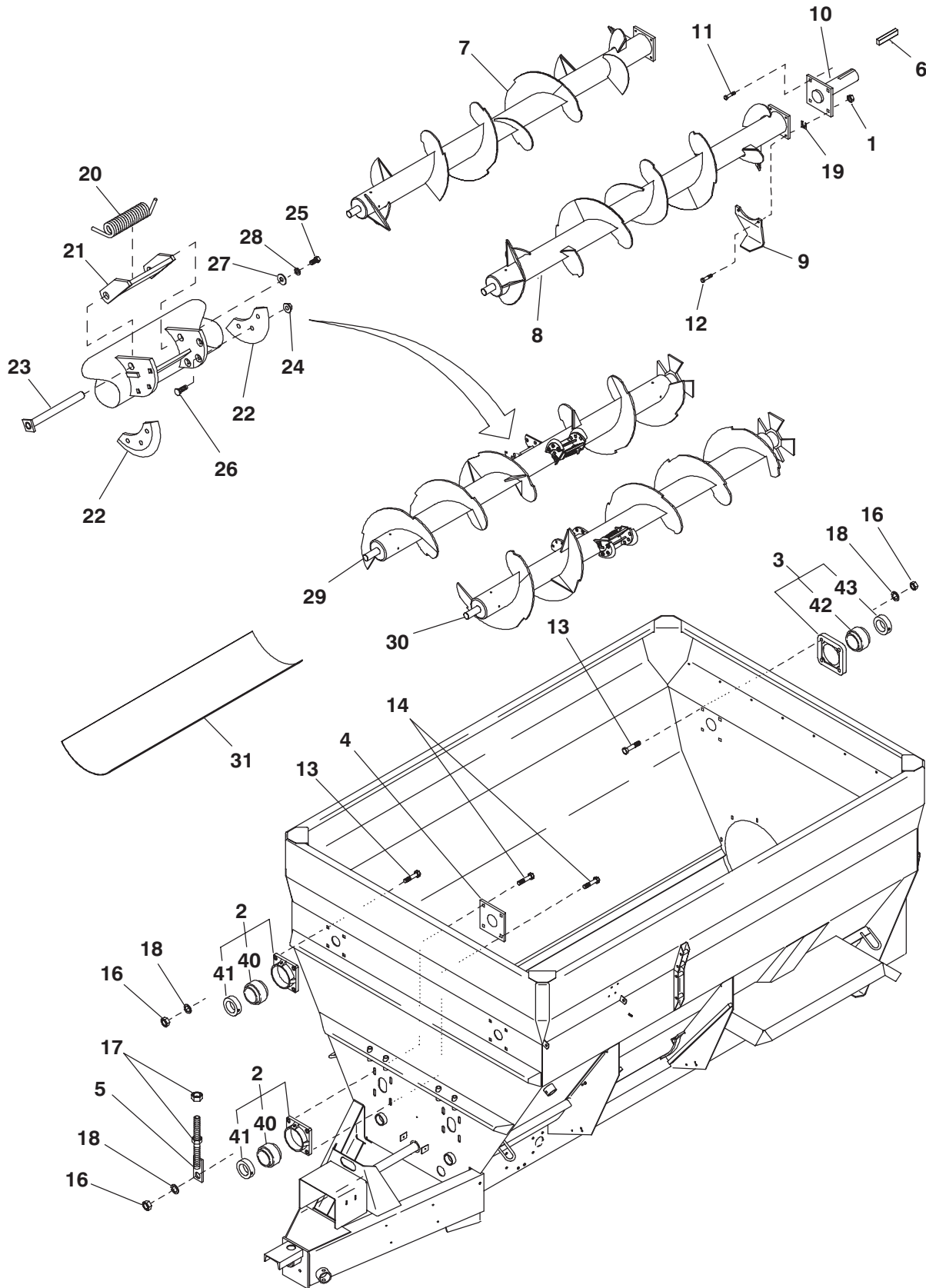


MF8280/8285/8330/8335 - MAIN DRIVE

Ref. No.	Part No.	Description	Qty. Req.	Ref. No.	Part No.	Description	Qty. Req.
02	091891	FLANGE/BRG ASSY	2	51	653018	HN 1/2	4
03	091907	HOSE/ASSY	2	52	650448	CS 1/4X3/4	4
04	520194	BEARING/BALL	2	53	650488	CS 3/8X3/4	4
05	520195	COLLAR/LOCK	2	60	654030	LW 1/2	4
07	091912	FLANGE/BEARING ASSY	1	64	653010	HN 3/8	4
08	083666	BEARING/BALL	1	65	654002	FW 1/4	4
09	076082	COLLAR/LOCK	1	66	654026	LW 3/8	4
10	119738	PLATE/MOUNT	2	70	142085 _a	PTO SHAFT/FRONT HALF (8280 & 8330) (AFTER SN7275 - 8285 & SN10654 - 8335)	1
11	119758	SHAFT ASSY/LINE (8280 & 8285)	1		092716 _a	PTO SHAFT/FRONT HALF (BEFORE SN7276 - 8285 & SN10655 - 8335)	1
	119756	SHAFT ASSY/LINE (8330 & 8335)	1				
12	650453	CS 1/2X1-1/2	4				
13	650495	CS 1/2X1-1/4	4	71	142086 _a	PTO SHAFT/REAR HALF (8280 & 8330) (AFTER SN7275 - 8285 & SN10654 - 8335)	1
18	091947	SHIELD/PTO	1		092719 _a	PTO SHAFT/REAR HALF (BEFORE SN7276 - 8285 & SN10655 - 8335)	1
20	653018	HN 1/2	8				
21	092651	PTO SHAFT SHIELD	1				
23	092683	CLIP/TIMMERMAN 1/4	4	72	650833	CS 5/16X3	1
25	654009	FW 1/2	8	73	071701	LN 5/16	1
27	654030	LW 1/2	8	74	650601	KEY/WOODRUFF 3/8X1-1/2	1
33	650453	CS 1/2X1-1/2	4	75	145775	PLUG/PLASTIC DRAIN	2
34	570006	FITTING/GREASE	2				

a) See Universal Drive components pages.

MF8280/8285/8330/8335 - AUGERS & AUGER BEARINGS

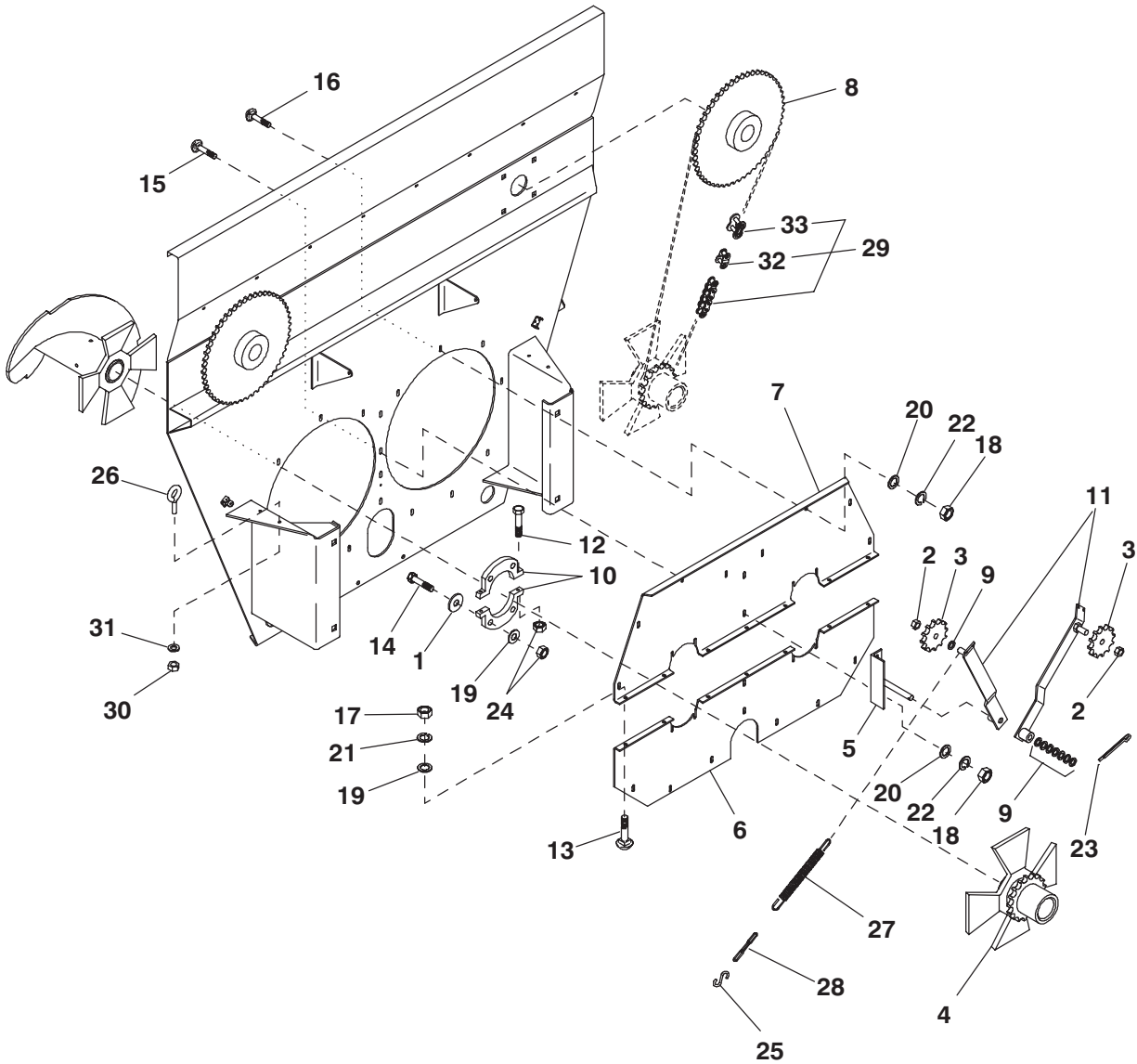


MF8280/8285/8330/8335 - AUGERS & AUGER BEARINGS

Ref. No.	Part No.	Description	Qty. Req.	Ref. No.	Part No.	Description	Qty. Req.
01	071706	LN 1/2	8	28	654030 ^{be}	LW 1/2	4
02	091913	FLANGE/BEARING ASSY	4	29	145765 ^d	AUGER/BOTTOM RT (MF8285 AFTER SN8469)	1
03	091915	FLANGE/BEARING ASSY	2		118594 ^d	AUGER/BOTTOM RT (MF8280, MF8285 BEFORE SN8470)	1
04	092640	BACKING PLATE-BEARING	2		145754 ^d	AUGER/BOTTOM RT (MF8335 AFTER SN11624)	1
05	092667	BRACKET/ADJUSTMENT ASSY	4		118599 ^d	AUGER/BOTTOM RT (MF8330, MF8335 BEFORE SN11625)	1
06	094763	KEY/SQUARE 5/8X2-1/2	2		30 145766 ^d	AUGER/BOTTOM LT (MF8280/8285) ... (MF8285 AFTER SN8469)	1
07	118590 ^d	AUGER/TOP RT (MF8280/8285)	1		118595 ^d	AUGER/BOTTOM LT (MF8280/8285) ... (MF8280, MF8285 BEFORE SN8470)	1
	118597 ^d	AUGER/TOP RT (MF8330/8335)	1		145755 ^d	AUGER/BOTTOM LT (MF8330/8335) ... (MF8335 AFTER SN11624)	1
08	118591 ^d	AUGER/TOP LT (MF8280/8285)	1		118600 ^d	AUGER/BOTTOM LT (MF8330/8335) ... (MF8330, MF8335 BEFORE SN11625)	1
	118598 ^d	AUGER/TOP LT (MF8330/8335)	1		31 095115	LINER/TROUGH (60") (MF8280/8285) ..	4
09	118838	LEG/AUGER	2		095115	LINER/TROUGH (60") (MF8330/8335) ..	2
10	124714	SHAFT/REAR TOP ASSY	2		095116	LINER/TROUGH (84") (MF8330/8335) ..	2
11	650502	CS 1/2X2-1/4	4		40 091914	BEARING/BALL	4
12	650503	CS 1/2X2-1/2	4		41 089867	COLLAR/LOCK	4
13	651320	CB 5/8X2	16		42 092723	BEARING/BALL	2
14	651321	CB 5/8X2-1/2	8		43 092724	COLLAR/LOCK	2
16	653021	HN 5/8	24				
17	653026	HN 3/4	8				
18	654032	LW 5/8	24				
19	360-21476	SHIM	AR				
20	119543 ^{be}	SPRING/TORSION	4				
21	142346 ^e	PADDLE/ASSY (AFTER SN8469-8285 & SN11624-8335)	4				
	118002 ^b	PADDLE/ASSY (BEFORE SN8470-8285 & SN11625-8335)	4				
22	118865 ^{ac}	KNIFE	8				
23	119791 ^{be}	SHAFT ASSY/PIVOT	4				
24	210-19530 ^a	FLN 1/2	24				
25	650494 ^{be}	CS 1/2X1	4				
26	650926 ^a	PB 1/2X1-1/2	24				
27	654009 ^{be}	FW 1/2	4				

- a) Optional on MF8280/8330.
- b) Optional on MF8285/8335.
(After SN7550 - 8285 & SN10750 - 8335)
- c) For set of 4 Knives, order 119100. See accessories page for further breakdown.
- d) See components page for further Auger breakdown.
- e) Optional on MF8285/8335.
(After SN8469 - 8285 & SN11624 - 8335)

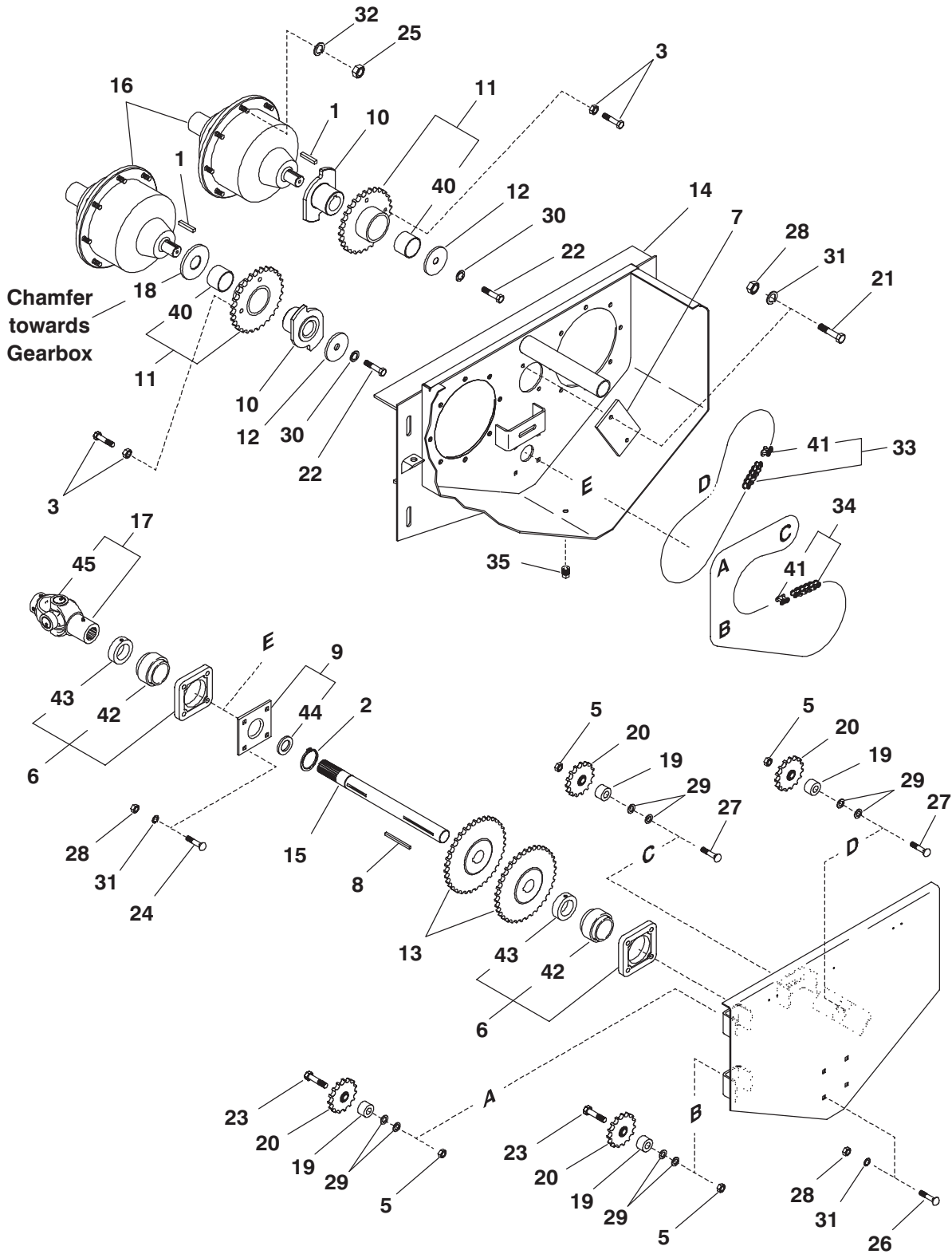
MF8280/8285/8330/8335 - AUGER DRIVES



MF8280/8285/8330/8335 - AUGER DRIVES

Ref. No.	Part No.	Description	Qty. Req.	Ref. No.	Part No.	Description	Qty. Req.
01	B11296	FW 11/32	8	18	653010	HN 3/8	18
02	064331	LN 3/4	2	19	654004	FW 5/16	15
03	091918	SPROCKET/IDLER #80X12T	2	20	654006	FW 3/8	18
04	145737	HUB/DRIVE WELDMENT	2	21	654024	LW 5/16	7
05	092752	BRACKET WELDMENT-IDLER	1	22	654026	LW 3/8	18
06	092754	PANEL/LOWER FILLER	1	23	655020	CP 3/16X1-1/2	1
07	092755	PANEL/UPPER FILLER	1	24	064260	NILN 5/16	12
08	092763	SPROCKET #80X52T	2	25	B11433A	S-HOOK	2
09	099242	BUSHING/MACHINE	AR	26	061858	BOLT/EYE 5/16X1-1/2	2
10	117004	HALF/SEALING WASHER	4	27	076090	SPRING/EXTENSION	2
11	118935	IDLER/ARM ASSY	2	28	092643	CHAIN	2
12	650568	CS 5/16X2	4	29	118936	CHAIN/ROLLER #80X107	2
13	650573	CB 5/16X1	7	30	653007	HN 5/16	2
14	650692	CS 5/16X1-3/4	8	31	654024	LW 5/16	2
15	650773	CB 3/8X1-1/2	2	32	048728	LINK/OFFSET	1
16	650786	CB 3/8X1-1/4	16	33	500195	LINK/CONNECTOR	1
17	653007	HN 5/16	7				

MF8280/8285/8330/8335 - CHAINCASE
(AFTER SN7550 - 8285 & SN10750 - 8335)

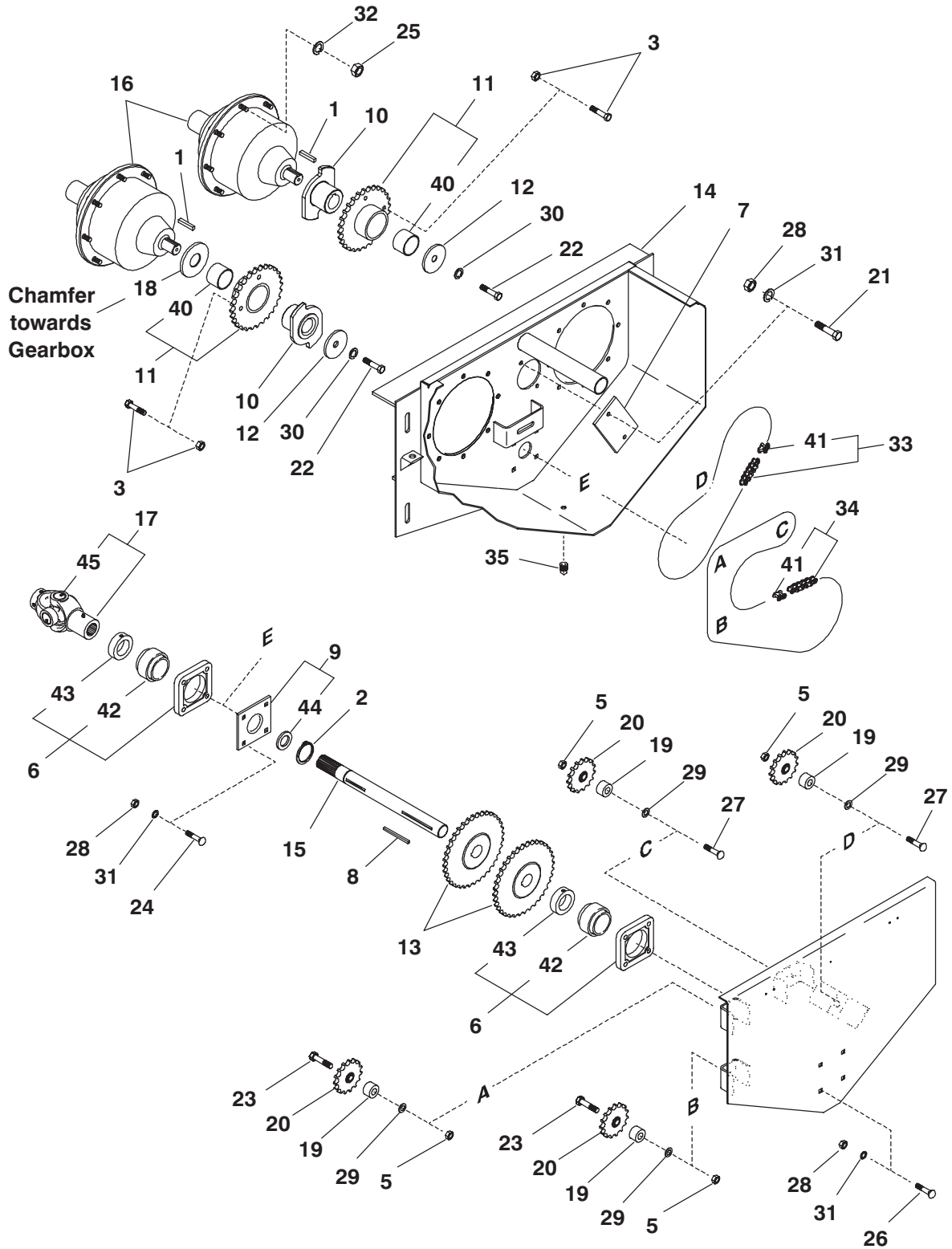


**MF8280/8285/8330/8335 - CHAINCASE
(AFTER SN7550 - 8285 & SN10750 - 8335)**

Ref. No.	Part No.	Description	Qty. Req.	Ref. No.	Part No.	Description	Qty. Req.
01	006989	KEY/SQUARE	2	24	650774	CB 1/2X2	4
02	051904	RING/RETAINING	1	25	651107	HN 9/16 (UNF) (MF8280/8330)	16
03	907727	KIT/SHEAR BOLT (8-PACK)	1		653023	HN 5/8 (MF8285/8335)	16
05	071709	LN 5/8	4	26	651324	CB 1/2X1-1/2	4
06	091912	FLANGE/BEARING ASSY	2	27	651326	CB 5/8X2-3/4 (MF8280/8330)	2
07	092733	GEAR PUMP COVER PLATE	1		651320	CB 5/8X2 (MF8285/8335)	2
08	092734	KEY 3/8 SQ X 3	1	28	653018	HN 1/2	10
09	092735	SEAL PLATE ASSY	1	29	654012	FW 5/8 (MF 8280/8330)	4
10	141680	FLANGE/SHEAR ASSY	2			FW 5/8 (MF 8285/8335)	8
11	141682	SPROCKET/28T(MF8280/8330)	2	30	654026	LW 3/8	2
	142935	SPROCKET/28T(MF8285/8335)	2	31	654030	LW 1/2	10
12	119702	FW 13/32 HT	2	32	654056	LW 9/16 (MF8280/8330)	16
13	119703	SPROCKET/60B36	2		654032	LW 5/8 (MF8285/8335)	16
14	119713	CHAIN/CASE WELDMENT	1	33	053844	CHAIN/ROLLER #60X74 LINKS	1
15	119722	SHAFT/INPUT	1	34	058481	CHAIN/ROLLER #60X118 LINKS	1
16	119726 _a	GEARBOX/MODEL 8 (MF8280/8330) ...	2	35	660004	PLUG/PIPE 1/2 SQ HD	1
	119798 _a	GEARBOX/MODEL 9 (MF8285/8335) ...	2	40	119701	BUSHING/BRONZE	2
17	119733	JOINT/UNIVERSAL	1	41	500160	LINK/CONNECTOR	2
18	119794	FW 1-17/32 HT	1	42	083666	BEARING/BALL	2
19	119810	SPACER (MF8280/8330 ONLY)	4	43	076082	COLLAR/LOCK	2
20	124773	SPROCKET/IDLER ASSY	4	44	091884	SEAL/OIL	1
21	650494	CS 1/2X1	2	45	045327	KIT/CROSS	1
22	650533	CS 3/8X1-1/2	2				
23	650572	CS 5/8X2-3/4 (MF8280/8330)	2				
	650647	CS 5/8X2 (MF8285/8335)	2				

a) See Gearbox Component pages for breakdown.

MF8280/8285/8330/8335 - CHAINCASE
(BEFORE SN7551 - 8285 & SN10751 - 8335)

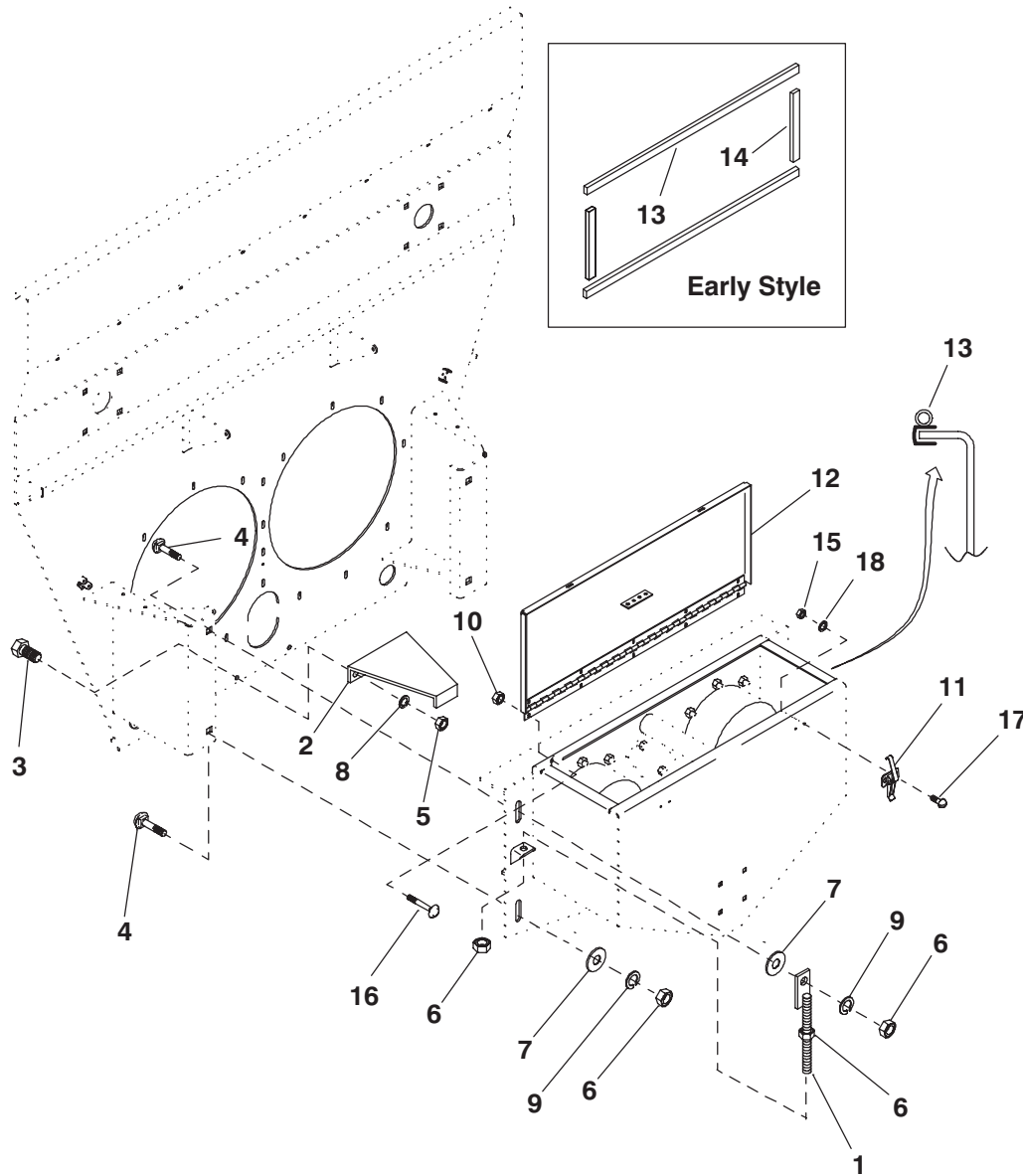


**MF8280/8285/8330/8335 - CHAINCASE
(BEFORE SN7551 - 8285 & SN10751 - 8335)**

Ref. No.	Part No.	Description	Qty. Req.	Ref. No.	Part No.	Description	Qty. Req.
01	006989	KEY/SQUARE	2	23	650572	CS 5/8X2	2
02	051904	RING/RETAINING	1	24	650774	CB 1/2X2	4
03	904400	KIT/SHEAR BOLT (8-PACK)	1	25	651107	HN 9/16 (UNF)	16
05	071709	LN 5/8	4	26	651324	CB 1/2X1-1/2	4
06	091912	FLANGE/BEARING ASSY	2	27	651326	CB 5/8X2-3/4	2
07	092733	GEAR PUMP COVER PLATE	1	28	653018	HN 1/2	10
08	092734	KEY 3/8 SQ X 3	1	29	654012	FW 5/8	4
09	092735	SEAL PLATE ASSY	1	30	654026	LW 3/8	2
10	119695	FLANGE/SHEAR ASSY	2	31	654030	LW 1/2	10
11	119698	SPROCKET/SHEAR ASSY 28T	2	32	654056	LW 9/16	16
12	119702	FW 13/32 HT	2	33	053844	CHAIN/ROLLER #60X74 LINKS	1
13	119703	SPROCKET/60B36	2	34	058481	CHAIN/ROLLER #60X118 LINKS	1
14	119713	CHAIN CASE WELDMENT	1	35	660004	PLUG/PIPE 1/2 SQ HD	1
15	119722	SHAFT/INPUT	1	40	119701	BUSHING/BRONZE	2
16	119726 _a	GEARBOX/MODEL 8	2	41	500160	LINK/CONNECTOR	2
17	119733	JOINT/UNIVERSAL	1	42	083666	BEARING/BALL	2
18	119794	FW 1-17/32 HT	1	43	076082	COLLAR/LOCK	2
19	119810	SPACER	4	44	091884	SEAL/OIL	1
20	124773	SPROCKET/IDLER ASSY	4	45	045327	KIT/CROSS	1
21	650494	CS 1/2X1	2				
22	650533	CS 3/8X1-1/2	2				

a) See Gearbox Component pages for breakdown.

MF8280/8285/8330/8335 - CHAINCASE MOUNTING & COVER

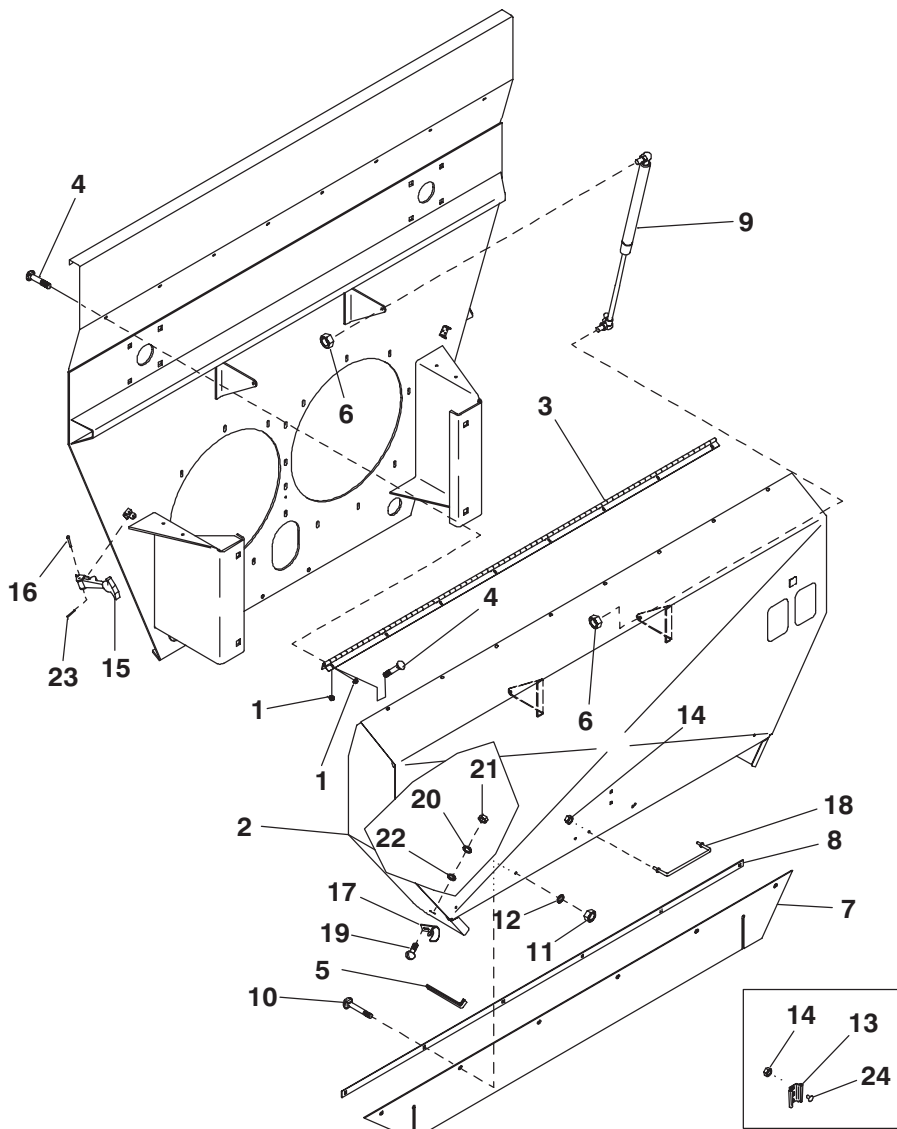


Ref. No.	Part No.	Description	Qty. Req.
01	092667	BRACKET/ADJUSTMENT ASSY	2
02	110201	STAND-OFF ASSY	1
03	650495	CS 1/2X1-1/4	2
04	651319	CB 3/4X1-3/4	4
05	653018	HN 1/2	2
06	653026	HN 3/4	8
07	654014	FW 3/4	4
08	654030	LW 1/2	2
09	654034	LW 3/4	4
10	070634	FLN 1/4	5

Ref. No.	Part No.	Description	Qty. Req.
11	079878	LATCH	2
12	119712 _a	COVER/CHAIN CASE ASSY	1
13	144455	TRIM/SEAL (LATER STYLE)	1
	119710 _b	SEAL/COVER (EARLY STYLE)	2
14	119711 _b	SEAL/COVER (EARLY STYLE)	2
15	650627	HN #12-24	4
16	650758	CB 1/4X3/4	5
17	650812	RHMS 12-24X1/2	4
18	650813	LW #12	4

a) Includes 091438 & 093457 Decals and 144455 Trim Seal.
 b) Replaced by 144455 Trim Seal.

MF8280/8285/8330/8335 - AUGER DRIVE COVER

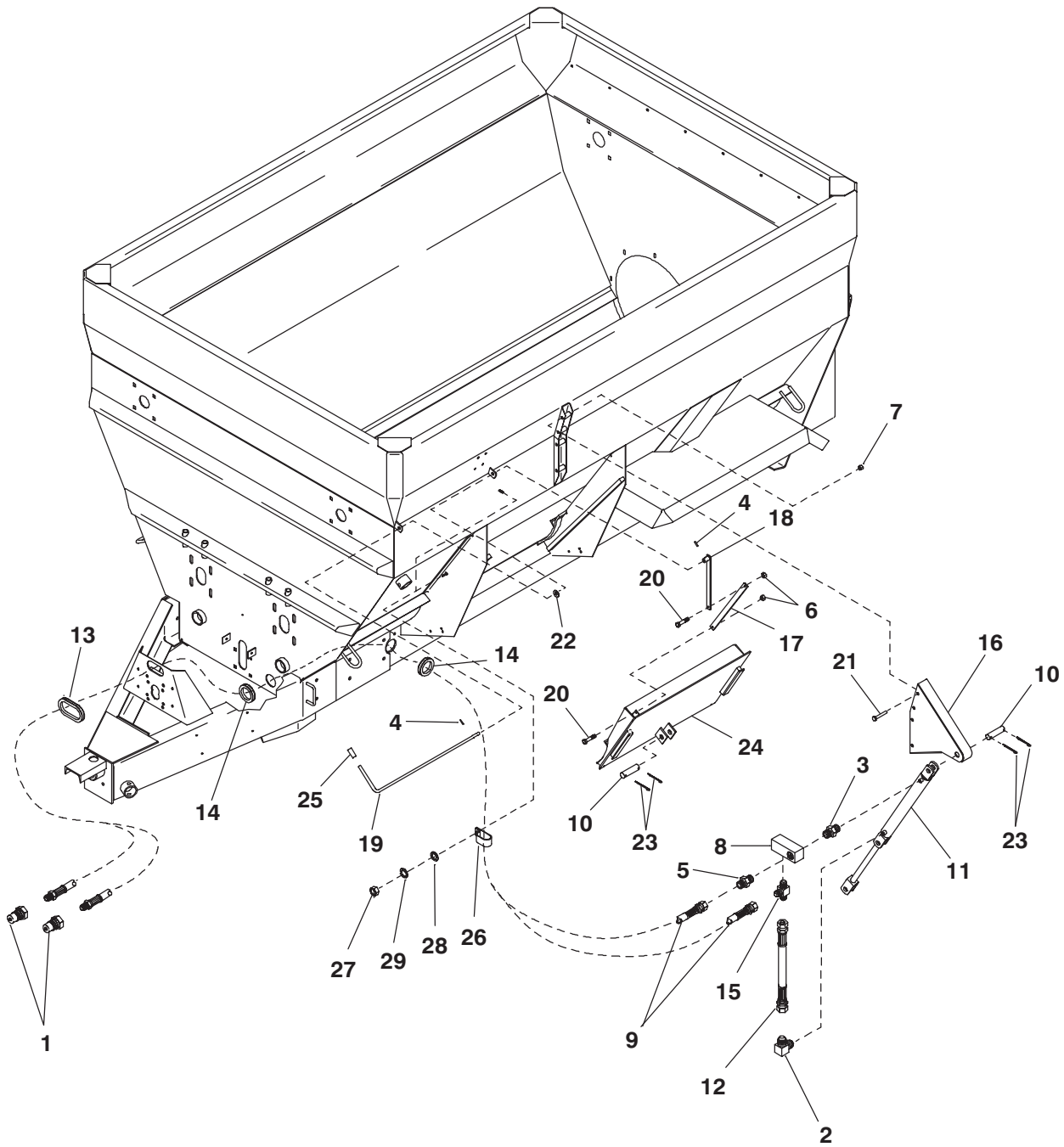


**Before SN4534-8280, SN8470-8285,
SN6521-8330 & SN11625-8335.**

Ref. No.	Part No.	Description	Qty. Req.	Ref. No.	Part No.	Description	Qty. Req.
01	070634	FLN 1/4	16	14	070648	FLN 5/16	4
02	119796 ^a	SHIELD/REAR	1	15	091899	HOOK/RUBBER	2
03	118891	HINGE/SHIELD	1	16	092665	PIN/CLEVIS 3/16X1-5/8	2
04	650771	CB 1/4X1/2	16	17	111421	CLEVIS/BRACKET	2
05	068960	TRIM 12"	2	18	119664	HANDLE/LIFT	1
06	071701	LN 5/16	4	19	650548	RHMS 10-24X1/2	4
07	119485	FLAP/SHIELD	1	20	650549	LW #10	4
08	119486	STRAP/BELT	1	21	650550	HN #10-24	4
09	119706	SPRING/GAS	2	22	650584	FW #10	4
10	650758	CB 1/4X3/4	6	23	650590	CP 1/16X1/2	2
11	653005	HN 1/4	6	24	650969	CB 5/16X5/8	2
12	654022	LW 1/4	6				
13	047269	SOCKET/SIGN MOUNTING	1				

a) Includes 091438, 091442 & 093366 Decals.

MF8280/8285/8330/8335 - DISCHARGE DOOR & HYDRAULICS

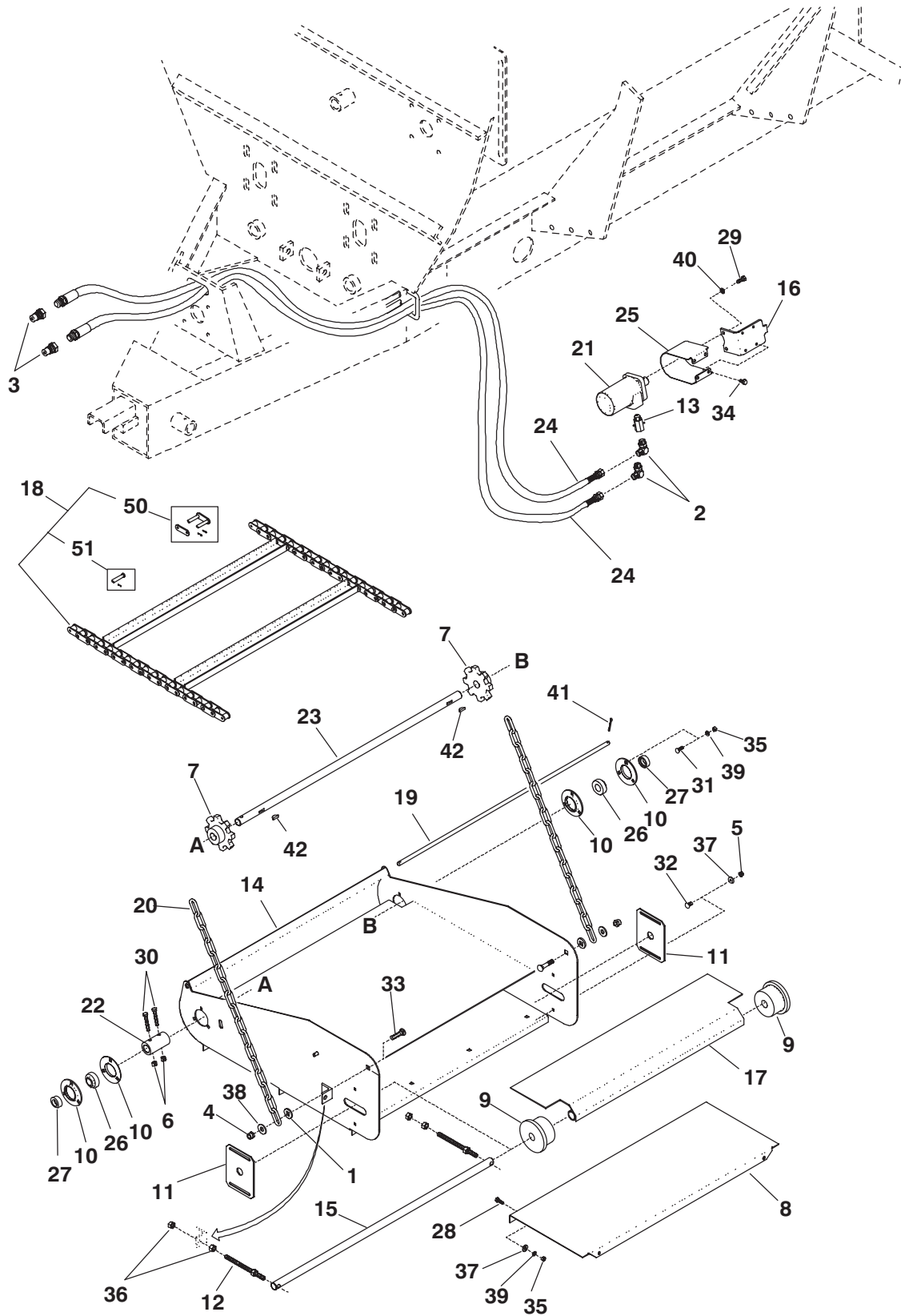


MF8280/8285/8330/8335 - DISCHARGE DOOR & HYDRAULICS

Ref. No.	Part No.	Description	Qty. Req.	Ref. No.	Part No.	Description	Qty. Req.
01	056080	QUICK-DISCONNECT (MALE)	2	17	118925	LINK/INDICATOR LOWER	1
02	057650	ELBOW/HYD FITTING 90 DEG	1	18	118928	LINK/INDICATOR UPPER	1
03	057653	UNION/HYD FITTING	1	19	118933	ROD/PIVOT 8285	1
04	057864	PIN/SPRING	2		118948	ROD/PIVOT 8335	1
05	062889	UNION/HYD FITTING	1	20	650487	CS 5/16X1	2
06	071701	LN 5/16	2	21	650644	CS 1/2X3	4
07	071706	LN 1/2	4	22	654009	FW 1/2	1
08	091889	VALVE/HYDRAULIC RELIEF	1	23	655020	CP 3/16X1-1/2	4
09	091895	HOSE/ASSY	2	24	118901	DOOR/DISCHARGE	1
10	092642	HINGE PIN/DOOR	2	25	119493	CAP/VINYL	1
11	093759 ^a	CYLINDER/HYDRAULIC 2 X 20	1	26	067880	CLAMP/HOSE	2
12	094472	HOSE/ASSY	1	27	653005	HN 1/4	2
13	113012	TRIM	1	28	654002	FW 1/4	2
14	113013	TRIM	2	29	654022	LW 1/4	2
15	113109	TEE/HYDRAULIC FITTING	1				
16	118886	BRACKET/CYLINDER	1				

a) See Hydraulic Cylinder Components page.

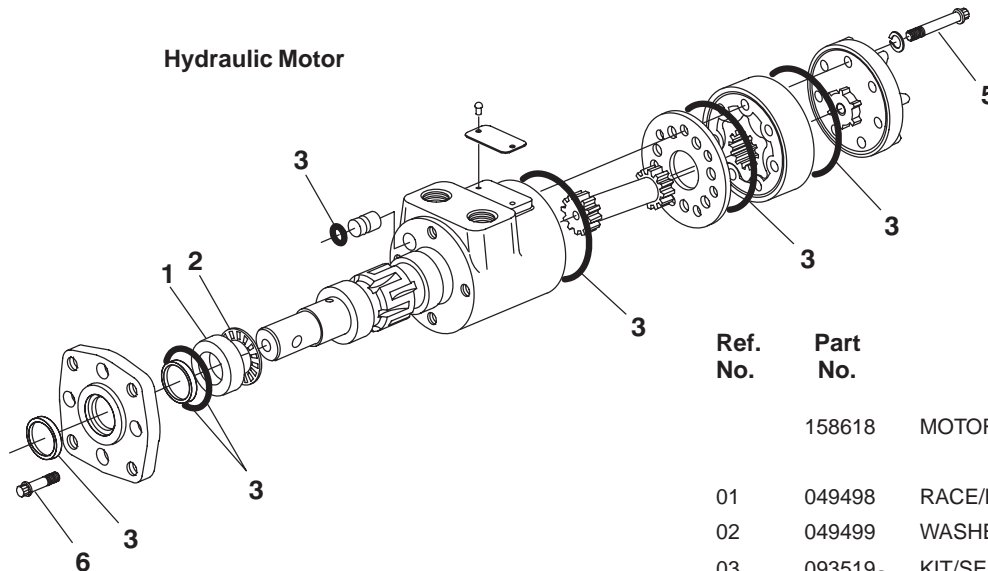
MF8285/8335 - ONE-PIECE SHORT DISCHARGE CONVEYOR (AFTER SN8604 - 8285 & SN11833 - 8335)



MF8285/8335 - ONE-PIECE SHORT DISCHARGE CONVEYOR (AFTER SN8604 - 8285 & SN11833 - 8335)

Ref. No.	Part No.	Description	Qty. Req.	Ref. No.	Part No.	Description	Qty. Req.
01	048459	FW 17/32	6	23	158630	SHAFT/CONVEYOR	1
02	054816	ELBOW/90 DEG STR THD	2	24	158649	HOSE/ASSY	2
03	056080	QUICK-DISCONNECT (MALE)	2	25	158661	SHIELD/SHAFT	1
04	068034	NILN 1/2	2	26	520063	BEARING/BALL	2
05	071701	LN 5/16	4	27	520084	COLLAR/BEARING	2
06	071703	LN 3/8	2	28	650487	CS 5/16X1	4
07	091893	SPROCKET/A550X8T	2	29	650490	CS 3/8X1	2
08	092604	DUMP PLATE/CONVEYOR	1	30	650535	CS 3/8X2-1/4	2
09	154193	GUIDE/CHAIN	2	31	650573	CB 5/16X1	6
10	154206	RETAINER/BEARING	4	32	650687	CB 5/16X3/4	4
11	154347	PLATE/SLIDE	2	33	650774	CB 1/2X2	2
12	154362	ROD/ADJUSTMENT	2	34	650985	TCS 5/16X3/4	4
13	155823	VALVE/LINE CHECK	1	35	653007	HN 5/16	10
14	156674	CONVEYOR/WELDMENT	1	36	653018	HN 1/2	4
15	157732	SHAFT/IDLER	1	37	654004	FW 5/16	8
16	157795	SUPPORT/MOTOR	1	38	654009	FW 1/2	2
17	157811	PLATE/FLOOR	1	39	654024	LW 5/16	10
18	157813	CHAIN/CONVEYOR	1	40	654026	LW 3/8	2
19	157858	ROD/PIVOT	1	41	655020	CP 3/16X1-1/2	2
20	158615	CHAIN 7/0X17 LINKS	2	42	650513	KEY/WOODRUFF 1/4X1	2
21	158618 _a	MOTOR/HYDRAULIC	1	50	081311	CONNECTOR/PLAIN	AR
22	158619	COUPLER/SHAFT	1	51	500209	PIN/CONNECTOR (10 PACK)	AR

a) See breakdown below.

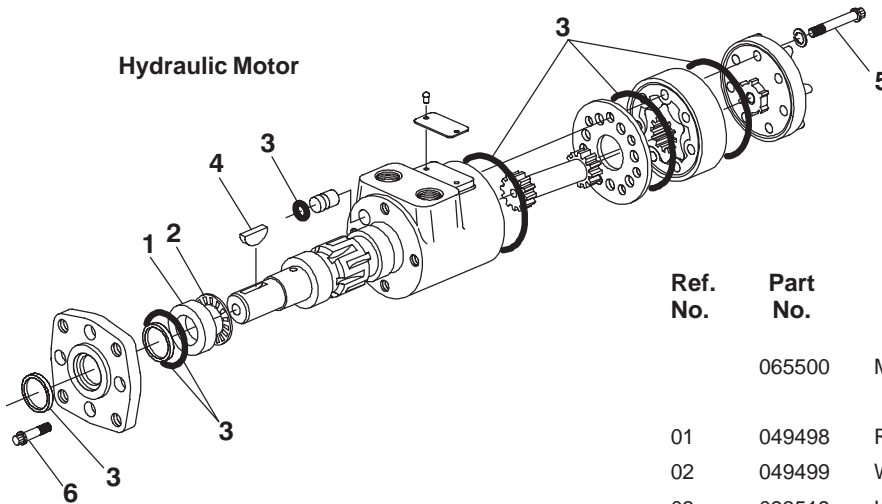


Ref. No.	Part No.	Description	Qty. Req.
	158618	MOTOR/HYDRAULIC	1
		CONSISTS OF:	
01	049498	RACE/BEARING	1
02	049499	WASHER/THRUST	1
03	093519 _a	KIT/SEAL	1
05	650373	12-PT CS 5/16X1-3/4 NF	7
06	650927	12-PT CS 5/16X7/8 NF	4

a) The Seal Kit includes all required Seals, O-Rings, sealant and an instruction sheet.

MF8280/8285/8330/8335 - ONE-PIECE DISCHARGE CONVEYOR

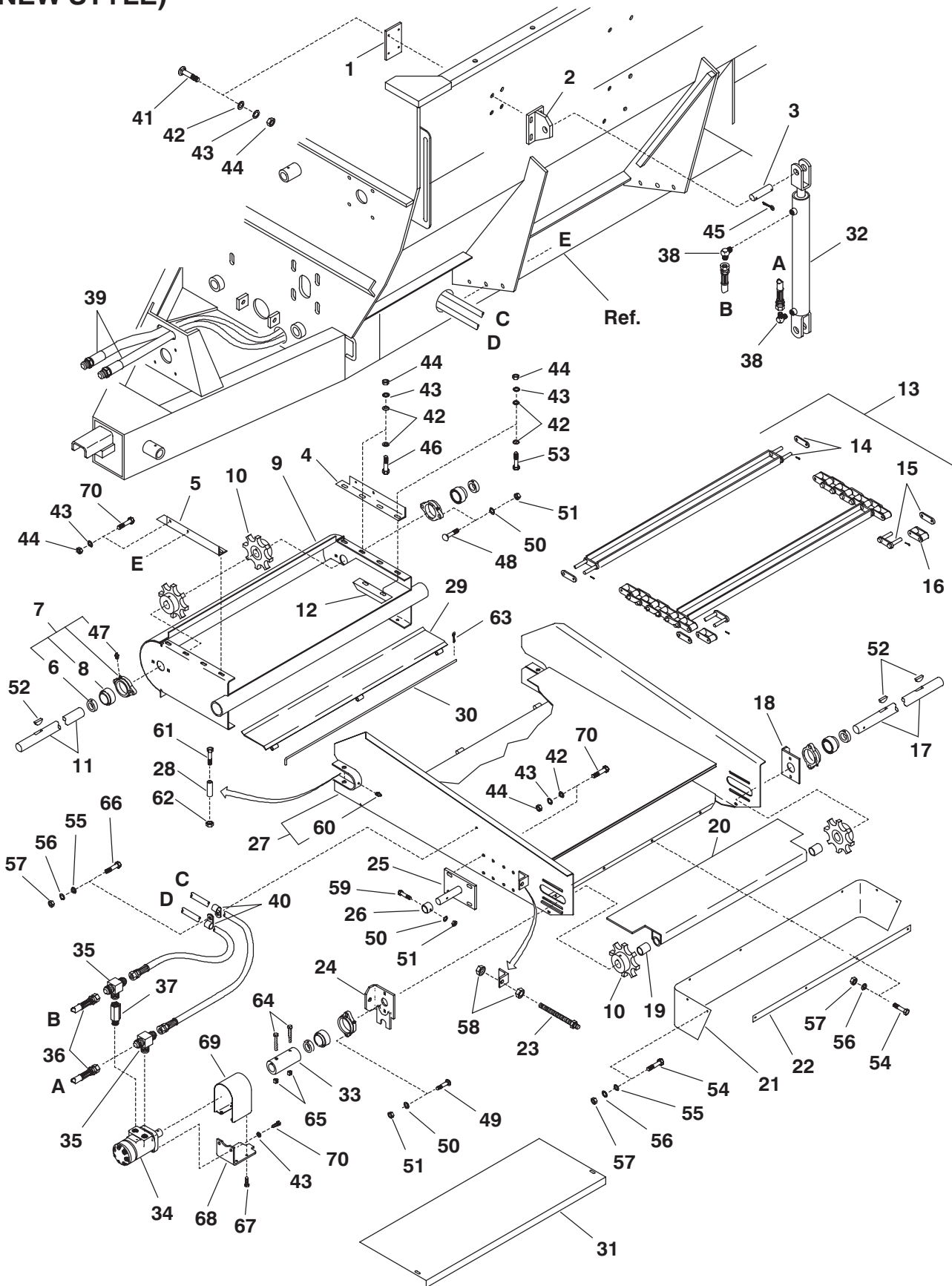
Ref. No.	Part No.	Description	Qty. Req.	Ref. No.	Part No.	Description	Qty. Req.
01	092602	STRAP/DEFLECTOR	1	24	067457	VALVE/HYDRAULIC CHECK (1/2 DIA)	1
02	092603	DEFLECTOR/BELT	1	25	091897	HOSE 135" LONG	2
03	091892	BUSHING	2	28	650487	CS 5/16X1	4
04	091893	SPROCKET/8T	4	29	650490	CS 3/8X1	10
05	092610	ADJ. FLOOR PLATE ASSY	1	35	653007	HN 5/16	12
06	520084	COLLAR/LOCK	4	36	653018	HN 1/2	4
07	091923	FLANGE/BEARING (INCL 6 & 8)	4	37	654004	FW 5/16	4
08	042903	BEARING/BALL	4	39	654024	LW 5/16	12
09	092601	BEARING ADJ. PLATE	2	40	654026	LW 3/8	10
10	092600	THREADED ROD	2	42	650513	KEY/WOODRUFF 1/4X1	5
11	092611	CONVEYOR SHAFT-UPPER	1	50	650448	CS 1/4X3/4	8
12	092605	CONVEYOR	1	51	653005	HN 1/4	8
13	092604	DUMP PLATE/CONVEYOR	1	52	654022	LW 1/4	8
14	092606	SHAFT/CONVEYOR	1	53	654002	FW 1/4	4
15	091886	LINK/HALF	AR	54	570014	FITTING/GREASE	2
16	092779	LINK/STEEL W/PINS	AR	55	570009	FITTING/GREASE	4
17	092608	SLAT W/LINK & PINS	6	56	650781	CB 5/16X1-1/2	8
18	092607	CONVEYOR/CHAIN ASSY	1	57	654006	FW 3/8	6
19	091908	COUPLER/CONVEYOR DRIVE SHAFT	1	58	653010	HN 3/8	6
21	092619	HYD MOTOR MOUNT	1	59	650201	SHSS 5/16X5/16	2
22	065500 ^a	MOTOR/HYDRAULIC	1	a) See breakdown below.			
23	058654	ELBOW/HYD FITTING 90 DEG	2				



Ref. No.	Part No.	Description	Qty. Req.
	065500	MOTOR/HYDRAULIC	1
		CONSISTS OF:	
01	049498	RACE/BEARING	1
02	049499	WASHER/THRUST	1
03	093519 ^a	KIT/SEAL	1
04	650513	KEY/WOODRUFF 1/4X1	1
05	650373	12-PT CS 5/16X1-3/4 NF	7
06	650927	12-PT CS 5/16X7/8 NF	4

a) The Seal Kit includes all required Seals, O-Rings, sealant and an instruction sheet.

MF8280/8285/8330/8335 - TWO-PIECE DISCHARGE CONVEYOR (NEW STYLE)



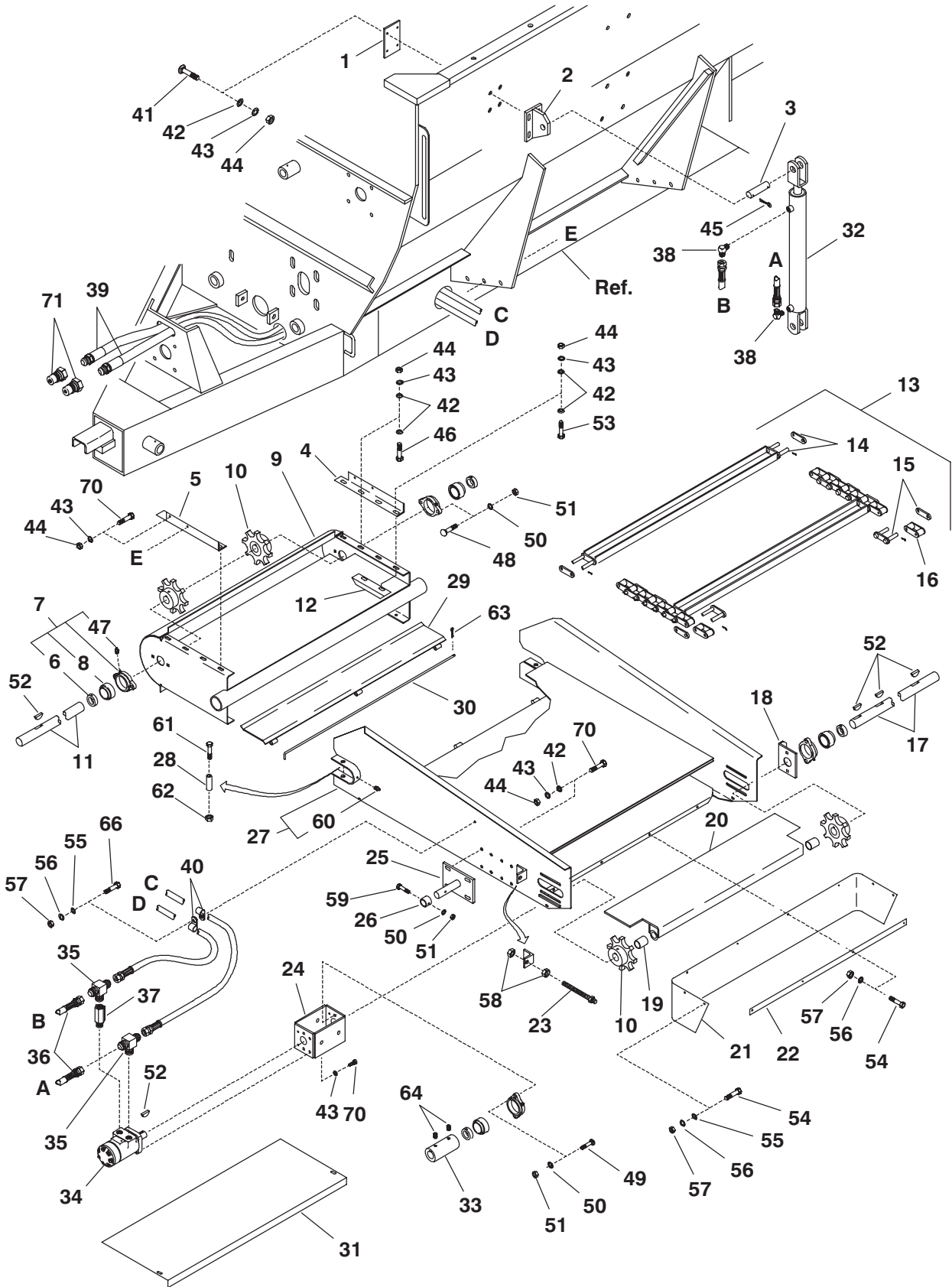
MF8280/8285/8330/8335 - TWO-PIECE DISCHARGE CONVEYOR (NEW STYLE)

Ref. No.	Part No.	Description	Qty. Req.	Ref. No.	Part No.	Description	Qty. Req.
01	092626	BACKING PLATE CONV. CYL.	1	37	155823	VALVE/HYDRAULIC CHECK	1
02	092621	BRACKET/CYLINDER LIFT	1	38	062405	ELBOW/MALE 1/2	2
03	092622	PIN/CYLINDER HINGE	1	39	092632	HOSE/ASSY 195"	2
04	092628	MOUNT/CONVEYOR RT	1	40	048967	CLAMP/INSULATED HOSE	2
05	092629	MOUNT/CONVEYOR LT	1	41	650773	CB 3/8X1-1/2	4
06	520084	COLLAR/BEARING	4	42	654006	FW 3/8	24
07	091923	FLANGE/BEARING ASSY	4	43	654026	LW 3/8	22
08	042903	BEARING	4	44	653010	HN 3/8	20
09	092615	CONVEYOR/LOWER	1	45	655022	CP 3/16X1-3/4	2
10	091893	SPROCKET/8T	4	46	650491	CS 3/8X1-1/4	4
11	092616	DRIVE SHAFT/LOWER CONV.	1	47	570009	FITTING/GREASE	4
12	092623	GUIDE/CHAIN	2	48	650745	CB 5/16X1-1/4	4
13	092634	CONVEYOR/CHAIN ASSY	1	49	650781	CB 5/16X1-1/2	4
14	092608	SLAT W/LINK & PINS	9	50	654024	LW 5/16	9
15	092779	LINK/STEEL W/PINS	AR	51	653007	HN 5/16	9
16	091886	LINK/HALF	AR	52	650513	KEY/WOODRUFF 1/4X1	3
17	158653	DRIVE SHAFT/UPPER	1	53	650533	CS 3/8X1-1/2	4
18	092601	BEARING/ADJ. PLATE	1	54	650448	CS 1/4X3/4	8
19	091892	BUSHING	2	55	654002	FW 1/4	6
20	092610	PLATE/ADJ. FLOOR ASSY	1	56	654022	LW 1/4	9
21	092603	DEFLECTOR/BELT	1	57	653005	HN 1/4	9
22	092602	STRAP/DEFLECTOR	1	58	653018	HN 1/2	4
23	092600	ROD/THREADED	2	59	650692	CS 5/16X1-3/4	1
24	158663	PLATE/ADJUSTMENT	1	60	570014	FITTING/GREASE	2
25	092618	SUPPORT/CYLINDER	1	61	650594	CS 1/2X3-1/4	2
26	092627	RETAINER/CYLINDER	1	62	071706	LN 1/2	2
27	092617	CONVEYOR/UPPER	1	63	650551	CP 3/32X3/4	1
28	092625	TUBE/PIVOT RETAINER	2	64	650535	CS 3/8X2-1/4	2
29	092631	PLATE/PIVOT	1	65	071703	LN 3/8	2
30	092630	SHAFT/PIVOT	1	66	650426	CS 1/4X1-1/4	1
31	092624	BOTTOM PLATE LOWER CONV.	1	67	650985	TFS 5/16X3/4	4
32	091882 _a	CYLINDER/HYDRAULIC 2X16	1	68	157795	SUPPORT/MOTOR	1
33	158619	COUPLER/SHAFT	1	69	158661	SHIELD/SHAFT	1
34	158618 _b	MOTOR/HYDRAULIC	1	70	650490	CS 3/8X1	10
35	110216	FITTING/TEE	2				
36	062404	HOSE/HYDRAULIC	2				

a) For breakdown, see 'Hydraulic Cylinders' page.

b) For breakdown, see 'One-Piece Short Discharge Conveyor' page.

MF8280/8285/8330/8335 - TWO-PIECE DISCHARGE CONVEYOR (OLD STYLE)



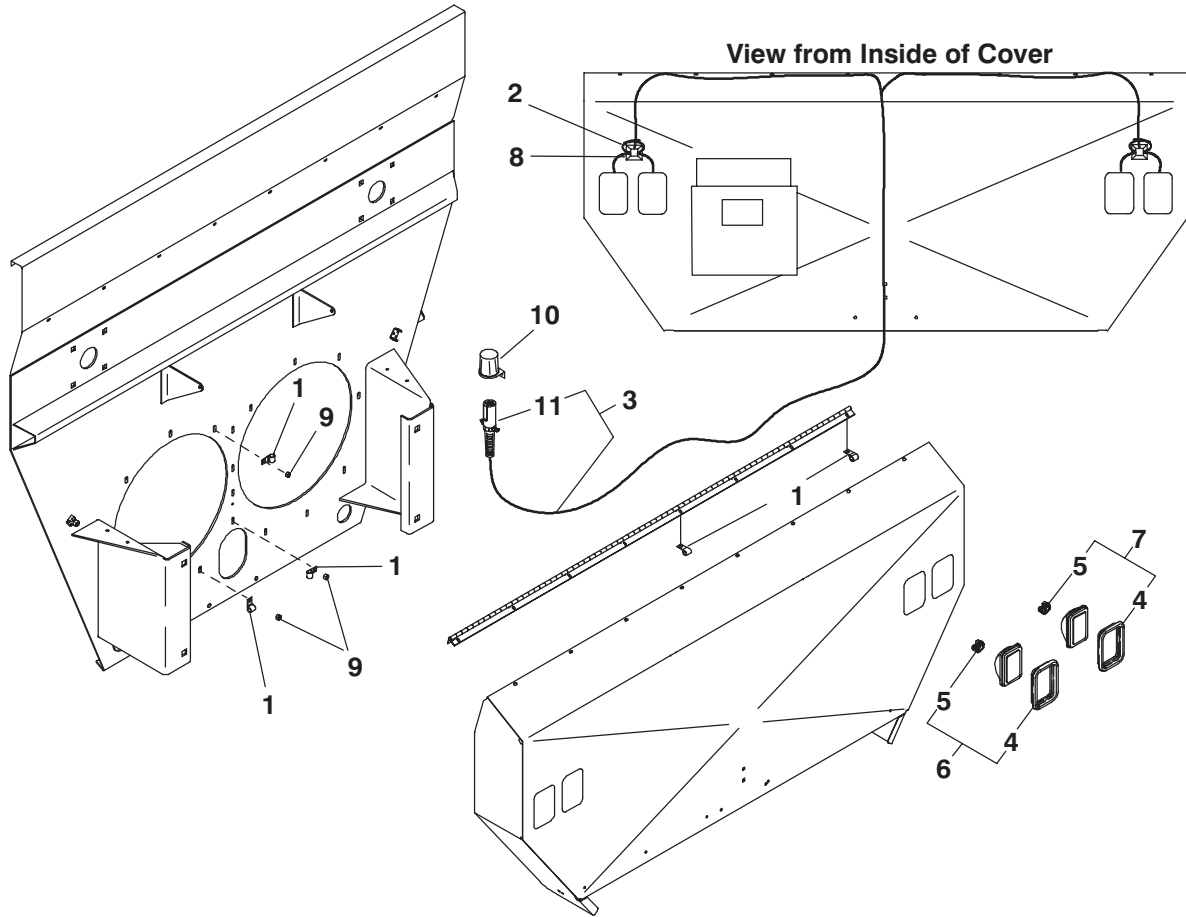
MF8280/8285/8330/8335 - TWO-PIECE DISCHARGE CONVEYOR (OLD STYLE)

Ref. No.	Part No.	Description	Qty. Req.	Ref. No.	Part No.	Description	Qty. Req.
01	092626	BACKING PLATE CONV. CYL.	1	35	067769	FITTING/TEE	2
02	092621	BRACKET/CYLINDER LIFT	1	36	062404	HOSE/HYDRAULIC	2
03	092622	PIN/CYLINDER HINGE	1	37	067457	VALVE/HYDRAULIC CHECK	1
04	092628	MOUNT/CONVEYOR RT	1	38	062405	ELBOW/MALE 1/2	2
05	092629	MOUNT/CONVEYOR LT	1	39	092632	HOSE/ASSY 195"	2
06	520084	COLLAR/BEARING	4	40	048967	CLAMP/INSULATED HOSE	2
07	091923	FLANGE/BEARING ASSY	4	41	650773	CB 3/8X1-1/2	4
08	042903	BEARING	4	42	654006	FW 3/8	24
09	092615	CONVEYOR/LOWER	1	43	654026	LW 3/8	24
10	091893	SPROCKET/8T	4	44	653010	HN 3/8	20
11	092616	DRIVE SHAFT/LOWER CONV.	1	45	655022	CP 3/16X1-3/4	2
12	092623	GUIDE/CHAIN	2	46	650491	CS 3/8X1-1/4	4
13	092634	CONVEYOR/CHAIN ASS'Y	1	47	570009	FITTING/GREASE	4
14	092608	SLAT W/LINK & PINS	9	48	650745	CB 5/16X1-1/4	4
15	092779	LINK/STEEL W/PINS	AR	49	650781	CB 5/16X1-1/2	4
16	091886	LINK/HALF	AR	50	654024	LW 5/16	9
17	092620	DRIVE SHAFT/UPPER	1	51	653007	HN 5/16	9
18	092601	BEARING/ADJ. PLATE	1	52	650513	KEY/WOODRUFF 1/4X1	5
19	091892	BUSHING	2	53	650533	CS 3/8X1-1/2	4
20	092610	PLATE/ADJ. FLOOR ASSY	1	54	650448	CS 1/4X3/4	8
21	092603	DEFLECTOR/BELT	1	55	654002	FW 1/4	6
22	092602	STRAP/DEFLECTOR	1	56	654022	LW 1/4	9
23	092600	ROD/THREADED	2	57	653005	HN 1/4	9
24	092619	MOUNT/MOTOR	1	58	653018	HN 1/2	4
25	092618	SUPPORT/CYLINDER	1	59	650692	CS 5/16X1-3/4	1
26	092627	RETAINER/CYLINDER	1	60	570014	FITTING/GREASE	2
27	092617	CONVEYOR/UPPER	1	61	650594	CS 1/2X3-1/4	2
28	092625	TUBE/PIVOT RETAINER	2	62	071706	LN 1/2	2
29	092631	PLATE/PIVOT	1	63	650551	CP 3/32X3/4	1
30	092630	SHAFT/PIVOT	1	64	650201	SHSS 5/16X5/16	2
31	092624	BOTTOM PLATE LOWER CONV.	1	66	650426	CS 1/4X1-1/4	1
32	091882 _a	CYLINDER/HYDRAULIC 2X16	1	70	650490	CS 3/8X1	12
33	091908	COUPLER/SHAFT	1	71	056080	QUICK-DISCONNECT (MALE)	2
34	065500 _b	MOTOR/HYDRAULIC	1				

a) For breakdown, see 'Hydraulic Motor & Cylinders' page.

b) For breakdown, see 'One-Piece Discharge Conveyor' page.

MF8280/8285/8330/8335 - TRANSPORT LIGHTS



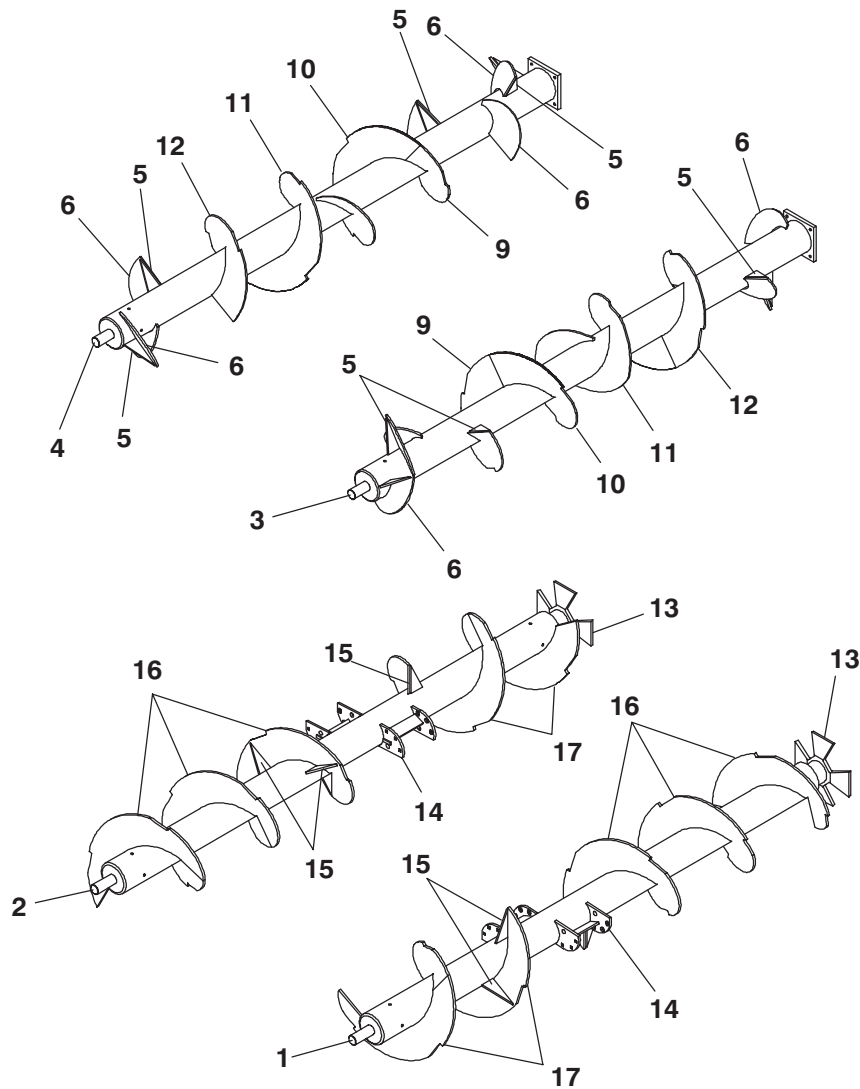
MF8280/8285/8330/8335 - TRANSPORT LIGHTS

Ref. No.	Part No.	Description	Qty. Req.	Ref. No.	Part No.	Description	Qty. Req.
01	058615	CLAMP/HOSE	7	07	119666	LIGHT ASSY/RED	2
02	074091	TIE/NYLON	2	08	125946	BASE/MOUNTING	2
03	119662	HARNESS/WARNING LIGHTS	1	09	653010	HN 3/8	3
04	119532	BEZEL/WARNING	4	10	112886 _a	HOLDER/PLUG	1
05	119533	SOCKET/WARNING	4	11	112917	PLUG/7-PIN W/CABLE PROTECTOR ...	1
06	119665	LIGHT ASSY/AMBER	2				

a) Optional accessory.

MF8280/8285/8330/8335 - COMPONENTS, AUGERS (AFTER SN8469 - 8285 & SN11624 - 8335)

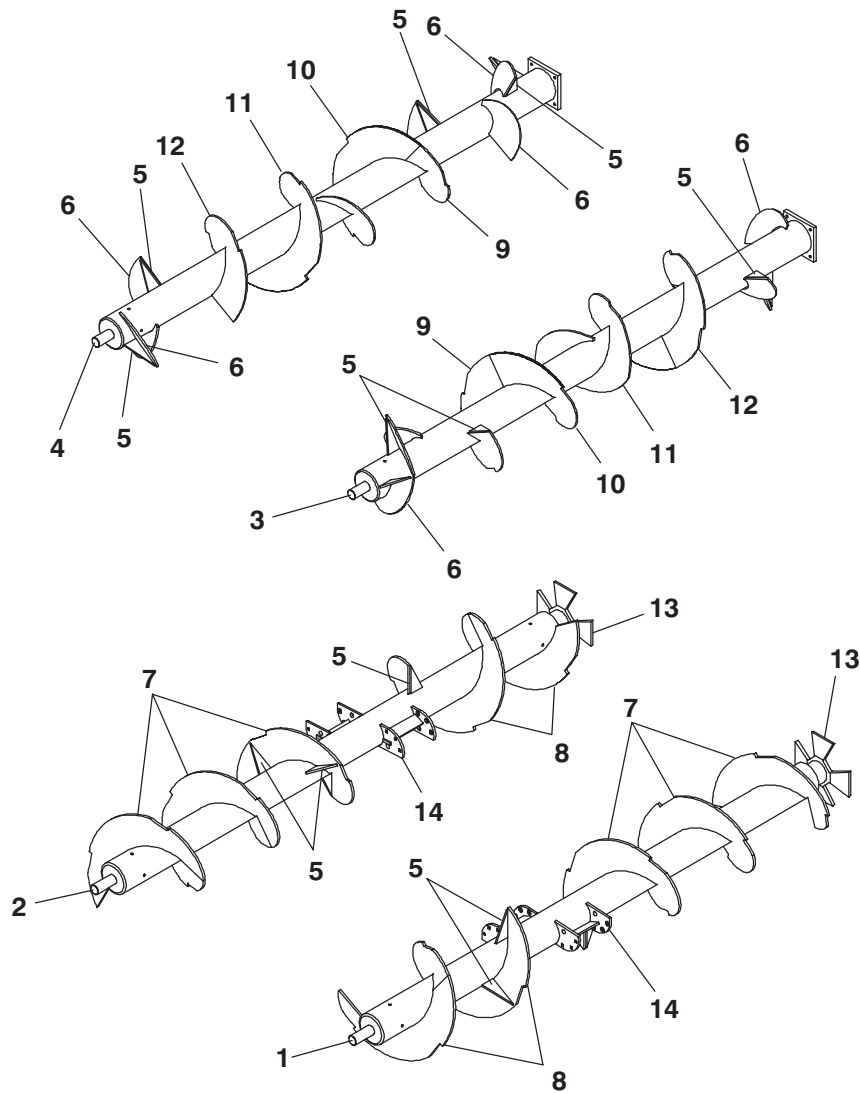
8285 Augers Shown



Ref. No.	Part No.	Description	Qty. Req.	Ref. No.	Part No.	Description	Qty. Req.
01	145766 _a	AUGER/BOTTOM LT (MF8285)	1	13	144402	STAR/AUGER DRIVE	2
	145755 _b	AUGER/BOTTOM LT (MF8335)	1	14	142336	MOUNT/ASSY	4
02	145765 _a	AUGER/BOTTOM RT (MF8285)	1	15	142354	SUPPORT/AUGER	12
	145754 _b	AUGER/BOTTOM RT (MF8335)	1	16	142334 _e	FLIGHT/NOTCHED 1/2 RH	AR
03	118591 _c	AUGER/TOP ASSY LT (MF8285)	1	17	142335 _e	FLIGHT/NOTCHED 1/2 LH	AR
	118598 _d	AUGER/TOP ASSY LT (MF8335)	1				
04	118590 _c	AUGER/TOP ASSY RT (MF8285)	1				
	118597 _d	AUGER/TOP ASSY RT (MF8335)	1				
05	124704	SUPPORT/AUGER	16				
06	124802	ARM/TOP AUGER	12				
09	118588 _e	FLIGHT/NOTCHED 3/8 RT	AR				
10	118795 _e	FLIGHT/TRIMMED 3/8 RT	2				
11	118796	FLIGHT/TRIMMED 3/8 LT	2				
12	118589	FLIGHT/NOTCHED 3/8 RT	AR				

a) The 8285 Bottom Augers each use a total of 1 of 144402, 3 of 142334, 2 of 142335, 2 of 142336 and 6 of 142354.
 b) The 8335 Bottom Augers each use a total of 1 of 144402, 4 of 142334, 3 of 142335, 2 of 142336 and 6 of 142354.
 c) The 8285 Top Augers each use a total of 1 of 118588, 1 of 118589, 1 of 118795, 1 of 118796, 8 of 124704 & 6 of 124802.
 d) The 8335 Top Augers each use a total of 2 of 118588, 2 of 118589, 1 of 118795, 1 of 118796, 8 of 124704 & 6 of 124802.
 e) The Flighting Section profile and length may have to be trimmed to be an exact replacement in the location being repaired. Use the old Flighting as a template.

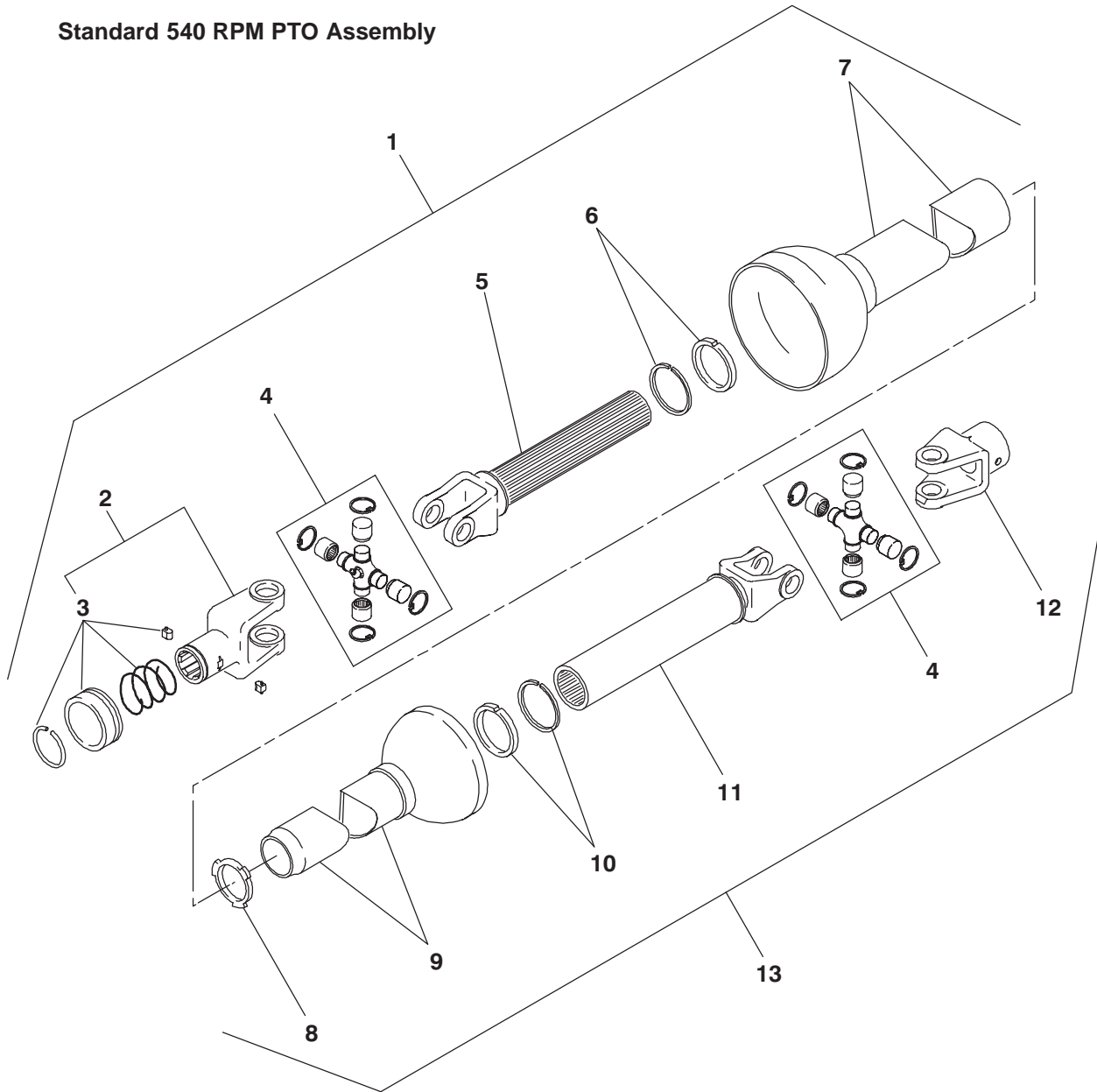
MF8280/8285/8330/8335 - COMPONENTS, AUGERS
(ALL MF8280 & MF8330, BEFORE SN8470-8285 & SN11625-8335)
 8285 Augers Shown



Ref. No.	Part No.	Description	Qty. Req.	Ref. No.	Part No.	Description	Qty. Req.
01	118595 _a	AUGER/BOTTOM LT(MF8280/8285) ...	1	11	118796	FLIGHT/TRIMMED 3/8 LT	2
	118600 _b	AUGER/BOTTOM LT(MF8330/8335) ...	1	12	118589	FLIGHT/NOTCHED 3/8 RT	AR
02	118594 _a	AUGER/BOTTOM RT(MF8280/8285) ...	1	13	094315	STAR/AUGER DRIVE	2
	118599 _b	AUGER/BOTTOM RT(MF8330/8335) ...	1	14	118839	MOUNT/ASSY.....	4
03	118591 _c	AUGER/TOP ASSY LT(MF8280/8285) ..	1	<p>a) The 8280/8285 Bottom Augers each use a total of 1 of 094315, 3 of 118592, 2 of 118593, 2 of 118839 and 6 of 124704.</p> <p>b) The 8330/8335 Bottom Augers each use a total of 1 of 094315, 4 of 118592, 3 of 118593, 2 of 118839 and 6 of 124704.</p> <p>c) The 8280/8285 Top Augers each use a total of 1 of 118588, 1 of 118589, 1 of 118795, 1 of 118796, 8 of 124704 & 6 of 124802.</p> <p>d) The 8330/8335 Top Augers each use a total of 2 of 118588, 2 of 118589, 1 of 118795, 1 of 118796, 8 of 124704 & 6 of 124802.</p> <p>e) The Flighting Section profile and length may have to be trimmed to be an exact replacement in the location being repaired. Use the old Flighting as a template.</p>			
	118598 _d	AUGER/TOP ASSY LT(MF8330/8335) ..	1				
04	118590 _c	AUGER/TOP ASSY RT(MF8280/8285) ..	1				
	118597 _d	AUGER/TOP ASSY RT(MF8330/8335) ..	1				
05	124704	SUPPORT/AUGER.....	28				
06	124802	ARM/TOP AUGER	12				
07	118592 _e	FLIGHT/NOTCHED 1/2 RT	AR				
08	118593 _e	FLIGHT/NOTCHED 1/2 LT	AR				
09	118588 _e	FLIGHT/NOTCHED 3/8 RT	AR				
10	118795 _e	FLIGHT/TRIMMED 3/8 RT	2				

MF8280/8285/8330/8335 - COMPONENTS, UNIVERSAL DRIVE (AFTER SN7550 - 8285 & SN10750 - 8335)

Standard 540 RPM PTO Assembly

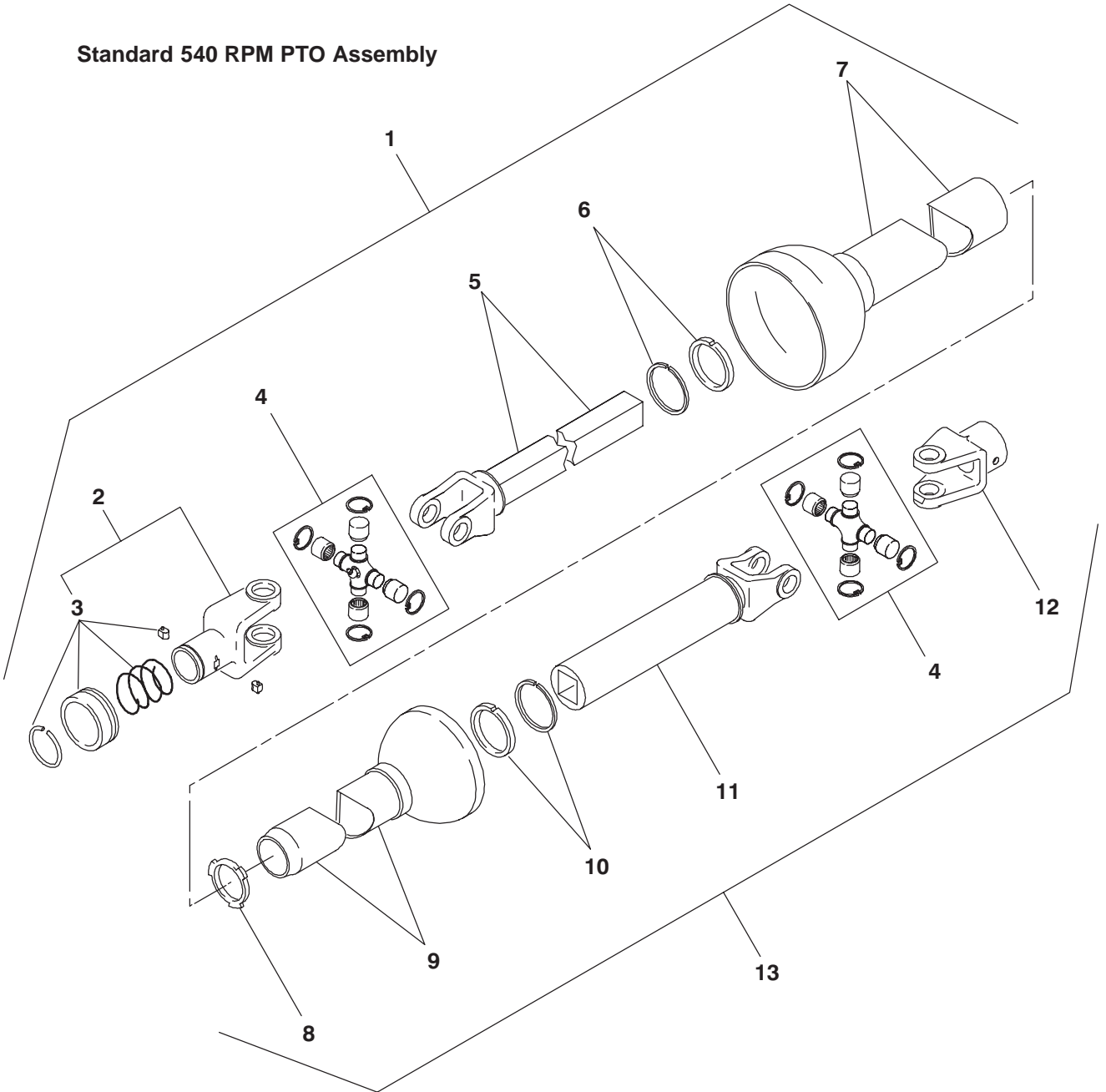


Ref. No.	Part No.	Description	Qty. Req.	Ref. No.	Part No.	Description	Qty. Req.
01	142085	PTO SHAFT/FRONT HALF	1	07	092717	GUARD/OUTER (FRONT)	1
02	065247	YOKE/SLIDE	1	08	510215	CENTRALIZER/NYLON.....	1
03	095166	KIT/SLIDE LOCK	1	09	092720	GUARD/INNER (REAR)	1
04	045857	KIT/CENTER CROSS	2	11	142088 _a	JOINT/W/SQ. TUBE	1
		(INCL 570004 GREASE FITTING)		12	081507	YOKE/IMPLEMENT	1
05	142087	JOINT/W/SQ SHAFT	1	13	142086	PTO SHAFT/REAR HALF	1
06	095130	KIT/REPAIR	2				

a) Includes 143007 Danger Decal.

**MF8280/8285/8330/8335 - COMPONENTS, UNIVERSAL DRIVE
(BEFORE SN7551 - 8285 & SN10751 - 8335)**

Standard 540 RPM PTO Assembly

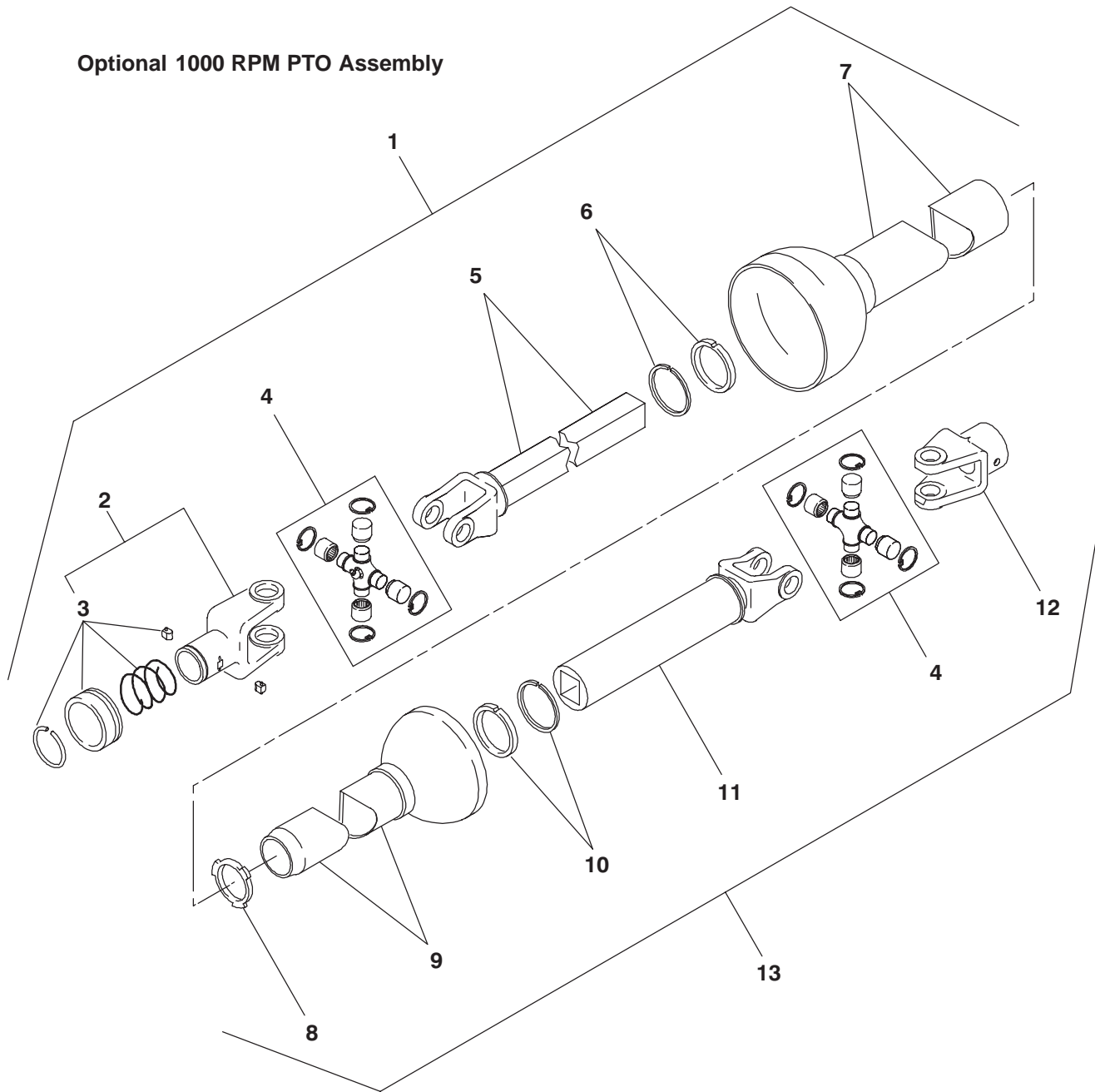


Ref. No.	Part No.	Description	Qty. Req.	Ref. No.	Part No.	Description	Qty. Req.
01	092716	PTO SHAFT/FRONT HALF	1	08	510215	CENTRALIZER/NYLON.....	1
02	065247	YOKE/SLIDE	1	09	092720	GUARD/INNER (REAR)	1
03	095166	KIT/SLIDE LOCK	1	10	095130	KIT/REPAIR	1
04	045327	KIT/CENTER CROSS	2	11	092721 _a	JOINT/W/SQ. TUBE	1
		(INCL 570009 GREASE FITTING)		12	081507	YOKE/IMPLEMENT	1
05	092718	JOINT/W/SQ SHAFT	1	13	092719	PTO SHAFT/REAR HALF	1
06	095130	KIT/REPAIR	1				
07	092717	GUARD/OUTER (FRONT)	1				

a) Includes 143007 Danger Decal.

MF8280/8285/8330/8335 - COMPONENTS, UNIVERSAL DRIVE

Optional 1000 RPM PTO Assembly

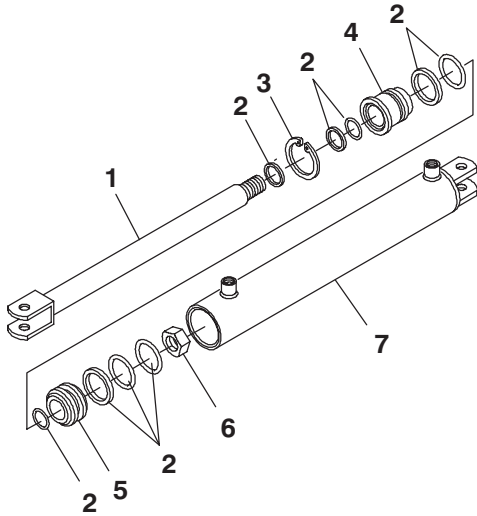


Ref. No.	Part No.	Description	Qty. Req.	Ref. No.	Part No.	Description	Qty. Req.
01	092698	PTO SHAFT/FRONT HALF	1	08	510215	CENTRALIZER/NYLON	1
02	510233	YOKE/LOCK	1	09	092720	GUARD/INNER (REAR)	1
03	095166	KIT/SLIDE LOCK	1	10	095130	KIT/REPAIR	1
04	045327	KIT/CENTER CROSS	2	11	092721 _a	JOINT/W/SQ. TUBE	1
		(INCL 570009 GREASE FITTING)		12	081507	YOKE/IMPLEMENT	1
05	092718	JOINT/W/SQ SHAFT	1	13	092719	PTO SHAFT/REAR HALF	1
06	095130	KIT/REPAIR	1				
07	092717	GUARD/OUTER (FRONT)	1				

a) Includes 143007 Danger Decal.

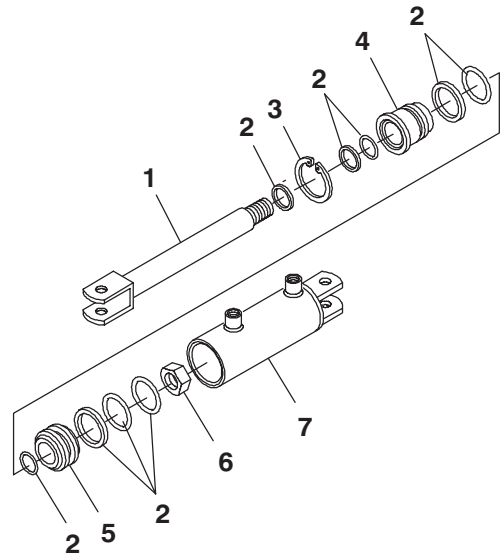
MF8280/8285/8330/8335 - HYDRAULIC CYLINDERS

Hydraulic Cylinders

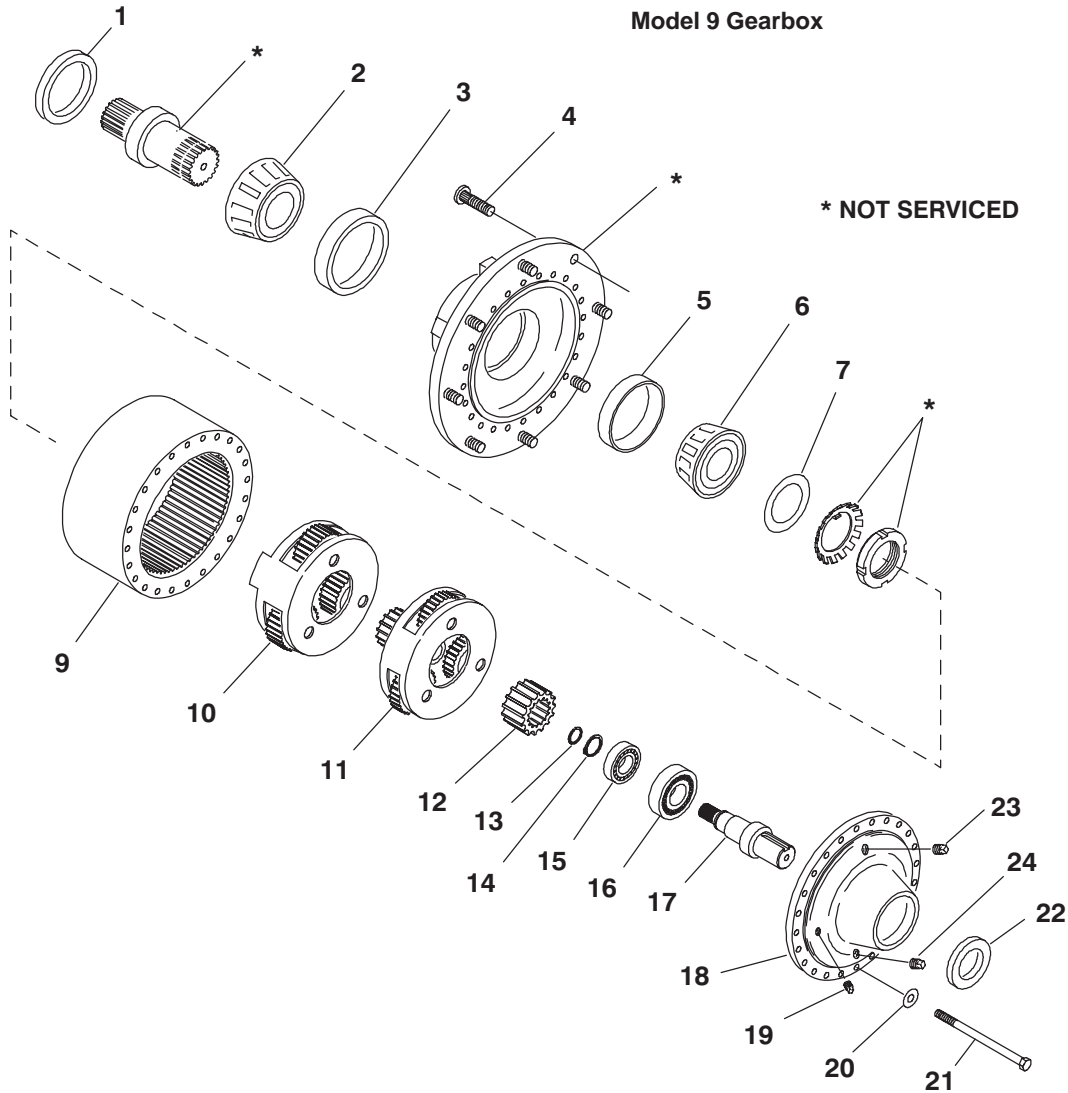


Ref. No.	Part No.	Description	Qty. Req.
	093759	CYLINDER/HYDRAULIC2X20	1
		CONSISTS OF:	
01	094387	SHAFT WITH CLEVIS	1
02	094554	KIT/SEAL	1
03	089689	RING/SNAP	1
04	094553	HEAD/HYD CYL	1
05	094552	PISTON/HYD CYL	1
06	073788	NUT/LOCK	1
07	094386	BARREL W/PORTS	1

Ref. No.	Part No.	Description	Qty. Req.
	091882	CYLINDER/HYDRAULIC2X16	1
		CONSISTS OF:	
01	094291	SHAFT & CLEVIS	1
02	089693	KIT/SEAL	1
03	089689	RING/SNAP	1
04	128372	HEAD/HYD CYL	1
05	089690	PISTON/HYD CYL	1
06	073788	NUT/LOCK	1
07	094290	BARREL/HYD CYLINDER	1

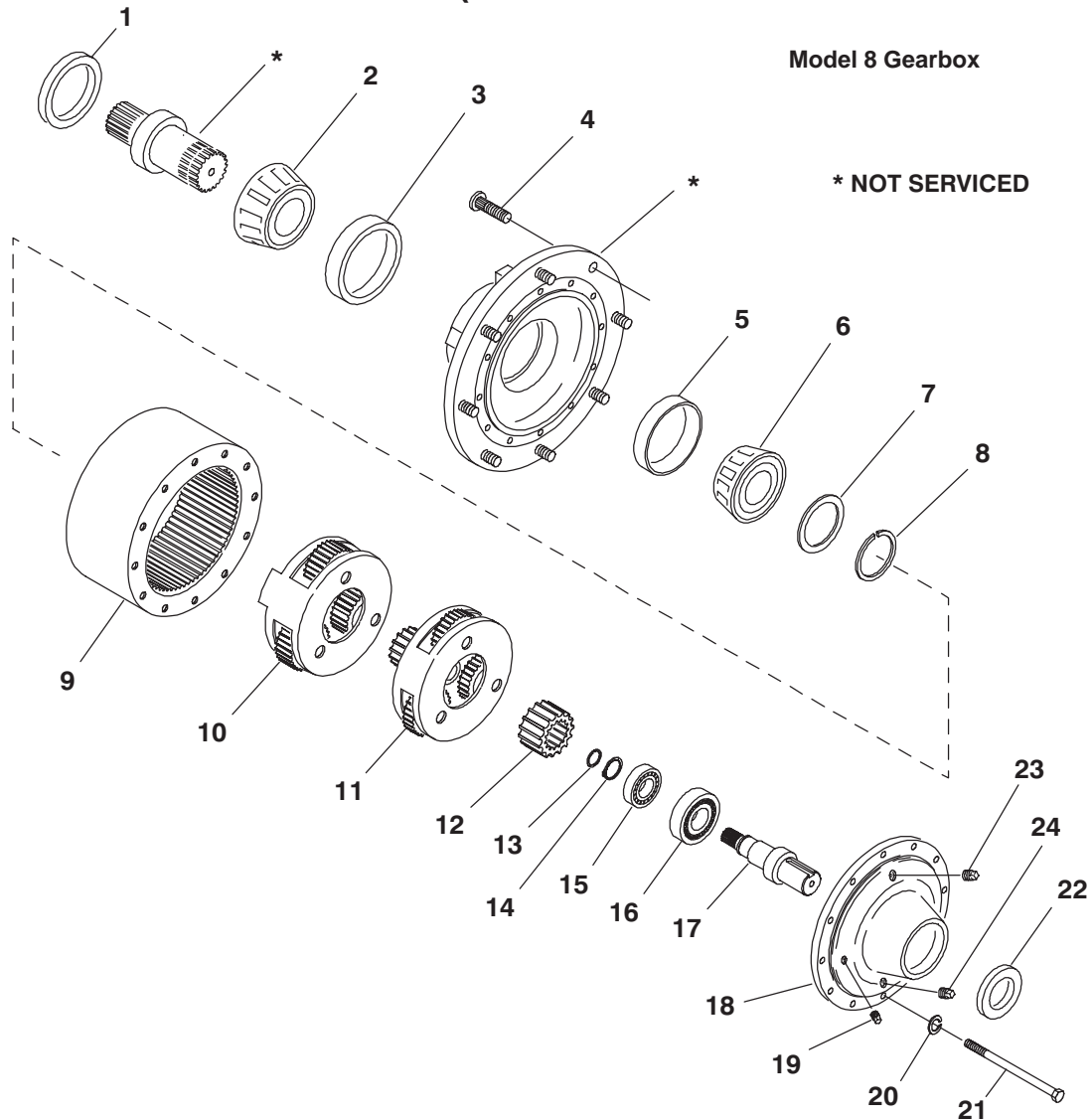


MF8280/8285/8330/8335 - COMPONENTS, GEARBOX (AFTER SN7550 - 8285 & SN10750 - 8335)



Ref. No.	Part No.	Description	Qty. Req.	Ref. No.	Part No.	Description	Qty. Req.
	119798	GEARBOX/MODEL 9	1	13	120793	RING/RETAINING	1
		CONSISTS OF:		14	120792	RING/RETAINING	1
01	094376	SEAL/OIL	1	15	120794	BEARING/CYL. ROLLER	1
02	119225	BEARING/CONE	1	16	120795	BEARING/CYL. ROLLER	1
03	119224	BEARING/CUP	1	17	119729	SHAFT/INPUT	1
04	078657	BOLT/WHEEL	8	18	142946	COVER/SHAFT INPUT	1
05	142954	BEARING/CUP	1	19	660000	PLUG/PIPE 1/8 SQ HD	2
06	142953	BEARING/CONE	1	20	089991	FW 3/8	24
07	142945	WASHER/THRUST	1	21	650892	CS 3/8X6-1/2	24
09	142949	GEAR/RING	1	22	120796	SEAL/OIL	1
10	142950	CARRIER/SECONDARY ASSY	1	23	660004	PLUG/PIPE 1/2	1
11	142948	CARRIER/PRIMARY ASSY	1	24	057569	PLUG/MAGNETIC PIPE	1
12	142947	GEAR/SUN	1				

MF8280/8285/8330/8335 - COMPONENTS, GEARBOX (BEFORE SN7551 - 8285 & SN10751 - 8335)

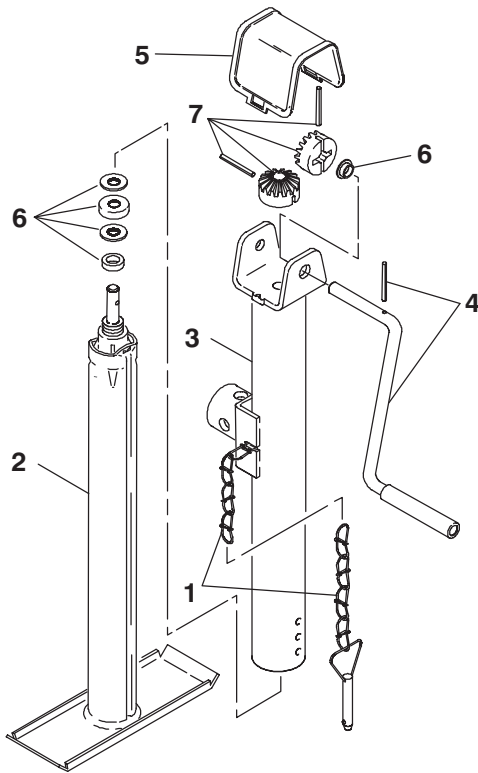


Ref. No.	Part No.	Description	Qty. Req.	Ref. No.	Part No.	Description	Qty. Req.
	119726	GEARBOX/MODEL 8	1	13	120793	RING/RETAINING	1
		CONSISTS OF:		14	120792	RING/RETAINING	1
01	094376	SEAL/OIL	1	15	120794	BEARING/CYL. ROLLER	1
02	119225	BEARING/CONE	1	16	120795	BEARING/CYL. ROLLER	1
03	119224	BEARING/CUP	1	17	119729	SHAFT/INPUT	1
04	041879	BOLT/WHEEL	8	18	119730	COVER/SHAFT INPUT	1
05	119226	BEARING/CUP	1	19	660000	PLUG/PIPE 1/8 SQ HD	2
06	119227	BEARING/CONE	1	20	089991	FW 3/8	12
07	110489	WASHER/THRUST	1	21	650605	CS 3/8X5-1/2	12
08	092938 ^a	KIT/THRUST WASHER RET	1	22	120796	SEAL/OIL	1
09	092934	GEAR/RING	1	23	660004	PLUG/PIPE 1/2	1
10	092937	CARRIER/SECONDARY ASSY	1	24	057569	PLUG/MAGNETIC PIPE	1
11	092936	CARRIER/PRIMARY ASSY	1				
12	120791	GEAR/SUN	1				

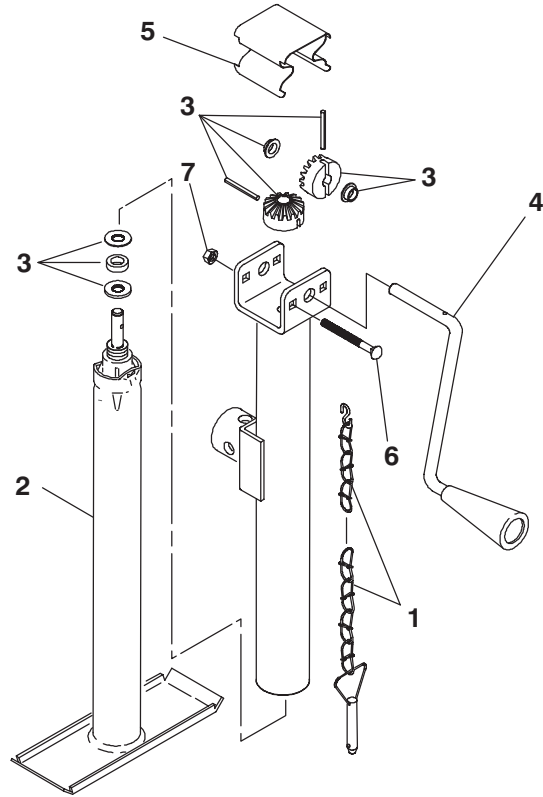
a) Select the widest Snap Ring that matches groove in Shaft.

MF8280/8285/8330/8335 - COMPONENTS, HITCHJACK (EARLY STYLE) _____

Hitchjack - Wesbar



Hitchjack - Hammerblow

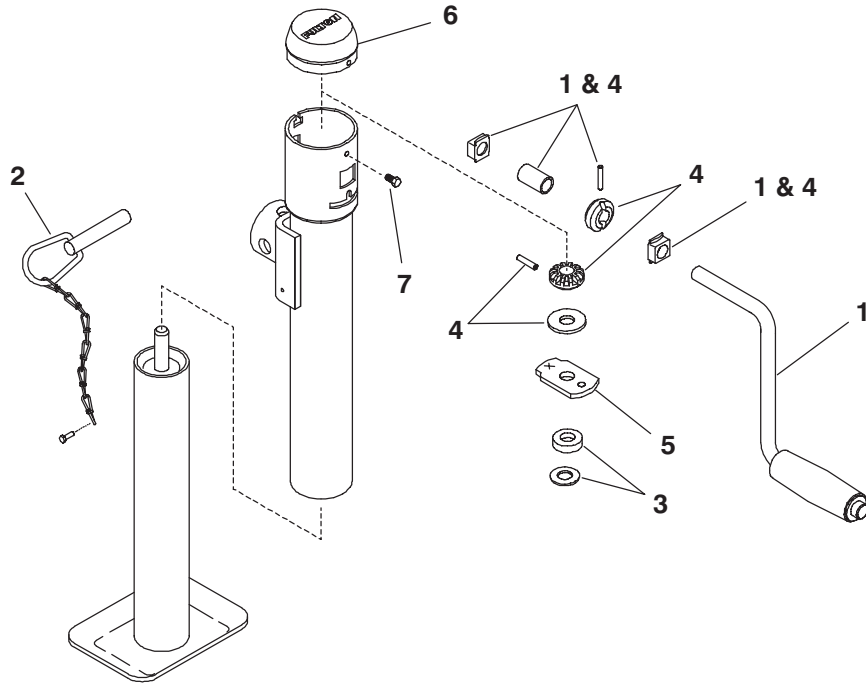


Ref. No.	Part No.	Description	Qty. Req.
	081464	JACK/ASSY - WESBAR	1
		CONSISTS OF:	
01	061276	PIN & CHAIN	1
02	081462	TUBE/INNER ASSY	1
03	081465	TUBE/OUTER ASSY	1
04	126735	CRANK/JACK	1
05	077838	CAP/TOP	1
06	094283	KIT/INTERNAL PARTS	1
07	077836	KIT/GEAR	1

Ref. No.	Part No.	Description	Qty. Req.
	081464	JACK/ASSY - HAMMERBLOW	1
		CONSISTS OF:	
01	061276	PIN & CHAIN	1
02	117915	SW INNER TUBE ASSY 13.5	1
03	117916	SW FINAL ASSY KIT #5	1
04	117917	CRANK ASSY SW	1
05	117918	GEAR BOX COVER	1
06	652142	CB 1/4X3	2
07	653005	HN 1/4	2

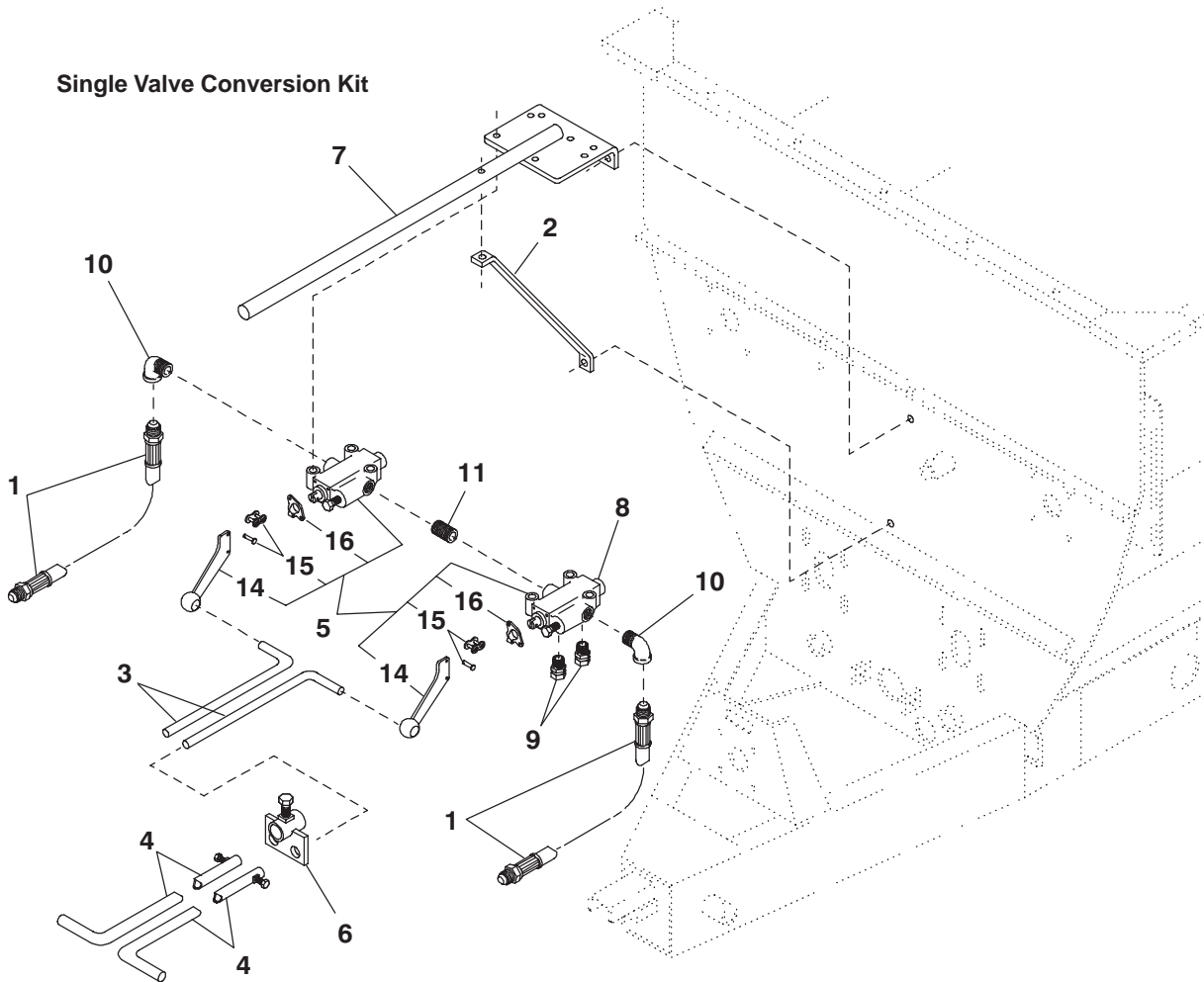
MF8280/8285/8330/8335 - COMPONENTS, HITCHJACK (LATER STYLE)

Hitchjack - Fulton



Ref. No.	Part No.	Description	Qty. Req.	Ref. No.	Part No.	Description	Qty. Req.
	143471	HITCHJACK - FULTON	1	04	143602	KIT/GEAR	1
		CONSISTS OF:		05	143600	SUPPORT/PLATE	1
01	143597	KIT/JACK HANDLE	1	06	143598	CAP/TUBE	1
02	143601	KIT/PIN & CHAIN	1	07	113026	TFS #8-32X3/8	1
03	143610	KIT/BEARING	1				

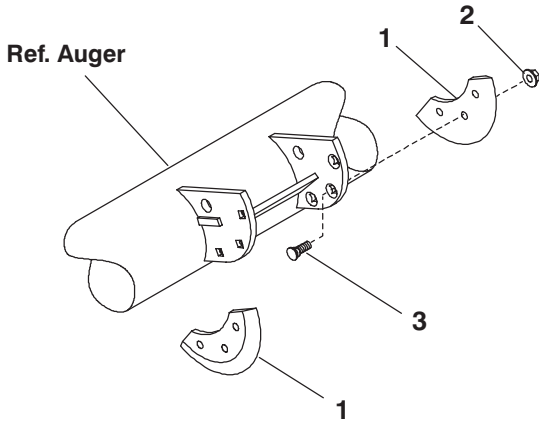
MF8280/8285/8330/8335 - ACCESSORIES



Ref. No.	Part No.	Description	Qty. Req.	Ref. No.	Part No.	Description	Qty. Req.
	804570	SINGLE VALVE CONVERSION	1	08	092703 _a	KIT/DETENT MANUAL VALVE	1
		CONSISTS OF:			650579	CS 3/8X1-3/4 (HN, LW, FW)	3
01	067848	HOSE/ASSY (96" LONG)	2	09	580058	UNION/HYD FITTING	2
02	092323	BRACE/INDICATOR	1	10	660014	ELBOW/PIPE REDUCING	2
	650528	CS 3/8X2 (HN, LW)	1	11	660058	NIPPLE/CLOSE 3/4 NPT	1
03	092700	HANDLE/VALVE	2	12	091442 _b	DECAL/DANGER ROTATING AUGER	1
	655006	CP 1/8X1	2	13	093653 _b	DECAL/WARNING ROT DRIVELINE	1
04	092701	HANDLE/CONSOLE	2	14	119817	HANDLE	2
05	092702	VALVE/HYDRAULIC	2	15	119818	KIT/PIN	2
	650579	CS 3/8X1-3/4 (HN, LW, FW)	3	16	119819	BRACKET/HANDLE	2
06	092704	HANGER	1				
	650485	CS 5/16X5/8	1				
07	092705	MOUNT/VALVE	1				
	650490	CS 3/8X1 (HN, LW)	3				

a) Used only on indicated valve.
 b) Included with the Kit but NOT shown; refer to Decal Locations information for proper location.

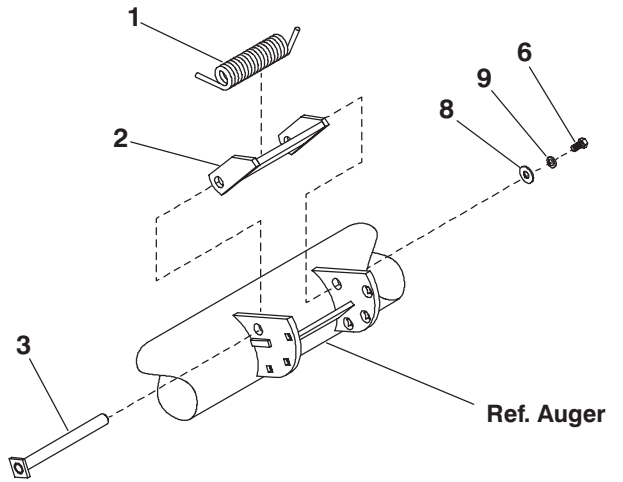
Knife Kit



Ref. No.	Part No.	Description	Qty. Req.
	119100	KIT/KNIFE (SET OF 4)	1
CONSISTS OF:			
01	118865	KNIFE	4
02	210-19530	NUT/HEX CTR LOCATION	12
03	650926	PB 1/2X1-1/2	12

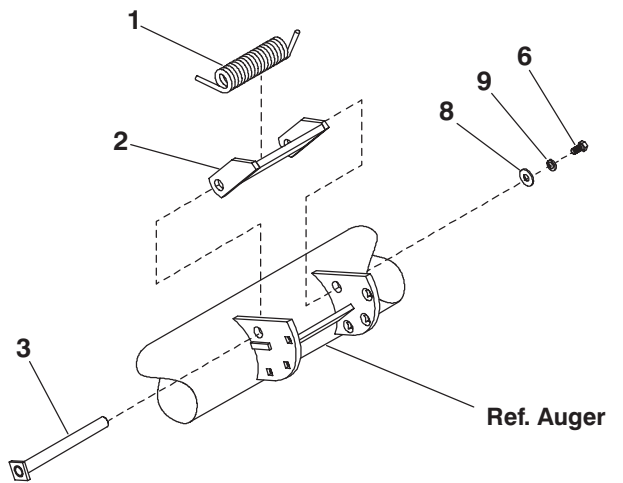
Paddle Kit
(After SN8469-8285
& SN11624-8335)

Ref. No.	Part No.	Description	Qty. Req.
	145773	KIT/PADDLE (SET OF 2)	1
CONSISTS OF:			
01	119543	SPRING/TORSION	2
02	142346	PADDLE/ASSY	2
03	119791	SHAFT/PIVOT ASSY	2
06	650494	CS 1/2X1	2
08	654009	FW 1/2	2
09	654030	LW 1/2	2

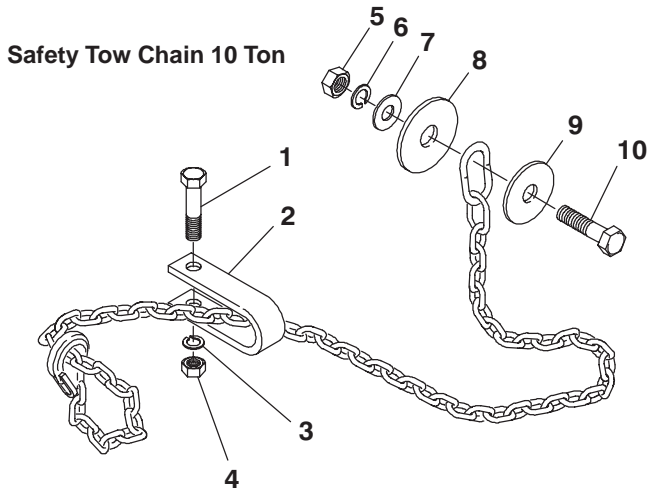


Paddle Kit
(ALL MF8280 & MF8330,
Before SN8470-8285
& SN11625-8335)

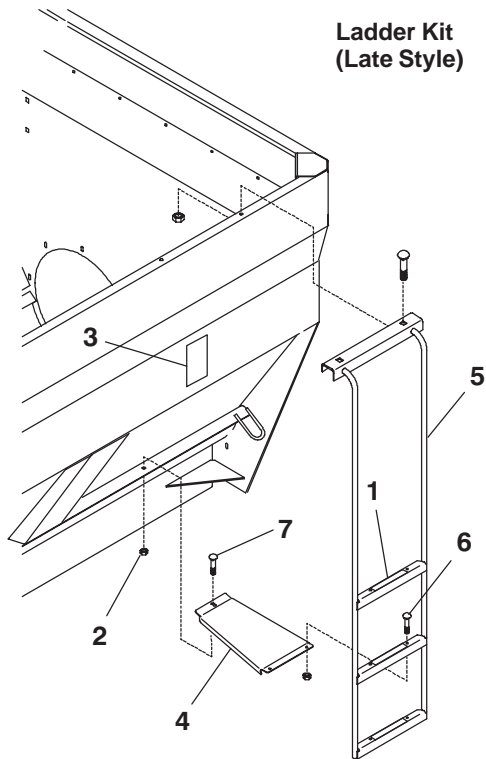
Ref. No.	Part No.	Description	Qty. Req.
	143224	KIT/PADDLE (SET OF 2)	1
CONSISTS OF:			
01	119543	SPRING/TORSION	2
02	118002	PADDLE/ASSY	2
03	119791	SHAFT/PIVOT ASSY	2
06	650494	CS 1/2X1	2
08	654009	FW 1/2	2
09	654030	LW 1/2	2



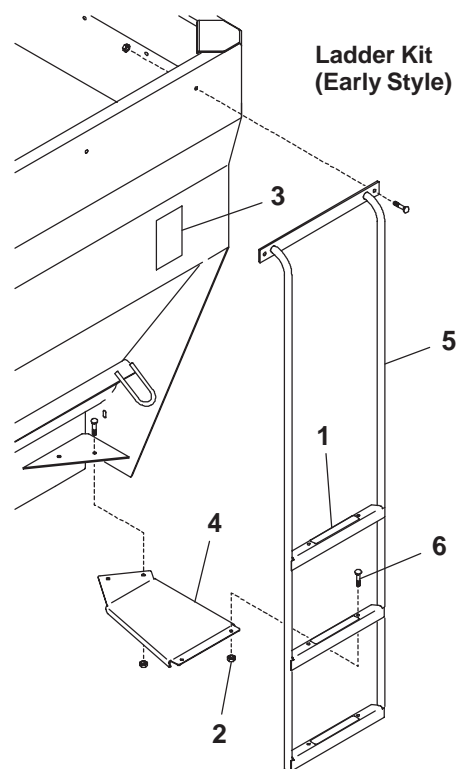
MF8280/8285/8330/8335 - ACCESSORIES



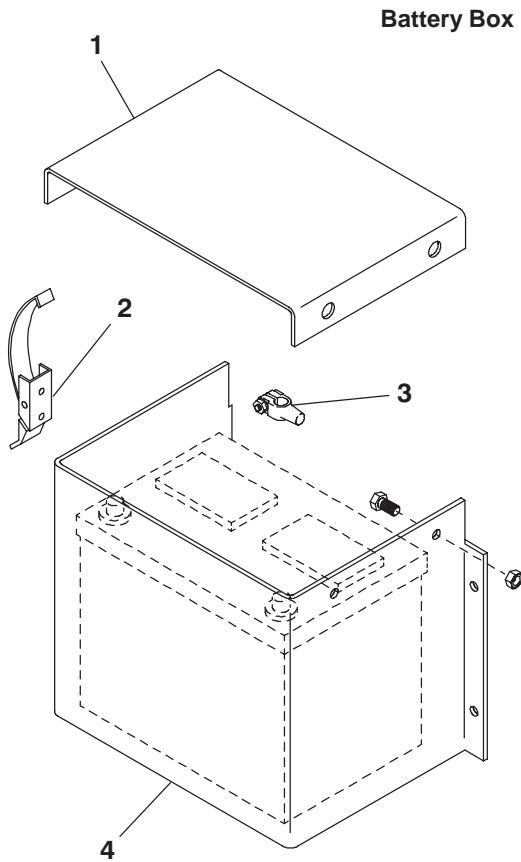
Ref. No.	Part No.	Description	Qty. Req.
	142966	CHAIN/SAFETY TOW 10 TON	1
CONSISTS OF:			
01	650695	CS 5/8X3-1/2	1
02	080894	CLEVIS	1
03	654032	LW 5/8	1
04	653021	HN 5/8	1
05	653026	HN 3/4	1
06	654034	LW 3/4	1
07	654014	FW 3/4	1
08	043912	FW 1-1/32 SPECIAL	1
09	069076	FW 25/32	1
10	650172	CS 3/4X3-1/4	1



Ref. No.	Part No.	Description	Qty. Req.
	806566	KIT/LADDER MF8000 SERIES	1
CONSISTS OF:			
01	064874	SHEET/LADDER SAFETY STRIP	3
02	070856	FLN 3/8	5
03	091442	DECAL/DANGER ROT. AUGER	1
04	145566	SUPPORT/LADDER	1
05	145564	LADDER/ASSEMBLY	1
06	651066	CB 3/8X3/4	4
07	650490	CS 3/8X1	1

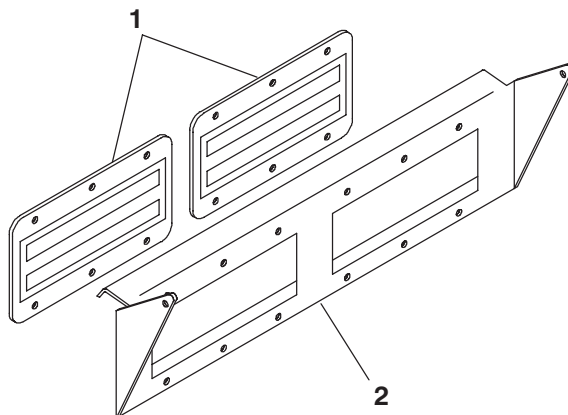


Ref. No.	Part No.	Description	Qty. Req.
	806566	KIT/LADDER MF8000 SERIES	1
CONSISTS OF:			
01	064874	SHEET/LADDER SAFETY STRIP	3
02	070856	FLN 3/8	6
03	091442	DECAL/DANGER ROT. AUGER	1
04	118833	SUPPORT/LADDER	1
05	120266	LADDER/ASSEMBLY	1
06	651066	CB 3/8X3/4	6



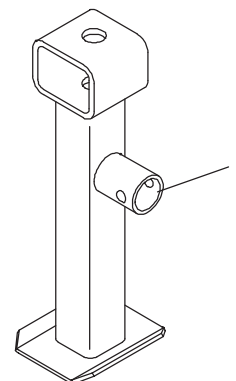
Ref. No.	Part No.	Description	Qty. Req.
	804569	BATTERY BOX	1
		CONSISTS OF:	
01	092707	COVER/BATTERY BOX	1
	650487	CS 5/16X1 (LN)	2
02	092708	LATCH/OVER CENTER	1
	650387	RHMS #10-32X1/2 (HN, LW)	2
03	068244	CLAMP/BATTERY	2
04	092706	BOX/BATTERY	1
	650490	CS 3/8X1 (HN, LW)	4

Magnet Assembly
(For 2-Piece & Early 1-Piece)



Ref. No.	Part No.	Description	Qty. Req.
	804568	MAGNET ASSY	1
		CONSISTS OF:	
01	092693	MAGNET - CONVEYOR	2
	650945	RHMS 1/4X3/4 (HN, LW)	12
02	092692	MAGNET PLATE	1
	650490	CS 3/8X1 (LN, 2FW)	2

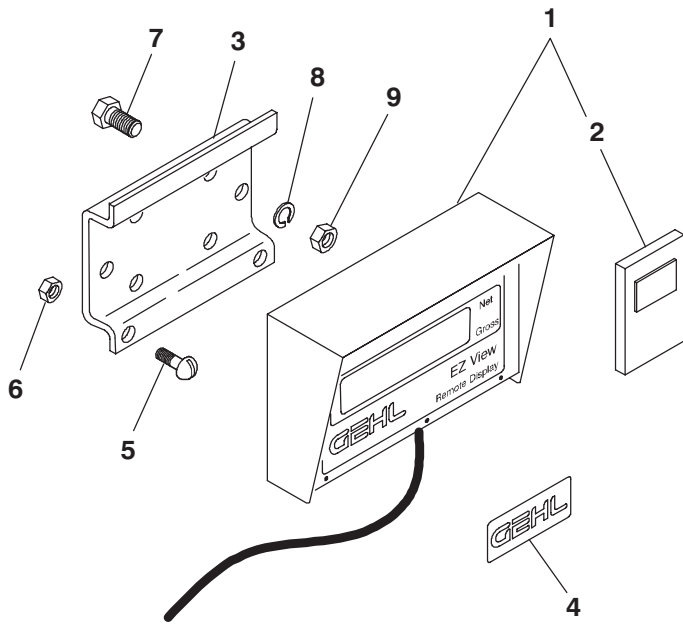
3-Point Scale Stand



Ref. No.	Part No.	Description	Qty. Req.
	805436	STAND/MF 3 POINT SCALE	1
		CONSISTS OF:	
01	094135	STAND/3-POINT SCALE ASSY	1

MF8280/8285/8330/8335 - ACCESSORIES

Remote Scale Indicator (Requires Model 3200 Scale)



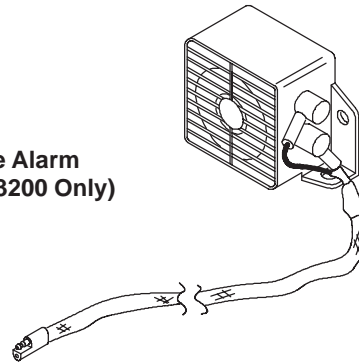
Ref. No.	Part No.	Description	Qty. Req.
	806326	REMOTE INDICATOR T/R KIT 1	
		CONSISTS OF:	
01	118241	REMOTE INDICATOR T/R 1	
02	092988	TRANSMITTER/WIRELESS 1	
03	092684	BRACKET/INDICATOR 1	
04	118242	DECAL/GEHL 1	
05	650815	RHMS#1024-3/4 2	
06	650550	HN #1024 2	

Customer Supplied Hardware

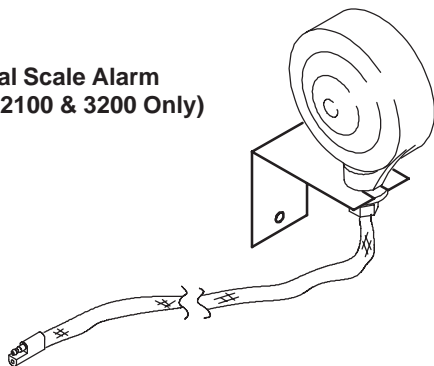
07	650490	CS 3/8X1 4
08	654026	LW 3/8 4
09	653010	HN 3/8 4

Ref. No.	Part No.	Description	Qty. Req.
	804777	AUDIBLE SCALE ALARM 1	

Audible Scale Alarm (Models 2100 & 3200 Only)

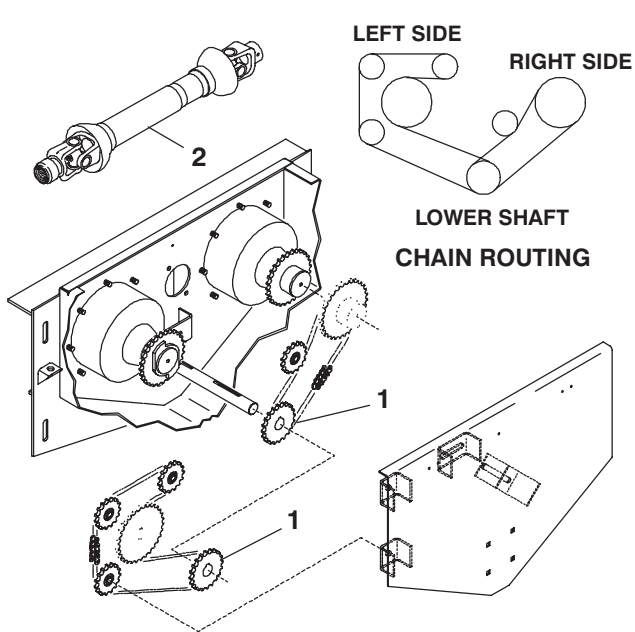


Visual Scale Alarm (Models 2100 & 3200 Only)



Ref. No.	Part No.	Description	Qty. Req.
	804778	VISUAL SCALE ALARM 1	

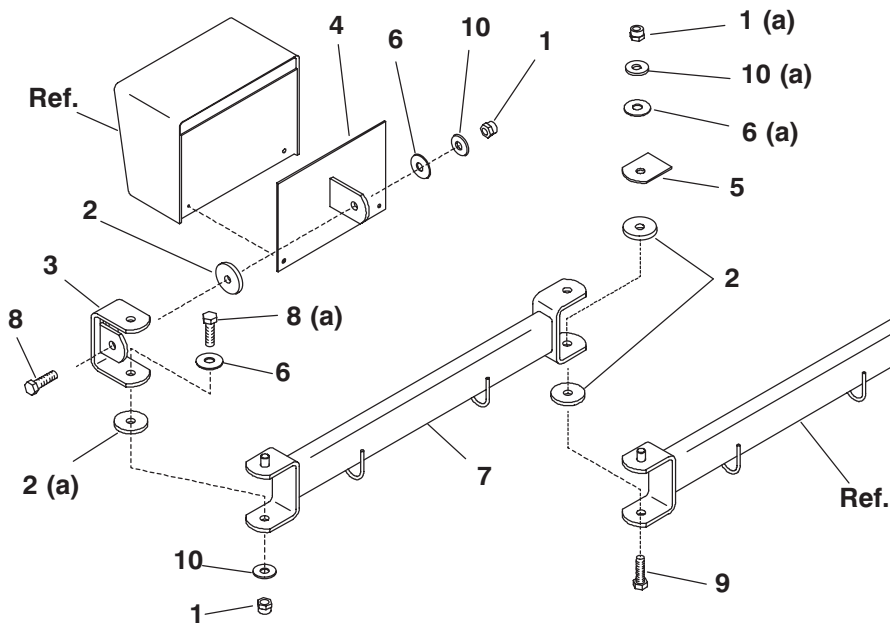
MF8280/8285/8330/8335 - ACCESSORIES



1000 RPM Conversion Kit

Ref. No.	Part No.	Description	Qty. Req.
	119808	KIT/1000RPM	1
CONSISTS OF:			
01	119704	SPROCKET/60B20	2
02	092698 _a	PTO SHAFT/FRONT HALF	1
	092719 _a	PTO SHAFT/REAR HALF	1

a) For individual components see Components page titled 'Universal Drive'.



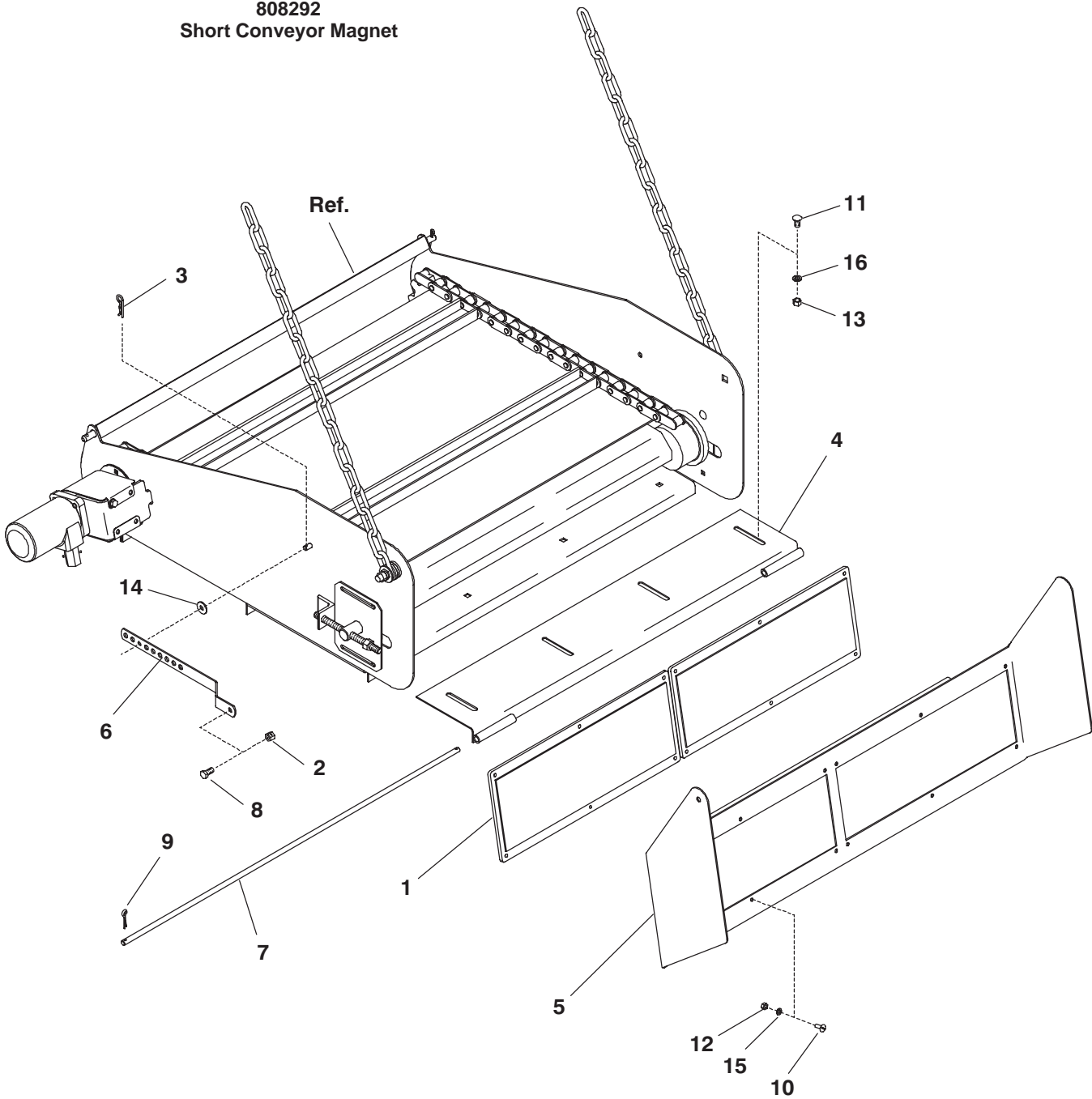
808293 Scale Arm Kit

(a) Parts needed from standard arm set-up.

Ref. No.	Part No.	Description	Qty. Req.	Ref. No.	Part No.	Description	Qty. Req.
01	068034	NILN 1/2	2	06	155220	WASHER/BELLEVILLE	2
02	125081	WASHER/PLASTIC	3	07	157720	SUPPORT/INDICATOR	1
03	153906	SWIVEL/ASSY	1	08	650569	CS 1/2X1-3/4	1
04	154019	MOUNT/INDICATOR	1	09	650585	CS 1/2X2	1
05	154449	BRACKET/FRICTION	1	10	654009	FW 1/2	2

MF8280/8285/8330/8335 - ACCESSORIES

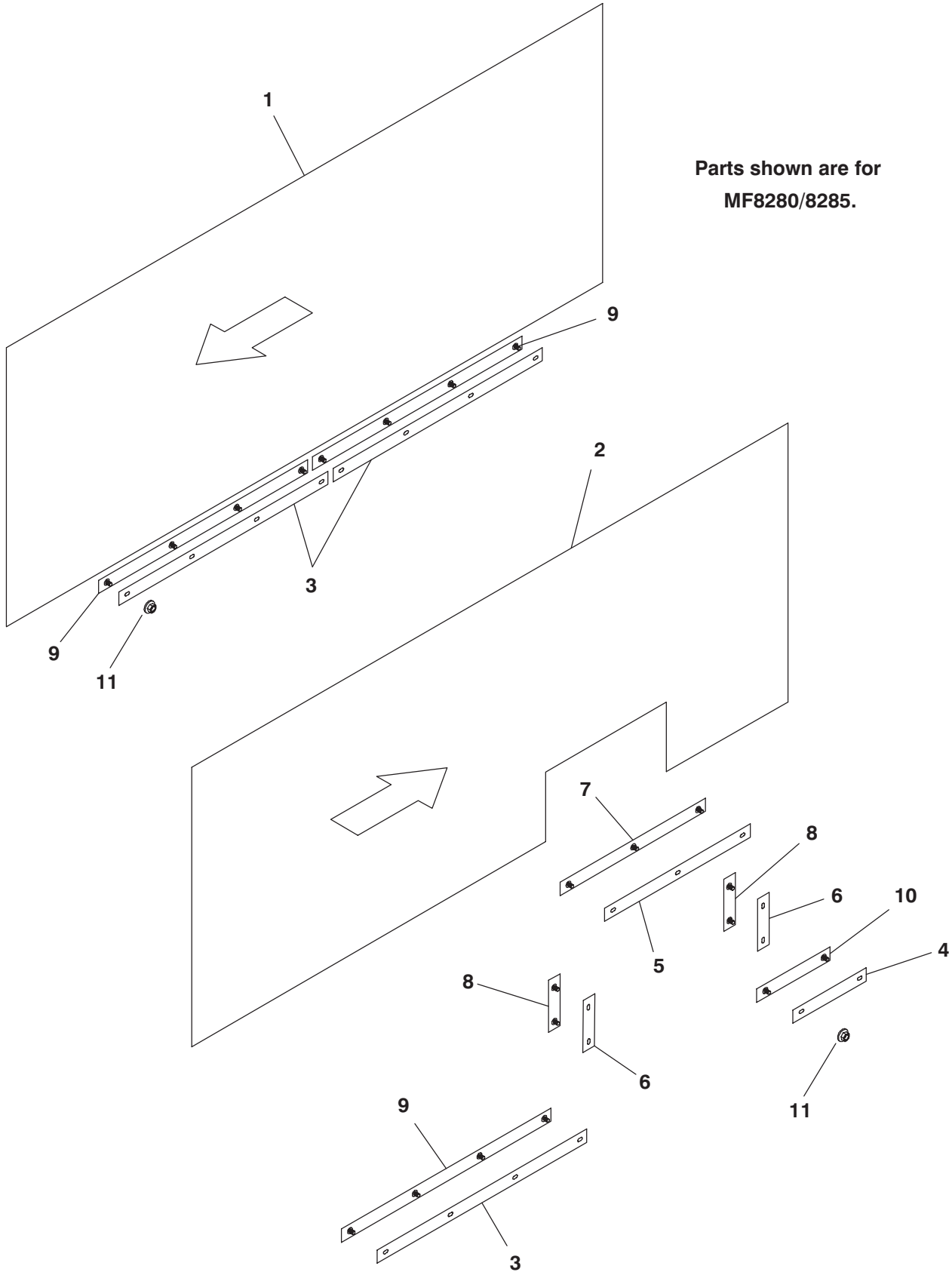
808292
Short Conveyor Magnet



MF8280/8285/8330/8335 - ACCESSORIES

Ref. No.	Part No.	Description	Qty. Req.	Ref. No.	Part No.	Description	Qty. Req.
01	042188	MAGNET/20'	2	09	650551	CP 3/32X3/4	2
02	071703	LN 3/8	1	10	650945	THMS 1/4X3/4	12
03	071858	CLIP/HAIR PIN	1	11	651066	CB 3/8X3/4	4
04	157747	PLATE/MOUNT	1	12	653005	HN 1/4	12
05	157750	PLATE/MAGNET	1	13	653010	HN 3/8	4
06	157752	STRAP/ADJUSTMENT	1	14	654006	FW 3/8	1
07	157859	ROD	1	15	654022	LW 1/4	12
08	650488	CS 3/8X3/4	1	16	654026	LW 3/	4

MF8280/8285/8330/8335 - ACCESSORIES



MF8280/8285/8330/8335 - ACCESSORIES

Ref. No.	Part No.	Description	Qty. Req.	Ref. No.	Part No.	Description	Qty. Req.
01	144999	LINER/TANK RH 8280/8285	1	06	142934	RETAINER/LINER (ALL UNITS)	2
	142987	LINER/TANK RH 8330/8335	1	07	145457	STRIP/MOUNTING ASSY (ALL UNITS) .	1
02	145000	LINER/TANK LH 8280/8285	1	08	145466	STRIP/MOUNTING ASSY (ALL UNITS) .	2
	142988	LINER/TANK LH 8330/8335	1	09	145555	STRIP/MOUNTING ASSY (8280/8285) ..	3
03	144997	RETAINER/LINER (8280/8285)	3		145468	STRIP/MOUNTING ASSY (8330/8335) ..	3
	142990	RETAINER/LINER (8330/8335)	3	10	145557	STRIP/MOUNTING ASSY (8280/8285) ..	1
04	144998	RETAINER/LINER (8280/8285)	1		145470	STRIP/MOUNTING ASSY (8330/8335) ..	1
	142992	RETAINER/LINER (8330/8335)	1	11	210-31017	5/16 FLANGE LOCK NUTS (8280/8285)	21
05	142933	RETAINER/LINER (ALL UNITS)	1		210-31017	5/16 FLANGE LOCK NUTS (8330/8335)	22

Index

A

Accessories
1000 RPM Conversion Kit, 51
3-Point Scale Stand, 49
Battery Box, 49
Knife Kit, 47
Ladder Kit, 48
Magnet Assembly, 49
Paddle Kit, 47
Remote Scale Indicator Kit, 50
Safety Tow Chain, 48
Scale Alarm
Audible, 50
Visual, 50
Scale Arm Kit, 51
Short Conveyor Magnet, 52-53
Single Valve Conversion Kit, 46
Tank Liner Kits, 54-55
Auger, 14-17
Bearings, 14-17
Components, 36, 37
Drive Cover, 23
Drives, 16-17
Axle, 8-11

C

Chaincase, 18-21
Cover, 22
Mounting, 22

D

Decal Locations, 2-4
Decals
Application, 2
Set numbers, 2
Discharge Conveyor
One-Piece, 26-29
Two-Piece, 30-33
Discharge Door & Hydraulics,
24-25

G

Gearbox
Model 8, 43
Model 9, 42

H

Hitch, 8-11
Hitchjack, 44-45
Hydraulic Cylinders, 41

Hydraulic Motor, 27, 29

M

Main Drive, 12-13

P

Paint Notice, 2

S

Scales, 8-11
Shearbolts, 19, 21

T

Transport Lights, 34-35
Trough Liner, 15

U

Universal Drives
1000 RPM (Optional), 40
540 RPM (Standard), 38-39

W

Weighbars, 8-11
Wheel Hubs, 8-11
Wheels, 8-11

MF8280/8285/8330/8335 - NUMERICAL INDEX

Part No.	Page No.	Ref. No.	Part No.	Page No.	Ref. No.	Part No.	Page No.	Ref. No.	Part No.	Page No.	Ref. No.
B11296	17	01	057569	43	24	070856	48	02	081507	40	12
B11433A	17	25	057650	25	02	070856	48	02	083666	13	08
006989	19	01	057653	25	03	071701	13	73	083666	19	42
006989	21	01	057864	25	04	071701	23	06	083666	21	42
041879	43	04	058481	19	34	071701	25	06	089689	41	03
042188	53	01	058481	21	34	071701	27	05	089689	41	03
042903	29	08	058615	35	01	071703	09	33	089690	41	05
042903	31	08	058654	29	23	071703	11	33	089693	41	02
042903	33	08	060510	02	03	071703	27	06	089867	15	41
043836	09	45	060511	02	04	071703	31	65	089991	42	20
043836	11	45	061276	44	01	071703	53	02	089991	43	20
043912	48	08	061858	17	26	071706	09	01	091438	02	06
045327	19	45	062404	31	36	071706	11	01	091442	02	07
045327	21	45	062404	33	36	071706	11	66	091442	46	12
045327	39	04	062405	31	38	071706	15	01	091442	48	03
045327	40	04	062405	33	38	071706	25	07	091442	48	03
045581	09	55	062889	25	05	071706	31	62	091444	02	08
045581	11	55	064260	17	24	071706	33	62	091446	02	09
045857	38	04	064331	17	02	071709	19	05	091727	02	10
047269	23	13	064874	48	01	071709	21	05	091882	31	32
048459	27	01	064874	48	01	071858	53	03	091882	33	32
048634	09	42	065247	38	02	073788	41	06	091882	41	00
048634	11	42	065247	39	02	073788	41	06	091884	19	44
048635	09	43	065500	29	22	074091	35	02	091884	21	44
048635	11	43	065500	33	34	076082	13	09	091886	29	15
048637	09	49	065500	41	00	076082	19	43	091886	31	16
048637	11	49	067179	09	32	076082	21	43	091886	33	16
048638	09	48	067179	11	32	076090	17	27	091889	25	08
048638	11	48	067457	29	24	077836	44	07	091891	13	02
048728	17	32	067457	33	37	077838	44	05	091892	29	03
048967	31	40	067769	33	35	078657	09	46	091892	31	19
048967	33	40	067823	09	84	078657	11	46	091892	33	19
049498	27	01	067823	11	84	078657	42	04	091893	27	07
049498	29	01	067848	46	01	079152	09	47	091893	29	04
049499	27	02	067880	25	26	079152	11	47	091893	31	10
049499	27	02	068034	09	85	079878	22	11	091893	33	10
051904	19	02	068034	27	04	080247	02	05	091895	25	09
051904	21	02	068034	51	01	080894	48	02	091897	29	25
053844	19	33	068244	49	03	081311	27	50	091899	23	15
053844	21	33	068960	23	05	081462	44	02	091907	13	03
054816	27	02	069076	48	09	081464	44	02	091908	29	19
055342	11	67	069129	09	79	081464	09	41	091908	33	33
056080	25	01	069129	11	79	081464	11	41	091912	13	07
056080	27	03	070634	22	10	081464	44	00	091912	19	06
056080	33	71	070634	23	01	081465	44	03	091912	21	06
057569	42	24	070648	23	14	081507	38	12	091913	15	02
						081507	39	12	091914	15	40

MF8280/8285/8330/8335 - NUMERICAL INDEX

Part No.	Page No.	Ref. No.	Part No.	Page No.	Ref. No.	Part No.	Page No.	Ref. No.	Part No.	Page No.	Ref. No.
091915	15	03	092623	31	12	092706	49	04	092798	11	60
091918	17	03	092623	33	12	092707	49	01	092934	43	09
091923	29	07	092624	31	31	092708	49	02	092936	43	11
091923	31	07	092624	33	31	092716	13	70	092937	43	10
091923	33	07	092625	31	28	092716	39	01	092938	43	08
091947	13	18	092625	33	28	092717	38	07	092988	50	02
092323	46	02	092626	31	01	092717	39	07	093020	02	11
092600	29	10	092626	33	01	092717	40	07	093030	09	72
092600	31	23	092627	31	26	092718	39	05	093030	11	72
092600	33	23	092627	33	26	092718	40	05	093366	02	12
092601	29	09	092628	31	04	092719	13	71	093367	02	13
092601	31	18	092628	33	04	092719	39	13	093373	02	15
092601	33	18	092629	31	05	092719	40	13	093457	02	16
092602	29	01	092629	33	05	092719	51	02	093465	02	17
092602	31	22	092630	31	30	092720	38	09	093466	02	17
092602	33	22	092630	33	30	092720	39	09	093489	02	18
092603	29	02	092631	31	29	092720	40	09	093519	27	03
092603	31	21	092631	33	29	092721	39	11	093519	29	03
092603	33	21	092632	31	39	092721	40	11	093653	02	19
092604	27	08	092632	33	39	092723	15	42	093653	46	13
092604	29	13	092634	31	13	092724	15	43	093759	25	11
092605	29	12	092634	33	13	092733	19	07	093759	41	00
092606	29	14	092640	15	04	092733	21	07	093807	09	35
092607	29	18	092642	25	10	092734	19	08	093807	11	35
092608	29	17	092643	17	28	092734	21	08	094135	49	01
092608	31	14	092646	09	19	092735	19	09	094283	44	06
092608	33	14	092646	11	19	092735	21	09	094290	41	07
092610	29	05	092651	13	21	092749	09	04	094291	41	01
092610	31	20	092665	23	16	092749	11	04	094315	37	13
092610	33	20	092667	15	05	092752	17	05	094376	42	01
092611	29	11	092667	22	01	092754	17	06	094376	43	01
092615	31	09	092675	09	34	092755	17	07	094386	41	07
092615	33	09	092675	11	34	092758	09	05	094387	41	01
092616	31	11	092683	13	23	092758	11	05	094472	25	12
092616	33	11	092684	09	71	092759	09	53	094552	41	05
092617	31	27	092684	50	03	092759	11	53	094553	41	04
092617	33	27	092692	49	02	092760	09	06	094554	41	02
092618	31	25	092693	49	01	092760	11	06	094763	15	06
092618	33	25	092698	40	01	092761	09	07	094951	02	20
092619	29	21	092698	51	02	092761	11	07	094963	02	21
092619	33	24	092700	46	03	092762	11	08	095115	15	31
092620	33	17	092701	46	04	092763	17	08	095115	15	31
092621	31	02	092702	46	05	092779	29	16	095116	15	31
092621	33	02	092703	46	08	092779	31	15	095130	38	06
092622	31	03	092704	46	06	092779	33	15	095130	39	06
092622	33	03	092705	46	07	092797	11	59	095130	39	10
									095130	40	06

MF8280/8285/8330/8335 - NUMERICAL INDEX

Part No.	Page No.	Ref. No.	Part No.	Page No.	Ref. No.	Part No.	Page No.	Ref. No.	Part No.	Page No.	Ref. No.
095130	40	10	118593	37	08	119543	47	01	119799	11	44
095166	38	03	118594	15	29	119543	47	01	119808	51	00
095166	39	03	118594	37	02	119655	02	23	119810	19	19
095166	40	03	118595	15	30	119656	02	23	119810	21	19
099242	17	09	118595	37	01	119660	02	24	119817	46	14
110201	22	02	118597	15	07	119662	35	03	119818	46	15
110216	31	35	118597	36	04	119664	23	18	119819	46	16
110489	43	07	118597	37	04	119665	35	06	120266	48	05
111421	23	17	118598	15	08	119666	35	07	120791	43	12
112443	09	54	118598	36	03	119695	21	10	120792	42	14
112443	11	54	118598	37	03	119698	21	11	120792	43	14
112444	09	54	118599	15	29	119701	19	40	120793	42	13
112444	11	54	118599	37	02	119701	21	40	120793	43	13
112518	09	74	118600	15	30	119702	19	12	120794	42	15
112518	11	74	118600	37	01	119702	21	12	120794	43	15
112519	09	74	118795	36	10	119703	19	13	120795	42	16
112519	11	74	118795	37	10	119703	21	13	120795	43	16
112520	09	74	118796	36	11	119704	51	01	120796	42	22
112520	11	74	118796	37	11	119706	23	09	120796	43	22
112886	35	10	118833	48	04	119710	22	13	120814	09	78
112917	35	11	118838	15	09	119711	22	14	120814	11	78
113012	25	13	118839	37	14	119712	22	12	122617	02	25
113013	25	14	118865	15	22	119713	19	14	122736	02	26
113026	45	07	118865	47	01	119713	21	14	124704	36	05
113109	25	15	118886	25	16	119722	19	15	124704	37	05
113320	02	22	118891	23	03	119722	21	15	124714	15	10
117004	17	10	118901	25	24	119726	19	16	124773	19	20
117915	44	02	118925	25	17	119726	21	16	124773	21	20
117916	44	03	118928	25	18	119726	43	00	124802	36	06
117917	44	04	118933	25	19	119729	42	17	124802	37	06
117918	44	05	118935	17	11	119729	43	17	125081	09	86
118002	15	21	118936	17	29	119730	43	18	125081	51	02
118002	47	02	118948	25	19	119733	19	17	125946	35	08
118241	50	01	119100	47	00	119733	21	17	126735	44	04
118242	50	04	119224	42	03	119738	13	10	128372	41	04
118588	36	09	119224	43	03	119756	13	11	141333	09	81
118588	37	09	119225	42	02	119758	13	11	141333	11	81
118589	36	12	119225	43	02	119791	15	23	141680	19	10
118589	37	12	119226	43	05	119791	47	03	141682	19	11
118590	15	07	119227	43	06	119791	47	03	142085	13	70
118590	36	04	119485	23	07	119794	19	18	142085	38	01
118590	37	04	119486	23	08	119794	21	18	142086	13	71
118591	15	08	119493	25	25	119796	23	02	142086	38	13
118591	36	03	119532	35	04	119796	23	02	142087	38	05
118591	37	03	119533	35	05	119798	19	16	142088	38	11
118592	37	07	119543	15	20	119798	42	00	142088	38	11
						119799	09	44	142334	36	16
									142335	36	17

MF8280/8285/8330/8335 - NUMERICAL INDEX

Part No.	Page No.	Ref. No.	Part No.	Page No.	Ref. No.	Part No.	Page No.	Ref. No.	Part No.	Page No.	Ref. No.
142336	36	14	145457	55	07	158618	27	21	650426	31	66
142346	15	21	145466	55	08	158618	31	34	650426	33	66
142346	47	02	145468	55	09	158619	27	22	650448	13	52
142354	36	15	145470	55	10	158619	31	33	650448	29	50
142933	55	05	145555	55	09	158630	27	23	650448	31	54
142934	55	06	145557	55	10	158649	27	24	650448	33	54
142935	19	11	145564	48	05	158653	31	17	650453	09	12
142945	42	07	145566	48	04	158661	27	25	650453	11	12
142946	42	18	145737	17	04	158661	31	69	650453	13	12
142947	42	12	145754	15	29	158663	31	24	650453	13	33
142948	42	11	145754	36	02	170048	09	74	650487	25	20
142949	42	09	145755	15	30	170049	09	74	650487	27	28
142950	42	10	145755	36	01	163969	02	14	650487	29	28
142953	42	06	145765	15	29	500160	19	41	650488	13	53
142954	42	05	145765	36	02	500160	21	41	650488	53	08
142966	48	00	145766	15	30	500195	17	33	650490	11	61
142987	55	01	145766	36	01	500209	27	51	650490	27	29
142988	55	02	145773	47	00	510215	38	08	650490	29	29
142990	55	03	145775	13	75	510215	39	08	650490	31	70
142992	55	04	153906	51	03	510215	40	08	650490	33	70
143007	02	28	154019	51	04	510233	40	02	650490	48	07
143224	47	00	154177	09	87	520063	27	26	650490	50	07
143408	02	23	154193	27	09	520084	27	27	650491	31	46
143409	02	23	154206	27	10	520084	29	06	650491	33	46
143471	09	41	154347	27	11	520084	31	06	650494	15	25
143471	11	41	154362	27	12	520084	33	06	650494	19	21
143471	45	00	154449	09	88	520194	13	04	650494	21	21
143597	45	01	154449	51	05	520195	13	05	650494	47	06
143598	45	06	155220	09	89	570006	13	34	650494	47	06
143600	45	05	155220	51	06	570009	29	55	650495	09	13
143601	45	02	155823	27	13	570009	31	47	650495	11	13
143602	45	04	155823	27	13	570009	33	47	650495	13	13
143610	45	03	156674	31	37	570014	29	54	650495	22	03
144402	36	13	157720	09	90	570014	31	60	650495	09	14
144455	22	13	157720	51	07	570014	33	60	650498	11	14
144618	09	08	157732	27	15	580058	46	09	650502	15	11
144618	11	08	157747	53	04	600798	09	73	650503	15	12
144641	09	80	157750	53	05	600798	11	73	650513	27	42
144641	11	80	157752	53	06	613477	09	75	650513	29	03
144997	55	03	157795	27	16	613477	11	75	650513	29	42
144998	55	04	157795	31	68	650172	48	10	650513	31	52
144999	55	01	157811	27	17	650201	29	59	650513	33	52
145000	55	02	157813	27	18	650201	29	59	650513	41	04
145216	02	01	157858	27	19	650201	31	64	650533	19	22
145217	02	02	157859	27	19	650201	33	64	650533	21	22
145234	02	27	158615	53	07	650373	27	05	650533	31	53
				27	20	650373	29	05	650533	33	53

MF8280/8285/8330/8335 - NUMERICAL INDEX

Part No.	Page No.	Ref. No.	Part No.	Page No.	Ref. No.	Part No.	Page No.	Ref. No.	Part No.	Page No.	Ref. No.
650535	27	30	650745	33	48	651326	19	27	653102	11	51
650542	11	68	650758	22	16	651326	21	27	654002	13	65
650548	23	19	650758	23	10	652142	44	06	654002	25	28
650549	09	36	650771	23	04	653005	11	70	654002	29	53
650549	11	36	650773	17	15	653005	23	11	654002	31	55
650549	23	20	650773	31	41	653005	25	27	654002	33	55
650550	09	37	650773	33	41	653005	29	51	654004	17	19
650550	09	76	650774	19	24	653005	31	57	654004	27	37
650550	11	37	650774	21	24	653005	33	57	654004	29	37
650550	11	76	650774	27	33	653005	44	07	654006	17	20
650550	23	21	650781	29	56	653005	53	12	654006	29	57
650550	50	06	650781	31	49	653007	17	17	654006	31	42
650551	31	63	650781	33	49	653007	17	30	654006	33	42
650551	33	63	650786	17	16	653007	27	35	654006	53	14
650551	53	09	650812	22	17	653007	29	35	654009	09	25
650568	17	12	650813	22	18	653007	31	51	654009	11	25
650569	09	91	650815	09	40	653007	33	51	654009	11	65
650569	51	08	650815	09	77	653010	11	63	654009	13	25
650572	19	23	650815	11	40	653010	13	64	654009	15	27
650572	21	23	650815	11	77	653010	17	18	654009	25	22
650573	17	13	650815	50	05	653010	29	58	654009	27	38
650573	27	31	650833	13	72	653010	31	44	654009	47	08
650584	09	38	650844	09	18	653010	33	44	654009	47	08
650584	11	38	650844	11	18	653010	35	09	654009	51	10
650584	23	22	650892	42	21	653010	50	09	654012	09	31
650585	09	92	650926	15	26	653010	53	13	654012	11	31
650585	51	09	650926	47	03	653018	13	20	654012	19	29
650590	23	23	650927	27	06	653018	13	51	654012	21	29
650594	31	61	650927	29	06	653018	19	28	654014	22	07
650594	33	61	650945	53	10	653018	21	28	654014	48	07
650601	13	74	650969	23	24	653018	22	05	654015	09	50
650605	43	21	650985	27	34	653018	27	36	654015	11	50
650627	22	15	650985	31	67	653018	29	36	654022	11	69
650644	11	64	651066	48	06	653018	31	58	654022	23	12
650644	25	21	651066	48	06	653018	33	58	654022	25	29
650647	19	23	651066	53	11	653021	09	21	654022	29	52
650687	27	32	651107	19	25	653021	09	21	654022	31	56
650692	17	14	651107	21	25	653021	11	21	654022	33	56
650692	31	59	651167	09	83	653021	15	16	654022	53	15
650692	33	59	651167	11	83	653021	48	04	654024	17	21
650695	48	01	651319	22	04	653023	19	25	654024	17	31
650704	09	39	651320	22	04	653026	09	22	654024	27	39
650704	11	39	651320	15	13	653026	11	22	654024	29	39
650704	11	39	651320	19	27	653026	15	17	654024	29	39
650709	09	16	651321	15	14	653026	22	06	654024	31	50
650709	11	16	651324	15	14	653026	22	06	654024	33	50
650709	11	16	651324	19	26	653026	48	05	654026	11	62
650745	31	48	651324	21	26	653102	09	51	654026	13	66






MF8280/8285/8330/8335 - NUMERICAL INDEX

Part No.	Page No.	Ref. No.	Part No.	Page No.	Ref. No.	Part No.	Page No.	Ref. No.	Part No.	Page No.	Ref. No.
654026	17	22	654030	47	09	655020	17	23	804568	49	00
654026	19	30	654030	47	09	655020	25	23	804569	49	00
654026	21	30	654032	09	28	655020	27	41	804570	46	00
654026	27	40	654032	11	28	655022	31	45	804777	50	00
654026	29	40	654032	15	18	655022	33	45	804778	50	00
654026	31	43	654032	19	32	655046	09	52	805436	49	00
654026	33	43	654032	48	03	655046	11	52	806326	50	00
654026	50	08	654034	09	29	660000	42	19	806566	48	00
654026	53	16	654034	11	29	660000	43	19	806566	48	00
654030	13	27	654034	22	09	660004	19	35	904400	21	03
654030	13	60	654034	48	06	660004	21	35	907727	19	03
654030	15	28	654056	19	32	660004	42	23	210-19530	15	24
654030	19	31	654056	21	32	660004	43	23	210-19530	47	02
654030	21	31	655020	09	82	660014	46	10	210-31017	55	11
654030	22	08	655020	11	82	660058	46	11	360-21476	15	19

TORQUE SPECIFICATIONS

NOTE: Use these torque values when tightening **GEHL** hardware (excluding: Locknuts and Self-tapping, Thread Forming and Sheet Metal Screws) unless specified otherwise.

All torque values are in Lb-Ft except those marked with an * which are Lb-In
(For metric torque value Nm, multiply Lb-Ft value by 1.355 or Lb-In value by 0.113)

Unified National Thread	Grade 2 		Grade 5 		Grade 8 	
	Dry	Lubed	Dry	Lubed	Dry	Lubed
8-32	19*	14*	30*	22*	41*	31*
8-36	20*	15*	31*	23*	43*	32*
10-24	27*	21*	43*	32*	60*	45*
10-32	31*	23*	49*	36*	68*	51*
1/4-20	66*	50*	9	75*	12	9
1/4-28	76*	56*	10	86*	14	10
5/16-18	11	9	17	13	25	18
5/16-24	12		19	14		20
3/8-16	20	15	30	23	45	35
3/8-24	23	17	35	25	50	
7/16-14	32	24	50	35	70	55
7/16-20	36	27	55	40	80	60
1/2-13	50	35	75	55	110	80
1/2-20	55	40	90	65	120	90
9/16-12	70	55	110	80	150	110
9/16-18	80	60	120	90	170	130
5/8-11	100	75	150	110	220	170
5/8-18	110	85	180	130	240	180
3/4-10	175	130	260	200	380	280
3/4-16	200	150	300	220	420	320
7/8-9	170	125	430	320	600	460
7/8-14	180	140	470	360	660	500
1-8	250	190	640	480	900	680
1-14	270	210	710	530	1000	740
Metric Course Thread	Grade 8.8 		Grade 10.9 		Grade 12.9 	
	Dry	Lubed	Dry	Lubed	Dry	Lubed
M6-1	8	6	11	8	13.5	10
M8-1.25	19	14	27	20	32.5	24
M10-1.5	37.5	28	53	39	64	47
M12-1.75	65	48	91.5	67.5	111.5	82
M14-2	103.5	76.5	145.5	108	176.5	131
M16-2	158.5	117.5	223.5	165.5	271	200

GEHL®

Gehl Company 143 Water Street, P.O. Box 179, West Bend, WI 53095-0179 U.S.A.