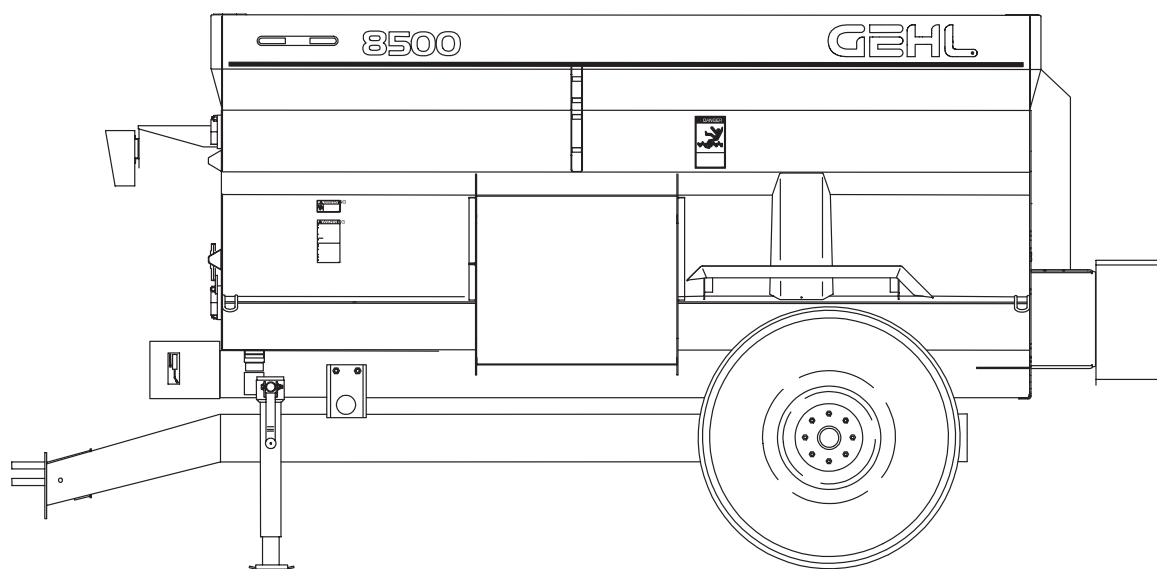


Form No.  
909749  
Replaces  
908002

# 8435/8500

## Mixer Feeders

(Includes Truck Mounted)



### PARTS MANUAL

**GEHL®** AGRICULTURE

## Introduction

When ordering service parts, specify the correct part number, full description, quantity required, the unit model number and serial number.

The Mixer Feeder model and serial number is on a plate located on the left side of the Main Frame. “Right” and “Left” are determined from a position standing behind the Mixer Feeder facing the direction of travel. From this position, the Discharge Gate is on the “left” side.

GEHL® Company reserves the right to make changes or improvements in the design or construction of any part of the unit without incurring the obligation to install such changes on any previously delivered units.

**NOTE:** *On original tire replacement, company policy prohibits the sale of replacement tires for all GEHL machinery. Replacement Wheel Sets are available and tire size information is called out with the Wheel Sets to facilitate replacement tire selection. ALL REPLACEMENT TIRES MUST BE PURCHASED LOCALLY.*

Refer to the abbreviations table located on this page for the various fastener descriptions. Standard attaching hardware torque values are also provided on the inside back cover.

In the exploded view parts list, Reference Numbers may have additional information following the Reference Number. A number in parentheses such as (4), will indicate a quantity of how many times that Reference Number is used in that location. A Tear Drop symbol will indicate an application of a “wet” product such as oil, and the number inside the Tear Drop will correspond to the description in the Parts List. Also, a number inside of a hexagon will be the torque value required, in foot pounds, on the associated Reference Number. Items shown in the parts list that do not have Reference Numbers are shown for reference purposes only and are NOT available for purchase.

Unless otherwise specified, all Cap Screws or Bolts are Grade 5, cadmium or zinc plated; Hexagon Nuts for Grade 5 Screws or Bolts are Grade B; Hexagon Nuts for other Screws or Bolts are Grade A.

**NOTE:** *The following abbreviations may be used herein:*

ASSD – Assembled  
 ASSY – Assembly  
 CB – Carriage Bolt

CCW	– Counterclockwise
CP	– Cotter Pin
CS	– Cap Screw (Hexagon Head)
CTR	– Center
CW	– Clockwise
DEG	– Degree
DIA	– Diameter
FCS	– Flanged Cap Screw
FHMS	– Flat Head Machine Screw
FL	– Flanged
FLN	– Flanged Lock Nut (Hexagon)
FLS	– Flanged Lock Screw (Hexagon)
FW	– Flat Washer
GA	– Gauge
GR	– Grade
HD	– Hard or Head
HN	– Hex Nut
INCL	– Includes
JT	– Joint
LG	– Large
LT	– Left
LW	– Lock Washer
LN	– Lock Nut
LW	– Lock Washer
M	– Metric
MM/mm	– Millimeter
NF	– National Fine
PB	– Plow Bolt
PTO	– Power Take Off
RHMS	– Round Head Machine Screw
RPM	– Revolutions Per Minute
RT	– Right
SERR	– Serrated
SHCS	– Socket Head Cap Screw
SHSS	– Socket Head Set Screw
SN	– Serial Number or Slotted Nut
SQ	– Square
T	– Tooth or Teeth
TFS	– Thread Forming Screw
THMS	– Truss Head Machine Screw
THRD	– Thread
WLDMT	– Weldment
#	– Number
()	– (Quantity Used Here)
	– Torque Required in foot pounds
	– Indicates a Fluid Application

# TABLE OF CONTENTS

Introduction .....	Inside Front Cover
Decal Locations .....	2-7
Main Drive, Hitch, Wheels & Hitchjack .....	8-9
Weighbars .....	10-13
Augers & Auger Bearings .....	14-15
Auger Drives .....	16-17
Chaincase .....	18-21
Chaincase Mounting & Cover .....	22
Auger Drive Cover .....	23
Discharge Door & Hydraulics .....	24-25
One-Piece Discharge Conveyor .....	26-29
Two-Piece Discharge Conveyor .....	30-33
Transport Lights .....	34
Component Breakdowns .....	35-42
Hitchjack .....	35
Universal Drives .....	36-37
Augers .....	38-39
Gearbox .....	40-41
Hydraulic Cylinders (Discharge Door & 2-Piece Discharge Conveyor) .....	42
Accessories .....	43-50
Single Valve Conversion Kit .....	43
Safety Tow Chain .....	44
Ladder Kit .....	44
Battery Box .....	45
Paddle Kit .....	45
Remote Scale Indicator (Requires Model 3200 Scale) .....	46
Audible & Visual Scale Alarms (Models 2100 & 3200 Only) .....	46
1000 RPM Conversion Kit .....	47
Magnet Assembly .....	47
Tank Liners .....	48
Scale Alarm Kit .....	49
Short Conveyor Magnet .....	50
Truck Mounted Mixer Feeder Part Listings .....	51-64
TM - Mixer Feeder Drive Line .....	52-53
TM - Chaincase .....	54-57
TM - Hydraulics & Controls .....	58-59
TM - Weighbars & Scale .....	60
TM - Hydraulic Pump Components .....	61
TM - Drive Line Components .....	62
TM - Accessories .....	63-64
TM - Fenders .....	63
TM - Mud Flaps .....	63
TM - Light Kit .....	64
Alphabetical Index .....	66
Numerical Index .....	67-72
Standard Hardware Torque specifications .....	Inside Back Cover

# DECAL LOCATIONS

## GENERAL INFORMATION

Decal Location information is provided to assist in the proper selection and application of new decals, in the event the original decal(s) become(s) damaged or the machine is repainted. Refer to the listing for the illustration reference number, part number, description and quantity of each decal provided in the Kit. Refer to the appropriate illustration(s) for replacement location(s).

**NOTE:** Refer to the SAFETY Chapter of the Operator's Manual for the specific information provided on all of the various Safety Decals furnished in the Decal Kit(s).

To ensure proper selection for correct replacement decal(s), compare all of the various close-up location photographs to your machine BEFORE starting to refinish the unit. Then, circle each pictured decal (applicable to your machine) while checking off its part number in the listing. After you have verified all the decals needed for replacement, set aside unneeded decals for disposal.

## NEW DECAL APPLICATION

Surfaces MUST be free from dirt, dust, grease and other foreign material before applying the new decal. To apply a solid-formed decal, remove the smaller portion of the decal backing paper and apply this part of the exposed adhesive backing to the clean surface while maintaining proper position and alignment. Slowly peel off the other portion of the backing paper while applying hand pressure to smooth out the decal surface.



## CAUTION

**ALWAYS observe safety rules shown on decals. If decals become damaged, or if the unit is repainted, replace the decals. If repainting BE SURE that ALL decals, from the kit(s) which apply to your machine, are affixed to your unit.**

The Decal Set Number for the MF8435 is 119832 and for the MF8500 is 119833. The Sets include the following:

### PAINT NOTICE

Use this list to order paint for refinishing:

<b>906315</b>	<b>One Gal. AG Red</b>
<b>906324</b>	<b>One Qt. Light Grey</b>
<b>906316</b>	<b>6 (12 oz. Spray Cans) AG Red</b>
<b>906325</b>	<b>6 (12 oz. Spray Cans) Light Grey</b>



Ref. No.	Part No.	Description & Quantity
1	145216	Red Reflector (3 Places)
2	145217	Amber Reflector (5 Places After SN**)
3	060510	Jack Storage Position
4	060511	Jack Lifting Position
5	080247	NO Step
6	091438	WARNING - Chain Drive (2 Places)
7	091442	DANGER - Rotating Auger (4 Places)
8	091444	DANGER - Rotating Component
9	091446	ATTENTION - Add Lubrication
10	091727	WARNING - Automatic Conveyor (2 Places)(Two-Piece Conveyor Only)
11	093020	Lubrication Symbol (16* Places)
12	093366	Decal - Manual Location
13	093367	WARNING - Owner's Responsibility & Read Manual
14	163969	WARNING - Hydraulic Oil & Unplugging
15	093373	WARNING - General Safety
16	093457	WARNING - Keep Door Closed (2 Places)
17	093466	WARNING - 540 RPM Operation ONLY
	093465	WARNING - 1000 RPM Operation ONLY (1000 RPM Converted Units ONLY)
18	093489	WARNING - Pinch Point
19	093653	WARNING - Rotating Drive Line
20	094951	Made in USA
21	094963	Colorbar (2 Places)
22	113320	Decal - Total Mix (2 Places)
23	119657	8435 (2 Places, see NOTE below)
	119658	8500 (2 Places, see NOTE below)
24	119660	Decal - Door Position Indicating
25	122617	GEHL
26	122736	GEHL (2 Places)
27	145234	SMV Marker (After SN**)
28	143007	DANGER - Shield Missing

\* Quantities based on 2-piece Conveyor Requirements

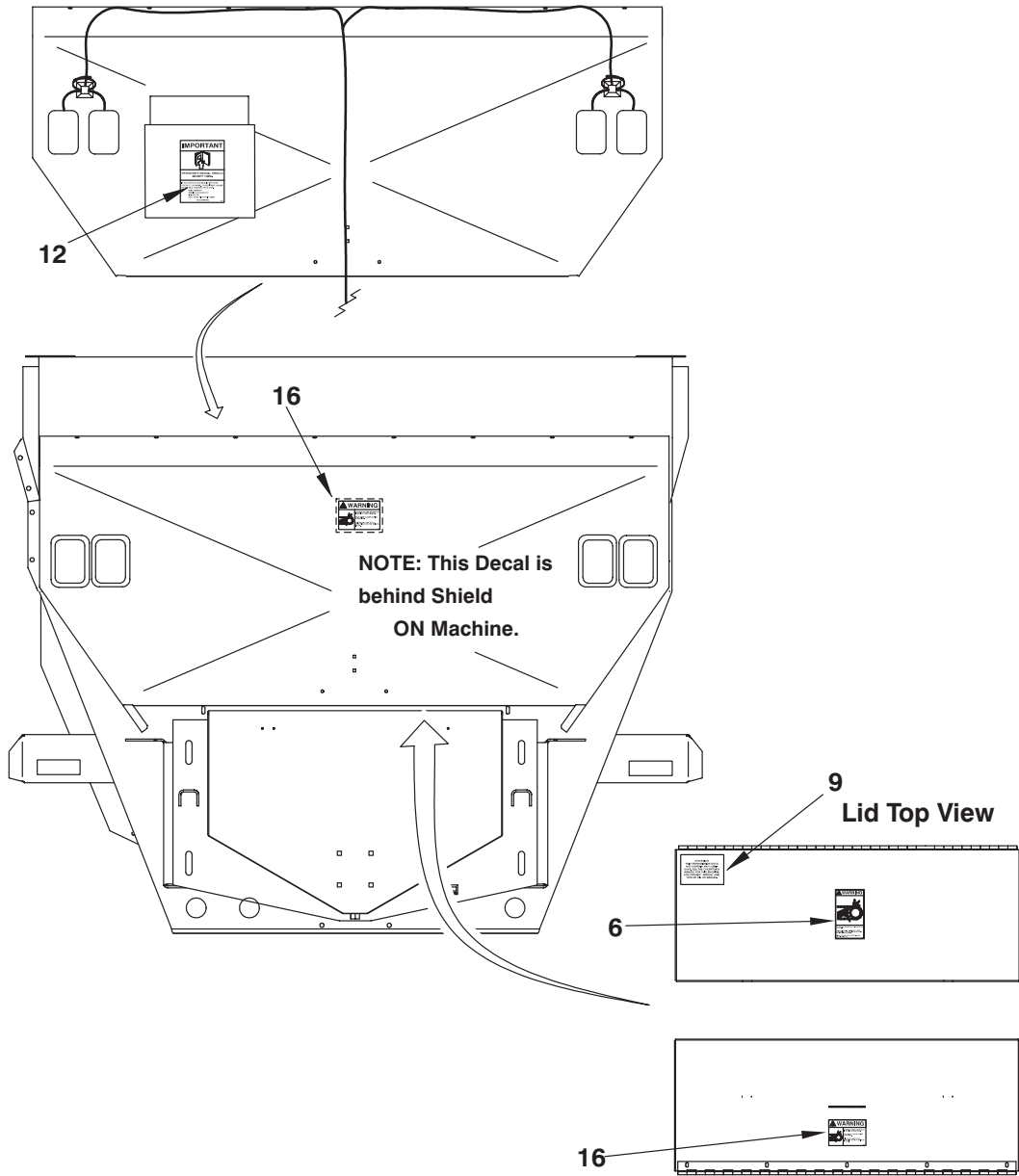
\*\* MF 8435-6037 & MF8500-9019.

**NOTE:** Decal sets vary only by the model number Decals (item 23).

**NOTE:** Order adequate numbers of Part #126757 for 10 ft. rolls of replacement Striping.



**View from Inside of Shield**



**NOTE:** This list is a repeat of the Decal List on a previous page and is provided for your convenience when selecting replacement Decals.

Ref. No.	Part No.	Description & Quantity
1	145216	Red Reflector (3 Places)
2	145217	Amber Reflector (5 Places After SN**)
3	060510	Jack Storage Position
4	060511	Jack Lifting Position
5	080247	NO Step
6	091438	WARNING - Chain Drive (2 Places)
7	091442	DANGER - Rotating Auger (4 Places)
8	091444	DANGER - Rotating Component
9	091446	ATTENTION - Add Lubrication
10	091727	WARNING - Automatic Conveyor (2 Places)(Two-Piece Conveyor Only)
11	093020	Lubrication Symbol (16* Places)
12	093366	Decal - Manual Location
13	093367	WARNING - Owner's Responsibility & Read Manual
14	163969	WARNING - Hydraulic Oil & Unplugging
15	093373	WARNING - General Safety
16	093457	WARNING - Keep Door Closed (2 Places)

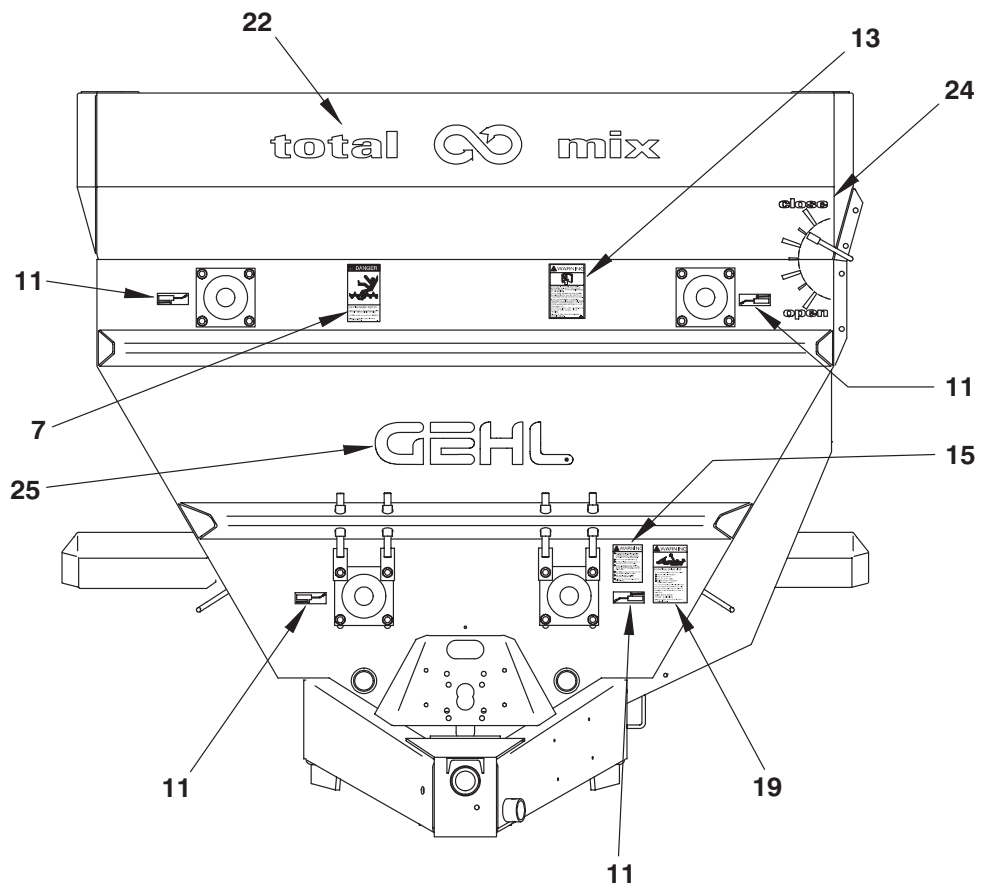
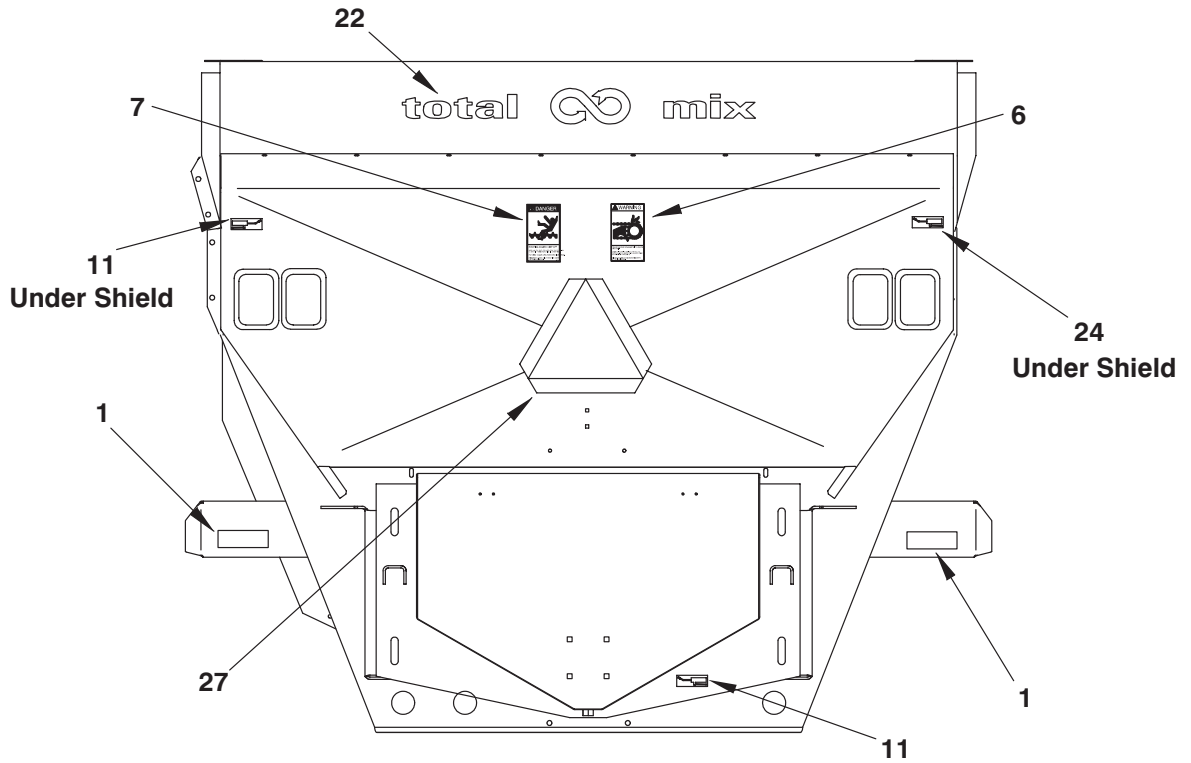
17	093466	WARNING - 540 RPM Operation ONLY
	093465	WARNING - 1000 RPM Operation ONLY (1000 RPM Converted Units ONLY)
18	093489	WARNING - Pinch Point
19	093653	WARNING - Rotating Drive Line
20	094951	Made in USA
21	094963	Colorbar (2 Places)
22	113320	Decal - Total Mix (2 Places)
23	119657	8435 (2 Places, see NOTE below)
	119658	8500 (2 Places, see NOTE below)
24	119660	Decal - Door Position Indicating
25	122617	GEHL
26	122736	GEHL (2 Places)
27	145234	SMV Marker (After SN**)
28	143007	DANGER - Shield Missing

\* Quantities based on 2-piece Conveyor Requirements

\*\* MF 8435-6037 & MF8500-9019.

**NOTE:** Decal sets vary only by the model number Decals (item 23).

**NOTE:** Order adequate numbers of Part #126757 for 10 ft. rolls of replacement Striping.



**NOTE:** *This list is a repeat of the Decal List on a previous page and is provided for your convenience when selecting replacement Decals.*

Ref. No.	Part No.	Description & Quantity
1	145216	Red Reflector (3 Places)
2	145217	Amber Reflector (5 Places After SN**)
3	060510	Jack Storage Position
4	060511	Jack Lifting Position
5	080247	NO Step
6	091438	WARNING - Chain Drive (2 Places)
7	091442	DANGER - Rotating Auger (4 Places)
8	091444	DANGER - Rotating Component
9	091446	ATTENTION - Add Lubrication
10	091727	WARNING - Automatic Conveyor (2 Places)(Two-Piece Conveyor Only)
11	093020	Lubrication Symbol (16* Places)
12	093366	Decal - Manual Location
13	093367	WARNING - Owner's Responsibility & Read Manual
14	163969	WARNING - Hydraulic Oil & Unplugging
15	093373	WARNING - General Safety
16	093457	WARNING - Keep Door Closed (2 Places)

17	093466	WARNING - 540 RPM Operation ONLY
	093465	WARNING - 1000 RPM Operation ONLY (1000 RPM Converted Units ONLY)
18	093489	WARNING - Pinch Point
19	093653	WARNING - Rotating Drive Line
20	094951	Made in USA
21	094963	Colorbar (2 Places)
22	113320	Decal - Total Mix (2 Places)
23	119657	8435 (2 Places, see NOTE below)
	119658	8500 (2 Places, see NOTE below)
24	119660	Decal - Door Position Indicating
25	122617	GEHL
26	122736	GEHL (2 Places)
27	145234	SMV Marker (After SN**)
28	143007	DANGER - Shield Missing

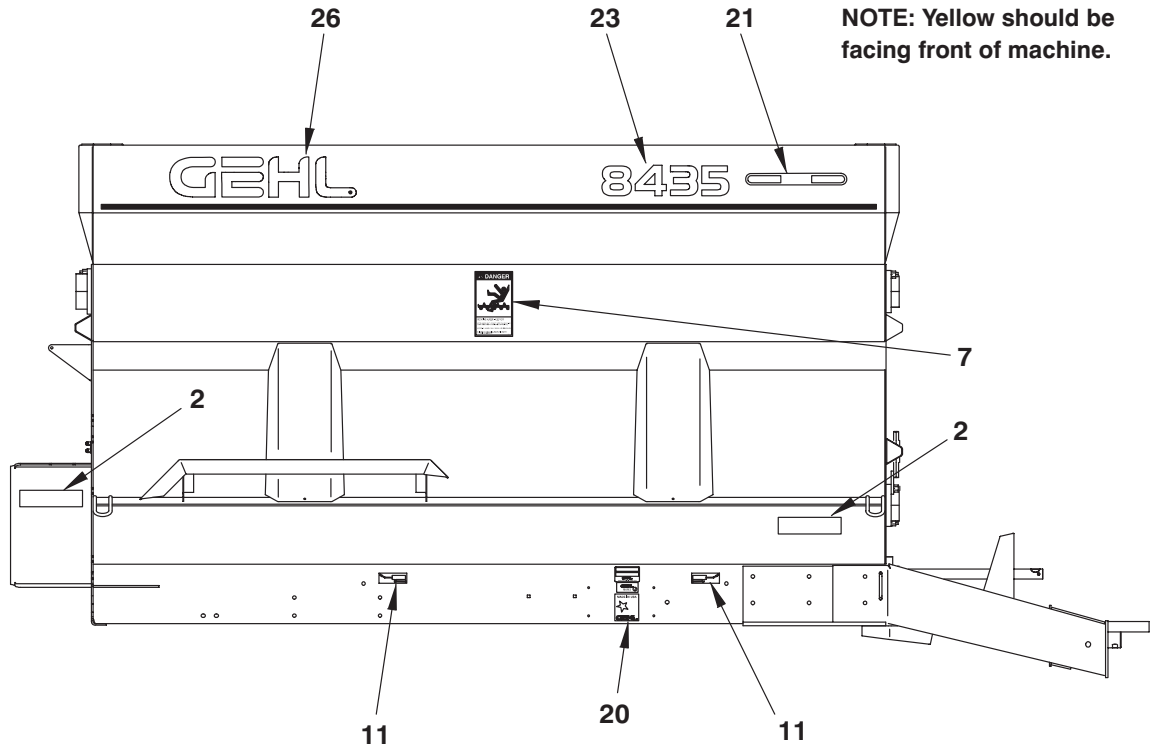
\* Quantities based on 2-piece Conveyor Requirements

\*\* MF 8435-6037 & MF8500-9019.

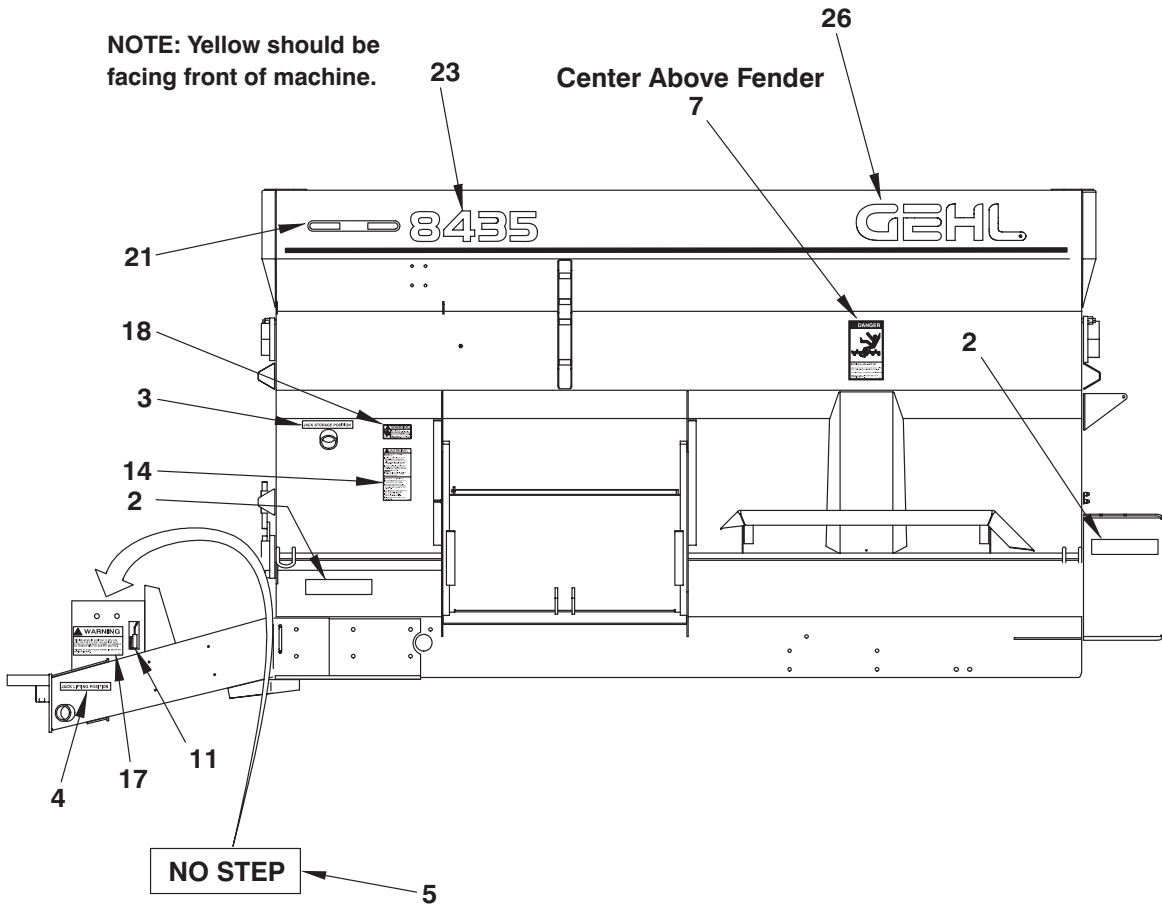
**NOTE:** *Decal sets vary only by the model number Decals (item 23).*

**NOTE:** *Order adequate numbers of Part #126757 for 10 ft. rolls of replacement Striping.*





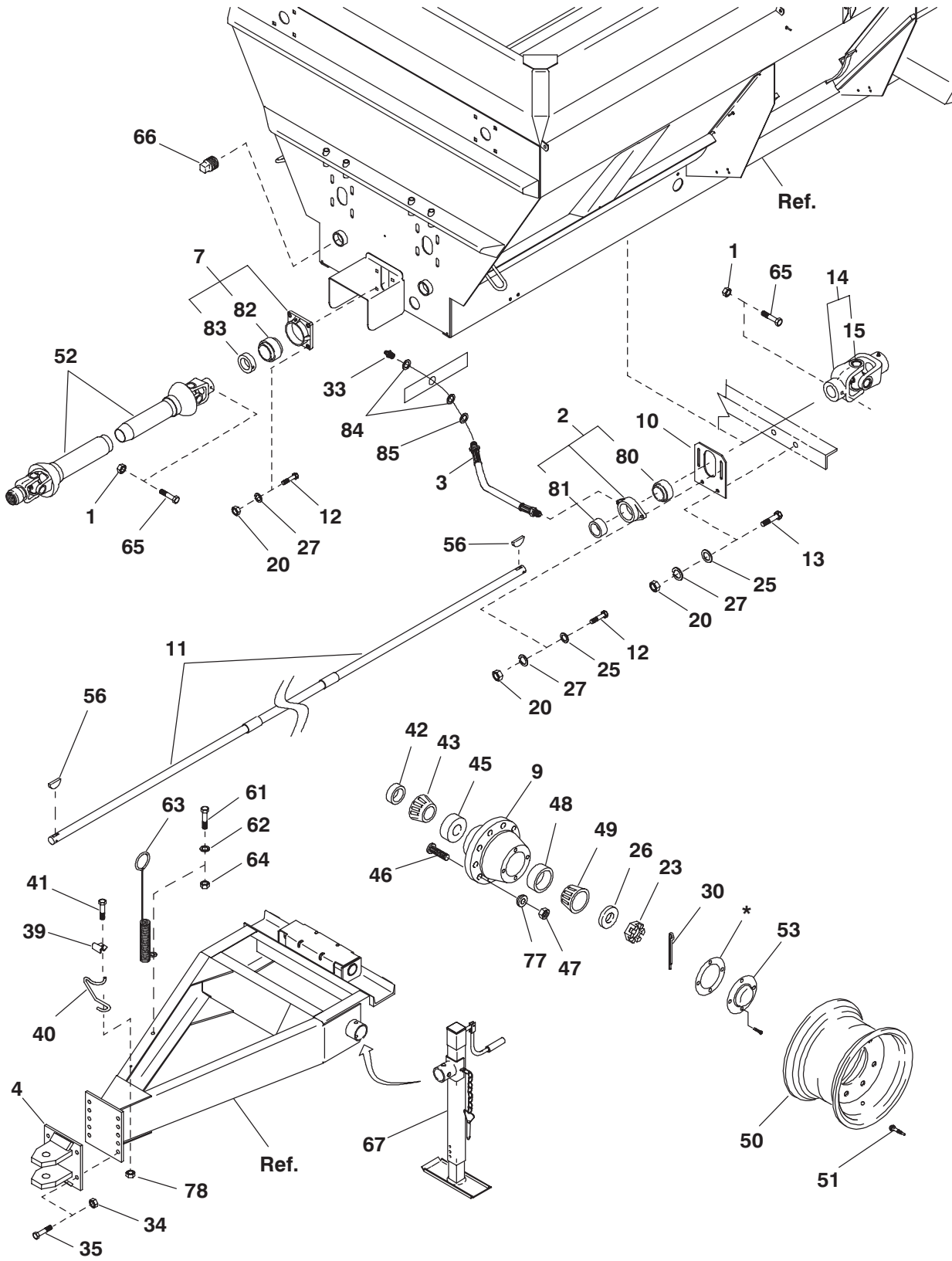
NOTE: Yellow should be facing front of machine.



NOTE: Yellow should be facing front of machine.

Center Above Fender

# MF8435/8500 - MAIN DRIVE, HITCH, WHEELS & HITCHJACK



## MF8435/8500 - MAIN DRIVE, HITCH, WHEELS & HITCHJACK

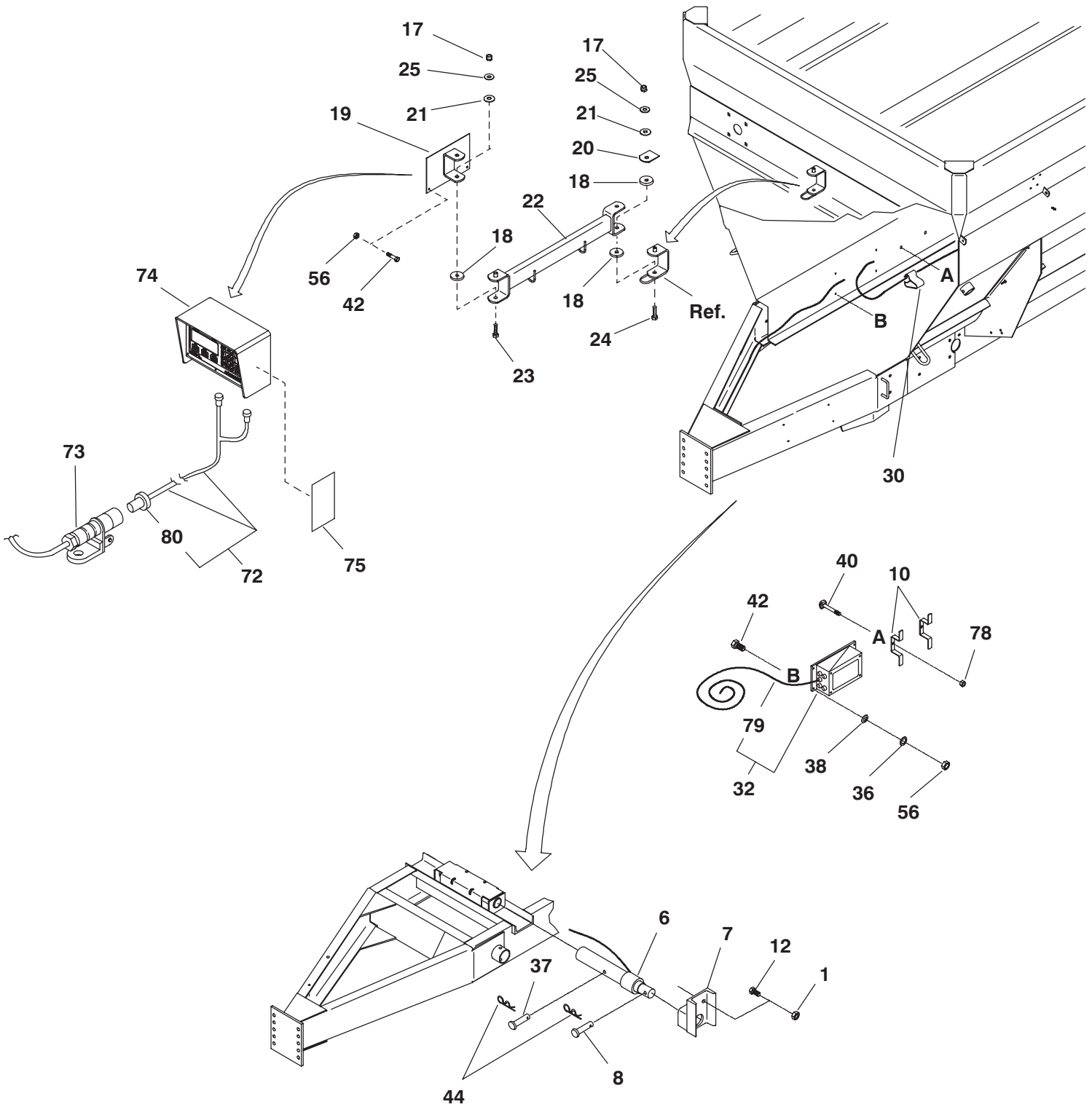
Ref. No.	Part No.	Description	Qty. Req.	Ref. No.	Part No.	Description	Qty. Req.
01	071701	LN 5/16	2	46	112184	STUD/WHEEL	20
02	091891	FLANGE/BEARING ASSY	2	47	112186	NUT/WHEEL	20
03	091907	HOSE/ASSY	2	48	112190	CUP/BEARING (OUTER)	2
04	120755	HITCH/ASSEMBLY	1	49	112191	CONE/BEARING (OUTER)	2
07	091912	FLANGE/BEARING ASSY	1	50	142496	49X17 WHEEL	2
09	094803	HUB/ASSY	2	51	045581	VALVE/TIRE	2
10	119738	PLATE/MOUNT	2	52	119732 <sup>a</sup>	PTO ASSY	1
11	119774	SHAFT/ASSY LINE (8435)	1	53	112195	CAP/DUST	2
	119795	SHAFT/ASSY LINE (8500)	1	56	650601	KEY/WOODRUFF 3/8X1-1/2	2
12	650453	CS 1/2X1-1/2	8	61	650490	CS 5/8X1-1/2	1
13	650495	CS 1/2X1-1/4	4	62	654026	FW 5/8	1
14	119733	JOINT/UNIVERSAL	1	63	110032	SUPPORT/SPRING	1
15	045327	KIT/CROSS	1	64	071709	LN 5/8	1
20	653018	HN 1/2	12	65	650741	CS 5/16X3-1/4	2
23	112193	SN-NF 1-3/4	2	66	145775	PLUG/PLASTIC DRAIN	2
25	654009	FW 1/2	8	67	082027 <sup>b</sup>	HITCHJACK/ASSY	1
26	112192	WASHER	2	77	112185	WASHER/STUD	20
27	654030	LW 1/2	12	78	071703	LN 3/8	1
30	655033	CP 5/16X3-1/2	2	80	520194	BEARING/BALL	2
33	570006	FITTING/GREASE	2	81	520195	COLLAR/LOCK	2
34	079209	NILN 3/4	4	82	083666	BEARING/BALL	1
35	651090	CS 3/4X2	4	83	076082	COLLAR/LOCK	1
39	116786	BRACKET/PIVOT	1	84	651148	FW 1/2	6
40	116787	ROD/PTO SUPPORT	1	85	654006	FW 3/8	4
41	650490	CS 3/8X1	1	*	N/A	GASKET/DUST CAP	4
42	112187	SEAL/OIL	2				
43	112189	CONE/BEARING (INNER)	2				
45	112188	CUP/BEARING (INNER)	2				

a) See Universal Drive components page.

b) See Hitchjack components page.

\* For service, apply silicone sealant to Dust Cap, Ref. 53.

**MF8435/8500 - WEIGHBARS**  
**(AFTER SN6105 - 8435 & SN9074 - 8500)**

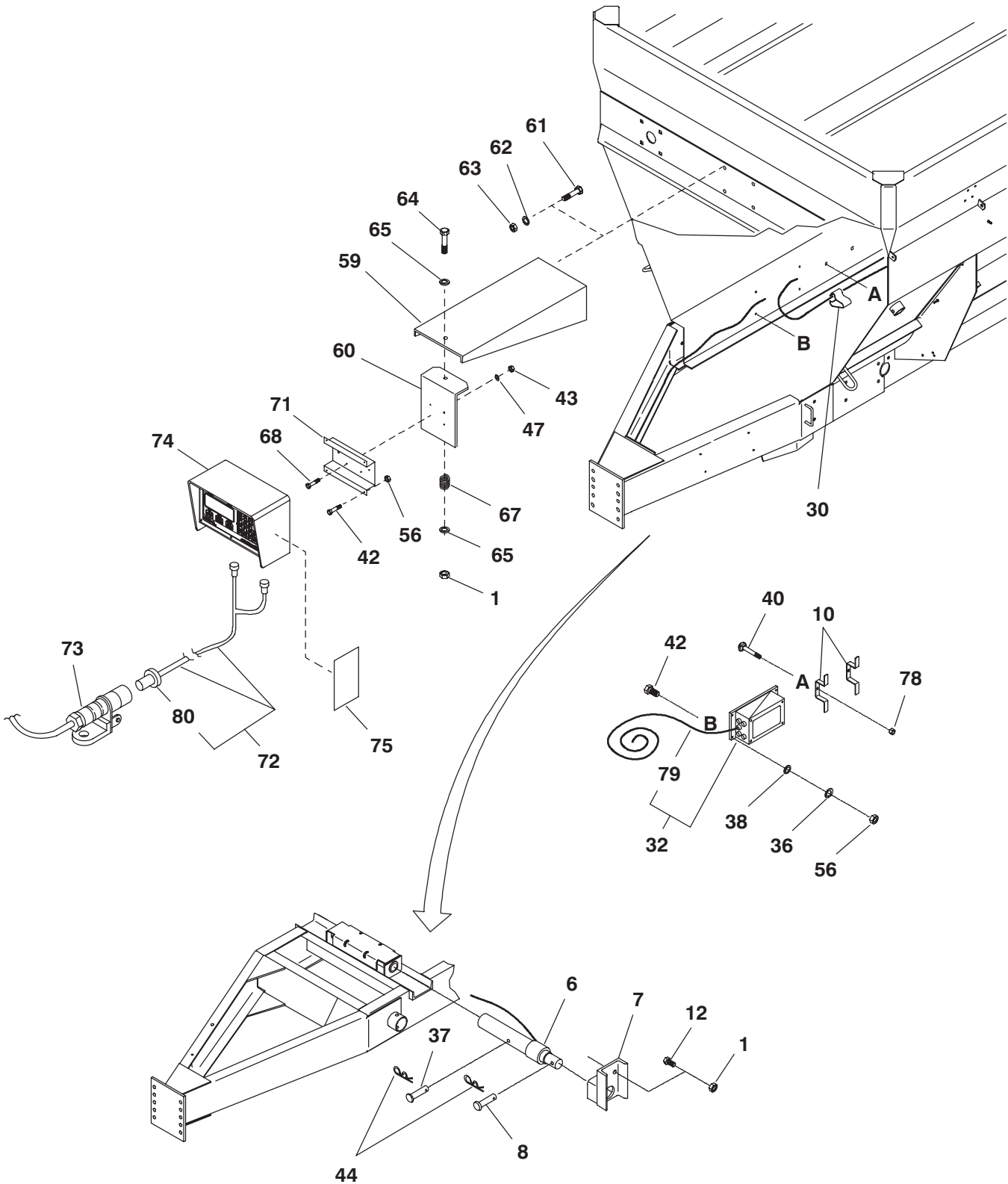


**MF8435/8500 - WEIGHBARS**  
**(AFTER SN6105 - 8435 & SN9074 - 8500)**

Ref. No.	Part No.	Description	Qty. Req.	Ref. No.	Part No.	Description	Qty. Req.
01	071706	LN 1/2 .....	8	42	650815	RHMS #10-24X3/4 .....	6
06	099238	WEIGHBEAM .....	4	44	655006	CP 1/8X1 .....	8
07	099210	BRACKET/WEIGHBAR MOUNTING ....	4	56	650550	HN #10-24 .....	6
08	076102	PIN/CLEVIS 3/8X2-1/4 .....	4	72	093030	CORD/POWER .....	1
10	067179	HOLDER/SCALE CORD .....	2	73	600798	CONNECTOR/FEMALE .....	1
12	650453	CS 1/2X1-1/2 .....	8	74	170048	INDICATOR/MODEL EZ2000 .....	1
17	068034	NILN 1/2 .....	2			(LATER STYLE)	
18	125081	WASHER/PLASTIC .....	3		170049	INDICATOR/MODEL EZ3200 .....	1
19	154177	MOUNT/INDICATOR .....	1			(LATER STYLE)	
20	154449	BRACKET/FRICTION .....	1		112518	INDICATOR/MODEL 1500 .....	1
21	155220	WASHER/BELLEVILLE .....	2			(EARLY STYLE)	
22	157720	SUPPORT/INDICATOR .....	1		112519	INDICATOR/MODEL 2100 .....	1
23	650569	CS 1/2X1-3/4 .....	1			(EARLY STYLE)	
24	650585	CS 1/2X2 .....	1		112520	INDICATOR/MODEL 3200 .....	1
25	654009	FW 1/2 .....	2			(EARLY STYLE)	
30	092675	CLIP/CABLE FRAME .....	AR				
32	092679 <sub>a</sub>	BOX/JUNCTION 15 FT CORD .....	1	75	613477	DECAL/CAUTION IND. LEADS .....	1
36	650549	LW #10 .....	4	78	071703	LN 3/8 .....	2
37	604494	PIN/CLEVIS 3/8X2-3/4 .....	4	79	120814	CABLE/JUNCTION BOX 15 FT .....	1
38	650584	FW #10 .....	2	80	069129	PLUG/2-WAY TRAILER .....	1
40	650704	CB 3/8X1 .....	2				

**a) Includes 15 Foot Cable 120814, Ref. 79.**

**MF8435/8500 - WEIGHBARS**  
**(BEFORE SN6106 - 8435 & SN9075 - 8500)**

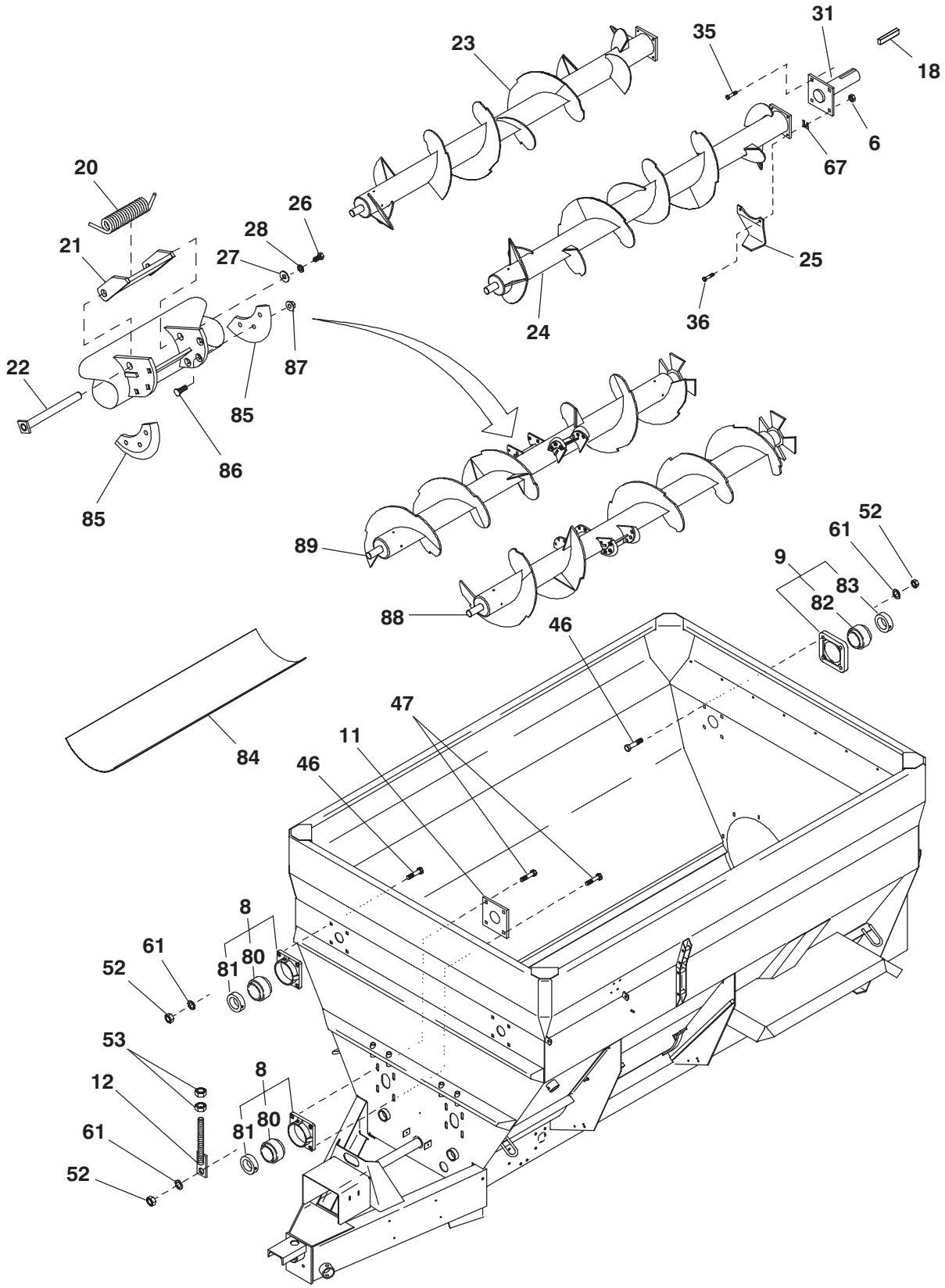


**MF8435/8500 - WEIGHBARS**  
**(BEFORE SN6106 - 8435 & SN9075 - 8500)**

Ref. No.	Part No.	Description	Qty. Req.	Ref. No.	Part No.	Description	Qty. Req.
01	071706	LN 1/2 .....	9	61	650490	CS 3/8X1 .....	4
06	099238	WEIGHBEAM .....	4	62	654026	FW 3/8 .....	4
07	099210	BRACKET/WEIGHBAR MOUNTING ...	4	63	653010	HN 3/8 .....	4
08	076102	PIN/CLEVIS 3/8X2-1/4 .....	4	64	650644	CS 1/2X3 .....	1
10	067179	HOLDER/SCALE CORD .....	2	65	654009	FW 1/2 .....	2
12	650453	CS 1/2X1-1/2 .....	8	67	055342	SPRING/CLUTCH .....	1
30	092675	CLIP/CABLE FRAME .....	AR	68	650542	CS 1/4X1/2 .....	4
32	092679 <sub>a</sub>	BOX/JUNCTION 15 FT CORD .....	1	71	092684	BRACKET/INDICATOR MOUNT .....	1
36	650549	LW #10 .....	4	72	093030	CORD/POWER .....	1
37	604494	PIN/CLEVIS 3/8X2-3/4 .....	4	73	600798	CONNECTOR/FEMALE .....	1
38	650584	FW #10 .....	2	74	112518	INDICATOR/MODEL 1500 .....	1
40	650704	CB 3/8X1 .....	2		112519	INDICATOR/MODEL 2100 .....	1
42	650815	RHMS #10-24X3/4 .....	6		112520	INDICATOR/MODEL 3200 .....	1
43	653005	HN 1/4 .....	4	75	613477	DECAL/CAUTION IND. LEADS .....	1
44	655006	CP 1/8X1 .....	8	78	071703	LN 3/8 .....	2
47	654022	LW 1/4 .....	4	79	120814	CABLE/JUNCTION BOX 15 FT .....	1
56	650550	HN #10-24 .....	6	80	069129	PLUG/2-WAY TRAILER .....	1
59	092797	SUPPORT/INDICATOR .....	1				
60	092798	BRACKET/INDICATOR .....	1				

a) Includes 15 Foot Cable 120814, Ref. 79.

# MF8435/8500 - AUGERS & AUGER BEARINGS



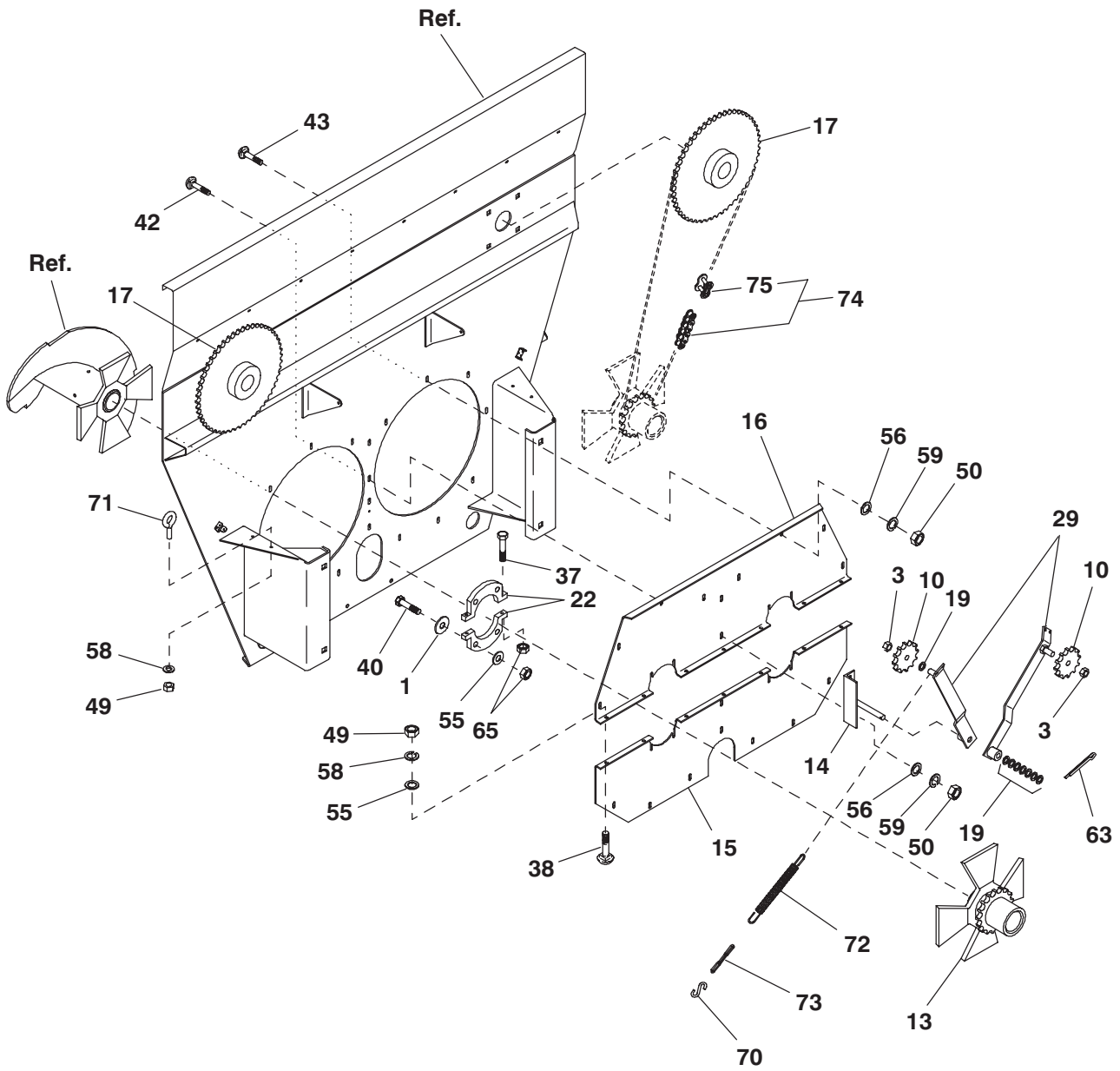


## MF8435/8500 - AUGERS & AUGER BEARINGS

Ref. No.	Part No.	Description	Qty. Req.	Ref. No.	Part No.	Description	Qty. Req.
06	071706	LN 1/2	8	67	360-21476	SHIM	AR
08	091913	FLANGE/BEARING ASSY	4	80	091914	BEARING/BALL	4
09	091915	FLANGE/BEARING ASSY	2	81	089867	COLLAR/LOCK	4
11	092640	BACKING PLATE-BEARING	2	82	092723	BEARING/BALL	2
12	092667	BRACKET/ADJUSTMENT ASSY	4	83	092724	COLLAR/LOCK	2
18	094763	KEY/SQUARE 5/8X2-1/2	2	84	095116	LINER/TROUGH (84") (MF8435)	4
20	119543 <sub>a</sub>	SPRING/TORSION	4		095115	LINER/TROUGH (60") (MF8500)	4
21	142346 <sub>a</sub>	PADDLE/ASSY (AFTER SN8435-6037 & SN8500-9019)	4		095117	LINER/TROUGH (72") (MF8500)	2
	118002 <sub>a</sub>	PADDLE/ASSY (BEFORE SN8435-6038 & SN8500-9020)	4	85	118865 <sub>c</sub>	KNIFE	8
22	119791 <sub>a</sub>	SHAFT ASSY/PIVOT	4	86	650926	PB 1/2X1-1/2	24
23	118601 <sub>b</sub>	AUGER/TOP RT (MF8435)	1	87	210-19530	FLN 1/2	24
	118605 <sub>b</sub>	AUGER/TOP RT (MF8500)	1	88	145749 <sub>b</sub>	AUGER/BOTTOM LT (MF8435)	1
24	118602 <sub>b</sub>	AUGER/TOP LT (MF8435)	1		144389 <sub>b</sub>	AUGER/BOTTOM LT (MF8500) (AFTER SN8435-6037 & SN8500-9019)	1
	118606 <sub>b</sub>	AUGER/TOP LT (MF8500)	1		118604 <sub>b</sub>	AUGER/BOTTOM LT (MF8435)	1
25	118838	LEG/AUGER	2		118608 <sub>b</sub>	AUGER/BOTTOM LT (MF8500) (BEFORE SN8435-6038 & SN8500-9020)	1
26	650494 <sub>a</sub>	CS 1/2X1	4	89	145748 <sub>b</sub>	AUGER/BOTTOM RT (MF8435)	1
27	654009 <sub>a</sub>	FW 1/2	4		144388 <sub>b</sub>	AUGER/BOTTOM RT (MF8500) (AFTER SN8435-6037 & SN8500-9019)	1
28	654030 <sub>a</sub>	LW 1/2	4		118603 <sub>b</sub>	AUGER/BOTTOM RT (MF8435)	1
31	124714	SHAFT/REAR TOP ASSY	2		118607 <sub>b</sub>	AUGER/BOTTOM RT (MF8500) (BEFORE SN8435-6038 & SN8500-9020)	1
35	650502	CS 1/2X2-1/4	4				
36	650503	CS 1/2X2-1/2	4				
46	651320	CB 5/8X2	16				
47	651321	CB 5/8X2-1/2	8				
52	653021	HN 5/8	24				
53	653026	HN 3/4	8				
61	654032	LW 5/8	24				

- a) Optional (After SN5250 - 8435 & SN8250 - 8500).  
See Accessories page for further breakdown.
- b) See Auger components page for further breakdown.
- c) For set of 4 Knives, order 119100. See Accessories page for further breakdown.

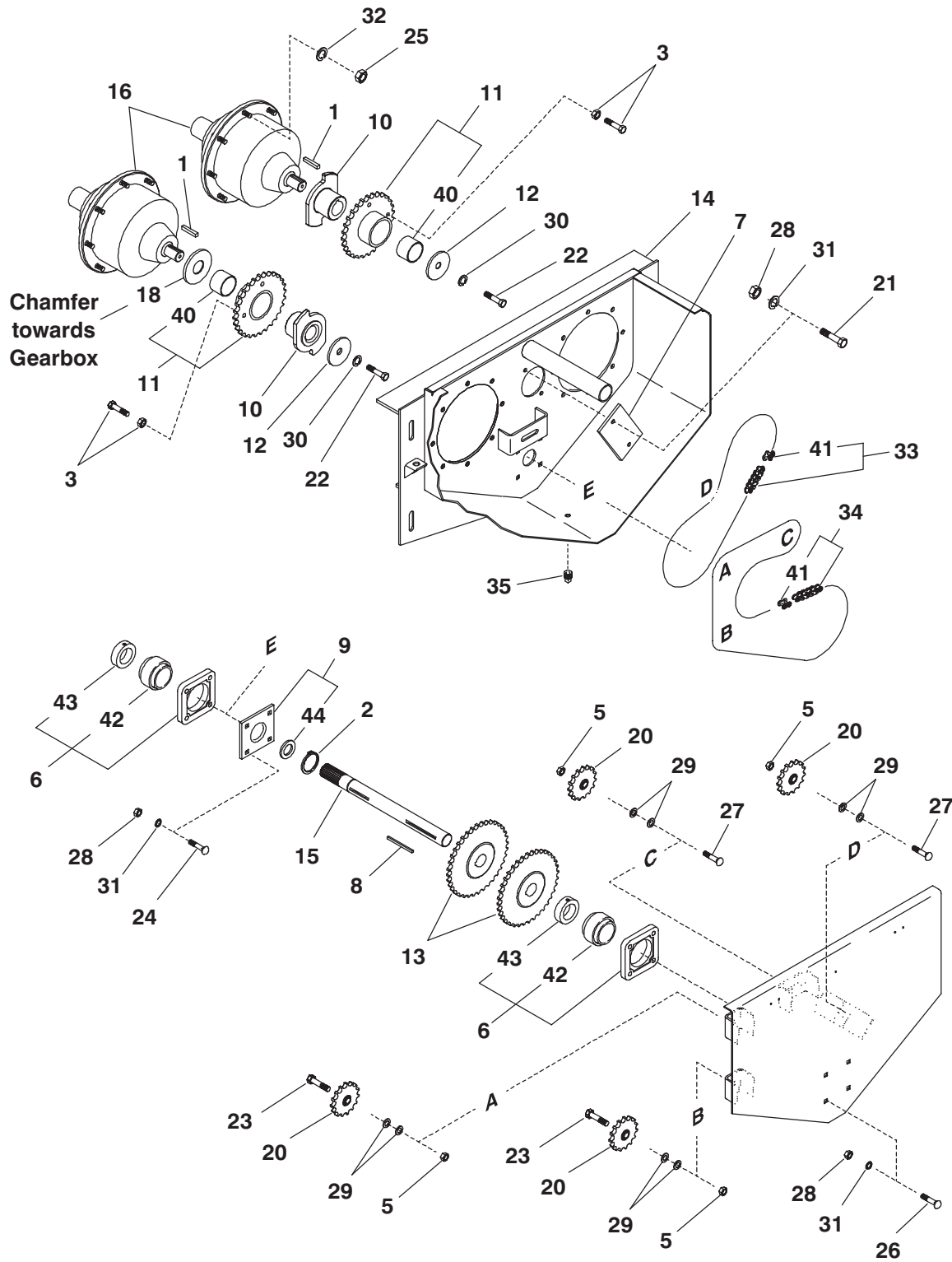
# MF8435/8500 - AUGER DRIVES



## MF8435/8500 - AUGER DRIVES

Ref. No.	Part No.	Description	Qty. Req.	Ref. No.	Part No.	Description	Qty. Req.
01	B11296	FW 11/32 .....	8	42	650773	CB 3/8X1-1/2 .....	2
03	064331	LN 3/4 .....	2	43	650786	CB 3/8X1-1/4 .....	16
10	099244	SPROCKET/IDLER 11T .....	2	49	653007	HN 5/16 .....	9
13	144404	HUB/DRIVE WELDMENT .....	2	50	653010	HN 3/8 .....	18
		(AFTER SN8435-6037 & SN8500-9019)		55	654004	FW 5/16 .....	15
	099232	HUB/DRIVE ASSY LT .....	2	56	654006	FW 3/8 .....	18
		(BEFORE SN8435-6038 & SN8500-9020)		58	654024	LW 5/16 .....	9
14	092752	BRACKET WELDMENT-IDLER .....	1	59	654026	LW 3/8 .....	18
15	092754	PANEL/LOWER FILLER .....	1	63	655020	CP 3/16X1-1/2 .....	1
16	092755	PANEL/UPPER FILLER .....	1	65	064260	NILN 5/16 .....	12
17	099240	SPROCKET/42T .....	2	70	B11433A	S-HOOK .....	2
19	099242	BUSHING/MACHINE .....	AR	71	061858	EYEBOLT 5/16X1-1/2 .....	2
22	117004	HALF/SEALING WASHER .....	4	72	076090	SPRING/EXTENSION .....	2
29	118935	IDLER/ARM ASSY .....	2	73	092643	CHAIN .....	2
37	650568	CS 5/16X2 .....	4	74	118937	CHAIN/ROLLER #100X86 LINKS .....	2
38	650573	CB 5/16X1 .....	7	75	606065	LINK/CONNECTOR .....	1
40	650692	CS 5/16X1-3/4 .....	8				

**MF8435/8500 - CHAINCASE**  
**(AFTER SN8435 - 5250 & SN8500 - 8250)**

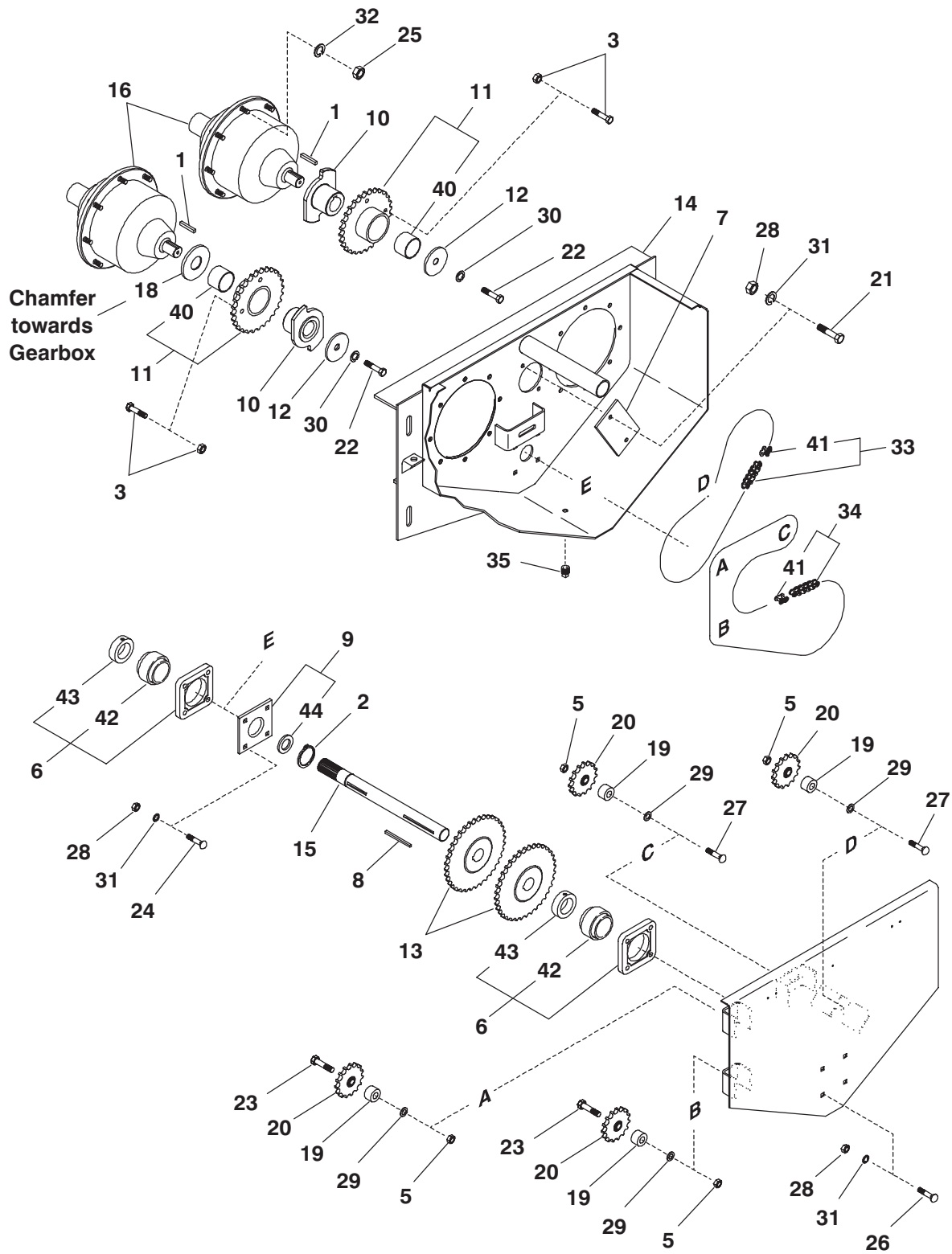


**MF8435/8500 - CHAINCASE**  
**(AFTER SN8435 - 5250 & SN8500 - 8250)**

Ref. No.	Part No.	Description	Qty. Req.	Ref. No.	Part No.	Description	Qty. Req.
01	006989	KEY/SQUARE .....	2	23	650647	CS 5/8X2 .....	2
02	051904	RING/RETAINING .....	1	24	650774	CB 1/2X2 .....	4
03	907727	KIT/SHEAR BOLT (8-PACK) .....	1	25	653023	HN 5/8 (UNF) .....	16
05	071709	LN 5/8 .....	4	26	651324	CB 1/2X1-1/2 .....	4
06	091912	FLANGE/BEARING ASSY .....	2	27	651320	CB 5/8X2 .....	2
07	092733	PLATE/GEAR PUMP COVER .....	1	28	653018	HN 1/2 .....	10
08	092734	KEY 3/8 SQ X 3 .....	1	29	654012	FW 5/8 .....	8
09	092735	SEAL PLATE ASSY .....	1	30	654026	LW 3/8 .....	2
10	141680	FLANGE/SHEAR ASSY .....	2	31	654030	LW 1/2 .....	10
11	142935	SPROCKET/28T .....	2	32	654032	LW 5/8 .....	16
12	119702	FW 13/32 HT .....	2	33	053844	CHAIN/ROLLER #60X74 LINKS .....	1
13	119703	SPROCKET/60B36 .....	2	34	058481	CHAIN/ROLLER #60X118 LINKS .....	1
14	119713	CHAIN/CASE WELDMENT .....	1	35	660004	PLUG/PIPE 1/2 SQ HD .....	1
15	119722	SHAFT/INPUT .....	1	40	119701	BUSHING/BRONZE .....	2
16	119798 <sub>a</sub>	GEARBOX/MODEL 9 .....	2	41	500160	LINK/CONNECTOR .....	2
18	119794	FW 1-17/32 HT .....	1	42	083666	BEARING/BALL .....	2
20	124773	SPROCKET/IDLER ASSY .....	4	43	076082	COLLAR/LOCK .....	2
21	650494	CS 1/2X1 .....	2	44	091884	SEAL/OIL .....	1
22	650533	CS 3/8X1-1/2 .....	2				

a) See Gearbox Component page for breakdown.

**MF8435/8500 - CHAINCASE**  
**(BEFORE SN8435 - 5251 & SN8500 - 8251)**

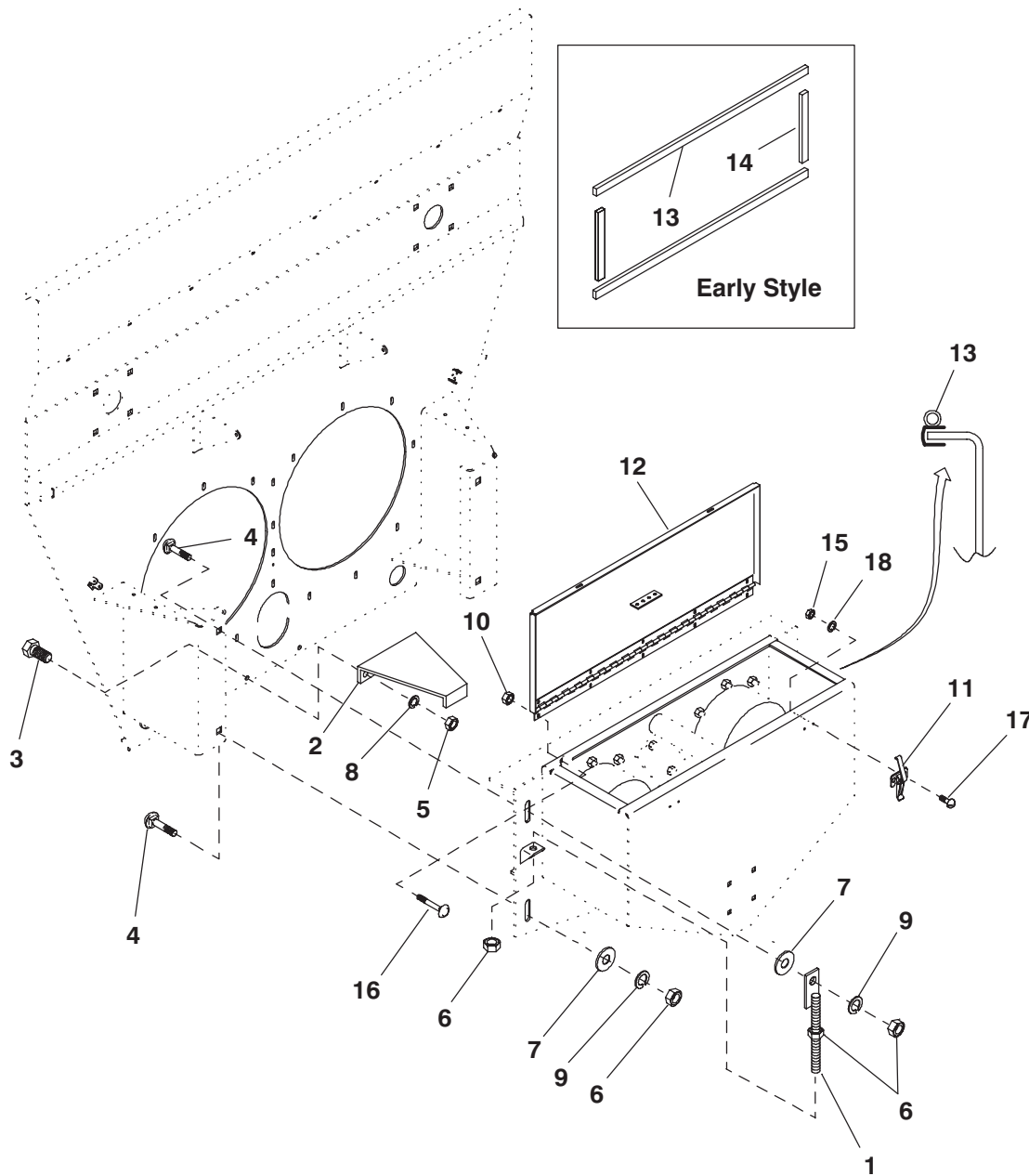


**MF8435/8500 - CHAINCASE  
(BEFORE SN8435 - 5251 & SN8500 - 8251)**

Ref. No.	Part No.	Description	Qty. Req.	Ref. No.	Part No.	Description	Qty. Req.
01	006989	KEY/SQUARE .....	2	23	650572	CS 5/8X2-3/4 .....	2
02	051904	RING/RETAINING .....	1	24	650774	CB 1/2X2 .....	4
03	904400	KIT/SHEAR BOLT (8-PACK) .....	1	25	651107	HN 9/16 .....	16
05	071709	LN 5/8 .....	4	26	651324	CB 1/2X1-1/2 .....	4
06	091912	FLANGE/BEARING ASSY .....	2	27	651326	CB 5/8X2-3/4 .....	2
07	092733	PLATE/GEAR PUMP COVER .....	1	28	653018	HN 1/2 .....	10
08	092734	KEY 3/8 SQ X 3 .....	1	29	654012	FW 5/8 .....	4
09	092735	SEAL PLATE ASSY .....	1	30	654026	LW 3/8 .....	2
10	119695	FLANGE/SHEAR ASSY .....	2	31	654030	LW 1/2 .....	10
11	119698	SPROCKET/SHEAR ASSY 28T .....	2	32	654056	LW 9/16 .....	16
12	119702	FW 13/32 HT .....	2	33	053844	CHAIN/ROLLER #60X74 LINKS .....	1
13	119703	SPROCKET 36T .....	2	34	058481	CHAIN/ROLLER #60X118 LINKS .....	1
14	119713	CHAIN CASE WELDMENT .....	1	35	660004	PLUG/PIPE 1/2 SQ HD .....	1
15	119722	SHAFT/INPUT .....	1	40	119701	BUSHING/BRONZE .....	2
16	119726 <sub>a</sub>	GEARBOX/MODEL 8 .....	2	41	500160	LINK/CONNECTOR .....	2
18	119794	FW 1-17/32 HT .....	1	42	083666	BEARING/BALL .....	2
19	119810	SPACER .....	4	43	076082	COLLAR/LOCK .....	2
20	124773	SPROCKET/IDLER ASSY 15T .....	4	44	091884	SEAL/OIL .....	1
21	650494	CS 1/2X1 .....	2				
22	650533	CS 3/8X1-1/2 .....	2				

a) See Gearbox Component page for breakdown.

# MF8435/8500 - CHAINCASE MOUNTING & COVER



Ref. No.	Part No.	Description	Qty. Req.
01	092667	BRACKET/ADJUSTMENT ASSY	2
02	110201	STAND-OFF/ASSY	1
03	650495	CS 1/2X1-1/4	2
04	651319	CB 3/4X1-3/4	4
05	653018	HN 1/2	2
06	653026	HN 3/4	8
07	654014	FW 3/4	4
08	654030	LW 1/2	2
09	654034	LW 3/4	4
10	070634	FLN 1/4	5
11	079878	LATCH	2

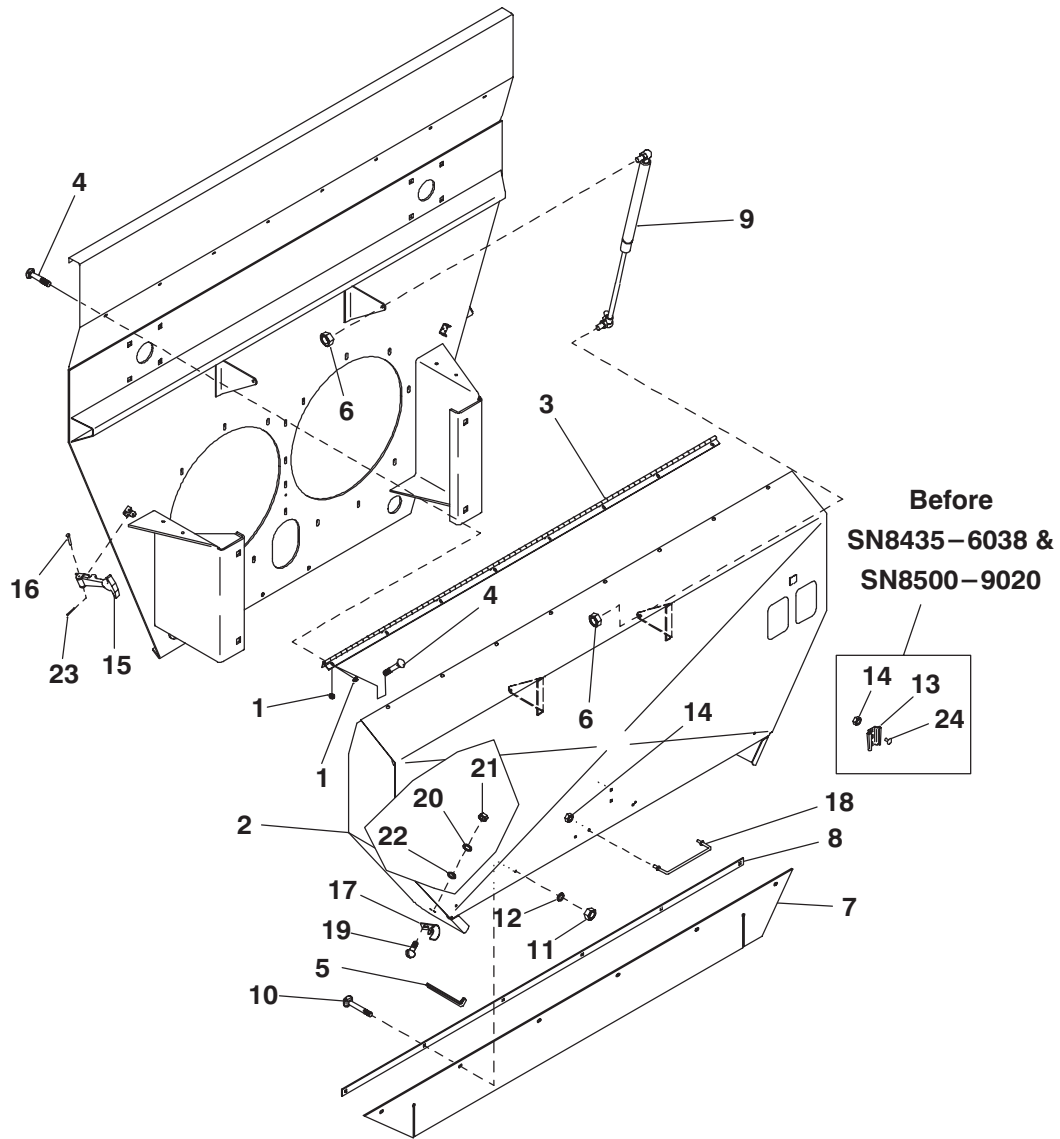
Ref. No.	Part No.	Description	Qty. Req.
12	119712 <sub>a</sub>	COVER/CHAIN CASE ASSY	1
13	144455	TRIM/SEAL (LATER STYLE)	1
	119710 <sub>b</sub>	SEAL/COVER (EARLY STYLE)	2
14	119711 <sub>b</sub>	SEAL/COVER (EARLY STYLE)	2
15	650627	HN #12-24	4
16	650758	CB 1/4X3/4	5
17	650812	RHMS #12-24X1/2	4
18	650813	FW #12	4

a) Includes 091438 & 093457 Decals.

b) Replaced by 144455 Trim Seal (1).



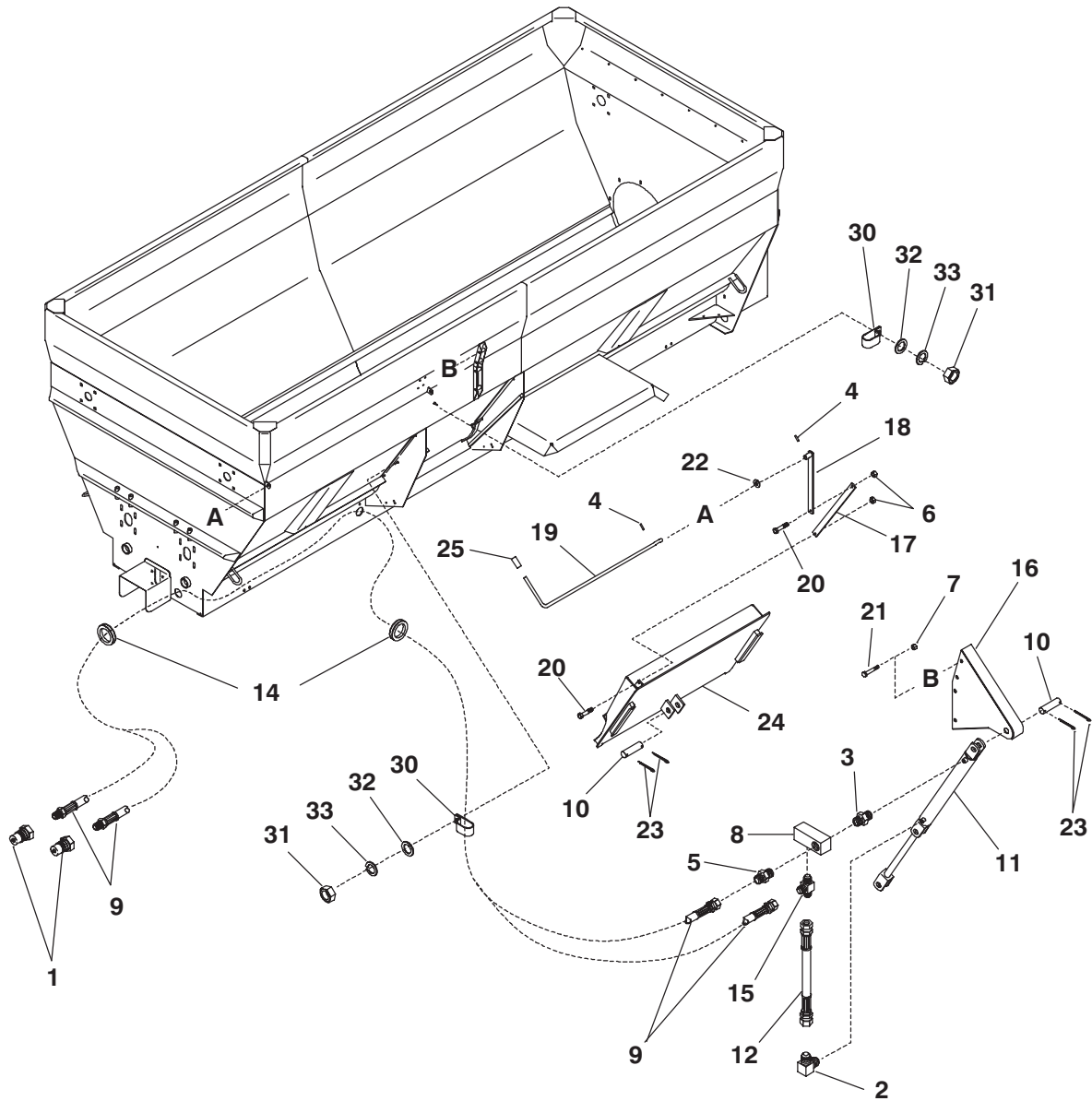
# MF8435/8500 - AUGER DRIVE COVER



Ref. No.	Part No.	Description	Qty. Req.	Ref. No.	Part No.	Description	Qty. Req.
01	070634	FLN 1/4	16	14	070648	FLN 5/16	4
02	119796 <sub>a</sub>	SHIELD/REAR	1	15	091899	HOOK/RUBBER	2
03	118891	HINGE/SHIELD	1	16	092665	PIN/CLEVIS 3/16X1-5/8	2
04	650771	CB 1/4X1/2	16	17	111421	BRACKET/CLEVIS	2
05	068960	TRIM	2	18	119664	HANDLE/LIFT	1
06	071701	LN 5/16	4	19	650548	RHMS #10-24X1/2	4
07	119485	FLAP/SHIELD	1	20	650549	LW #10	4
08	119486	STRAP/BELT	1	21	650550	HN #10-24	4
09	119706	SPRING/GAS	2	22	650584	FW #10	4
10	650758	CB 1/4X3/4	6	23	650590	CP 1/16X1/2	2
11	653005	HN 1/4	6	24	650969	CB 5/16X5/8	2
12	654022	LW 1/4	6				
13	047269	SOCKET/SIGN MOUNTING	1				

a) Includes 091438, 091442 & 093366 Decals.

# MF8435/8500 - DISCHARGE DOOR & HYDRAULICS

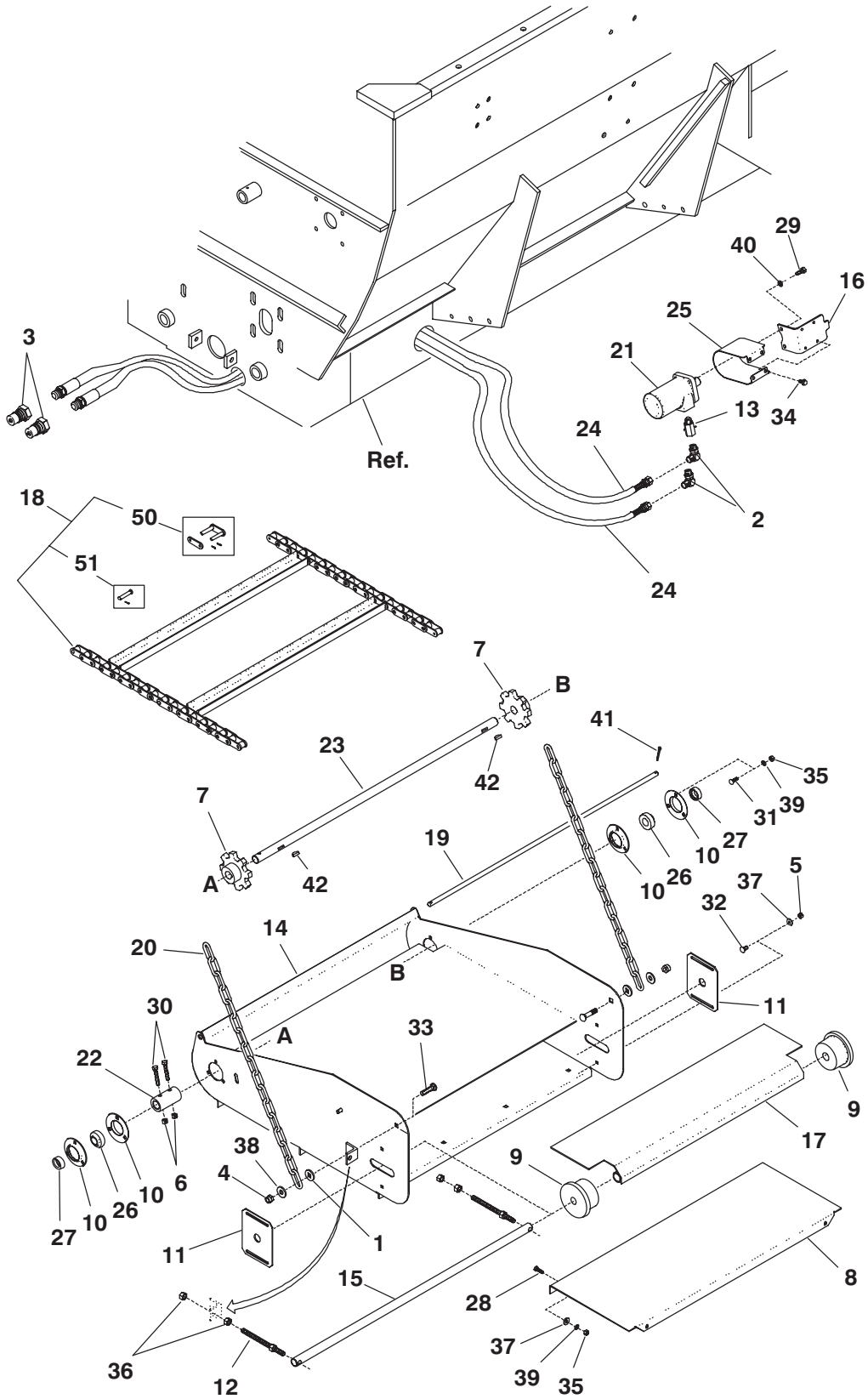


## MF8435/8500 - DISCHARGE DOOR & HYDRAULICS

Ref. No.	Part No.	Description	Qty. Req.	Ref. No.	Part No.	Description	Qty. Req.
01	056080 <sub>a</sub>	QUICK-DISCONNECT (MALE) .....	2	18	118928	LINK/INDICATOR UPPER .....	1
02	057650	ELBOW/HYD FITTING 90 DEG .....	1	19	118956	ROD/PIVOT (MF8435) .....	1
03	057653	UNION/HYD FITTING .....	1		118965	ROD/PIVOT (MF8500) .....	1
04	057864	PIN/SPRING .....	2	20	650487	CS 5/16X1 .....	2
05	062889	UNION/HYD FITTING .....	1	21	650644	CS 1/2X3 .....	4
06	071701	LN 5/16 .....	2	22	654009	FW 1/2 .....	1
07	071706	LN 1/2 .....	4	23	655020	CP 3/16X1-1/2 .....	4
08	091889	VALVE/HYDRAULIC RELIEF .....	1	24	118901	DOOR/DISCHARGE .....	1
09	099239 <sub>a</sub>	HOSE/ASSY .....	2	25	119493	CAP/VINYL .....	1
10	092642	HINGE PIN/DOOR .....	2	30	067880	CLAMP/HOSE .....	2
11	093759 <sub>b</sub>	CYLINDER/HYDRAULIC 2 X 20 .....	1	31	653005	HN 1/4 .....	2
12	094472	HOSE/ASSY .....	1	32	654002	FW 1/4 .....	2
14	113013	TRIM .....	2	33	654022	LW 1/4 .....	2
15	113109	TEE/HYDRAULIC FITTING .....	1				
16	118886	BRACKET/CYLINDER .....	1				
17	118925	LINK/INDICATOR LOWER .....	1				

**a) NOT used on Truck mounted style Mixer Feeders. For Truck mount connections, see page titled TM8435/8500 (TRUCK MOUNTED) - HYDRAULICS & CONTROLS.**  
**b) See Hydraulic Cylinder components page.**

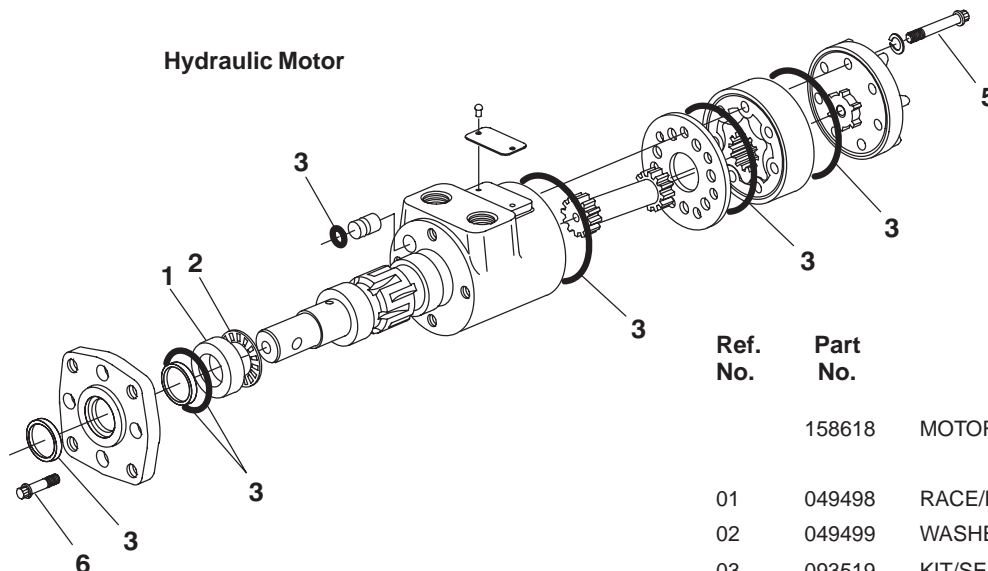
**MF8435/8500 - ONE-PIECE SHORT DISCHARGE CONVEYOR  
(AFTER SN6105 - 8435 & SN9074 - 8500)**



## MF8435/8500 - ONE-PIECE SHORT DISCHARGE CONVEYOR (AFTER SN6105 - 8435 & SN9074 - 8500)

Ref. No.	Part No.	Description	Qty. Req.	Ref. No.	Part No.	Description	Qty. Req.
01	048459	FW 17/32 .....	6	23	158630	SHAFT/CONVEYOR .....	1
02	054816	ELBOW/90 DEG STR THD .....	2	24	158650	HOSE/ASSY .....	2
03	056080	QUICK-DISCONNECT (MALE) .....	2	25	158661	SHIELD/SHAFT .....	1
04	068034	NILN 1/2 .....	2	26	520063	BEARING/BALL .....	2
05	071701	LN 5/16 .....	4	27	520084	COLLAR/BEARING .....	2
06	071703	LN 3/8 .....	2	28	650487	CS 5/16X1 .....	4
07	091893	SPROCKET/A550X8T .....	2	29	650490	CS 3/8X1 .....	2
08	092604	DUMP PLATE/CONVEYOR .....	1	30	650535	CS 3/8X2-1/4 .....	2
09	154193	GUIDE/CHAIN .....	2	31	650573	CB 5/16X1 .....	6
10	154206	RETAINER/BEARING .....	4	32	650687	CB 5/16X3/4 .....	4
11	154347	PLATE/SLIDE .....	2	33	650774	CB 1/2X2 .....	2
12	154362	ROD/ADJUSTMENT .....	2	34	650985	TCS 5/16X3/4 .....	4
13	155823	VALVE/LINE CHECK .....	1	35	653007	HN 5/16 .....	10
14	156674	CONVEYOR/WELDMENT .....	1	36	653018	HN 1/2 .....	4
15	157732	SHAFT/IDLER .....	1	37	654004	FW 5/16 .....	8
16	157795	SUPPORT/MOTOR .....	1	38	654009	FW 1/2 .....	2
17	157811	PLATE/FLOOR .....	1	39	654024	LW 5/16 .....	10
18	157813	CHAIN/CONVEYOR .....	1	40	654026	LW 3/8 .....	2
19	157858	ROD/PIVOT .....	1	41	655020	CP 3/16X1-1/2 .....	2
20	158615	CHAIN 7/0X17 LINKS .....	2	42	650513	KEY/WOODRUFF 1/4X1 .....	2
21	158618 <sub>a</sub>	MOTOR/HYDRAULIC .....	1	50	081311	CONNECTOR/PLAIN .....	AR
22	158619	COUPLER/SHAFT .....	1	51	500209	PIN/CONNECTOR (10 PACK) .....	AR

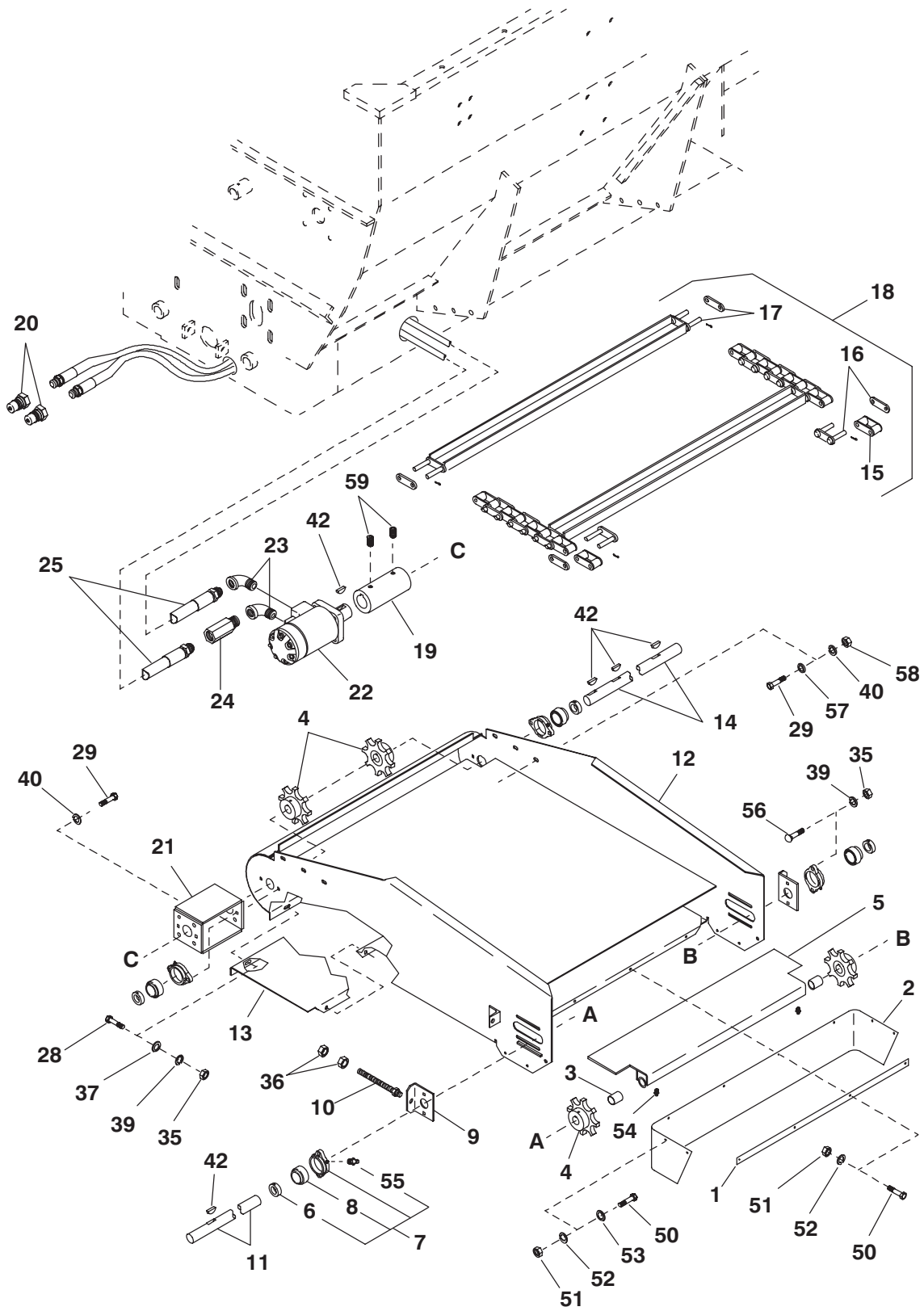
a) See breakdown below.



Ref. No.	Part No.	Description	Qty. Req.
	158618	MOTOR/HYDRAULIC .....	1
		CONSISTS OF:	
01	049498	RACE/BEARING .....	1
02	049499	WASHER/THRUST .....	1
03	093519 <sub>a</sub>	KIT/SEAL .....	1
05	650373	12-PT CS 5/16X1-3/4 NF .....	7
06	650927	12-PT CS 5/16X7/8 NF .....	4

a) The Seal Kit includes all required Seals, O-Rings, sealant and an instruction sheet.

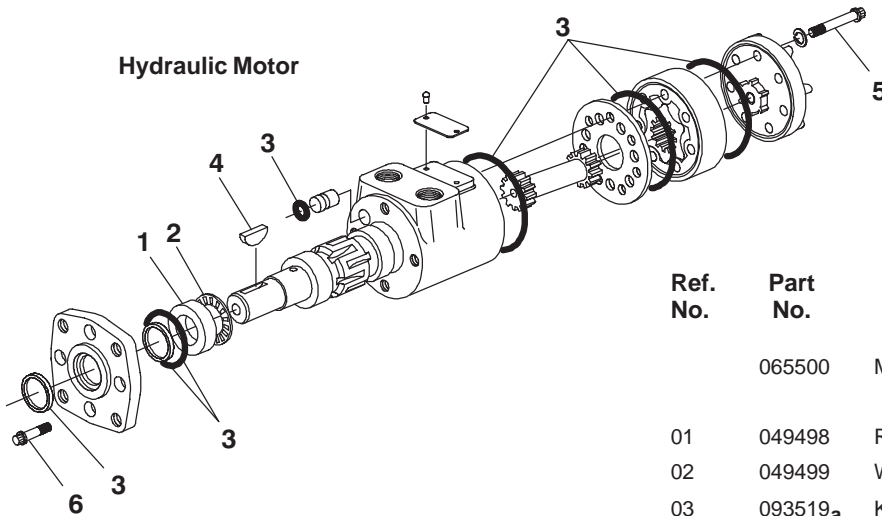
# MF8435/8500 - ONE-PIECE DISCHARGE CONVEYOR



# MF8435/8500 - ONE-PIECE DISCHARGE CONVEYOR

Ref. No.	Part No.	Description	Qty. Req.	Ref. No.	Part No.	Description	Qty. Req.
01	092602	STRAP/DEFLECTOR	1	23	058654	ELBOW/HYD FITTING 90 DEG	2
02	092603	DEFLECTOR/BELT	1	24	067457	VALVE/HYDRAULIC CHECK (1/2 DIA)	1
03	091892	BUSHING	2	25	092613 <sub>a</sub>	HOSE 159" LONG	2
04	091893	SPROCKET/8T	4	28	650487	CS 5/16X1	4
05	092610	ADJ. FLOOR PLATE ASSY	1	29	650490	CS 3/8X1	10
06	520084	COLLAR/LOCK	4	35	653007	HN 5/16	12
07	091923	FLANGE/BEARING (INCL 6 & 8)	4	36	653018	HN 1/2	4
08	042903	BEARING/BALL	4	37	654004	FW 5/16	4
09	092601	BEARING ADJ. PLATE	2	39	654024	LW 5/16	12
10	092600	THREADED ROD	2	40	654026	LW 3/8	10
11	092611	CONVEYOR SHAFT-UPPER	1	42	650513	KEY/WOODRUFF 1/4X1	5
12	092605	CONVEYOR	1	50	650448	CS 1/4X3/4	8
13	092604	DUMP PLATE/CONVEYOR	1	51	653005	HN 1/4	8
14	092606	SHAFT/CONVEYOR	1	52	654022	LW 1/4	8
15	091886	LINK/HALF	AR	53	654002	FW 1/4	4
16	092779	LINK/STEEL W/PINS	AR	54	570014	FITTING/GREASE	2
17	092608	SLAT W/LINK & PINS	6	55	570009	FITTING/GREASE	4
18	092607	CONVEYOR/CHAIN ASSY	1	56	650781	CB 5/16X1-1/2	8
19	091908	COUPLER/CONVEYOR DRIVE SHAFT	1	57	654006	FW 3/8	6
20	056080 <sub>a</sub>	QUICK DISCONNECT (MALE) (LATER UNITS)	2	58	653010	HN 3/8	6
21	092619	HYD MOTOR MOUNT	1	59	650201	SHSS 5/16X5/16	2
22	065500 <sub>b</sub>	MOTOR/HYDRAULIC	1				

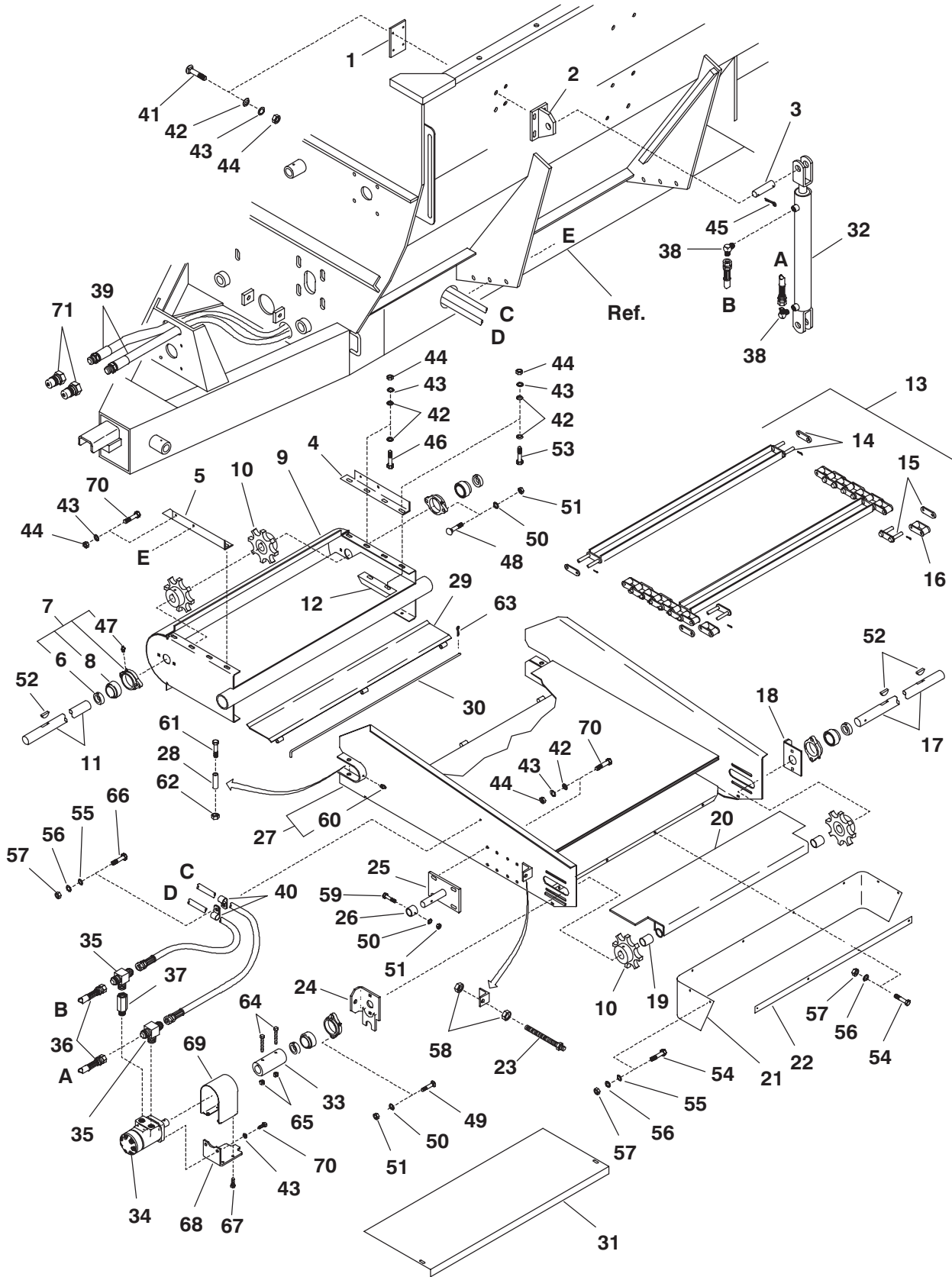
a) NOT used on Truck Mounted Mixer Feeders.  
b) See breakdown below.



Ref. No.	Part No.	Description	Qty. Req.
	065500	MOTOR/HYDRAULIC	1
		CONSISTS OF:	
01	049498	RACE/BEARING	1
02	049499	WASHER/THRUST	1
03	093519 <sub>a</sub>	KIT/SEAL	1
04	650513	KEY/WOODRUFF 1/4X1	1
05	650373	12-PT CS 5/16X1-3/4 NF	7
06	650927	12-PT CS 5/16X7/8 NF	4

a) The Seal Kit includes all required Seals, O-Rings, sealant and an instruction sheet.

# MF8435/8500 - TWO-PIECE DISCHARGE CONVEYOR (NEW STYLE)





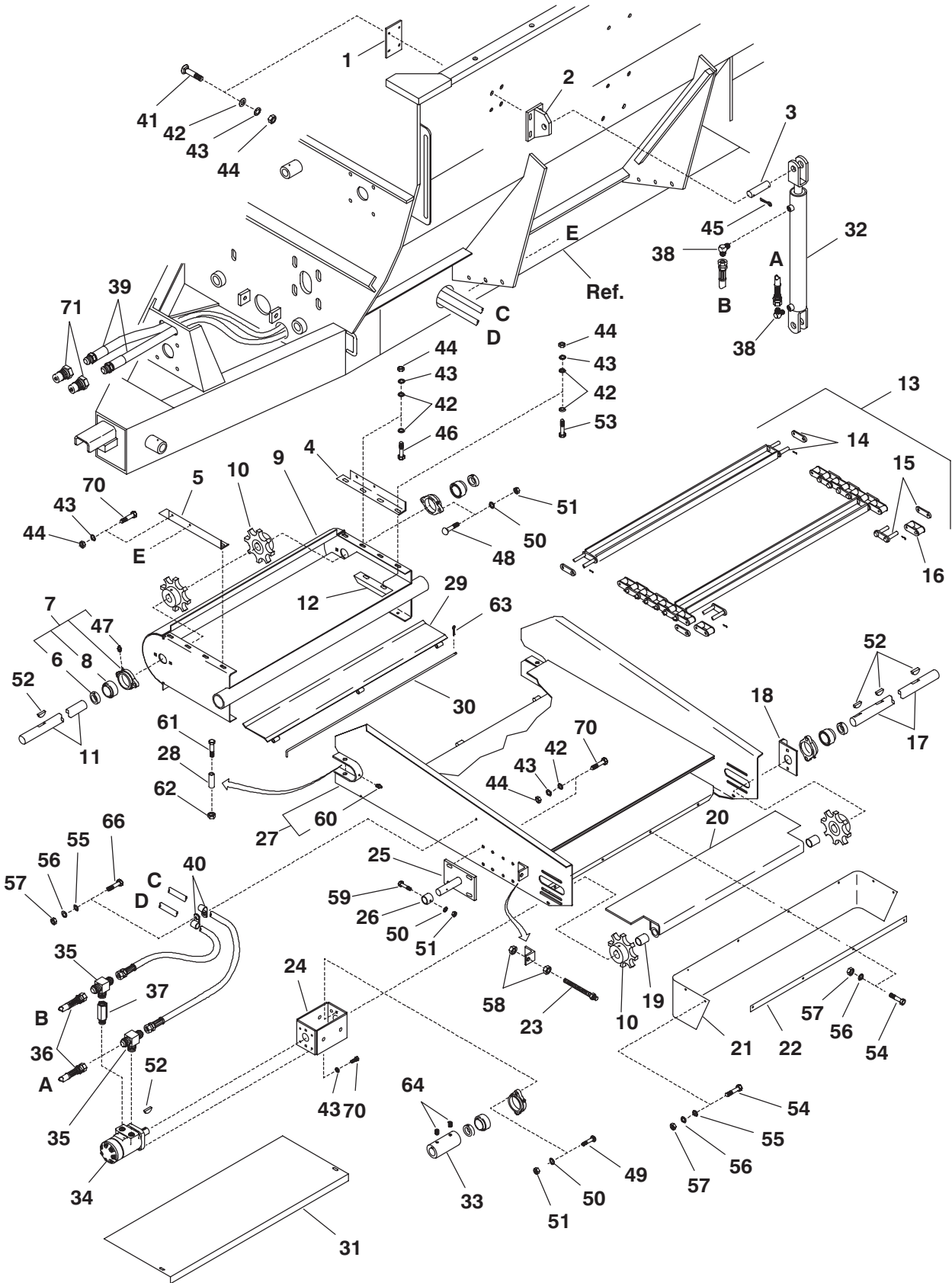
## MF8435/8500 - TWO-PIECE DISCHARGE CONVEYOR (NEW STYLE)

Ref. No.	Part No.	Description	Qty. Req.	Ref. No.	Part No.	Description	Qty. Req.
01	092626	BACKING PLATE CONV. CYL. ....	1	38	062405	ELBOW/MALE 1/2 .....	2
02	092621	BRACKET/CYLINDER LIFT .....	1	39	092633 <sub>b</sub>	HOSE/ASSY 219" .....	2
03	092622	PIN/CYLINDER HINGE .....	1	40	048967	CLAMP/INSULATED HOSE .....	2
04	092628	MOUNT/CONVEYOR RT .....	1	41	650773	CB 3/8X1-1/2 .....	4
05	092629	MOUNT/CONVEYOR LT .....	1	42	654006	FW 3/8 .....	24
06	520084	COLLAR/BEARING .....	4	43	654026	LW 3/8 .....	22
07	091923	FLANGE/BEARING ASSY .....	4	44	653010	HN 3/8 .....	20
08	042903	BEARING .....	4	45	655022	CP 3/16X1-3/4 .....	2
09	092615	CONVEYOR/LOWER .....	1	46	650491	CS 3/8X1-1/4 .....	4
10	091893	SPROCKET/8T .....	4	47	570009	FITTING/GREASE .....	4
11	092616	DRIVE SHAFT/LOWER CONV. ....	1	48	650745	CB 5/16X1-1/4 .....	4
12	092623	GUIDE/CHAIN .....	2	49	650781	CB 5/16X1-1/2 .....	4
13	092634	CONVEYOR/CHAIN ASSY .....	1	50	654024	LW 5/16 .....	9
14	092608	SLAT W/LINK & PINS .....	9	51	653007	HN 5/16 .....	9
15	092779	LINK/STEEL W/PINS .....	AR	52	650513	KEY/WOODRUFF 1/4X1 .....	3
16	091886	LINK/HALF .....	AR	53	650533	CS 3/8X1-1/2 .....	4
17	158653	DRIVE SHAFT/UPPER .....	1	54	650448	CS 1/4X3/4 .....	8
18	092601	BEARING/ADJ. PLATE .....	1	55	654002	FW 1/4 .....	5
19	091892	BUSHING .....	2	56	654022	LW 1/4 .....	9
20	092610	PLATE/ADJ. FLOOR ASSY .....	1	57	653005	HN 1/4 .....	9
21	092603	DEFLECTOR/BELT .....	1	58	653018	HN 1/2 .....	4
22	092602	STRAP/DEFLECTOR .....	1	59	650692	CS 5/16X1-3/4 .....	1
23	092600	ROD/THREADED .....	2	60	570014	FITTING/GREASE .....	2
24	158663	PLATE/ADJUSTMENT .....	1	61	650594	CS 1/2X3-1/4 .....	2
25	092618	SUPPORT/CYLINDER .....	1	62	071706	LN 1/2 .....	2
26	092627	RETAINER/CYLINDER .....	1	63	650551	CP 3/32X3/4 .....	1
27	092617	CONVEYOR/UPPER .....	1	64	650535	CS 3/8X2-1/4 .....	2
28	092625	TUBE/PIVOT RETAINER .....	2	65	071703	LN 3/8 .....	2
29	092631	PLATE/PIVOT .....	1	66	650426	CS 1/4X1-1/4 .....	1
30	092630	SHAFT/PIVOT .....	1	67	650985	TFS 5/16X3/4 .....	4
31	092624	BOTTOM PLATE LOWER CONV. ....	1	68	157795	ARM/TORQUE .....	1
32	091882 <sub>a</sub>	CYLINDER/HYDRAULIC 2X16 .....	1	69	158661	SHIELD/SHAFT .....	1
33	158619	COUPLER/SHAFT .....	1	70	650490	CS 3/8X1 .....	10
34	158618 <sub>b</sub>	MOTOR/HYDRAULIC .....	1	71	056080 <sub>b</sub>	QUICK DISCONNECT (MALE) .....	2
35	110216	FITTING/TEE .....	2			(LATER UNITS)	
36	062404	HOSE/HYDRAULIC .....	2				
37	155823	VALVE/HYDRAULIC CHECK .....	1				

a) For breakdown, see 'Hydraulic Cylinders' page.

b) For breakdown, see 'One-Piece Short Discharge Conveyor' page.

# MF8435/8500 - TWO-PIECE DISCHARGE CONVEYOR (OLD STYLE)



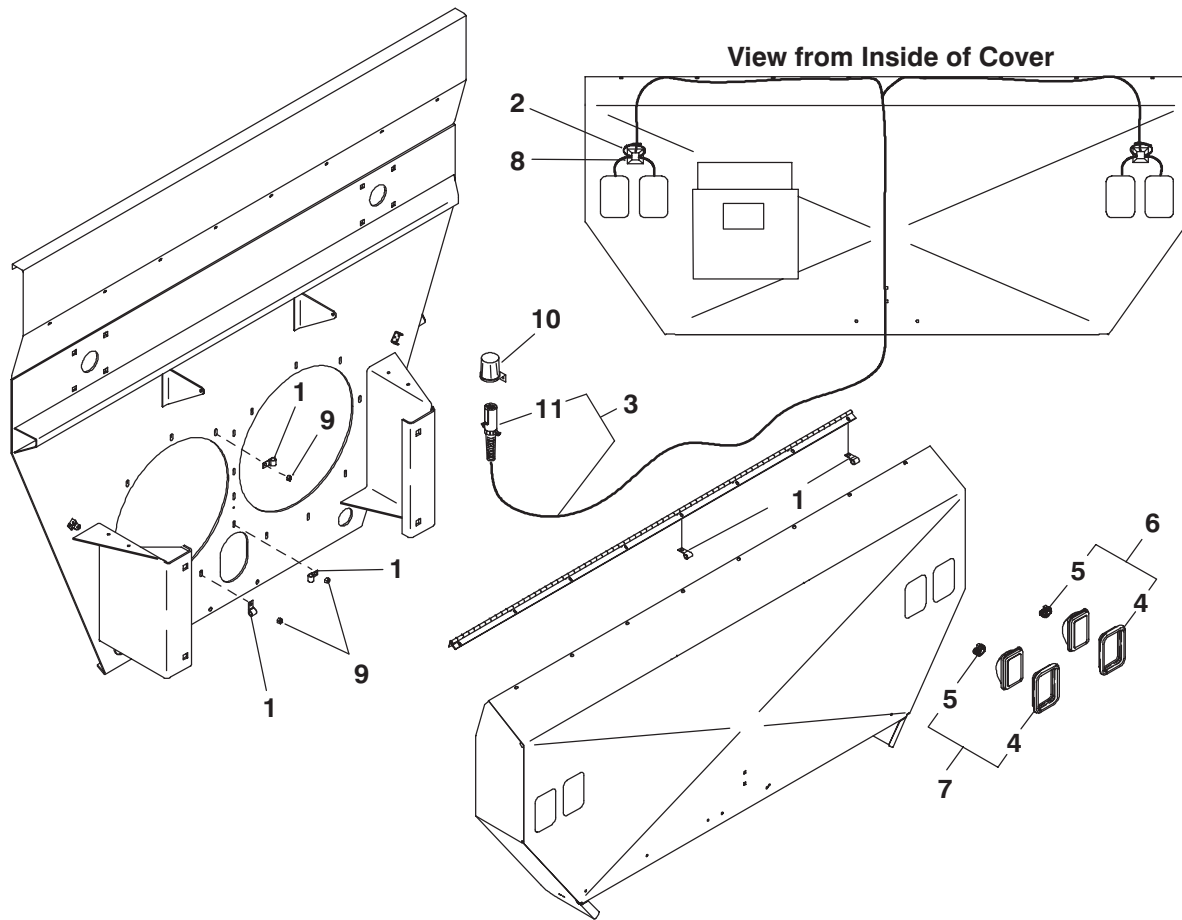
## MF8435/8500 - TWO-PIECE DISCHARGE CONVEYOR (OLD STYLE)

Ref. No.	Part No.	Description	Qty. Req.	Ref. No.	Part No.	Description	Qty. Req.
01	092626	BACKING PLATE CONV. CYL. ....	1	35	067769	FITTING/TEE .....	2
02	092621	BRACKET/CYLINDER LIFT .....	1	36	062404	HOSE/HYDRAULIC .....	2
03	092622	PIN/CYLINDER HINGE .....	1	37	067457	VALVE/HYDRAULIC CHECK .....	1
04	092628	MOUNT/CONVEYOR RT .....	1	38	062405	ELBOW/MALE 1/2 .....	2
05	092629	MOUNT/CONVEYOR LT .....	1	39	092633 <sub>b</sub>	HOSE/ASSY 219" .....	2
06	520084	COLLAR/BEARING .....	4	40	048967	CLAMP/INSULATED HOSE .....	2
07	091923	FLANGE/BEARING ASSY .....	4	41	650773	CB 3/8X1-1/2 .....	4
08	042903	BEARING .....	4	42	654006	FW 3/8 .....	24
09	092615	CONVEYOR/LOWER .....	1	43	654026	LW 3/8 .....	24
10	091893	SPROCKET/8T .....	4	44	653010	HN 3/8 .....	20
11	092616	DRIVE SHAFT/LOWER CONV. ....	1	45	655022	CP 3/16X1-3/4 .....	2
12	092623	GUIDE/CHAIN .....	2	46	650491	CS 3/8X1-1/4 .....	4
13	092634	CONVEYOR/CHAIN ASS'Y .....	1	47	570009	FITTING/GREASE .....	4
14	092608	SLAT W/LINK & PINS .....	9	48	650745	CB 5/16X1-1/4 .....	4
15	092779	LINK/STEEL W/PINS .....	AR	49	650781	CB 5/16X1-1/2 .....	4
16	091886	LINK/HALF .....	AR	50	654024	LW 5/16 .....	9
17	092620	DRIVE SHAFT/UPPER .....	1	51	653007	HN 5/16 .....	9
18	092601	BEARING/ADJ. PLATE .....	1	52	650513	KEY/WOODRUFF 1/4X1 .....	5
19	091892	BUSHING .....	2	53	650533	CS 3/8X1-1/2 .....	4
20	092610	PLATE/ADJ. FLOOR ASSY .....	1	54	650448	CS 1/4X3/4 .....	8
21	092603	DEFLECTOR/BELT .....	1	55	654002	FW 1/4 .....	6
22	092602	STRAP/DEFLECTOR .....	1	56	654022	LW 1/4 .....	9
23	092600	ROD/THREADED .....	2	57	653005	HN 1/4 .....	9
24	092619	MOUNT/MOTOR .....	1	58	653018	HN 1/2 .....	4
25	092618	SUPPORT/CYLINDER .....	1	59	650692	CS 5/16X1-3/4 .....	1
26	092627	RETAINER/CYLINDER .....	1	60	570014	FITTING/GREASE .....	2
27	092617	CONVEYOR/UPPER .....	1	61	650594	CS 1/2X3-1/4 .....	2
28	092625	TUBE/PIVOT RETAINER .....	2	62	071706	LN 1/2 .....	2
29	092631	PLATE/PIVOT .....	1	63	650551	CP 3/32X3/4 .....	1
30	092630	SHAFT/PIVOT .....	1	64	650201	SHSS 5/16X5/16 .....	2
31	092624	BOTTOM PLATE LOWER CONV. ....	1	66	650426	CS 1/4X1-1/4 .....	1
32	091882 <sub>a</sub>	CYLINDER/HYDRAULIC 2X16 .....	1	70	650490	CS 3/8X1 .....	12
33	091908	COUPLER/SHAFT .....	1	71	056080 <sub>b</sub>	QUICK DISCONNECT (MALE) .....	2
34	065500 <sub>a</sub>	MOTOR/HYDRAULIC .....	1				

a) For breakdown, see 'Hydraulic Motor & Cylinders' page.

b) NOT used on Truck Mounted Mixer Feeders.

# MF8435/8500 - TRANSPORT LIGHTS

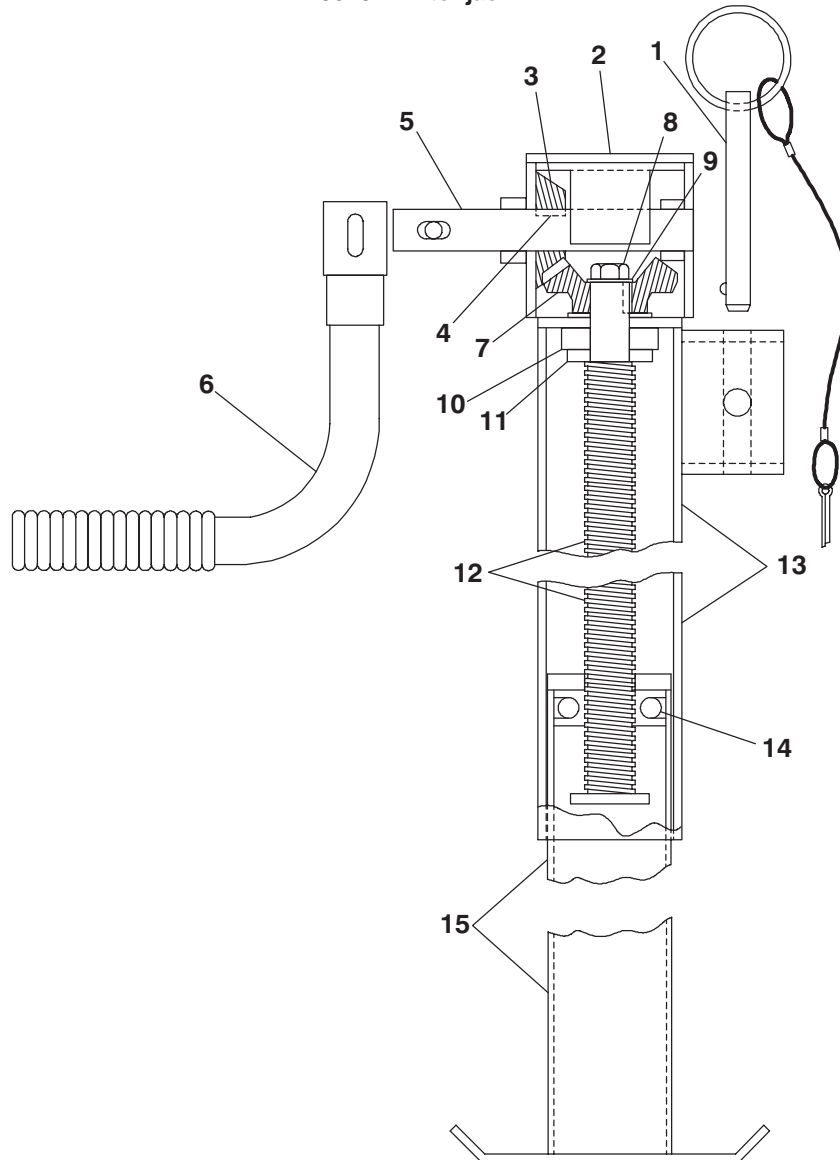


Ref. No.	Part No.	Description	Qty. Req.	Ref. No.	Part No.	Description	Qty. Req.
01	058615	CLAMP/HOSE .....	7	07	119666	LIGHT ASSY/RED .....	2
02	074091	TIE/NYLON .....	2	08	125946	BASE/MOUNTING .....	2
03	119662	HARNESS/WARNING LIGHTS .....	1	09	653010	HN 3/8 .....	3
04	119532	BEZEL/WARNING .....	4	10	112886 <sub>a</sub>	HOLDER/PLUG .....	1
05	119533	SOCKET/WARNING .....	4	11	112917	PLUG/7-PIN W/CABLE PROTECTOR ...	1
06	119665	LIGHT ASSY/AMBER .....	2				

a) Optional accessory.

# MF8435/8500 - COMPONENTS, HITCHJACK

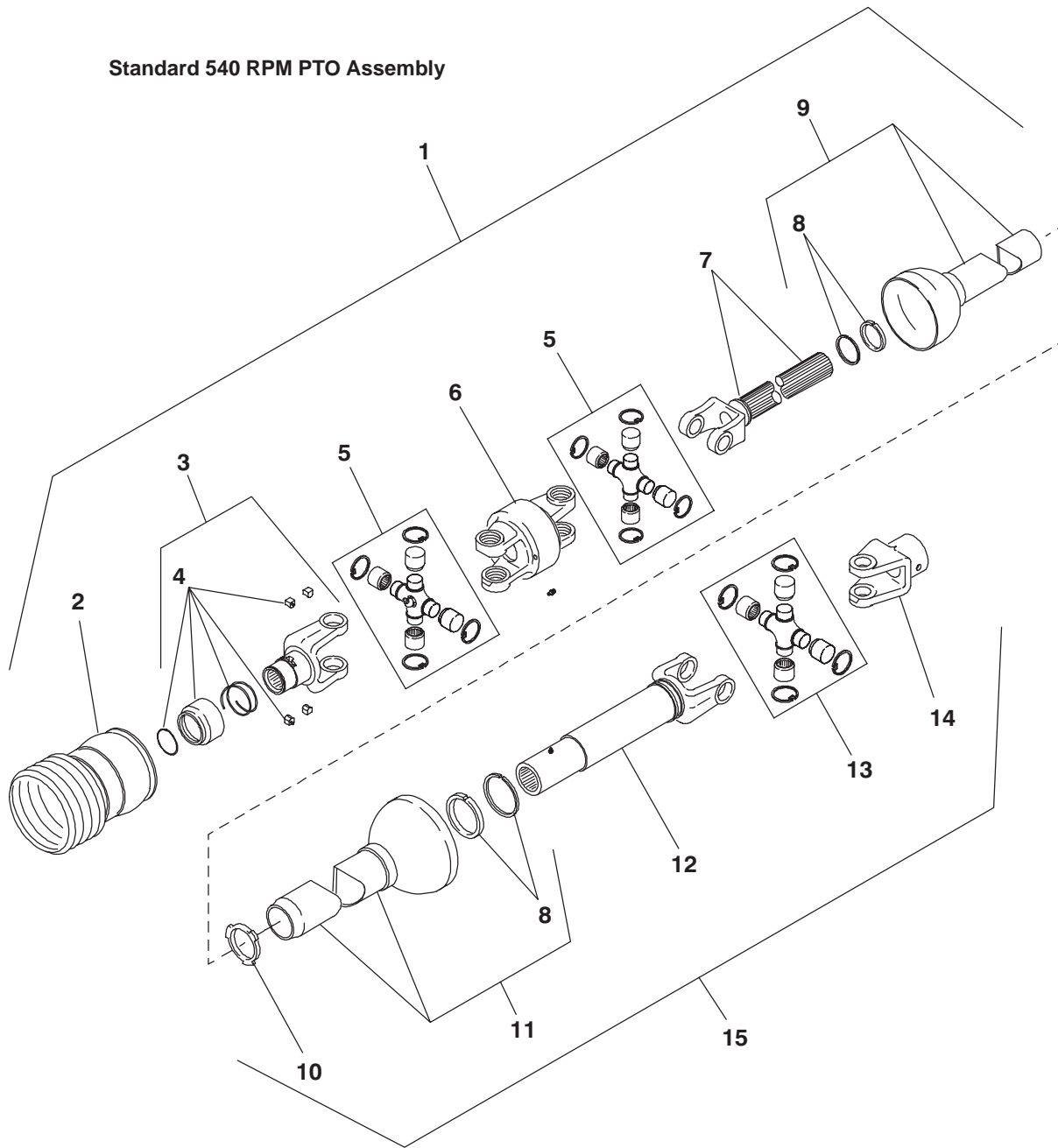
082027 Hitchjack



Ref. No.	Part No.	Description	Qty. Req.	Ref. No.	Part No.	Description	Qty. Req.
	082027	JACK/ASSY .....	1	08	082657	SCREW/LOCK CAP .....	1
		CONSISTS OF:		09	082656	WASHER/GEAR RETAINER .....	1
01	082650	PIN/BALL LOCK ASSY .....	1	10	082644	WASHER/SPACER .....	1
02	082649	CAP/POLY .....	1	11	082655	BEARING/THRUST .....	1
03	082660	GEAR/12T .....	1	12	082654	SCREW/LH ACME ASSY .....	1
04	082645	KEY/SQUARE 1/2X3/4 .....	2	13	082653	TUBE/OUTER .....	1
05	082659	SHAFT/PINION .....	1	14	082652	PIN/RETAINING 3/8 NUT .....	2
06	082647	CRANK/ASSY W/GRIP .....	1	15	082651	TUBE/INNER .....	1
07	082658	GEAR/18T .....	1				

# MF8435/8500 - COMPONENTS, UNIVERSAL DRIVES

Standard 540 RPM PTO Assembly

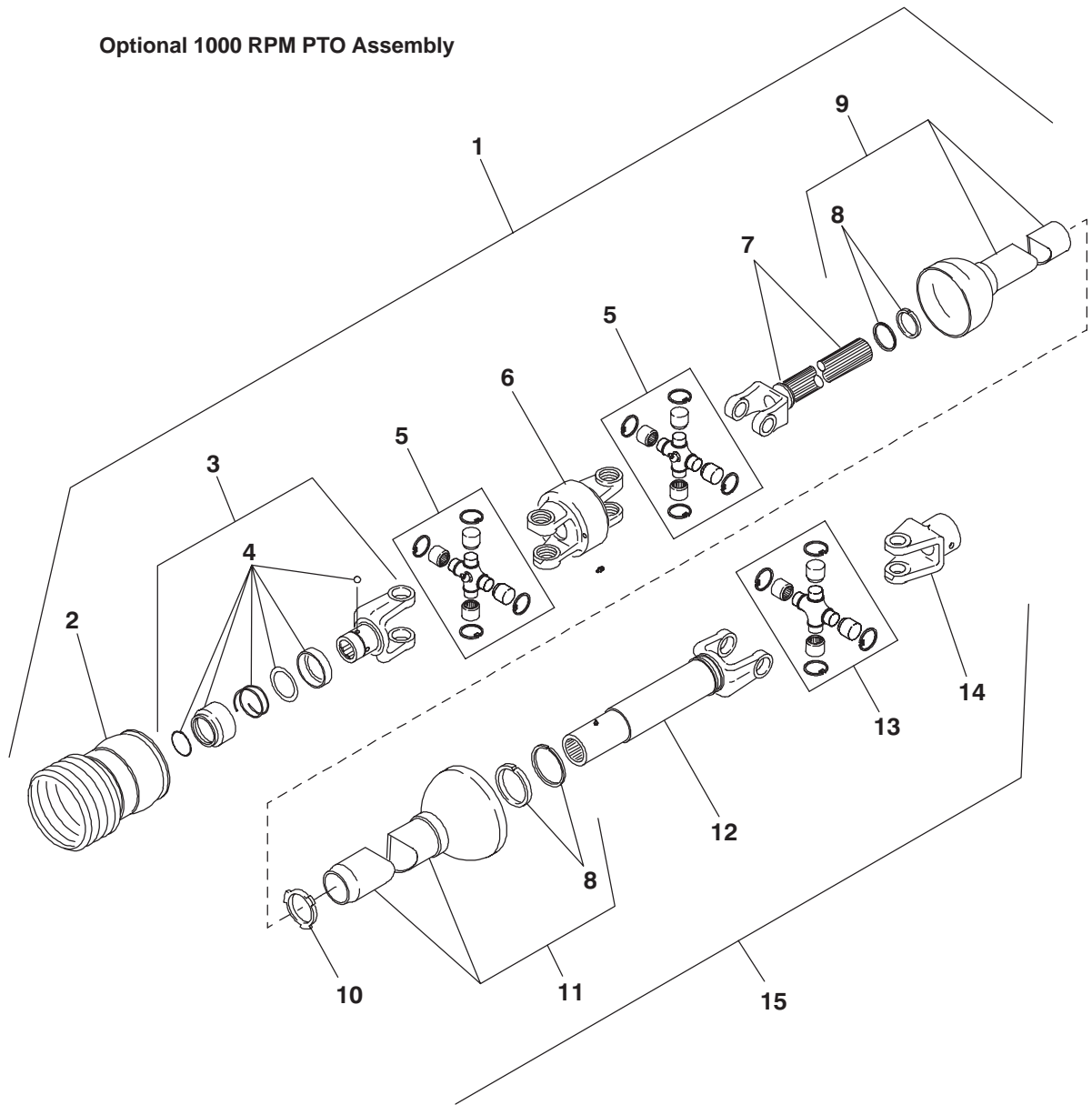


Ref. No.	Part No.	Description	Qty. Req.	Ref. No.	Part No.	Description	Qty. Req.
	119732	540 UNIVERSAL DRIVE	1	08	095130	KIT/REPAIR	2
		CONSISTS OF:		09	119846 <sub>a</sub>	GUARD/OUTER	1
01	119841	JOINT & SHAFT HALF W/GUARD	1	10	510215	CENTRALIZER/NYLON	1
02	091167	GUARD/PLASTIC	1	11	119847	GUARD/INNER	1
03	119843	SLIDE YOKE ASSY	1	12	119848	YOKE, TUBE, & SLIP SLEEVE	1
04	095166	KIT/SLIDE LOCK	1	13	045327	KIT/CENTER CROSS	1
05	119844	KIT/CROSS REPAIR	2	14	081507	YOKE/IMPLEMENT	1
06	090895	HOUSING/CV CENTER	1	15	119842	JOINT & TUBE HALF W/GUARD	1
07	119845	YOKE & SHAFT	1				

a) Includes Guard 091167, Ref. 02.

# MF8435/8500 - COMPONENTS, UNIVERSAL DRIVES

Optional 1000 RPM PTO Assembly

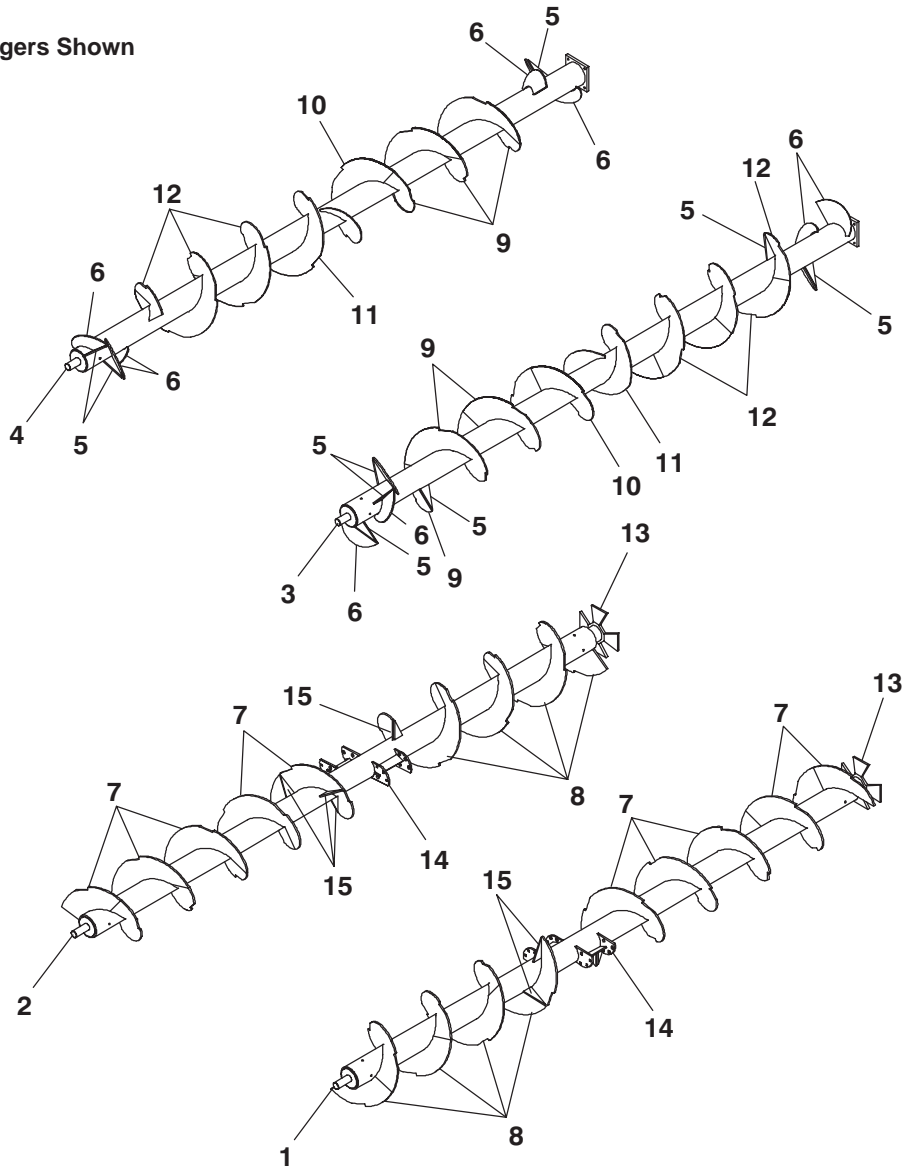


Ref. No.	Part No.	Description	Qty. Req.	Ref. No.	Part No.	Description	Qty. Req.
	119809	1000 RPM PTO CONVERSION KIT . . . . .	1	08	095130	KIT/REPAIR . . . . .	2
		CONSISTS OF:		09	119846 <sub>a</sub>	GUARD/OUTER . . . . .	1
01	119731	JOINT & SHAFT HALF W/GUARD . . . . .	1	10	510215	CENTRALIZER/NYLON . . . . .	1
02	091167	GUARD/PLASTIC . . . . .	1	11	119847	GUARD/INNER . . . . .	1
03	092792	YOKE/SLIDE LOCK ASSY . . . . .	1	12	119848	YOKE, TUBE, & SLIP SLEEVE . . . . .	1
04	086925	KIT/SPRING LOCK REPAIR . . . . .	1	13	045327	KIT/CENTER CROSS . . . . .	1
05	086937	KIT/CROSS REPAIR . . . . .	2	14	081507	YOKE/IMPLEMENT . . . . .	1
06	090895	HOUSING/CV CENTER . . . . .	1	15	119842	JOINT & TUBE HALF W/GUARD . . . . .	1
07	119851	YOKE & SHAFT . . . . .	1				

a) Includes Guard 091167, Ref. 02.

# MF8435/8500 - COMPONENTS, AUGERS (AFTER SN6037 - 8435 & SN9019 - 8500)

8500 Augers Shown



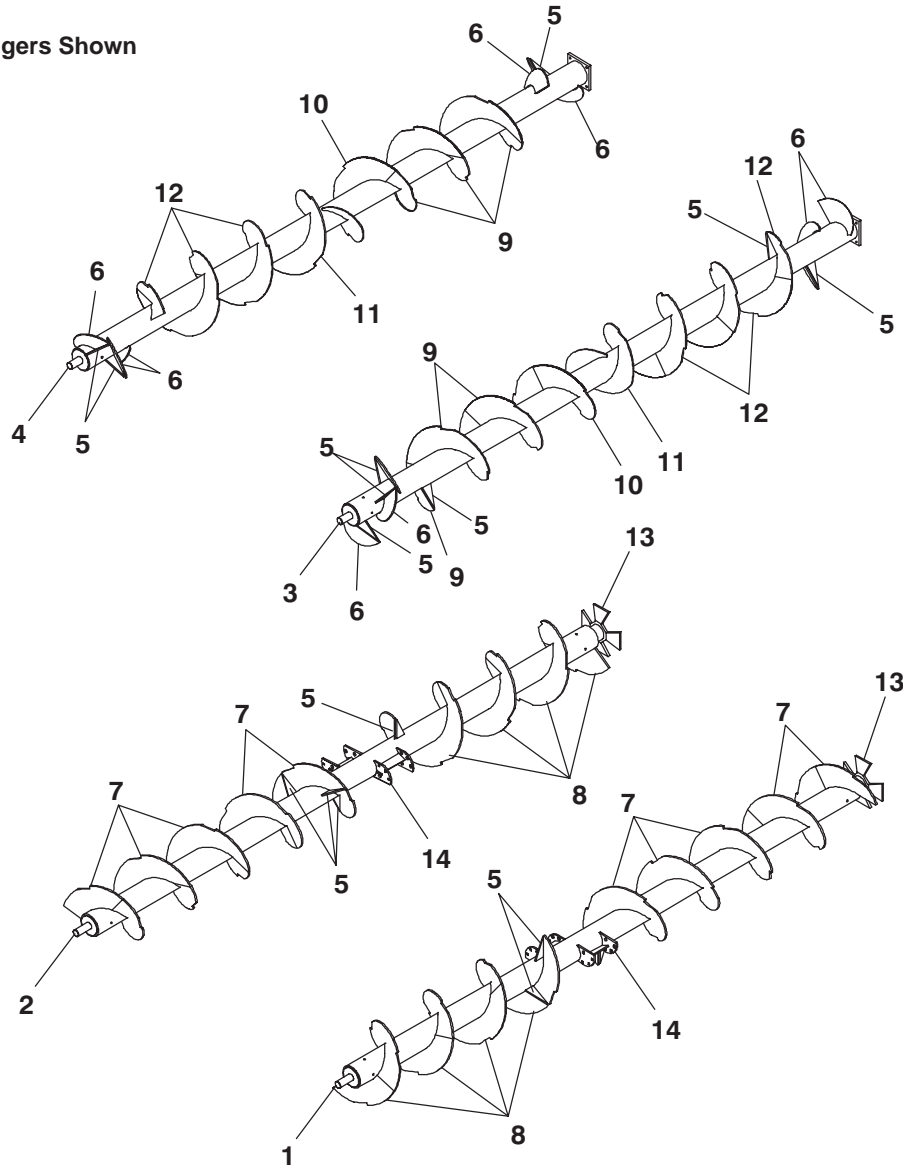
Ref. No.	Part No.	Description	Qty. Req.	Ref. No.	Part No.	Description	Qty. Req.
01	145749 <sub>a</sub>	AUGER/BOTTOM LT (8435)	1	10	118795	FLIGHT/TRIMMED 3/8 RT	2
	144389 <sub>b</sub>	AUGER/BOTTOM LT (8500)	1	11	118796	FLIGHT/TRIMMED 3/8 LT	2
02	145748 <sub>a</sub>	AUGER/BOTTOM RT (8435)	1	12	118589 <sub>e</sub>	FLIGHT/NOTCHED 3/8 RT	AR
	144388 <sub>b</sub>	AUGER/BOTTOM RT (8500)	1	13	144402	STAR/AUGER DRIVE	2
03	118602 <sub>c</sub>	AUGER/TOP ASSY LT (8435)	1	14	142336	MOUNT/ASSY	4
	118606 <sub>d</sub>	AUGER/TOP ASSY LT (8500)	1	15	142354	SUPPORT/AUGER	12
04	118601 <sub>c</sub>	AUGER/TOP ASSY RT (8435)	1				
	118605 <sub>d</sub>	AUGER/TOP ASSY RT (8500)	1				
05	124704	SUPPORT/AUGER	16				
06	124802	ARM/TOP AUGER	12				
07	142334 <sub>e</sub>	FLIGHT/NOTCHED 1/2 RT	AR				
08	142335 <sub>e</sub>	FLIGHT/NOTCHED 1/2 LT	AR				
09	118588 <sub>e</sub>	FLIGHT/NOTCHED 3/8 RT	AR				

- a) The 8435 Bottom Augers each use a total of 1 of 144402, 4 of 142334, 3 of 142335, 2 of 142336 and 6 of 142354.
- b) The 8500 Bottom Augers each use a total of 1 of 144402, 5 of 142334, 4 of 142335, 2 of 142336 and 6 of 142354.
- c) The 8435 Top Augers each use a total of 2 of 118588, 2 of 118589, 1 of 118795, 1 of 118796, 8 of 124704 & 6 of 124802.
- d) The 8500 Top Augers each use a total of 3 of 118588, 3 of 118589, 1 of 118795, 1 of 118796, 8 of 124704 & 6 of 124802.
- e) The Flighting Section profile and length may have to be trimmed to be an exact replacement in the location being repaired. Use the old Flighting as a template.



# MF8435/8500 - COMPONENTS, AUGERS (BEFORE SN6038 - 8435 & SN9020 - 8500)

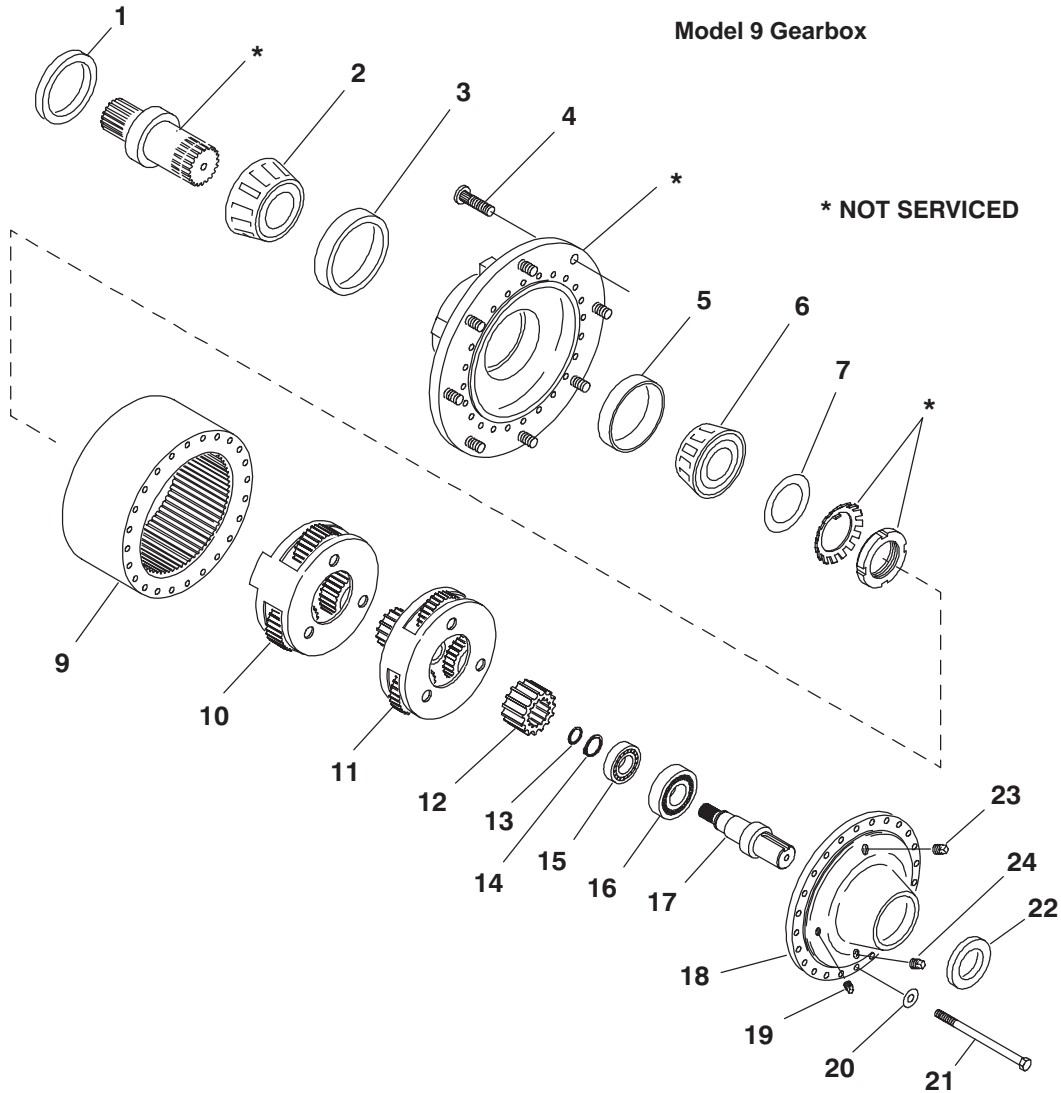
8500 Augers Shown



Ref. No.	Part No.	Description	Qty. Req.	Ref. No.	Part No.	Description	Qty. Req.
01	118604 <sub>a</sub>	AUGER/BOTTOM LT (8435)	1	10	118795	FLIGHT/TRIMMED 3/8 RT	2
	118608 <sub>b</sub>	AUGER/BOTTOM LT (8500)	1	11	118796	FLIGHT/TRIMMED 3/8 LT	2
02	118603 <sub>a</sub>	AUGER/BOTTOM RT (8435)	1	12	118589 <sub>e</sub>	FLIGHT/NOTCHED 3/8 RT	AR
	118607 <sub>b</sub>	AUGER/BOTTOM RT (8500)	1	13	094315	STAR/AUGER DRIVE	2
03	118602 <sub>c</sub>	AUGER/TOP ASSY LT (8435)	1	14	118839	MOUNT/ASSY	4
	118606 <sub>d</sub>	AUGER/TOP ASSY LT (8500)	1				
04	118601 <sub>c</sub>	AUGER/TOP ASSY RT (8435)	1				
	118605 <sub>d</sub>	AUGER/TOP ASSY RT (8500)	1				
05	124704	SUPPORT/AUGER	28				
06	124802	ARM/TOP AUGER	12				
07	118592 <sub>e</sub>	FLIGHT/NOTCHED 1/2 RT	AR				
08	118593 <sub>e</sub>	FLIGHT/NOTCHED 1/2 LT	AR				
09	118588 <sub>e</sub>	FLIGHT/NOTCHED 3/8 RT	AR				

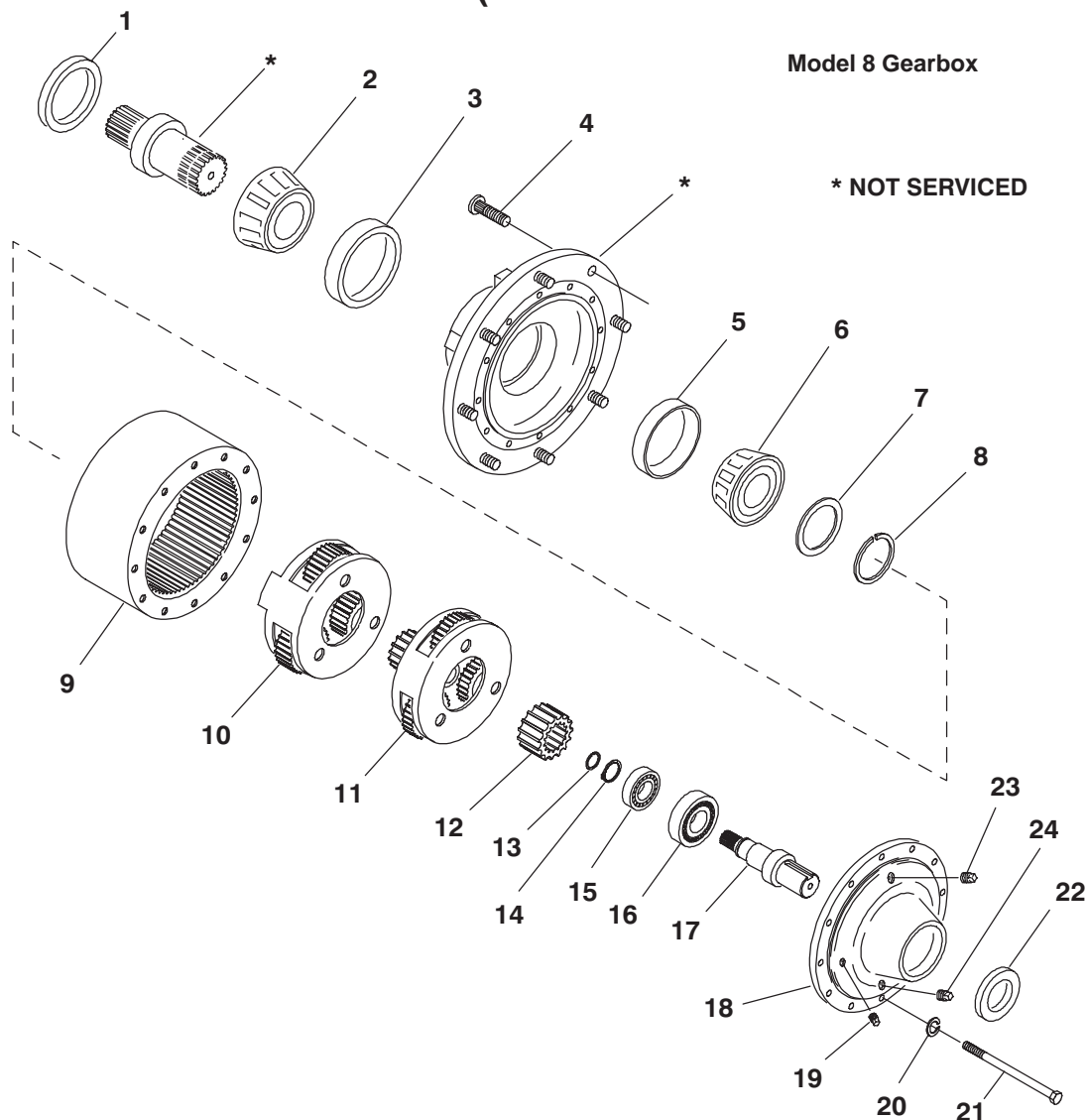
- a) The 8435 Bottom Augers each use a total of 1 of 094315, 4 of 118592, 3 of 118593, 2 of 118839 and 6 of 124704.
- b) The 8500 Bottom Augers each use a total of 1 of 094315, 5 of 118592, 4 of 118593, 2 of 118839 and 6 of 124704.
- c) The 8435 Top Augers each use a total of 2 of 118588, 2 of 118589, 1 of 118795, 1 of 118796, 8 of 124704 & 6 of 124802.
- d) The 8500 Top Augers each use a total of 3 of 118588, 3 of 118589, 1 of 118795, 1 of 118796, 8 of 124704 & 6 of 124802.
- e) The Flighting Section profile and length may have to be trimmed to be an exact replacement in the location being repaired. Use the old Flighting as a template.

# MF8435/8500 - COMPONENTS, GEARBOX (AFTER SN5250 - 8435 & SN8250 - 8500)



Ref. No.	Part No.	Description	Qty. Req.	Ref. No.	Part No.	Description	Qty. Req.
	119798	GEARBOX/MODEL 9	1	13	120793	RING/RETAINING	1
		CONSISTS OF:		14	120792	RING/RETAINING	1
01	094376	SEAL/OIL	1	15	120794	BEARING/CYL. ROLLER	1
02	119225	BEARING/CONE	1	16	120795	BEARING/CYL. ROLLER	1
03	119224	BEARING/CUP	1	17	119729	SHAFT/INPUT	1
04	078657	BOLT/WHEEL 5/8X2-1/4	8	18	142946	COVER/SHAFT INPUT	1
05	142954	BEARING/CUP	1	19	660000	PLUG/PIPE 1/8 SQ HD	2
06	142953	BEARING/CONE	1	20	089991	FW 3/8	24
07	142945	WASHER/THRUST	1	21	650892	CS 3/8X6-1/2	24
09	142949	GEAR/RING	1	22	120796	SEAL/OIL	1
10	142950	CARRIER/SECONDARY ASSY	1	23	660004	PLUG/PIPE 1/2	1
11	142948	CARRIER/PRIMARY ASSY	1	24	057569	PLUG/MAGNETIC PIPE	1
12	142947	GEAR/SUN	1				

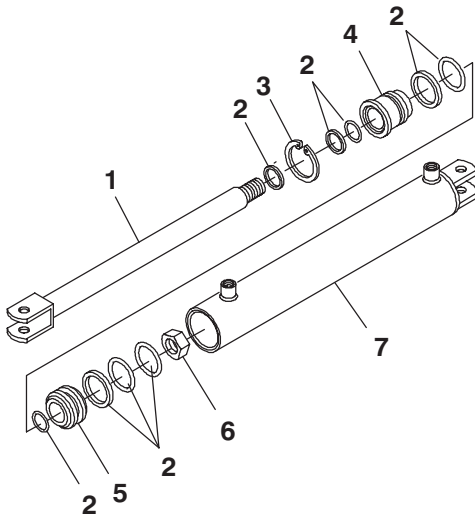
# MF8435/8500 - COMPONENTS, GEARBOX (BEFORE SN5251 - 8435 & SN8251 - 8500)



Ref. No.	Part No.	Description	Qty. Req.	Ref. No.	Part No.	Description	Qty. Req.
	119726	GEARBOX/MODEL 8	1	13	120793	RING/RETAINING	1
		CONSISTS OF:		14	120792	RING/RETAINING	1
01	094376	SEAL/OIL	1	15	120794	BEARING/CYL. ROLLER	1
02	119225	BEARING/CONE	1	16	120795	BEARING/CYL. ROLLER	1
03	119224	BEARING/CUP	1	17	119729	SHAFT/INPUT	1
04	041879	BOLT/WHEEL 9/16X2-1/4	8	18	119730	COVER/SHAFT INPUT	1
05	119226	BEARING/CUP	1	19	660000	PLUG/PIPE 1/8 SQ HD	2
06	119227	BEARING/CONE	1	20	089991	FW 3/8	12
07	110489	WASHER/THRUST	1	21	650605	CS 3/8X5-1/2	12
08	092938 <sub>a</sub>	KIT/THRUST WASHER RET	1	22	120796	SEAL/OIL	1
09	092934	GEAR/RING	1	23	660004	PLUG/PIPE 1/2	1
10	092937	CARRIER/SECONDARY ASSY	1	24	057569	PLUG/MAGNETIC PIPE	1
11	092936	CARRIER/PRIMARY ASSY	1				
12	120791	GEAR/SUN	1				

a) Select the widest Snap Ring that matches groove in Shaft.

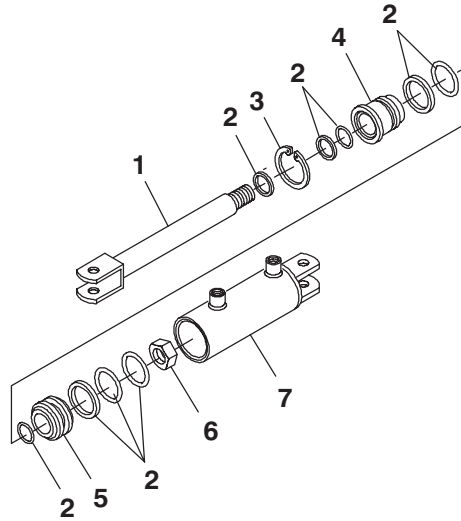
# MF8435/8500 - COMPONENTS, HYDRAULIC CYLINDERS

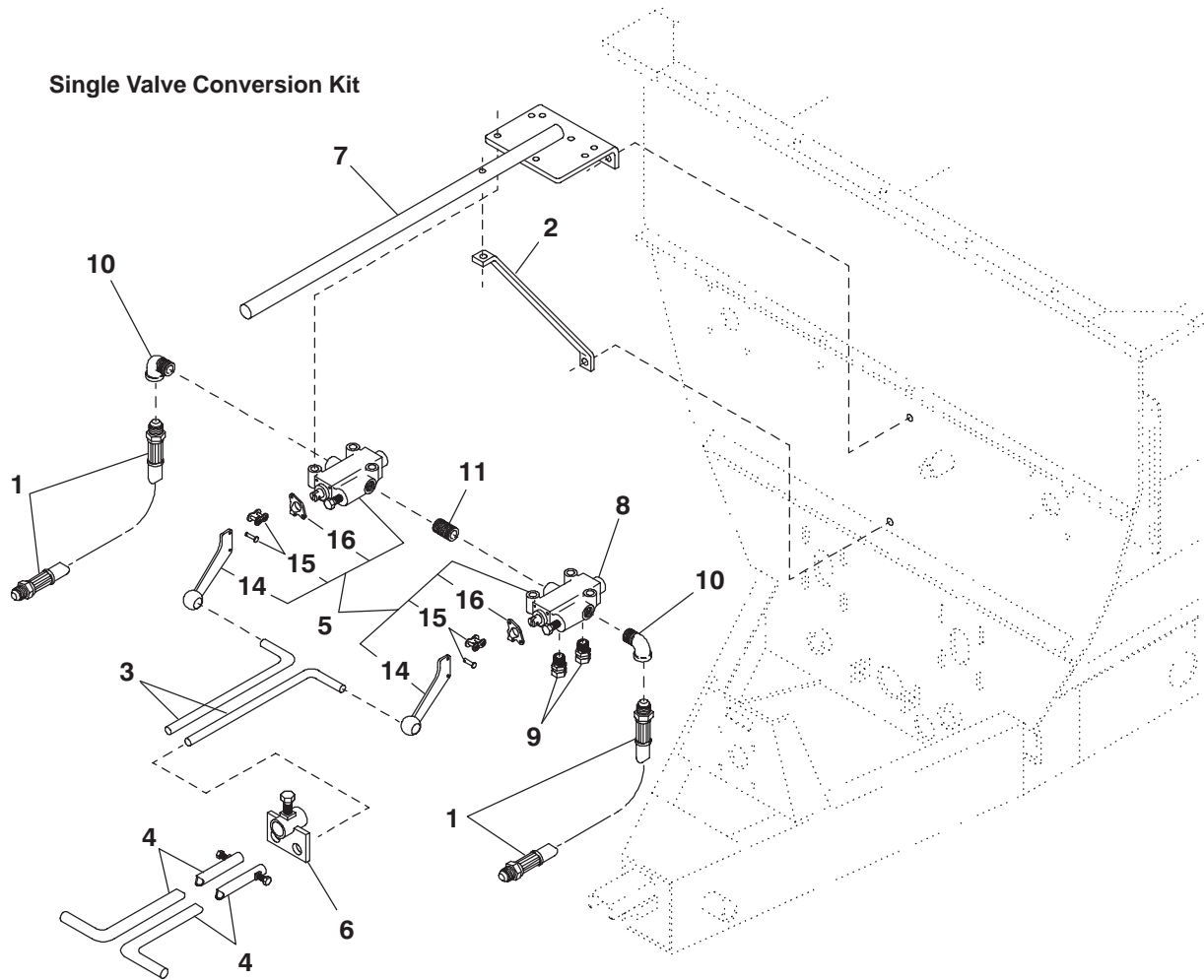


## Hydraulic Cylinders

Ref. No.	Part No.	Description	Qty. Req.
	093759	CYLINDER/HYDRAULIC2X20 . . . . .	1
		CONSISTS OF:	
01	094387	SHAFT WITH CLEVIS . . . . .	1
02	094554	KIT/SEAL . . . . .	1
03	089689	RING/SNAP . . . . .	1
04	094553	HEAD/HYD CYL . . . . .	1
05	094552	PISTON/HYD CYL . . . . .	1
06	073788	NUT/LOCK . . . . .	1
07	094386	BARREL W/PORTS . . . . .	1

Ref. No.	Part No.	Description	Qty. Req.
	091882	CYLINDER/HYDRAULIC2X16 . . . . .	1
		CONSISTS OF:	
01	094291	SHAFT & CLEVIS . . . . .	1
02	089693	KIT/SEAL . . . . .	1
03	089689	RING/SNAP . . . . .	1
04	128372	HEAD/HYD CYL . . . . .	1
05	089690	PISTON/HYD CYL . . . . .	1
06	073788	NUT/LOCK . . . . .	1
07	094290	BARREL/HYD CYLINDER . . . . .	1

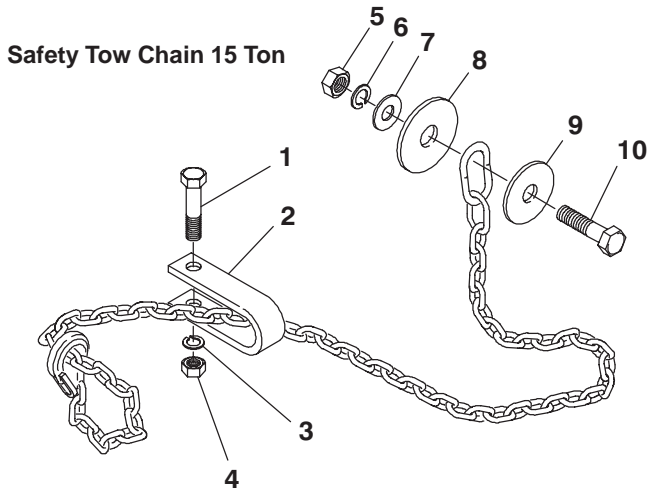




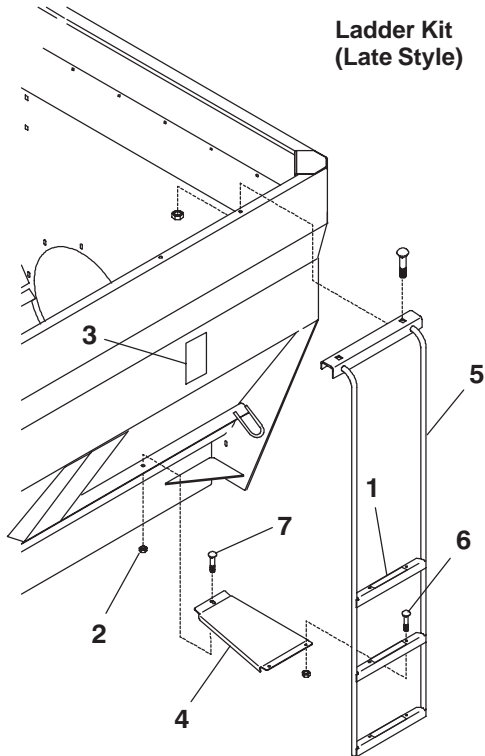
Ref. No.	Part No.	Description	Qty. Req.	Ref. No.	Part No.	Description	Qty. Req.
	804570	SINGLE VALVE CONVERSION KIT . . . . .	1				
		CONSISTS OF:					
01	067848	HOSE/ASSY (96" LONG) . . . . .	2	08	092703 <sub>a</sub>	VALVE/DETENT W/3 POSITIONS . . . . .	1
02	092323	BRACE/INDICATOR . . . . .	1		650579	CS 3/8X1-3/4 (HN, LW, FW) . . . . .	3
	650528	CS 3/8X2 (HN, LW) . . . . .	1	09	580058	UNION/HYD FITTING . . . . .	2
03	092700	HANDLE/VALVE . . . . .	2	10	660014	ELBOW/PIPE REDUCING . . . . .	2
	655006	CP 1/8X1 . . . . .	2	11	660058	NIPPLE/CLOSE 3/4 NPT . . . . .	1
04	092701	HANDLE/CONSOLE . . . . .	2	12	091442 <sub>b</sub>	DECAL/DANGER ROTATING AUGER . . . . .	1
05	092702	VALVE/HYDRAULIC . . . . .	2	13	093653 <sub>b</sub>	DECAL/WARNING ROT DR LN . . . . .	1
	650579	CS 3/8X1-3/4 (HN, LW, FW) . . . . .	3	14	119817	HANDLE . . . . .	2
06	092704	HANGER . . . . .	1	15	119818	KIT/PIN . . . . .	2
	650485	CS 5/16X5/8 . . . . .	1	16	119819	BRACKET/HANDLE . . . . .	2
07	092705	MOUNT/VALVE . . . . .	1				
	650490	CS 3/8X1 (HN, LW) . . . . .	3				

a) Used only on indicated valve.  
 b) Included with the Kit but NOT shown; refer to Decal Locations information for proper location.

# MF8435/8500 - ACCESSORIES

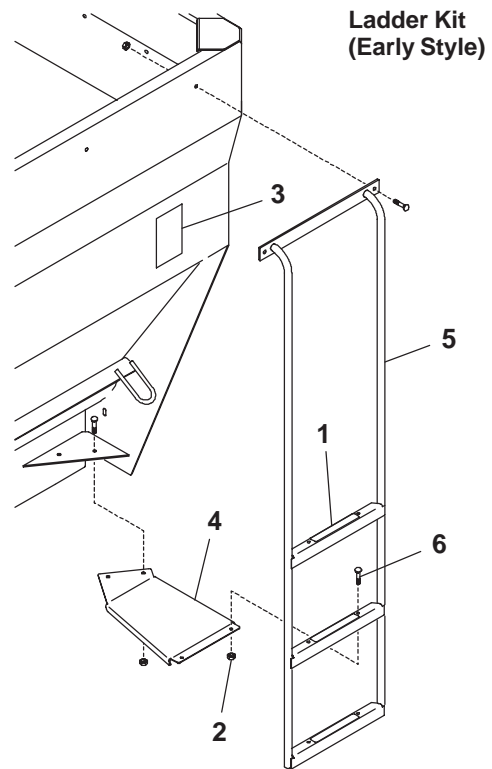


Ref. No.	Part No.	Description	Qty. Req.
	142967	CHAIN/SAFETY TOW 15 TON	1
		CONSISTS OF:	
01	650695	CS 5/8X3-1/2	1
02	080894	CLEVIS	1
03	654032	LW 5/8	1
04	653021	HN 5/8	1
05	653026	HN 3/4	1
06	654034	LW 3/4	1
07	654014	FW 3/4	1
08	043912	FW 1-1/32 SPECIAL	1
09	069076	FW 25/32	1
10	651073	CS 3/4X3-1/4	1



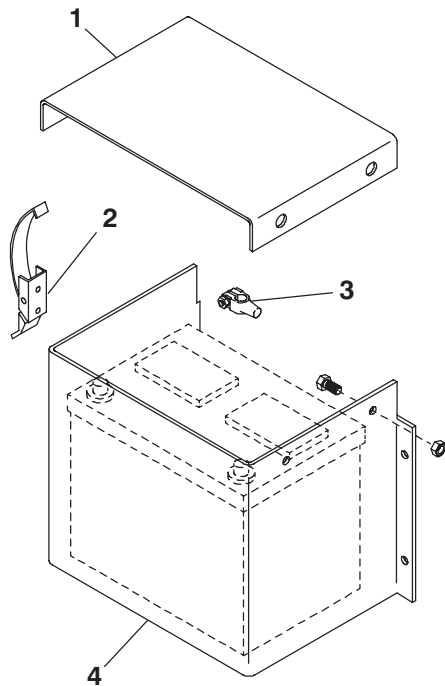
**Ladder Kit  
(Late Style)**

Ref. No.	Part No.	Description	Qty. Req.
	806566	KIT/LADDER MF8000 SERIES	1
		CONSISTS OF:	
01	064874	SHEET/LADDER SAFETY STRIP	3
02	070856	FLN 3/8	5
03	091442	DECAL/DANGER ROT. AUGER	1
04	145566	SUPPORT/LADDER	1
05	145564	LADDER/ASSEMBLY	1
06	651066	CB 3/8X3/4	4
07	650490	CS 3/8X1	1



**Ladder Kit  
(Early Style)**

Ref. No.	Part No.	Description	Qty. Req.
	806566	KIT/LADDER MF8000 SERIES	1
		CONSISTS OF:	
01	064874	SHEET/LADDER SAFETY STRIP	3
02	070856	FLN 3/8	6
03	091442	DECAL/DANGER ROT. AUGER	1
04	118833	SUPPORT/LADDER	1
05	120266	LADDER/ASSEMBLY	1
06	651066	CB 3/8X3/4	6

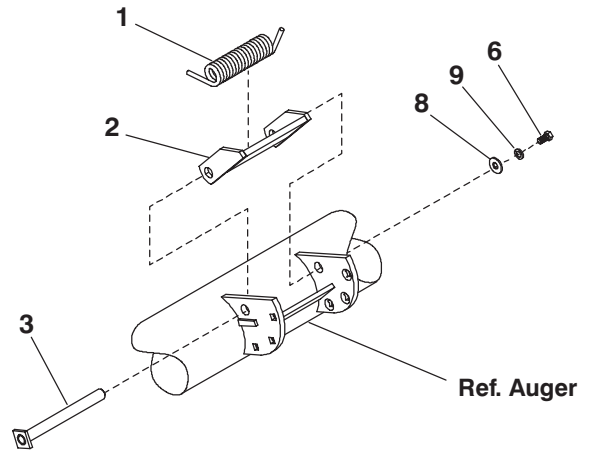


Battery Box

Ref. No.	Part No.	Description	Qty. Req.
	804569	BATTERY BOX .....	1
		CONSISTS OF:	
01	092707	COVER/BATTERY BOX .....	1
	650487	CS 5/16X1 (LN) .....	2
02	092708	LATCH/OVER CENTER .....	1
	650387	RHMS #10-32X1/2 (HN, LW) .....	2
03	068244	CLAMP/BATTERY .....	2
04	092706	BOX/BATTERY .....	1
	650490	CS 3/8X1 (HN, LW) .....	4

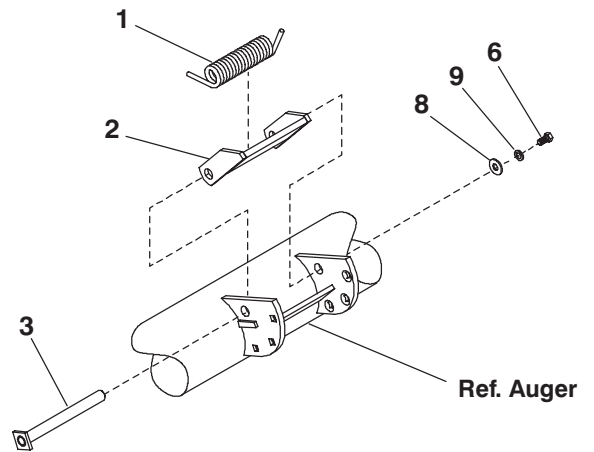
Paddle Kit  
(After SN8435-6037 & SN8500-9019)

Ref. No.	Part No.	Description	Qty. Req.
	145773	KIT/PADDLE (SET OF 2) .....	1
		CONSISTS OF:	
01	119543	SPRING/TORSION .....	2
02	142346	PADDLE/ASSY .....	2
03	119791	SHAFT/PIVOT ASSY .....	2
06	650494	CS 1/2X1 .....	2
08	654009	FW 1/2 .....	2
09	654030	LW 1/2 .....	2



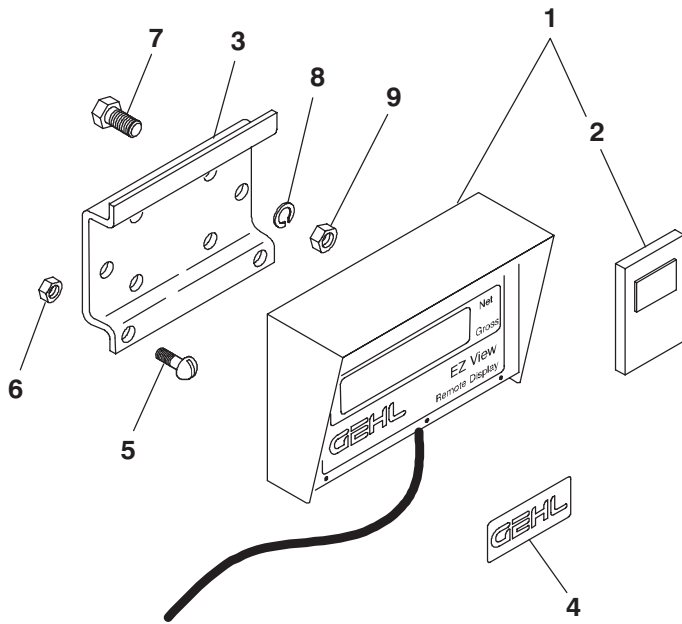
Paddle Kit  
(Before SN8435-6038 & SN8500-9020)

Ref. No.	Part No.	Description	Qty. Req.
	143224	KIT/PADDLE (SET OF 2) .....	1
		CONSISTS OF:	
01	119543	SPRING/TORSION .....	2
02	118002	PADDLE/ASSY .....	2
03	119791	SHAFT/PIVOT ASSY .....	2
06	650494	CS 1/2X1 .....	2
08	654009	FW 1/2 .....	2
09	654030	LW 1/2 .....	2



# MF8435/8500 - ACCESSORIES

## Remote Scale Indicator (Requires Model 3200 Scale)



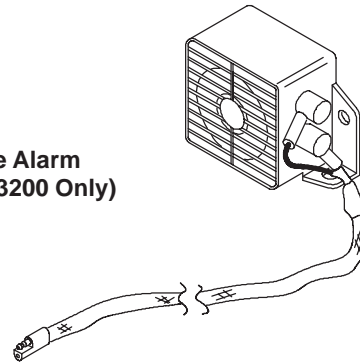
Ref. No.	Part No.	Description	Qty. Req.
	806326	REMOTE INDICATOR T/R KIT . . . . .	1
		CONSISTS OF:	
01	118241	REMOTE INDICATOR T/R . . . . .	1
02	092988	TRANSMITTER/WIRELESS . . . . .	1
03	092684	BRACKET/INDICATOR . . . . .	1
04	118242	DECAL/GEHL . . . . .	1
05	650815	RHMS#1024-3/4 . . . . .	2
06	650550	HN #1024 . . . . .	2

### Customer Supplied Hardware

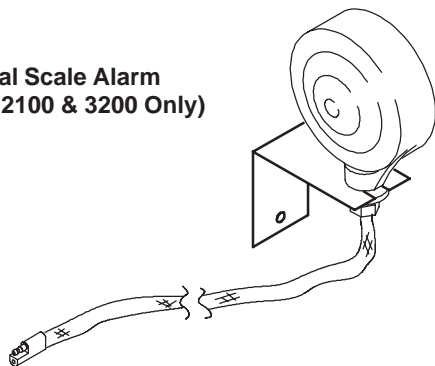
07	650490	CS 3/8X1 . . . . .	4
08	654026	LW 3/8 . . . . .	4
09	653010	HN 3/8 . . . . .	4

Ref. No.	Part No.	Description	Qty. Req.
	804777	AUDIBLE SCALE ALARM . . . . .	1

### Audible Scale Alarm (Models 2100 & 3200 Only)

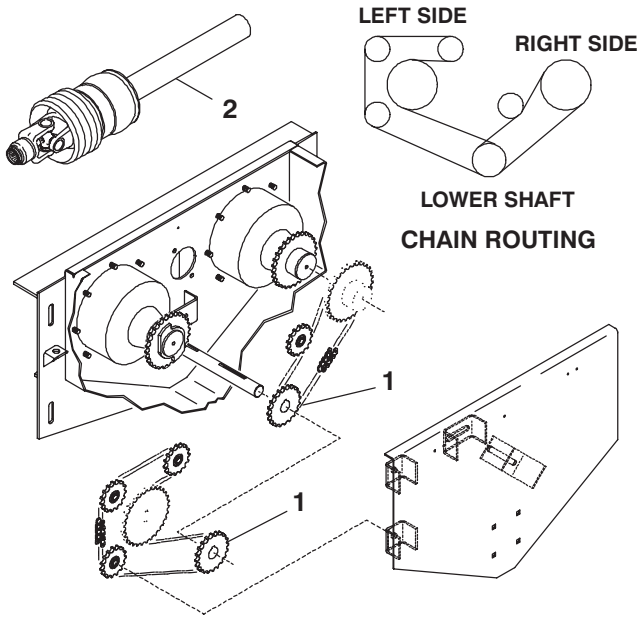


### Visual Scale Alarm (Models 2100 & 3200 Only)



Ref. No.	Part No.	Description	Qty. Req.
	804778	VISUAL SCALE ALARM . . . . .	1





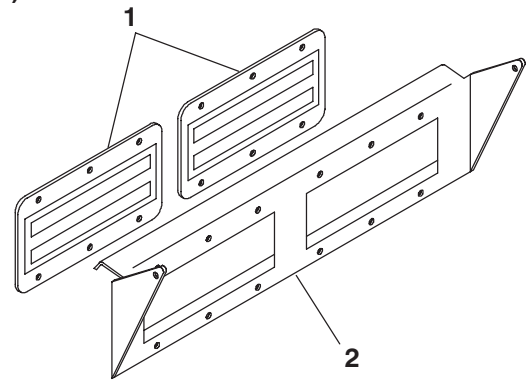
**1000 RPM  
Conversion Kit**

Ref. No.	Part No.	Description	Qty. Req.
	119809	KIT/1000 RPM .....	1
CONSISTS OF:			
01	119704	SPROCKET/60B20.....	2
02	119731 <sub>a</sub>	JOINT & SHAFT HALF W/GUARD ..	1

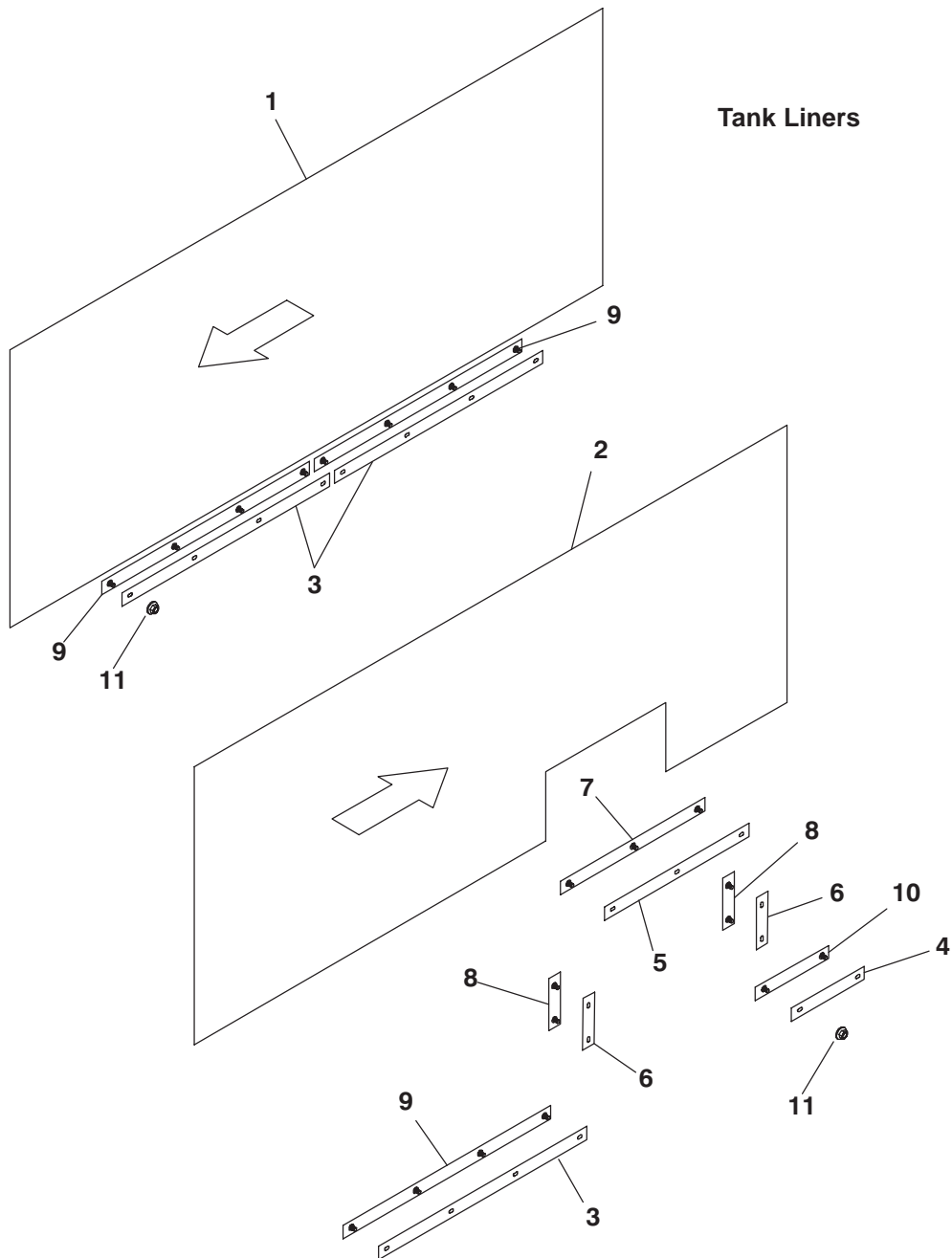
a) See Universal Drive components page for further breakdown.

**Magnet Assembly  
(For 2-Piece & Early 1-Piece)**

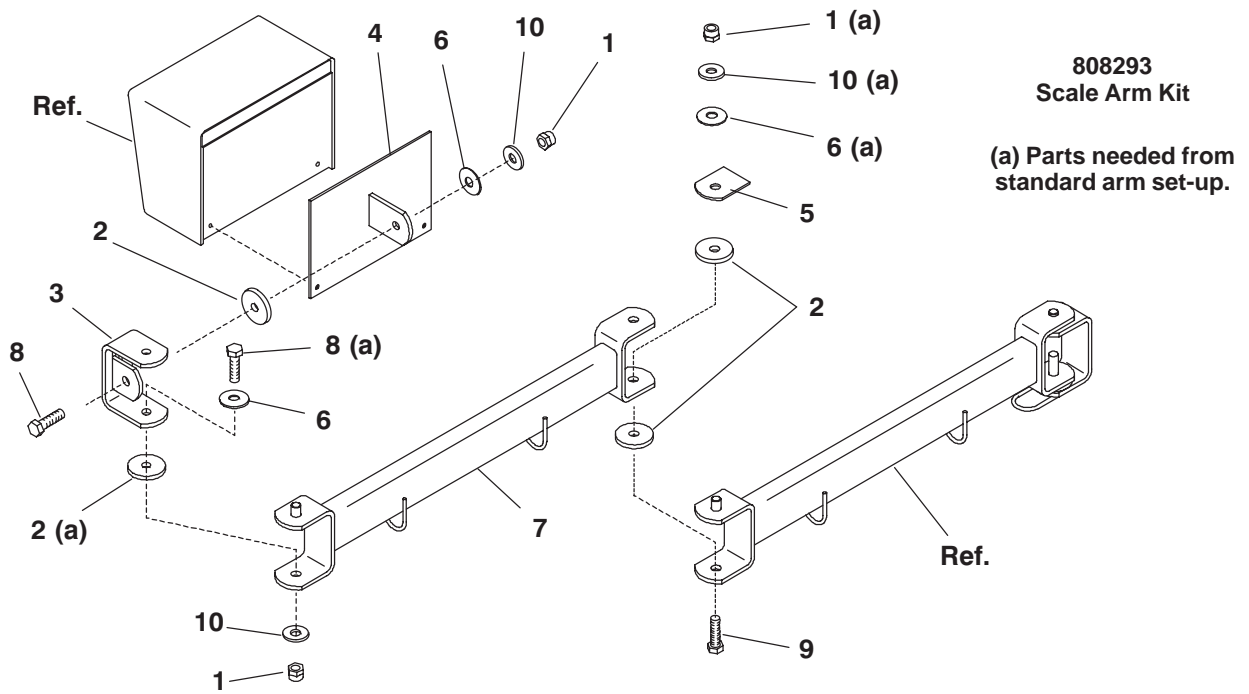
Ref. No.	Part No.	Description	Qty. Req.
	804568	MAGNET ASSY .....	1
CONSISTS OF:			
01	092693	MAGNET/CONVEYOR .....	2
	650945	RHMS 1/4X3/4 (HN, LW, FW) ....	12
02	092692	PLATE/MAGNET .....	1
	650490	CS 3/8X1 (LN, 2FW) .....	2



# MF8435/8500 - ACCESSORIES



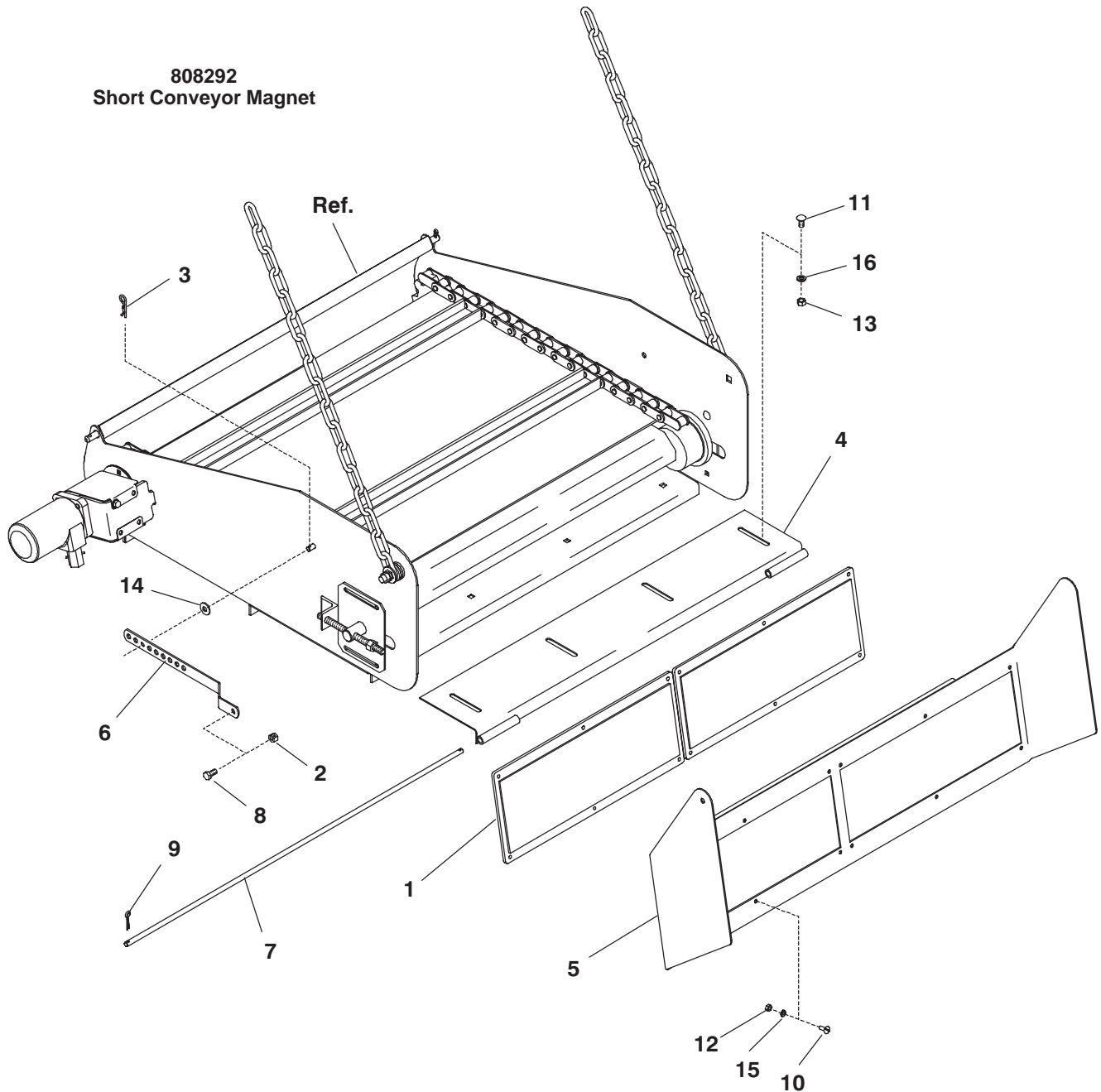
Ref. No.	Part No.	Description	Qty. Req.	Ref. No.	Part No.	Description	Qty. Req.
	807281	KIT/LINER 8435 .....		05	142933	RETAINER/LINER (ALL UNITS) .....	1
	807282	KIT/LINER 8500 .....		06	142934	RETAINER/LINER (ALL UNITS) .....	2
		CONSISTS OF		07	145457	STRIP/MOUNTING ASSY (ALL UNITS)	1
01	145017	LINER/TANK RT (8435) .....	1	08	145466	STRIP/MOUNTING ASSY (ALL UNITS)	2
	142746	LINER/TANK RT (8500) .....	1	09	145479	STRIP/MOUNTING ASSY (8435) .....	3
02	145018	LINER/TANK LT (8435) .....	1		145535	STRIP/MOUNTING ASSY (8500) .....	3
	142747	LINER/TANK LT (8500) .....	1	10	145481	STRIP/MOUNTING ASSY (8435) .....	1
03	145015	RETAINER/LINER (8435) .....	3		145533	STRIP/MOUNTING ASSY (8500) .....	1
	142484	RETAINER/LINER (8500) .....	3	11	210-31017	FLN 5/16 (8435) .....	25
04	145016	RETAINER/LINER (8435) .....	1		210-31017	FLN 5/16 (8500) .....	26
	142932	RETAINER/LINER (8500) .....	1				



Ref. No.	Part No.	Description	Qty. Req.	Ref. No.	Part No.	Description	Qty. Req.
01	068034	NILN 1/2 .....	2	06	155220	WASHER/BELLEVILLE .....	2
02	125081	WASHER/PLASTIC .....	3	07	157720	SUPPORT/INDICATOR .....	1
03	153906	SWIVEL/ASSY .....	1	08	650569	CS 1/2X1-3/4 .....	1
04	154019	MOUNT/INDICATOR .....	1	09	650585	CS 1/2X2 .....	1
05	154449	BRACKET/FRICTION .....	1	10	654009	FW 1/2 .....	2

# MF8435/8500 - ACCESSORIES

## 808292 Short Conveyor Magnet



Ref. No.	Part No.	Description	Qty. Req.	Ref. No.	Part No.	Description	Qty. Req.
01	042188	MAGNET/20" .....	2	09	650551	CP 3/32X3/4 .....	2
02	071703	LN 3/8 .....	1	10	650945	THMS 1/4X3/4 .....	12
03	071858	CLIP/HAIR PIN .....	1	11	651066	CB 3/8X3/4 .....	4
04	157747	PLATE/MOUNT .....	1	12	653005	HN 1/4 .....	12
05	157750	PLATE/MAGNET .....	1	13	653010	HN 3/8 .....	4
06	157752	STRAP/ADJUSTMENT .....	1	14	654006	FW 3/8 .....	1
07	157859	ROD .....	1	15	654022	LW 1/4 .....	12
08	650488	CS 3/8X3/4 .....	1	16	654026	LW 3/8 .....	4

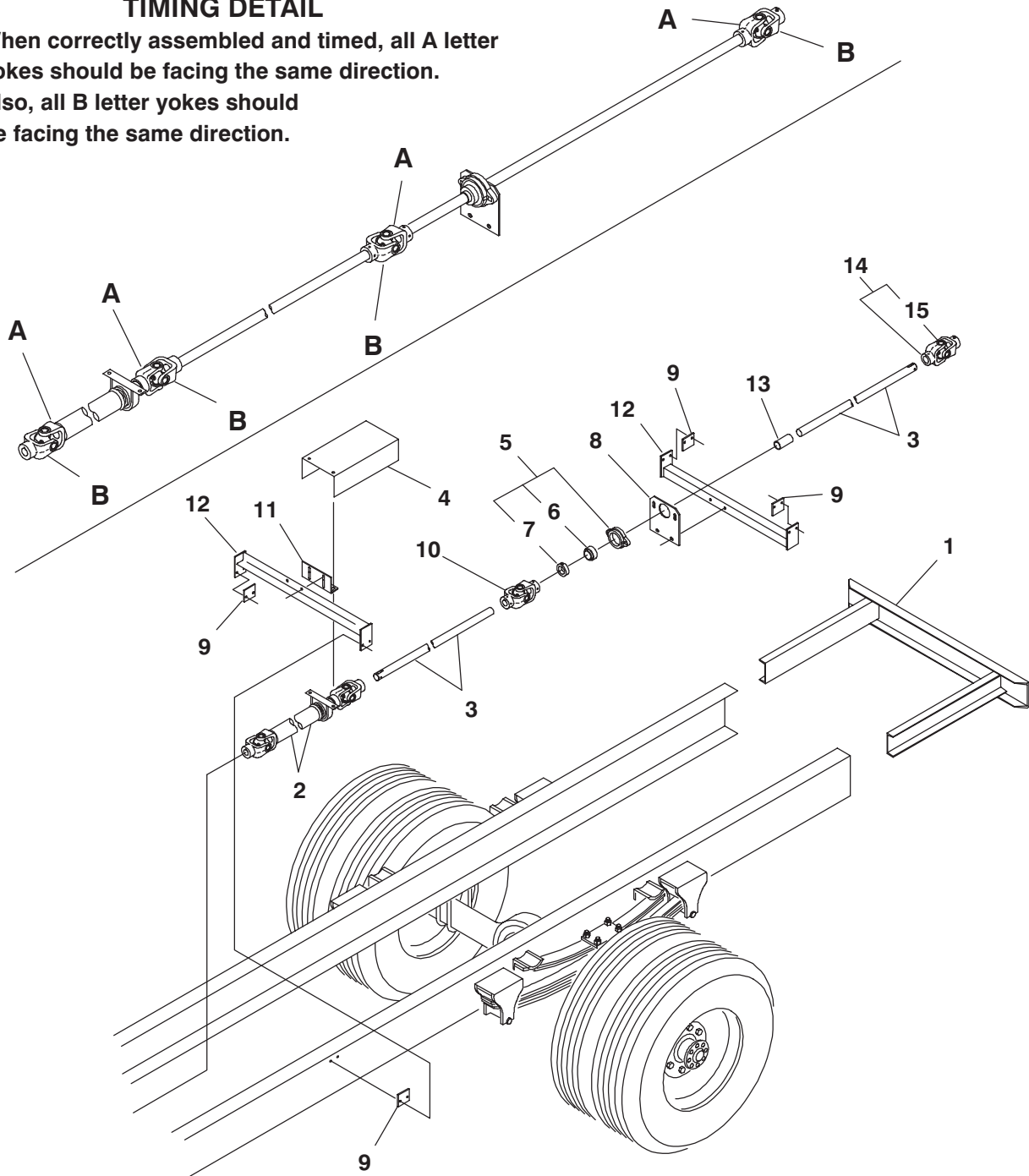
# **Truck Mounted Mixer Feeder Parts**

**Use the Following Illustrations and Listings When Ordering Parts for a Truck Mounted Mixer Feeder. The Listings ONLY Include Parts Which are Truck Mounting Related. For ALL Other Parts, Refer to the Listings for Standard Trailer Mounted Mixer Feeders Found Earlier in this Manual.**

# TM8435/8500 (TRUCK MOUNTED) - MIXER FEEDER DRIVE LINE \_\_\_\_\_

## TIMING DETAIL

When correctly assembled and timed, all A letter yokes should be facing the same direction.  
Also, all B letter yokes should be facing the same direction.

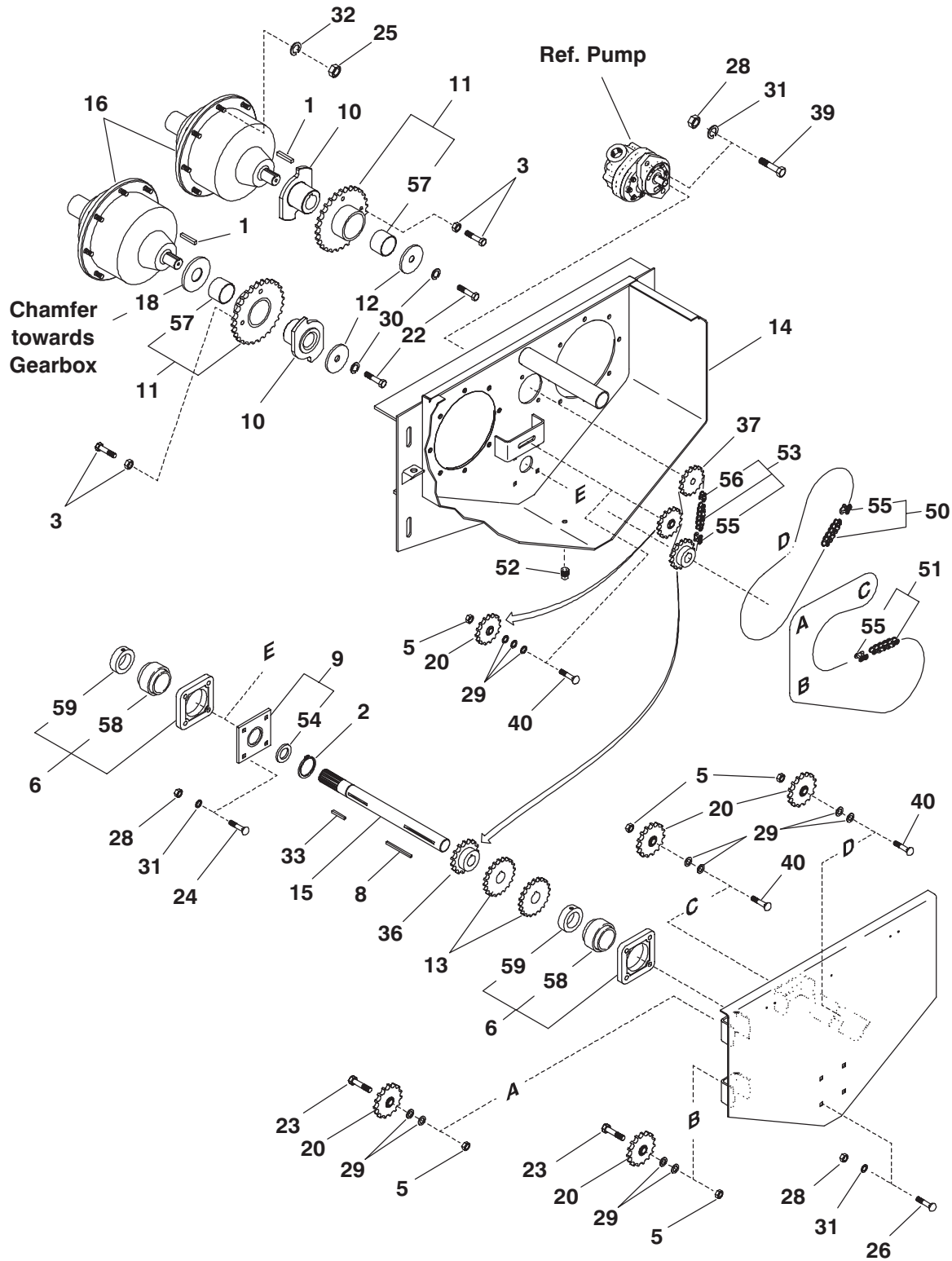


## TM8435/8500 (TRUCK MOUNTED) - MIXER FEEDER DRIVE LINE

Ref. No.	Part No.	Description	Qty. Req.	Ref. No.	Part No.	Description	Qty. Req.
01	110238	BUMPER .....	1	09	110768	PLATE/SPACER 1/4" THICK .....	AR
02	110778 <sub>a</sub>	DRIVE LINE ASSY .....	1	10	110770 <sub>a</sub>	CENTER/U-JOINT ASSY .....	1
	009476	KEY/SQUARE 5/16X1-1/4 .....	1	11	110780	MOUNT/BEARING .....	1
03	110779	SHAFT/DRIVE .....	2		650495	CS 1/2X1-1/4 (HN, LW, FW) .....	4
	650601	KEY/WOODRUFF 3/8X1-1/2 .....	4	12	110781	BRACKET/MOUNT .....	2
04	110237	SHIELD/PTO .....	1		650579	CS 3/8X1-3/4 (HN, LW) .....	8
05	091891	FLANGE/BEARING ASSY .....	1	13	092747	SLEEVE .....	1
	570014	FITTING/GREASE .....	1	14	119733	JOINT/UNIVERSAL .....	1
	650453	CS 1/2X1-1/2 (HN, LW, FW) .....	2		650833	CS 5/16X3 (LN) .....	1
06	520194	BEARING/BALL .....	1	15	045327	KIT/CROSS .....	1
07	520195	COLLAR/BEARING .....	1				
08	119738	PLATE/MOUNT .....	1				
	650495	CS 1/2X1-1/4 (HN, LW, FW) .....	2				

a) NOT available as a complete assembly.  
 For components, see page titled TM8435/8500  
 (TRUCK MOUNTED) - COMPONENTS, DRIVE LINE.

**TM8435/8500 (TRUCK MOUNTED) - CHAINCASE  
(AFTER SN7250 - 8435 & SN9250 - 8500)**



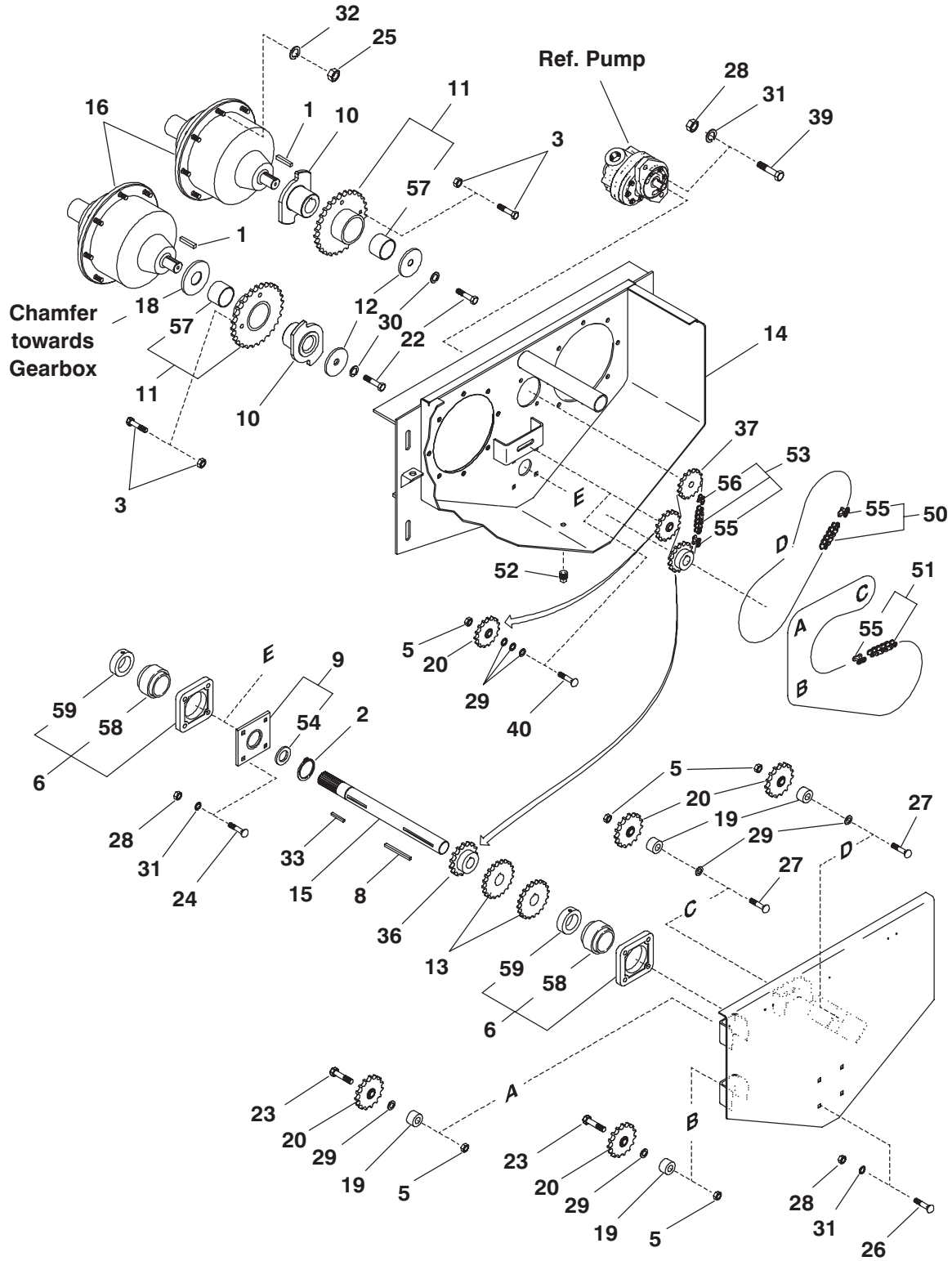


**TM8435/8500 (TRUCK MOUNTED) - CHAINCASE  
(AFTER SN7250 - 8435 & SN9250 - 8500)**

Ref. No.	Part No.	Description	Qty. Req.	Ref. No.	Part No.	Description	Qty. Req.
01	006989	KEY/SQUARE .....	2	28	653018	HN 1/2 .....	10
02	051904	RING/RETAINING .....	1	29	651150	FW 5/8 .....	11
03	907727	KIT/SHEAR BOLT (8-PACK) .....	1	30	654026	LW 3/8 .....	2
05	071709	LN 5/8 .....	5	31	654030	LW 1/2 .....	10
06	091912	FLANGE/BEARING ASSY .....	2	32	654032	LW 5/8 .....	16
08	092734	KEY 3/8 SQ X 3 .....	1	33	H6098A	KEY/UNIVERSAL DRIVE .....	1
09	092735	PLATE/SEAL ASSY .....	1	36	080655	SPROCKET/15T .....	1
10	141680	FLANGE/SHEAR ASSY .....	2	37	110224	SPROCKET/15T 7/8 DIA .....	1
11	141682	SPROCKET/SHEAR ASSY 28T .....	2	39	650569	CS 1/2X1-3/4 .....	2
12	119702	FW 13/32 HT .....	2	40	651320	CB 5/8X2 .....	3
13	119704	SPROCKET/20T .....	2	50	058212	CHAIN/ROLLER #60X66 LINKS .....	1
14	119713	CHAINCASE WELDMENT .....	1	51	091890	CHAIN/ROLLER #60X110 LINKS .....	1
15	119722	SHAFT/INPUT .....	1	52	660004	PLUG/PIPE 1/2 SQ HD .....	1
16	119798 <sub>a</sub>	GEARBOX/MODEL 9 .....	2	53	110242	CHAIN/ROLLER #60X45 LINKS .....	1
18	119794	FW 1-17/32 HT .....	1	54	091884	SEAL/OIL .....	1
20	124773	SPROCKET/IDLER ASSY .....	5	55	500160	LINK/CONNECTOR .....	3
22	650533	CS 3/8X1-1/2 .....	2	56	500161	LINK/OFFSET .....	1
23	650647	CS 5/8X2 .....	2	57	119701	BUSHING/BRONZE .....	2
24	650774	CB 1/2X2 .....	4	58	083666	BEARING/BALL .....	2
25	653023	HN 5/8 .....	16	59	076082	COLLAR/LOCK .....	2
26	651324	CB 1/2X1-1/2 .....	4				

a) See 'Gearbox Components' page for breakdown.

**TM8435/8500 (TRUCK MOUNTED) - CHAINCASE  
(BEFORE SN7251 - 8435 & SN9251 - 8500)**

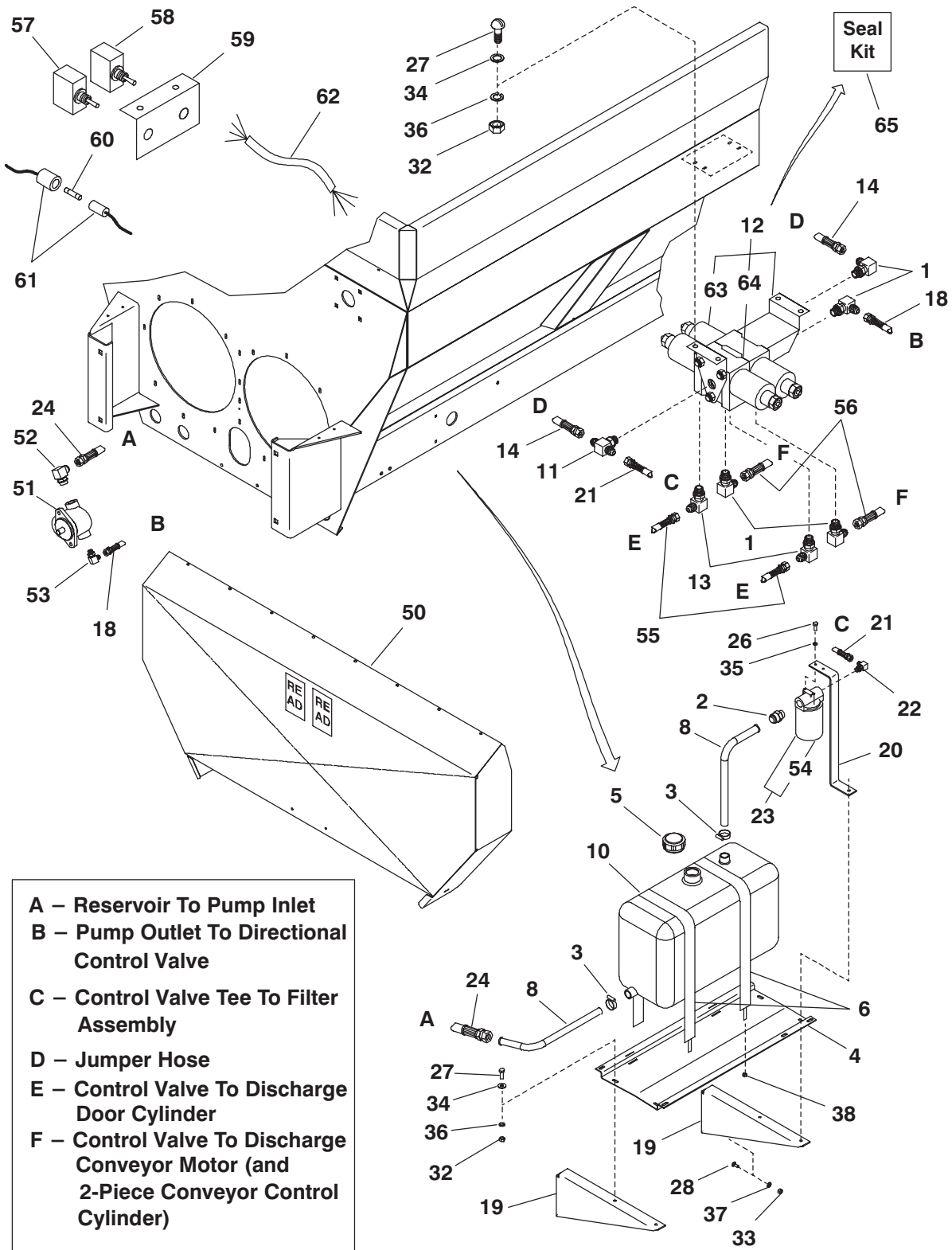


**TM8435/8500 (TRUCK MOUNTED) - CHAINCASE  
(BEFORE SN7251 - 8435 & SN9251 - 8500)**

Ref. No.	Part No.	Description	Qty. Req.	Ref. No.	Part No.	Description	Qty. Req.
01	006989	KEY/SQUARE .....	2	27	651326	CB 5/8X2-3/4 .....	2
02	051904	RING/RETAINING .....	1	28	653018	HN 1/2 .....	10
03	904400	KIT/SHEAR BOLT (8-PACK) .....	1	29	654012	FW 5/8 .....	7
05	071709	LN 5/8 .....	5	30	654026	LW 3/8 .....	2
06	091912	FLANGE/BEARING ASSY .....	2	31	654030	LW 1/2 .....	10
08	092734	KEY 3/8 SQ X 3 .....	1	32	654056	LW 9/16 .....	16
09	092735	PLATE/SEAL ASSY .....	1	33	H6098A	KEY/UNIVERSAL DRIVE .....	1
10	119695	FLANGE/SHEAR ASSY .....	2	36	080655	SPROCKET/15T .....	1
11	119698	SPROCKET/SHEAR ASSY 28T .....	2	37	110224	SPROCKET/15T 7/8 DIA .....	1
12	119702	FW 13/32 HT .....	2	39	650569	CS 1/2X1-3/4 .....	2
13	119704	SPROCKET/20T .....	2	40	651320	CB 5/8X2 .....	1
14	119713	CHAINCASE WELDMENT .....	1	50	058212	CHAIN/ROLLER #60X66 LINKS .....	1
15	119722	SHAFT/INPUT .....	1	51	091890	CHAIN/ROLLER #60X110 LINKS .....	1
16	119726 <sub>a</sub>	GEARBOX/MODEL 8 .....	2	52	660004	PLUG/PIPE 1/2 SQ HD .....	1
18	119794	FW 1-17/32 HT .....	1	53	110242	CHAIN/ROLLER #60X45 LINKS .....	1
19	119810	SPACER .....	4	54	091884	SEAL/OIL .....	1
20	124773	SPROCKET/IDLER ASSY .....	5	55	500160	LINK/CONNECTOR .....	3
22	650533	CS 3/8X1-1/2 .....	2	56	500161	LINK/OFFSET .....	1
23	650572	CS 5/8X2-3/4 .....	2	57	119701	BUSHING/BRONZE .....	2
24	650774	CB 1/2X2 .....	4	58	083666	BEARING/BALL .....	2
25	651107	HN 9/16 .....	16	59	076082	COLLAR/LOCK .....	2
26	651324	CB 1/2X1-1/2 .....	4				

a) See 'Gearbox Components' page for breakdown.

# TM8435/8500 (TRUCK MOUNTED) - HYDRAULICS & CONTROLS

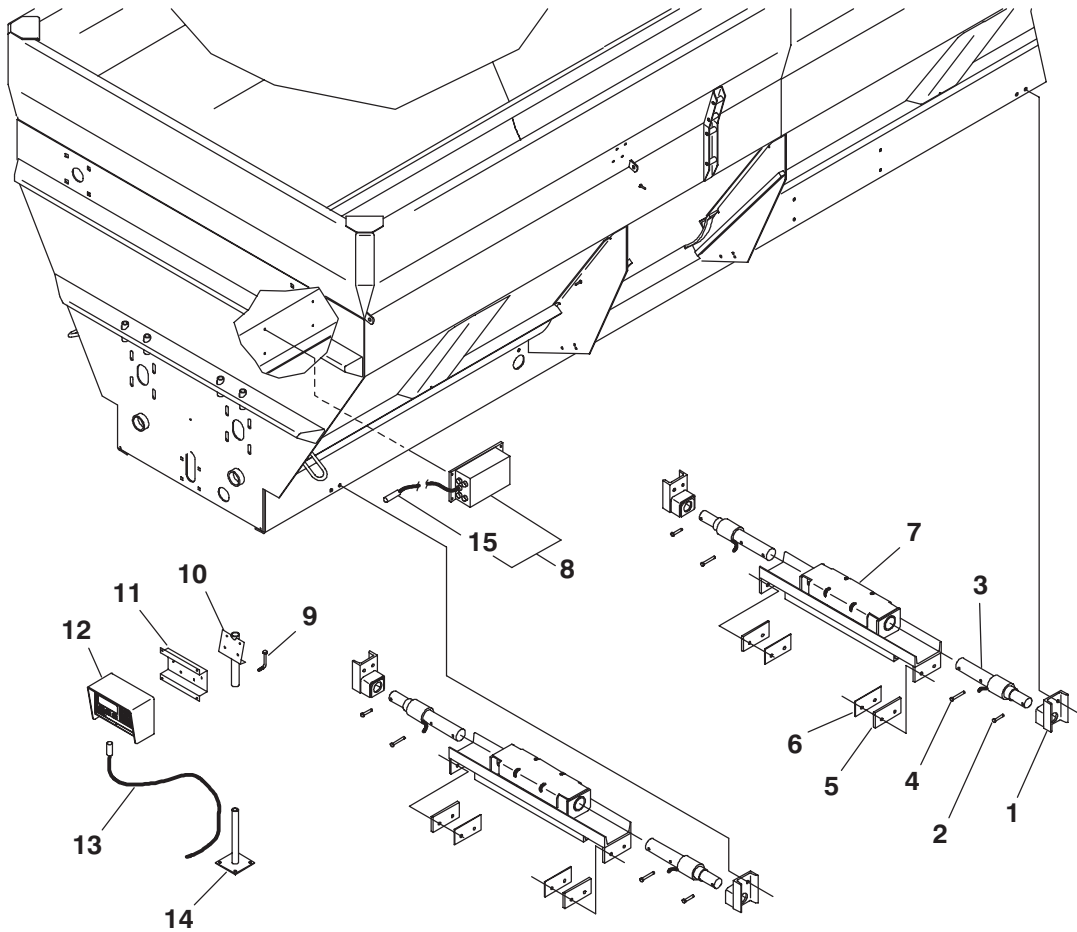


## TM8435/8500 (TRUCK MOUNTED) - HYDRAULICS & CONTROLS

Ref. No.	Part No.	Description	Qty. Req.	Ref. No.	Part No.	Description	Qty. Req.
01	054816	ELBOW/HYD 90 DEG .....	4	36	654024	LW 5/16 .....	8
02	054818	UNION/HYDRAULIC FITTING .....	1	37	654026	LW 3/8 .....	4
03	055335	CLAMP/HOSE .....	2	38	071701	LN 5/16 .....	2
04	064462	SUPPORT/RESERVOIR .....	1	50	120383 <sub>b</sub>	SHIELD/REAR W/DECALS .....	2
05	064650	CAP/RESERVOIR .....	1	51	124524 <sub>c</sub>	PUMP/HYD GEAR .....	1
06	064651	STRAP .....	2	52	077965	ELBOW/HYD 90 DEG .....	1
08	066847 <sub>a</sub>	TUBE/ASSY .....	2	53	076031	ELBOW/HYD 90 DEG .....	1
10	076841	RESERVOIR/OIL .....	1	54	048959	ELEMENT/OIL FILTER .....	1
11	110216	TEE .....	1	55	110231	HOSE/ASSY 87" LONG .....	2
12	110220	DIRECTIONAL CONTROL VALVE .....	1	56	110849	HOSE/ASSY 30" LONG	
13	110227	ELBOW/HYD 90 DEG .....	2			(1-PIECE CONVEYOR) .....	2
14	110233	HOSE/ASSY 30" LONG .....	1		110850	HOSE/ASSY 87" LONG	
18	120373	HOSE/ASSY 172" LONG .....	1			(2-PIECE CONVEYOR) .....	2
19	120374	SUPPORT/RESERVOIR .....	2	57	110222	SWITCH/SPRING CENTERED .....	1
20	120375	BRACKET/FILTER .....	1	58	110221	SWITCH/DETENT .....	1
21	120384	HOSE/ASSY 144" LONG .....	1	59	110783	SWITCH MOUNT .....	1
22	121775	ELBOW/HYD 90 DEG .....	1	60	076056	FUSE/10 AMPERE .....	1
23	122756	FILTER/ASSY .....	1	61	110219	HOLDER/FUSE INLINE .....	1
24	128520	HOSE/SUCTION 39" LONG .....	1	62	111068	CABLE/ELECTRIC 25 FT .....	1
26	650448	CS 1/4X3/4 .....	2	63	116690	COIL/SOLENOID .....	4
27	650487	CS 5/16X1 .....	8	64	116691	SHIM .....	AR
28	650704	CB 3/8X1 .....	4	65	116692	KIT/SEAL .....	1
32	653007	HN 5/16 .....	8				
33	653010	HN 3/8 .....	4				
34	654004	FW 5/16 .....	8				
35	654022	LW 1/4 .....	2				

- a) Includes Tube Nut and Sleeve.
- b) Includes 093366, 091442 & 091438 Decals.
- c) For further breakdown, see Hydraulic Pump Components page.

# TM8435/8500 (TRUCK MOUNTED) - WEIGHBARS & SCALE

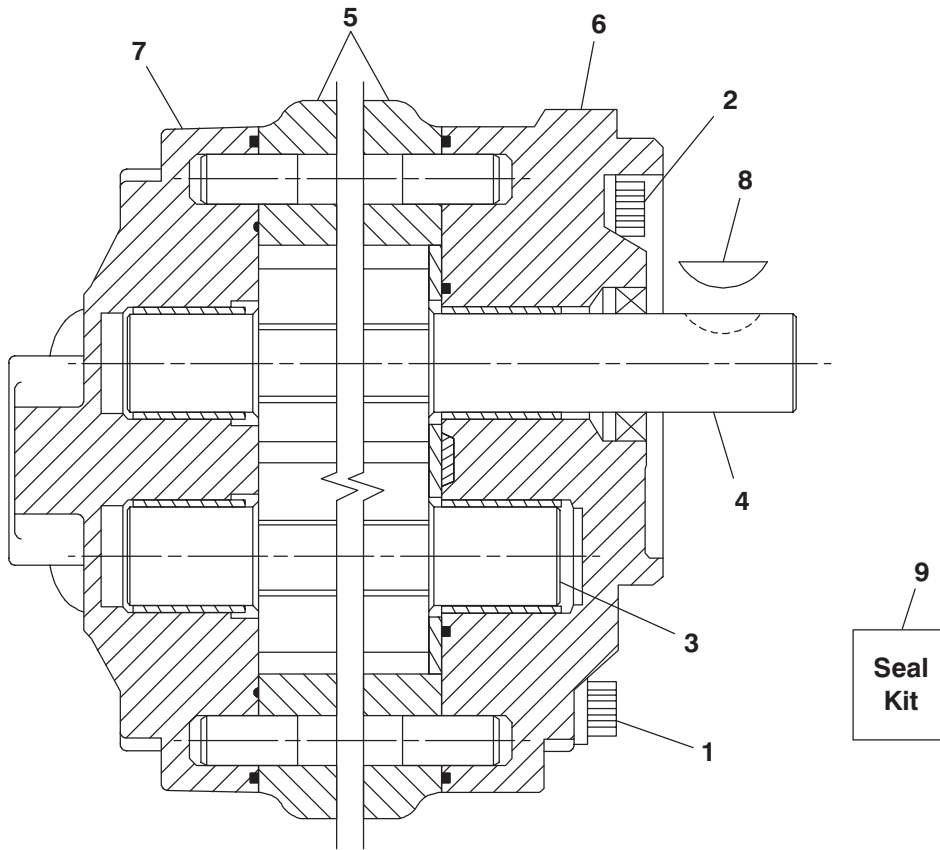


Ref. No.	Part No.	Description	Qty. Req.	Ref. No.	Part No.	Description	Qty. Req.
01	099210	BRACKET/WEIGHBAR .....	4	09	053645	SCREW/ADJUSTMENT.....	1
	650335	CS 1/2X1-3/4 GR. 8 (HN, LW, FW) .....	8	10	110784	STAND/INDICATOR .....	1
02	076102	PIN/CLEVIS3/8X2-1/4 .....	4	11	092684	BRACKET/INDICATOR MOUNTING ....	1
	655006	CP 1/8X1 .....	4		650542	CS 1/4X1/2 (HN, LW) .....	4
03	099238	2-1/8 WEIGHBAR 21' CABLE .....	4	12	112520	INDICATOR/MODEL 3200 .....	1
	092675	CLIP/CABLE FRAME .....	AR		118241 <sub>a</sub>	INDICATOR/REMOTE (OPTIONAL) ....	1
04	604494	PIN/CLEVIS3/8X2-3/4 .....	4		650815	RHMS #10-24X5/8 (HN) .....	2
	655006	CP 1/8X1 .....	4	13	110218	CORD/POWER INDICATOR .....	1
05	110234	SHIM/PLATE - 1/4" THICK .....	AR		074091	TIE/NYLON .....	AR
06	110235	SHIM/PLATE - 1/8" THICK .....	AR	14	110782	BASE/STAND .....	1
07	119676	WEIGHBAR MOUNT .....	2	15	120814	CABLE/JUNCTION BOX 15 FT .....	1
	650335	CS 1/2X1-3/4 GR. 8 (HN, LW).....	8				
08	092679	BOX/JUNCTION W/15' CORD .....	1				
		(4) #10LW, FW					
	092675	CLIP/CABLE FRAME .....	AR				

a) Refer to Accessories page for further breakdown.  
(Remote Scale Indicator 806326)

# TM8435/8500 (TRUCK MOUNTED) - COMPONENTS, HYDRAULIC PUMP

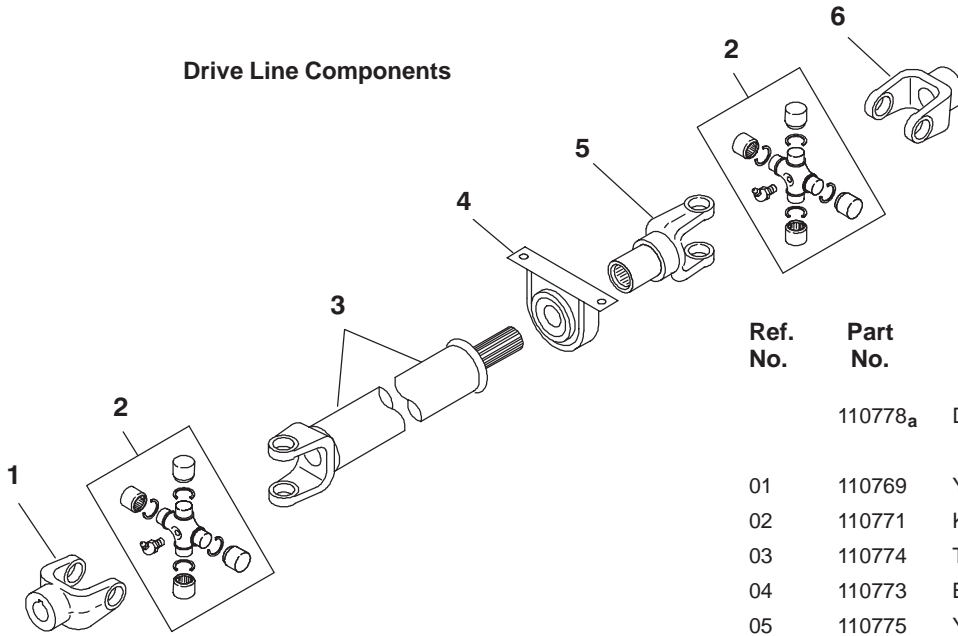
Gear Pump (Truck Mount Only)



Ref. No.	Part No.	Description	Qty. Req.	Ref. No.	Part No.	Description	Qty. Req.
	124524	PUMP/HYDRAULIC GEAR .....	1	05	099027	BODY/ASSY .....	1
		CONSISTS OF:		06	080819	PLATE/FRONT ASSY .....	1
01	080823	SCREW/CAP .....	4	07	099098	BACKPLATE/HYD PUMP .....	1
02	099030	SCREW/CAP .....	4	08	655538	KEY/WOODRUFF .....	1
03	099029	GEAR/IDLER ASSY .....	1	09	080825	KIT/SEAL .....	1
04	099028	GEAR/DRIVE ASSY .....	1				

# TM8435/8500 (TRUCK MOUNTED) - COMPONENTS, DRIVE LINE \_\_\_\_\_

## Drive Line Components



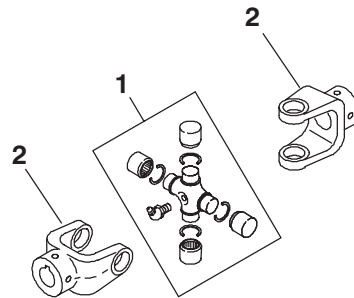
Ref. No.	Part No.	Description	Qty. Req.
	110778 <sub>a</sub>	DRIVE LINE ASSY .....	1
		CONSISTS OF:	
01	110769	YOKE/END 1-1/4 .....	1
02	110771	KIT/CROSS .....	2
03	110774	TUBE/DRIVE LINE .....	1
04	110773	BEARING/CENTER .....	1
05	110775	YOKE/SLIP .....	1
06	110772	YOKE/END 1-1/2 .....	1
	650230	SQHSS 3/8X3/4 .....	3

a) Complete assembly NOT available for service.

## Center U-Joint Components

Ref. No.	Part No.	Description	Qty. Req.
	110770 <sub>a</sub>	CENTER U-JOINT ASSY .....	1
		CONSISTS OF:	
01	110771	KIT/CROSS .....	1
02	110772	YOKE/END 1-1/2 .....	2
	650230	SQHSS 3/8X3/4 .....	4

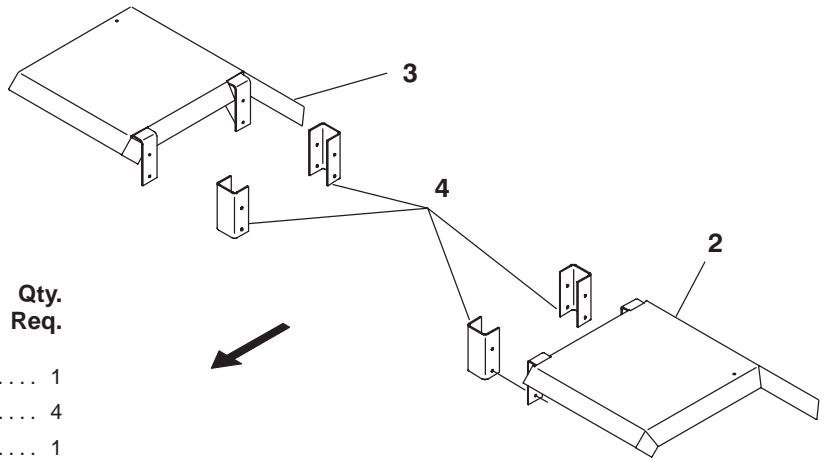
a) Complete assembly NOT available for service.





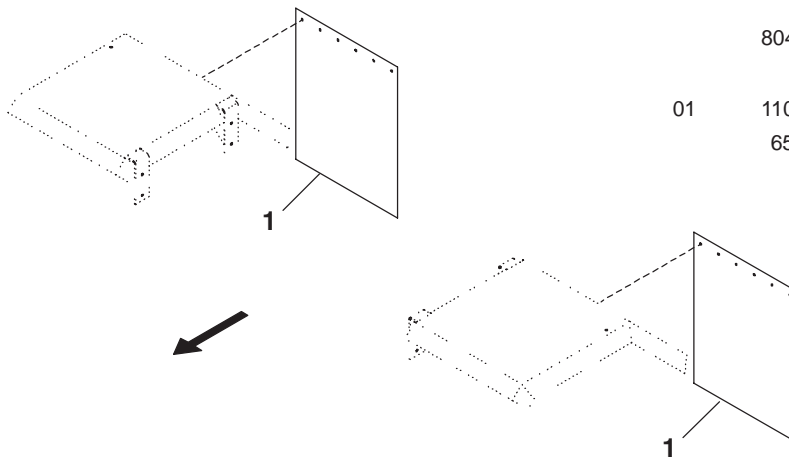
# TM8435/8500 (TRUCK MOUNTED) - ACCESSORIES

## Truck-Mounted Mixer Feeder Fenders



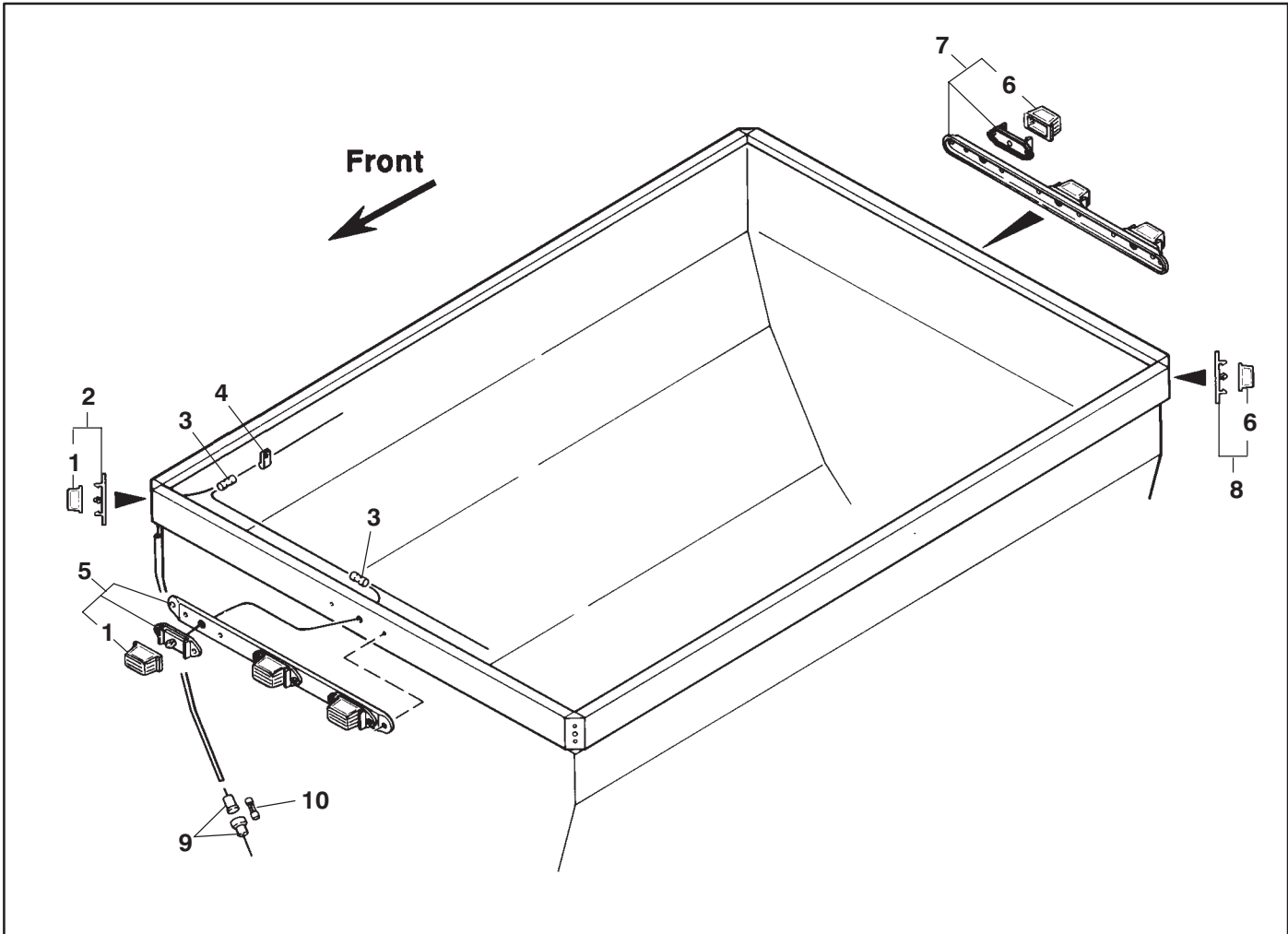
Ref. No.	Part No.	Description	Qty. Req.
02	110417	FENDER/LT ASSY .....	1
	650490	CS 3/8X1 (HN, LW) .....	4
03	110418	FENDER/RT ASSY. ....	1
	650490	CS 3/8X1 (HN, LW) .....	4
04	110420	MOUNT/FENDER .....	4
	650533	CS 3/8X1-1/2 (HN, LW) .....	8

## Accessory Truck-Mounted Mixer Feeder Mud Flaps



Ref. No.	Part No.	Description	Qty. Req.
	804580	MUD FLAPS .....	1
		CONSISTS OF:	
01	110421	FLAP/MUD 24 X 36 .....	2
	650533	CS 3/8X1-1/2 (HN, LW, FW) .....	12

# TM8435/8500 (TRUCK MOUNTED) - ACCESSORIES



Ref. No.	Part No.	Description	Qty. Req.	Ref. No.	Part No.	Description	Qty. Req.
	804578 <sub>a</sub>	LIGHT KIT .....	1	06	110422	LENS/RED MINI-LITE .....	5
		CONSISTS OF:		07	110413	IDENTIFICATION BAR - RED .....	1
01	110423	LENS/AMBER MINI-LITE .....	5		650702	TFS #6-32X3/8 .....	2
02	110415	MINI LITE - AMBER .....	2	08	110414	LITE/MINI RED .....	2
	650702	TFS #6-32X3/8 .....	4		650702	TFS #6-32X3/8 .....	4
03	071105	CONNECTOR/BUTT .....	AR	09	110219	HOLDER/INLINE FUSE .....	1
04	110416	CLIP .....	AR	10	076056	FUSE 10AMP .....	1
05	110412	IDENTIFICATION - AMBER .....	1				
	650702	TFS #6-32X3/8 .....	2				

a)100 feet of 16 AWG Wire is included with field-installation Kit.

# Notes

# Index

## A

Accessories  
1000 RPM Conversion Kit, 47  
Battery Box, 45  
Ladder Kit, 44  
Magnet Assembly, 47  
Paddle Kit, 45  
Remote Scale Indicator Kit, 46  
Safety Tow Chain, 44  
Scale Alarm  
Audible, 46  
Visual, 46  
Scale Arm Kit, 49  
Short Conveyor Magnet, 50  
Single Valve Conversion Kit, 43  
Tank Liners, 48  
Truck Mounted, 63  
Auger, 14–15  
Components, 38–40  
Drives, 16–17  
Axles & Wheels, 8–9

## B

Bearings  
Auger, 14–15  
Chaincase, Truck Mounted, 55,  
57  
Drive Line  
Standard, 8–9  
Truck Mounted, 53  
Wheel, 8–9  
Bumper (Truck Mounted), 53

## C

Chaincase  
Standard, 18–21  
Mounting, 22  
Truck Mounted, 54–57  
Control Valve & Switches service  
parts, 59  
Conveyor  
1-piece, 26–29  
2-piece, 30–33

Cover

Auger Drive, 23  
Chaincase, 22

Cylinder

Components, 42  
Discharge door, 25

## D

Decal Locations, 2–4  
Decals  
Application, 2  
Set numbers, 2  
Discharge Door & Hydraulics,  
24–25  
Drive Line  
Components, Truck Mounted, 62  
Standard, 8–9  
Truck Mounted, 52  
Drive Line service parts,  
Truck Mounted, 62

## F

Fenders, Truck Mounted, 63  
Filter, Hydraulic (Truck Mounted),  
59

## G

Gearbox  
Model 8, 41  
Model 9, 40  
Standard, 21  
Truck Mounted, 55, 57

## H

Hitch, 8–9  
Hitchjack, 8–9  
Components, 35  
Hydraulic cylinder. *See* Cylinder  
Hydraulics & Controls, Truck  
Mounted, 58–59

## L

Light Kit, Truck Mounted, 64

Lights, Transport, 34

## M

Motor, Hydraulic 27, 29  
Mud Flaps, Truck Mounted, 63

## P

Paint Notice, 2  
PTO, 8–9  
1000 RPM, Components, 37  
540 RPM, Components, 36  
Pump, Hydraulic, Truck Mounted,  
Components, 61

## R

Reservoir & Filter service parts, 59

## S

Scale, Truck Mounted, 60  
Shearbolts, 19

## T

Truck Mounted  
Accessories, 63  
Chaincase, 54–57  
Drive Line Components, 62  
Hydraulic Pump, 61  
Hydraulics & Controls, 58–59  
Weighbars & Scale, 60

## U

U-Joint. *See* Drive Line  
components

## V

Valve, Discharge door relief, 25

## W

Weighbars & Scale  
Standard, 10–13  
Truck Mounted, 60  
Wheels & Axles, 8–9

## MF8435/8500 – NUMERICAL INDEX

Part No.	Page No.	Ref. No.	Part No.	Page No.	Ref. No.	Part No.	Page No.	Ref. No.	Part No.	Page No.	Ref. No.
H6098A	55	33	057569	41	24	070856	44	02	080655	55	36
H6098A	57	33	057650	25	02	070856	44	02	080655	57	36
B11296	17	01	057653	25	03	071105	64	03	080819	61	06
B11433A	17	70	057864	25	04	071701	09	01	080823	61	01
006989	19	01	058212	55	50	071701	23	06	080825	61	09
006989	21	01	058212	57	50	071701	25	06	080894	44	02
006989	55	01	058481	19	34	071701	27	05	081311	27	50
006989	57	01	058481	21	34	071701	59	38	081507	36	14
041879	41	04	058615	34	01	071703	09	78	081507	37	14
042188	50	01	058654	29	23	071703	11	78	082027	09	67
042903	29	08	060510	02	03	071703	13	78	082027	35	
042903	31	08	060511	02	04	071703	27	06	082644	35	10
042903	33	08	061858	17	71	071703	31	65	082645	35	04
043912	44	08	062404	31	36	071703	50	02	082647	35	06
045327	09	15	062404	33	36	071706	11	01	082649	35	02
045327	36	13	062405	31	38	071706	13	01	082650	35	01
045327	37	13	062405	33	38	071706	15	06	082651	35	15
045327	53	15	062889	25	05	071706	25	07	082652	35	14
045581	09	51	064260	17	65	071706	31	62	082653	35	13
047269	23	13	064331	17	03	071706	33	62	082654	35	12
048459	27	01	064462	59	04	071709	09	64	082655	35	11
048959	59	54	064650	59	05	071709	19	05	082656	35	09
048967	31	40	064651	59	06	071709	21	05	082657	35	08
048967	33	40	064874	44	01	071709	55	05	082658	35	07
049498	27	01	065500	29	22	071709	57	05	082659	35	05
049498	29	01	065500	33	34	071858	50	03	082660	35	03
049499	27	02	065500	42		073788	42	06	083666	09	82
049499	29	02	066847	59	08	074091	34	02	083666	19	42
051904	19	02	067179	11	10	076031	59	53	083666	21	42
051904	21	02	067179	13	10	076056	59	60	083666	55	58
051904	55	02	067457	29	24	076056	64	10	083666	57	58
051904	57	02	067457	33	37	076082	09	83	086925	37	04
053645	60	09	067769	33	35	076082	19	43	086937	37	05
053844	19	33	067848	43	01	076082	21	43	089689	42	03
053844	21	33	067880	25	30	076082	55	59	089689	42	03
054816	27	02	068034	11	17	076082	57	59	089690	42	05
054816	59	01	068034	27	04	076082	57	59	089693	42	02
054818	59	02	068034	49	01	076090	17	72	089867	15	81
055335	59	03	068244	45	03	076102	11	08	089991	40	20
055342	13	67	068960	23	05	076102	13	08	089991	41	20
056080	25	01	069076	44	09	076102	60	02	090895	36	06
056080	27	03	069129	11	80	076841	59	10	090895	37	06
056080	29	20	069129	13	80	077965	59	52	091167	36	02
056080	31	71	070634	22	10	078657	40	04	091167	37	02
056080	33	71	070634	23	01	079209	09	34	091438	02	06
057569	40	24	070648	23	14	079878	22	11	091442	02	07
						080247	02	05	091442	43	12

# MF8435/8500 – NUMERICAL INDEX

Part No.	Page No.	Ref. No.	Part No.	Page No.	Ref. No.	Part No.	Page No.	Ref. No.	Part No.	Page No.	Ref. No.
091442	44	03	092601	31	18	092628	31	04	092735	21	09
091444	02	08	092601	33	18	092628	33	04	092735	55	09
091446	02	09	092602	29	01	092629	31	05	092735	57	09
091727	02	10	092602	31	22	092629	33	05	092747	53	13
091882	31	32	092602	33	22	092630	31	30	092752	17	14
091882	33	32	092603	29	02	092630	33	30	092754	17	15
091882	42		092603	31	21	092631	31	29	092755	17	16
091884	19	44	092603	33	21	092631	33	29	092779	29	16
091884	21	44	092604	27	08	092632	33	39	092779	31	15
091884	55	54	092604	29	13	092633	31	39	092779	33	15
091884	57	54	092605	29	12	092634	31	13	092792	37	03
091886	29	15	092606	29	14	092634	33	13	092797	13	59
091886	31	16	092607	29	18	092640	15	11	092798	13	60
091886	33	16	092608	29	17	092642	25	10	092934	41	09
091889	25	08	092608	31	14	092643	17	73	092936	41	11
091890	55	51	092608	33	14	092665	23	16	092937	41	10
091890	57	51	092610	29	05	092667	15	12	092938	41	08
091891	09	02	092610	31	20	092667	22	01	092988	46	02
091891	53	05	092610	33	20	092675	11	30	093020	02	11
091892	29	03	092611	29	11	092675	13	30	093030	11	72
091892	31	19	092613	29	25	092679	11	32	093030	13	72
091892	33	19	092615	31	09	092679	13	32	093366	02	12
091893	27	07	092615	33	09	092679	60	08	093367	02	13
091893	29	04	092616	31	11	092684	13	71	093373	02	15
091893	31	10	092616	33	11	092684	46	03	093457	02	16
091893	33	10	092617	31	27	092684	60	11	093465	02	17
091899	23	15	092617	33	27	092692	47	02	093466	02	17
091907	09	03	092618	31	25	092693	47	01	093489	02	18
091908	29	19	092618	33	25	092700	43	03	093519	27	03
091908	33	33	092619	29	21	092701	43	04	093519	29	03
091912	09	07	092619	33	24	092702	43	05	093653	02	19
091912	19	06	092620	33	17	092703	43	08	093653	43	13
091912	21	06	092621	31	02	092704	43	06	093759	25	11
091912	55	06	092621	33	02	092705	43	07	093759	42	
091912	57	06	092622	31	03	092706	45	04	094290	42	07
091913	15	08	092622	33	03	092707	45	01	094291	42	01
091914	15	80	092623	31	12	092708	45	02	094315	39	13
091915	15	09	092623	33	12	092723	15	82	094376	40	01
091923	29	07	092624	31	31	092724	15	83	094376	41	01
091923	31	07	092624	33	31	092733	19	07	094386	42	07
091923	33	07	092625	31	28	092733	21	07	094387	42	01
092323	43	02	092625	33	28	092734	19	08	094472	25	12
092600	29	10	092626	31	01	092734	21	08	094552	42	05
092600	31	23	092626	33	01	092734	55	08	094553	42	04
092600	33	23	092627	31	26	092734	57	08	094554	42	02
092601	29	09	092627	33	26	092735	19	09	094763	15	18
									094803	09	09

## MF8435/8500 – NUMERICAL INDEX

Part No.	Page No.	Ref. No.	Part No.	Page No.	Ref. No.	Part No.	Page No.	Ref. No.	Part No.	Page No.	Ref. No.
094951	02	20	110413	64	07	112518	13	74	118608	15	88
094963	02	21	110414	64	08	112519	11	74	118608	39	01
095115	15	84	110415	64	02	112519	13	74	118795	38	10
095116	15	84	110416	64	04	112520	11	74	118795	39	10
095117	15	84	110417	63	02	112520	13	74	118796	38	11
095130	36	08	110418	63	03	112520	60	12	118796	39	11
095130	37	08	110420	63	04	112886	34	10	118833	44	04
095166	36	04	110421	63	01	112917	34	11	118838	15	25
099027	61	05	110422	64	06	113013	25	14	118839	39	14
099028	61	04	110423	64	01	113109	25	15	118865	15	85
099029	61	03	110489	41	07	113320	02	22	118886	25	16
099030	61	02	110768	53	09	116690	59	63	118891	23	03
099098	61	07	110769	62	01	116691	59	64	118901	25	24
099210	11	07	110770	53	10	116692	59	65	118925	25	17
099210	13	07	110770	62		116786	09	39	118928	25	18
099210	60	01	110771	62	01	116787	09	40	118935	17	29
099232	17	13	110771	62	02	117004	17	22	118937	17	74
099238	11	06	110772	62	02	118002	15	21	118956	25	19
099238	13	06	110772	62	06	118002	45	02	118965	25	19
099238	60	03	110773	62	04	118241	46	01	119224	40	03
099239	25	09	110774	62	03	118241	60	12	119224	41	03
099240	17	17	110775	62	05	118242	46	04	119225	40	02
099242	17	19	110778	53	02	118588	38	09	119225	41	02
099244	17	10	110778	62		118588	39	09	119226	41	05
110032	09	63	110779	53	03	118589	38	12	119227	41	06
110201	22	02	110780	53	11	118589	39	12	119485	23	07
110216	31	35	110781	53	12	118592	39	07	119486	23	08
110216	59	11	110782	60	14	118593	39	08	119493	25	25
110218	60	13	110783	59	59	118601	15	23	119532	34	04
110219	59	61	110784	60	10	118601	38	04	119533	34	05
110219	64	09	110849	59	56	118601	39	04	119543	15	20
110220	59	12	110850	59	56	118602	15	24	119543	45	01
110221	59	58	111068	59	62	118602	38	03	119657	02	23
110222	59	57	111421	23	17	118602	39	03	119658	02	23
110224	55	37	112184	09	46	118603	15	89	119660	02	24
110224	57	37	112185	09	77	118603	39	02	119662	34	03
110227	59	13	112186	09	47	118604	15	88	119664	23	18
110231	59	55	112187	09	42	118604	39	01	119665	34	06
110233	59	14	112188	09	45	118605	15	23	119666	34	07
110234	60	05	112189	09	43	118605	38	04	119676	60	07
110235	60	06	112190	09	48	118605	39	04	119695	21	10
110237	53	04	112191	09	49	118606	15	24	119695	55	10
110238	53	01	112192	09	26	118606	38	03	119695	57	10
110242	55	53	112193	09	23	118606	39	03	119698	21	11
110242	57	53	112195	09	53	118607	15	89	119698	55	11
110412	64	05	112518	11	74	118607	39	02	119698	57	11
									119701	19	40

# MF8435/8500 – NUMERICAL INDEX

Part No.	Page No.	Ref. No.	Part No.	Page No.	Ref. No.	Part No.	Page No.	Ref. No.	Part No.	Page No.	Ref. No.
119701	21	40	119795	09	11	121775	59	22	144388	15	89
119701	55	57	119796	23	02	122617	02	25	144388	38	02
119701	57	57	119798	19	16	122736	02	26	144389	15	88
119702	19	12	119798	40		122756	59	23	144389	38	01
119702	21	12	119809	37		124524	59	51	144402	38	13
119702	55	12	119809	47		124524	61		144404	17	13
119702	57	12	119810	21	19	124704	38	05	144455	22	13
119703	19	13	119810	55	19	124704	39	05	145015	48	03
119703	21	13	119810	57	19	124714	15	31	145016	48	04
119704	47	01	119817	43	14	124773	19	20	145017	48	01
119704	55	13	119818	43	15	124773	21	20	145018	48	02
119704	57	13	119819	43	16	124773	55	20	145216	02	01
119706	23	09	119841	36	01	124773	57	20	145217	02	02
119710	22	13	119842	36	15	124802	38	06	145234	02	27
119711	22	14	119842	37	15	124802	39	06	145457	48	07
119712	22	12	119843	36	03	125081	11	18	145466	48	08
119713	19	14	119844	36	05	125081	49	02	145479	48	09
119713	21	14	119845	36	07	125946	34	08	145481	48	10
119713	55	14	119846	36	09	128372	42	04	145533	48	10
119713	57	14	119846	37	09	128520	59	24	145535	48	09
119722	19	15	119847	36	11	141680	19	10	145564	44	05
119722	21	15	119847	37	11	142334	38	07	145566	44	04
119722	55	15	119848	36	12	142335	38	08	145748	15	89
119722	57	15	119848	37	12	142336	38	14	145748	38	02
119726	21	16	119851	37	07	142346	15	21	145749	15	88
119726	41		120266	44	05	142346	45	02	145749	38	01
119726	55	16	120373	59	18	142354	38	15	145773	45	
119726	57	16	120374	59	19	142484	48	03	145775	09	66
119729	40	17	120375	59	20	142496	09	50	153906	49	03
119729	41	17	120383	59	50	142746	48	01	154019	49	04
119730	41	18	120384	59	21	142747	48	02	154177	11	19
119731	37	01	120755	09	04	142932	48	04	154193	27	09
119731	47	02	120791	41	12	142933	48	05	154206	27	10
119732	09	52	120792	40	14	142934	48	06	154347	27	11
119732	36		120792	41	14	142935	19	11	154362	27	12
119733	09	14	120793	40	13	142945	40	07	154449	11	20
119733	53	14	120793	41	13	142946	40	18	154449	49	05
119738	09	10	120794	40	15	142947	40	12	155220	11	21
119738	53	08	120794	41	15	142948	40	11	155220	49	06
119774	09	11	120795	40	16	142949	40	09	155823	27	13
119791	15	22	120795	41	16	142950	40	10	155823	31	37
119791	45	03	120796	40	22	142953	40	06	156674	27	14
119794	19	18	120796	41	22	142954	40	05	157720	11	22
119794	21	18	120814	11	79	142967	44		157720	49	07
119794	55	18	120814	13	79	143007	02	28	157732	27	15
119794	57	18	120814	60	15	143224	45		157747	50	04
									157750	50	05



## MF8435/8500 – NUMERICAL INDEX

Part No.	Page No.	Ref. No.	Part No.	Page No.	Ref. No.	Part No.	Page No.	Ref. No.	Part No.	Page No.	Ref. No.
157752	50	06	580058	43	09	650513	27	04	650627	22	15
157795	27	16	600798	11	73	650513	27	42	650644	13	64
157795	31	68	600798	13	73	650513	29	42	650644	25	21
157811	27	17	604494	11	37	650513	31	52	650647	19	23
157813	27	18	604494	13	37	650513	33	52	650687	27	32
157858	27	19	604494	60	04	650513	42	04	650692	17	40
157859	50	07	606065	17	75	650533	19	22	650692	31	59
158615	27	20	613477	11	75	650533	21	22	650692	33	59
158618	27	21	613477	13	75	650533	31	53	650695	44	01
158618	31	34	650201	29	59	650533	33	53	650704	11	40
158619	27	22	650201	33	64	650533	55	22	650704	13	40
158619	31	33	650373	27	05	650533	57	22	650704	59	28
158630	27	23	650373	29	05	650535	27	30	650741	09	65
158650	27	24	650426	31	66	650535	31	64	650745	31	48
158661	27	25	650426	33	66	650542	13	68	650745	33	48
158661	31	69	650448	29	50	650548	23	19	650758	22	16
158653	31	17	650448	31	54	650549	11	36	650758	23	10
158663	31	24	650448	33	54	650549	13	36	650771	23	04
163969	02	14	650448	59	26	650549	23	20	650773	17	42
170048	11	74	650453	09	12	650550	11	56	650773	31	41
170049	11	74	650453	11	12	650550	13	56	650773	33	41
500160	19	41	650453	13	12	650550	23	21	650774	19	24
500160	21	41	650487	25	20	650550	46	06	650774	21	24
500160	55	55	650487	27	28	650551	31	63	650774	27	33
500160	57	55	650487	29	28	650551	33	63	650774	55	24
500161	55	56	650487	59	27	650551	50	09	650774	57	24
500161	57	56	650488	50	08	650568	17	37	650781	29	56
500209	27	51	650490	09	41	650569	11	23	650781	31	49
510215	36	10	650490	09	61	650569	49	08	650781	33	49
510215	37	10	650490	13	61	650569	55	39	650786	17	43
520063	27	26	650490	27	29	650569	57	39	650812	22	17
520084	27	27	650490	29	29	650572	21	23	650813	22	18
520084	29	06	650490	31	70	650572	55	23	650815	11	42
520084	31	06	650490	33	70	650572	57	23	650815	13	42
520084	33	06	650490	44	07	650572	57	23	650815	46	05
520194	09	80	650490	44	07	650573	17	38	650892	40	21
520194	53	06	650490	46	07	650573	27	31	650926	40	21
520195	09	81	650491	31	46	650573	27	31	650926	15	86
520195	09	81	650491	33	46	650584	11	38	650927	27	06
520195	53	07	650491	33	46	650584	13	38	650927	27	06
520195	53	07	650494	15	26	650584	13	38	650927	29	06
570006	09	33	650494	19	21	650584	23	22	650945	50	10
570009	29	55	650494	21	21	650585	11	24	650969	23	24
570009	29	55	650494	21	21	650585	49	09	650985	27	34
570009	31	47	650494	45	06	650585	49	09	650985	27	34
570009	31	47	650494	45	06	650590	23	23	650985	27	34
570009	33	47	650495	09	13	650590	23	23	650985	31	67
570014	29	54	650495	09	13	650594	31	61	651066	44	06
570014	29	54	650495	22	03	650594	31	61	651066	44	06
570014	31	60	650502	15	35	650594	33	61	651066	44	06
570014	31	60	650502	15	35	650601	09	56	651066	50	11
570014	33	60	650503	15	36	650605	41	21	651073	44	10






# MF8435/8500 – NUMERICAL INDEX

Part No.	Page No.	Ref. No.	Part No.	Page No.	Ref. No.	Part No.	Page No.	Ref. No.	Part No.	Page No.	Ref. No.
651090	09	35	653018	21	28	654014	44	07	654034	44	06
651107	21	25	653018	22	05	654022	13	47	654056	21	32
651107	55	25	653018	27	36	654022	23	12	654056	55	32
651107	57	25	653018	29	36	654022	25	33	654056	57	32
651148	09	84	653018	31	58	654022	29	52	655006	11	44
651319	22	04	653018	33	58	654022	31	56	655006	13	44
651320	15	46	653018	55	28	654022	33	56	655020	17	63
651320	19	27	653018	57	28	654022	50	15	655020	25	23
651320	55	40	653021	15	52	654022	59	35	655020	27	41
651320	57	40	653021	44	04	654024	17	58	655022	31	45
651321	15	47	653023	19	25	654024	27	39	655022	33	45
651324	19	26	653026	15	53	654024	29	39	655033	09	30
651324	21	26	653026	22	06	654024	31	50	655538	61	08
651324	55	26	653026	44	05	654024	33	50	660000	40	19
651324	57	26	654002	25	32	654024	59	36	660000	41	19
651326	21	27	654002	29	53	654026	09	62	660004	19	35
651326	55	27	654002	31	55	654026	13	62	660004	21	35
651326	57	27	654002	33	55	654026	17	59	660004	40	23
653005	13	43	654004	17	55	654026	19	30	660004	41	23
653005	23	11	654004	27	37	654026	21	30	660004	55	52
653005	25	31	654004	29	37	654026	27	40	660004	57	52
653005	29	51	654004	59	34	654026	29	40	660014	43	10
653005	31	57	654006	09	85	654026	31	43	660058	43	11
653005	33	57	654006	17	56	654026	33	43	804568	47	
653005	50	12	654006	29	57	654026	46	08	804569	45	
653007	17	49	654006	31	42	654026	50	16	804570	43	
653007	27	35	654006	33	42	654026	55	30	804578	64	
653007	29	35	654006	50	14	654026	57	30	804580	63	
653007	31	51	654009	09	25	654026	59	37	804777	46	
653007	33	51	654009	11	25	654030	09	27	804778	46	
653007	59	32	654009	13	65	654030	15	28	806326	46	
653010	13	63	654009	15	27	654030	19	31	806566	44	
653010	17	50	654009	25	22	654030	21	31	807281	48	
653010	29	58	654009	27	38	654030	22	08	807282	48	
653010	31	44	654009	45	08	654030	45	09	904400	21	03
653010	33	44	654009	49	10	654030	55	31	904400	55	03
653010	34	09	654012	19	29	654030	57	31	904400	57	03
653010	46	09	654012	21	29	654032	15	61	907727	19	03
653010	50	13	654012	55	29	654032	19	32	210-19530	15	87
653010	59	33	654012	57	29	654032	44	03	210-31017	48	11
653018	09	20	654014	22	07	654034	22	09	360-21476	15	67

# TORQUE SPECIFICATIONS

**NOTE:** Use these torque values when tightening **GEHL** hardware (excluding: Locknuts and Self-tapping, Thread Forming and Sheet Metal Screws) unless specified otherwise.

All torque values are in Lb-Ft except those marked with an \* which are Lb-In  
(For metric torque value Nm, multiply Lb-Ft value by 1.355 or Lb-In value by 0.113)

Unified National Thread	Grade 2 		Grade 5 		Grade 8 	
	Dry	Lubed	Dry	Lubed	Dry	Lubed
8-32	19*	14*	30*	22*	41*	31*
8-36	20*	15*	31*	23*	43*	32*
10-24	27*	21*	43*	32*	60*	45*
10-32	31*	23*	49*	36*	68*	51*
1/4-20	66*	50*	9	75*	12	9
1/4-28	76*	56*	10	86*	14	10
5/16-18	11	9	17	13	25	18
5/16-24	12		19	14		20
3/8-16	20	15	30	23	45	35
3/8-24	23	17	35	25	50	
7/16-14	32	24	50	35	70	55
7/16-20	36	27	55	40	80	60
1/2-13	50	35	75	55	110	80
1/2-20	55	40	90	65	120	90
9/16-12	70	55	110	80	150	110
9/16-18	80	60	120	90	170	130
5/8-11	100	75	150	110	220	170
5/8-18	110	85	180	130	240	180
3/4-10	175	130	260	200	380	280
3/4-16	200	150	300	220	420	320
7/8-9	170	125	430	320	600	460
7/8-14	180	140	470	360	660	500
1-8	250	190	640	480	900	680
1-14	270	210	710	530	1000	740
Metric Course Thread	Grade 8.8 		Grade 10.9 		Grade 12.9 	
	Dry	Lubed	Dry	Lubed	Dry	Lubed
M6-1	8	6	11	8	13.5	10
M8-1.25	19	14	27	20	32.5	24
M10-1.5	37.5	28	53	39	64	47
M12-1.75	65	48	91.5	67.5	111.5	82
M14-2	103.5	76.5	145.5	108	176.5	131
M16-2	158.5	117.5	223.5	165.5	271	200

# **GEHL**®

**Gehl Company** 143 Water Street, P.O. Box 179, West Bend, WI 53095-0179 U.S.A.