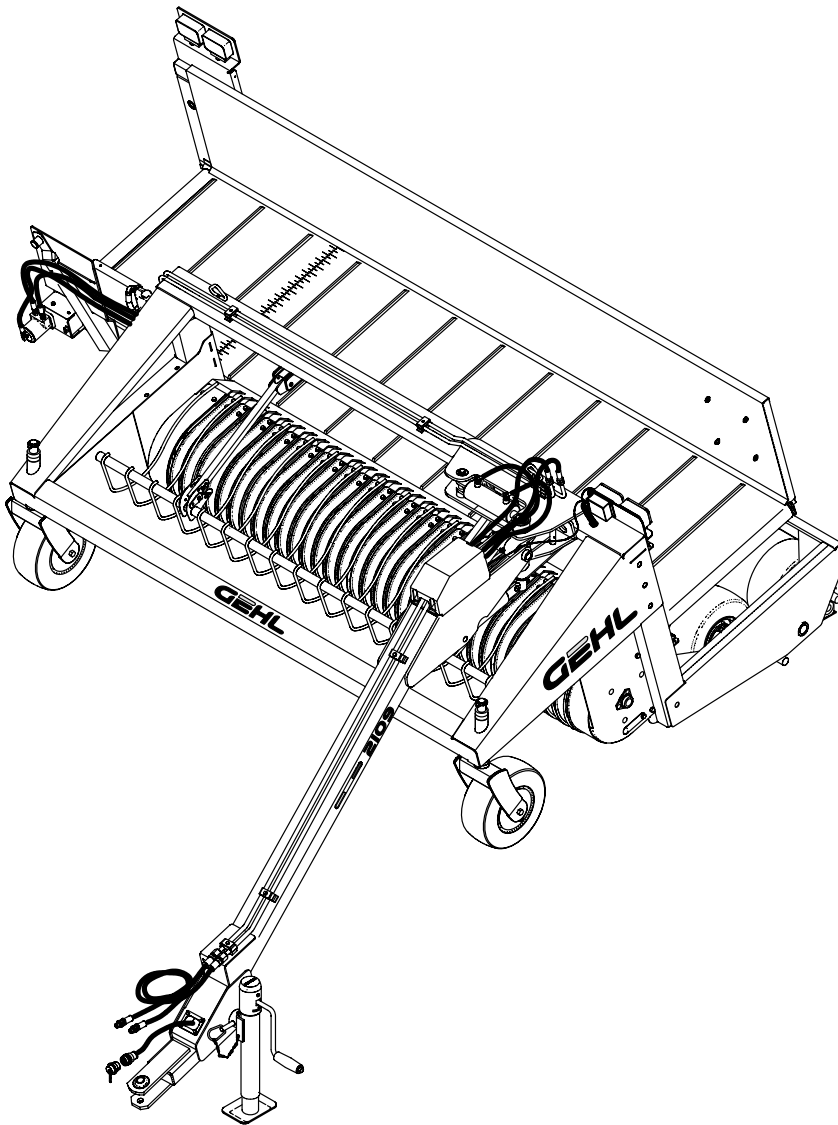


Form No.
918016
Revision D

2109

Windrow Merger



PARTS MANUAL

GEHL® AGRICULTURE

Introduction

When ordering service parts, specify the correct part number, full description, quantity required, the unit model number and serial number.

The Windrow Merger model and serial numbers are located on the right side of the main frame behind the pickup drive guard. “Right” and “left” are determined from a position standing behind the Windrow Merger. From this position the drawbar is on the left.

GEHL Company reserves the right to make changes or improvements in the design or construction of any part of the unit without incurring the obligation to install such changes on any previously delivered units.

NOTE: *On original tire replacement, Company policy prohibits the sale of replacement tires for all GEHL machinery. Replacement wheel sets are available and tire size information is called out with the wheel sets to facilitate replacement tire selection. ALL REPLACEMENT TIRES MUST BE PURCHASED LOCALLY.*

Refer to the abbreviations table located on this page for the various fastener descriptions. Standard attaching hardware torque values are also provided on the inside back cover. Hydraulic fitting data is also provided on the last page.

In the exploded view parts lists, reference numbers may have additional information following the reference number. A tear drop symbol indicates an application of a “wet” product such as oil, and the number inside the tear drop will correspond to the description in the parts list. A number inside a hexagon will be the torque value required, in foot-pounds, on the associated reference number.

Items shown in the parts list that do not have reference numbers are shown for reference purposes only and are NOT available for purchase.

Unless otherwise specified, all cap screws and bolts are Grade 5, zinc plated; hexagon nuts for Grade 5 screws or bolts are Grade B; hexagon nuts for other screws and bolts are Grade A.

NOTE: *The following abbreviations may be used herein:*

ADAP	- Adapter
AR	- As Required
ASSD	- Assembled
ASSY	- Assembly
CB	- Carriage Bolt
CCW	- Counterclockwise

CP	- Cotter Pin
CS	- Cap Screw (Hexagon Head)
CTR	- Center
CW	- Clockwise
DEG	- Degree
DIA	- Diameter
FCS	- Flanged Cap Screw
EPSC	- Extended Prong Square Cut
FHCS	- Flat Head Cap Screw
FHMS	- Flat Head Machine Screw
FLN	- Flanged Lock Nut (Hexagon)
FLS	- Flanged Lock Screw (Hexagon)
FW	- Flat Washer
GA	- Gauge
GR	- Grade
HD	- Hard or Head
HHMB	- Hex Head Machine Bolt
HHMS	- Hex Head Machine Screw
HJN	- Hex Jam Nut
HN	- Hex Nut
HTB	- Hex Tap Bolt
INCL	- Includes
JT	- Joint
LG	- Large
LN	- Lock Nut
LT	- Left
LW	- Lock Washer
M	- Metric
MM/mm	- Millimeter
NF	- National Fine
NILN	- Nylon Insert Lock Nut
PB	- Plow Bolt
PTO	- Power Take Off
RHMS	- Round Head Machine Screw
RPM	- Revolutions Per Minute
RT	- Right
SERR	- Serrated
SHCS	- Socket Head Cap Screw
SHSS	- Socket Head Set Screw
SLTD	- Slotted
SN	- Serial Number or Slotted Nut
SQ	- Square
T	- Tooth or Teeth
TCS	- Thread Cutting Screw
TFS	- Thread Forming Screw
THMS	- Truss Head Machine Screw
THRD	- Thread
#	- Number



- Torque required in foot-pounds



- Indicates a fluid application

TABLE OF CONTENTS

Introduction	Inside Front Cover
Table of Contents	1
Decal Locations	2-5
Tongue Assembly	6
Hitchjack	7
Pickup	8-13
Windguard & Casters	14-15
Conveyor & Platform	16-21
Hydraulics	22-29
Electrical	30-33
Control Box	34
Axles & Wheels	35-36
Options & Accessories	37-54
Vari-speed Pickup	37-38
Conveyor Shut-off Valve	39
3' Conveyor Extension	40-47
Power Assist Conveyor Bed Shift	48-49
Accessory Harness	50
Swing Cylinder Lock Kit	51
Conveyor Reversing Valve	52
Hose Kit	53
Safety Tow Chain	54
Alphabetical Index	55
Numerical Index	56-59
Hydraulic Fitting Data	60
Standard Hardware Torque Specifications	Inside Back Cover

DECAL LOCATIONS

GENERAL INFORMATION

Decal locations information is provided to assist in the proper selection and application of new decals, in the event the original decals become damaged or the machine is repainted. Refer to the listing for the illustration reference number, part number, description and quantity of each decal provided in the kit. Refer to the appropriate illustrations for replacement locations.

NOTE: Refer to the *SAFETY* chapter of the *Operator's Manual for the specific information provided on all of the various safety decals furnished in the decal kits.*

To ensure proper selection for correct replacement decals, compare the various close-up location illustrations to the machine **BEFORE** starting to refinish the unit. Then circle each pictured decal, applicable to the machine, while checking off its part number in the listing. After you have verified all the decals needed for replacement, set aside any unneeded decals for disposal.

NEW DECAL APPLICATION

Surfaces **MUST** be free from dirt, dust, grease and other foreign material before applying the new decal. To apply a solid-formed decal, remove the smaller portion of the decal backing paper and apply this part of the exposed adhesive backing to the clean surface while maintaining proper position and alignment. Slowly peel off the other portion of the backing paper while applying hand pressure to smooth out the decal surface.



CAUTION

ALWAYS observe safety precautions listed on decals. If decals become damaged, or if the unit is repainted, replace the decals. If repainting, **BE SURE** that **ALL** decals from the kits that apply to your machine are affixed to your unit.

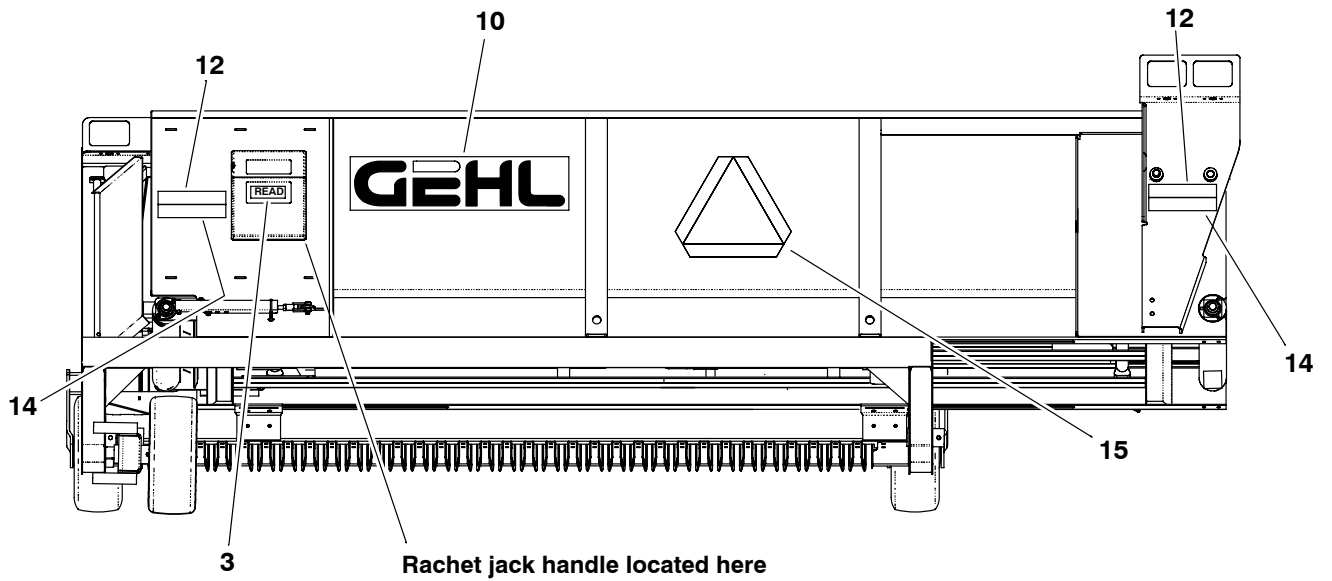
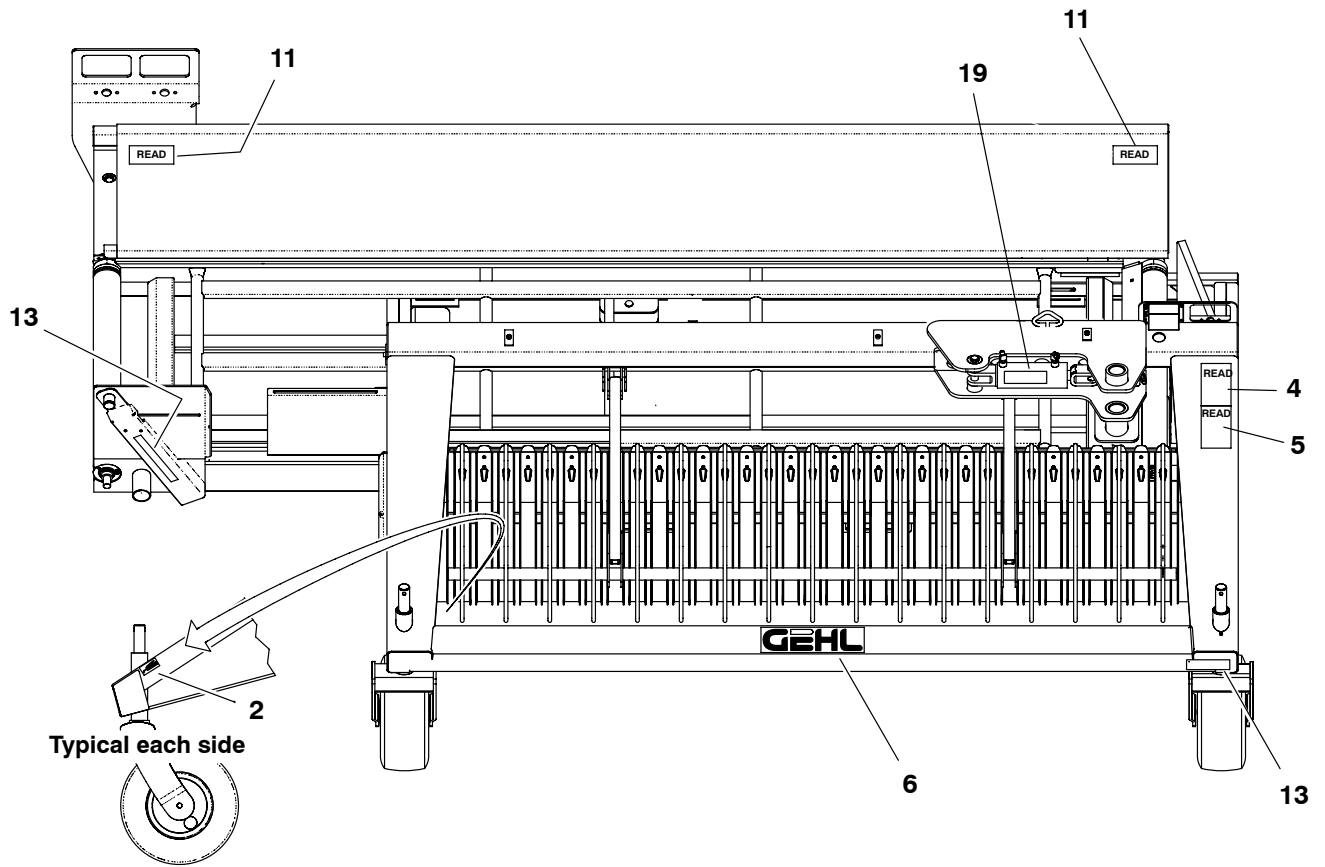
PAINT NOTICE

Use this list to order paint for refinishing:

167792	4 qts. Ag Red (GEHL)
167798	4 qts. Light Gray (GEHL)
167793	6 (12.8 oz. Spray Cans) Ag Red (GEHL)
167796	6 (12.8 oz. Spray Cans) Light Gray (GEHL)

The decal kit number for the 2109 is 171613. The kit includes the following:

Ref. No.	Part No.	Description & Quantity
1	060510	Jack Storage Position
2	093020	Lubrication Symbol (2 Places)
3	093366	IMPORTANT - Store Manual Here
4	093367	WARNING - Owner's Responsibility & Read Manual
5	093373	WARNING - General Safety
6	094913	GEHL
7	094914	GEHL (2 Places)
8	094951	Made In U.S.A.
9	112390	Colorbar (2 Places)
10	122433	GEHL
11	124982	WARNING - Pinch Point (2 Places)
12	145216	Red Reflector (2 Places)
13	145217	Amber Reflector (2 Places)
14	145218	Orange Reflector Strip (2 Places)
15	145234	SMV Marker
16	163957	WARNING - Keep Hands Out
17	163969	WARNING - Hydraulic Oil & Unplugging
18	171516	2109 (2 Places)
19	142931	WARNING - Tongue Lock
20	170339	WARNING - Crush Hazard

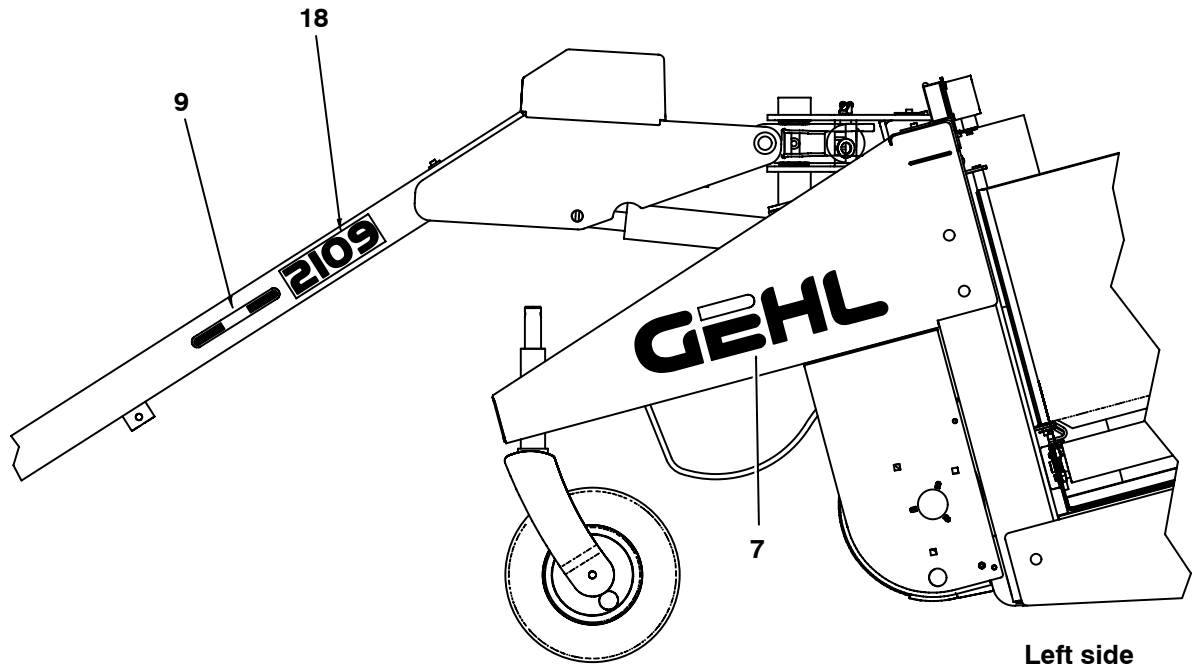


NOTE: *This list is a repeat of the decal list on a previous page and is provided for your convenience when selecting replacement decals.*

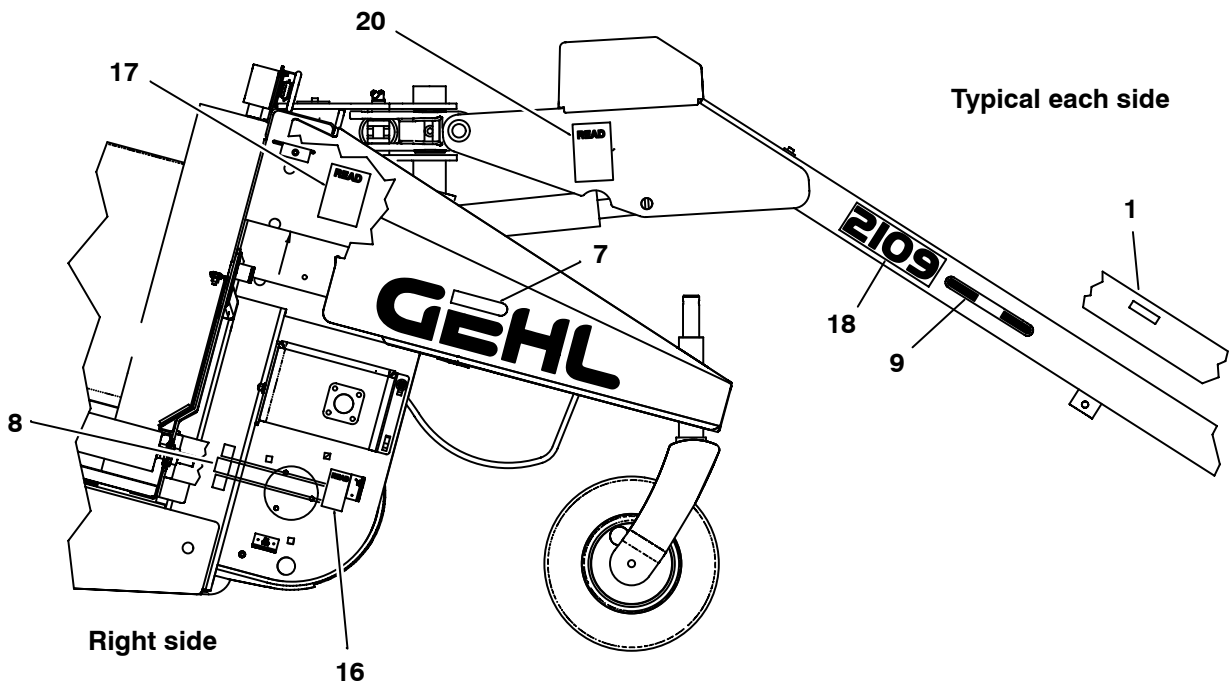
Ref. Part

No. No. Description & Quantity

1	060510	Jack Storage Position	8	094951	Made In U.S.A.
2	093020	Lubrication Symbol (2 Places)	9	112390	Colorbar (2 Places)
3	093366	IMPORTANT - Store Manual Here	10	122433	GEHL
4	093367	WARNING - Owner's Responsibility & Read Manual	11	124982	WARNING - Pinch Point (2 Places)
5	093373	WARNING - General Safety	12	145216	Red Reflector (2 Places)
6	094913	GEHL	13	145217	Amber Reflector (2 Places)
7	094914	GEHL (2 Places)	14	145218	Orange Reflector Strip (2 Places)
			15	145234	SMV Marker
			16	163957	WARNING - Keep Hands Out
			17	163969	WARNING - Hydraulic Oil & Unplugging
			18	171516	2109 (2 Places)
			19	142931	WARNING - Tongue Lock
			20	170339	WARNING - Crush Hazard



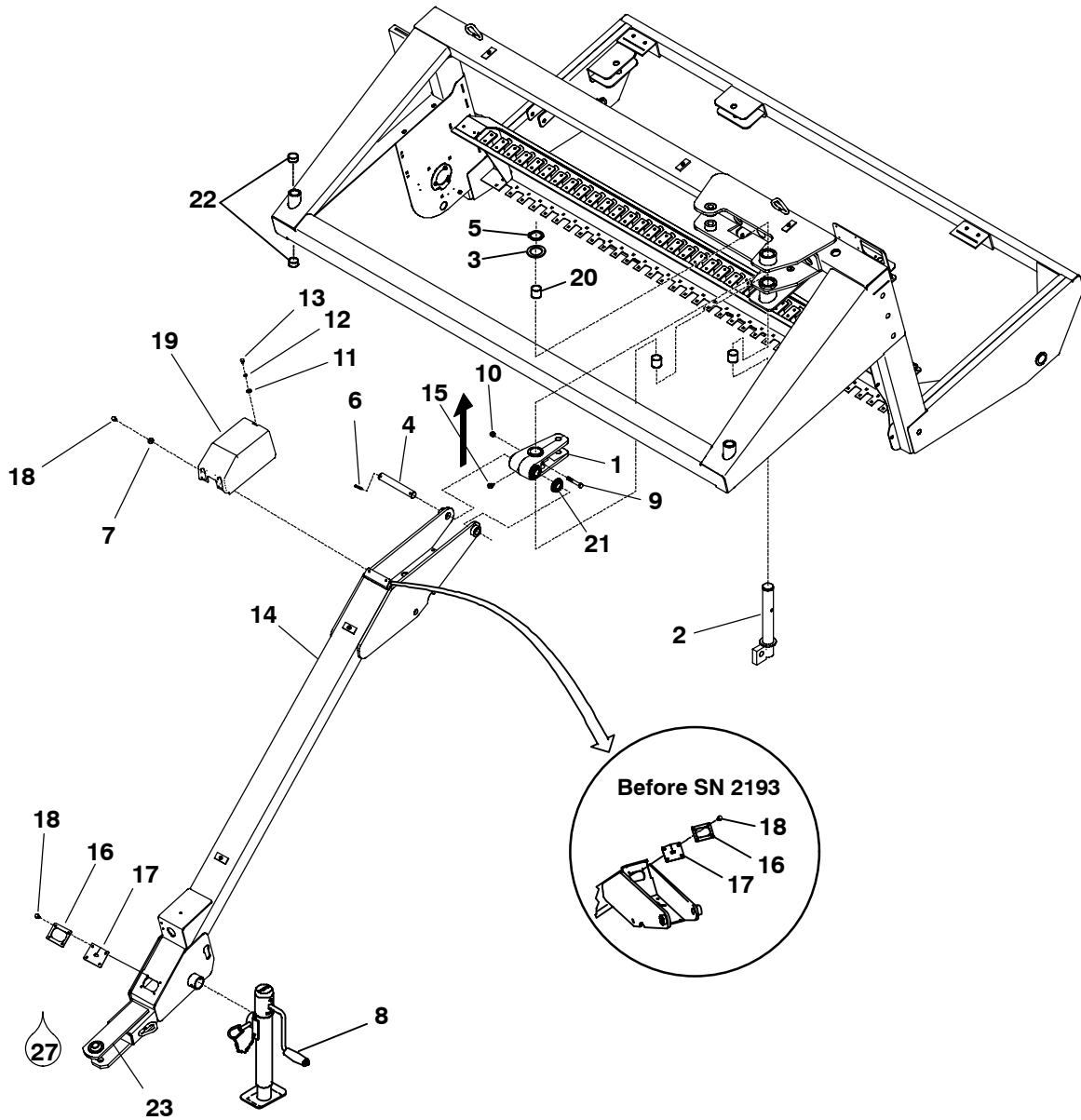
Left side



Typical each side

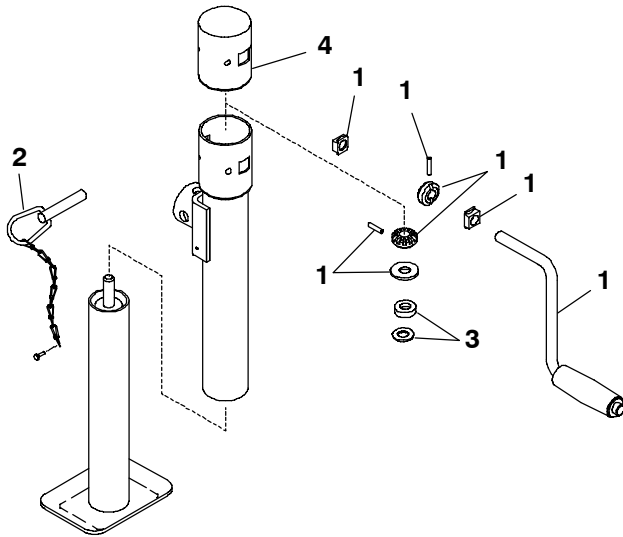
Right side

2109 - TONGUE ASSEMBLY



Ref. No.	Part No.	Description	Qty. Req.	Ref. No.	Part No.	Description	Qty. Req.
1	170321	PIVOT/HITCH	1	11	654002	FW 1/4	1
2	159393	PIN ASSY	1	12	654022	LW 1/4	1
3	170301	WASHER/2-1/64	1	13	650542	CS 1/4X1/2	1
4	159433	PIN/PIVOT	1	14	170791	TONGUE ASSY	1
5	052205	RING/RETAINING	1	15	570005	FITTING/GREASE	1
6	062756	PIN/SPRING 3/8X2	2	16	171528	PLATE	2
7	654004	FW 5/16	2	17	171543	SEAL	2
8	173032	JACK - BULLDOG	1	18	650985	TCS 5/16X3/4	8
	143468	JACK - FULTON	1	19	171548	COVER	1
	See page 7 for individual components.			20	045-31404	BUSHING/OILITE	3
9	650650	CS 1/2X3-1/2	1	21	050872	BUSHING/BRONZE	2
10	068034	NILN 1/2	1	22	156675	BUSHING/BRONZE	4
				23	172453	HITCH ASSY (UPPER PLATE)	1

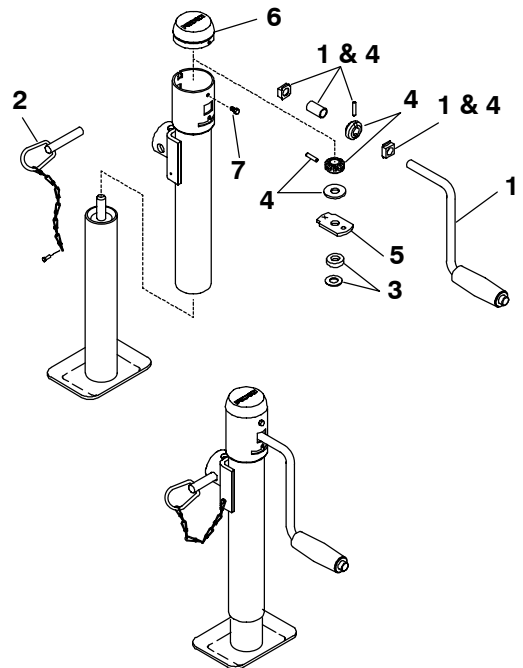
Bulldog Hitchjack



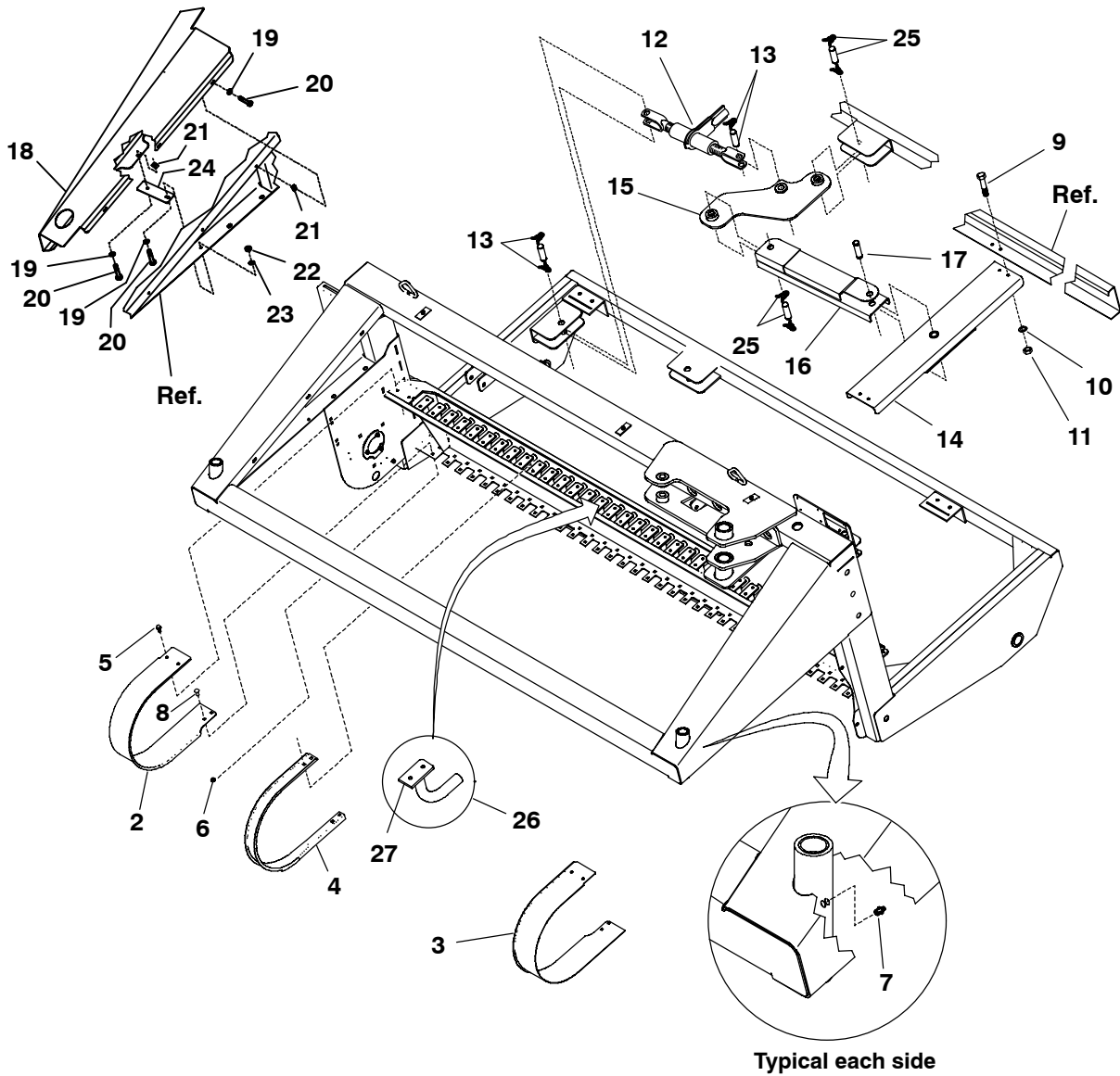
Ref. No.	Part No.	Description	Qty. Req.
	173032	HITCHJACK - BULLDOG	1
		CONSISTS OF:	
1	173038	KIT/GEAR & JACK HANDLE	1
2	173036	KIT/PIN & CHAIN	1
3	173037	KIT/BEARING	1
4	173047	COVER	1
5	NA	CVR-CARRIAGE BOLT 1/4-20X3-1/8" (NOT ILLUSTRATED)	2
6	NA	COVER-NUT HEX LOCK 1/4-20 (NOT ILLUSTRATED)	2

Fulton Hitchjack

Ref. No.	Part No.	Description	Qty. Req.
	143468	HITCHJACK - FULTON	1
		CONSISTS OF:	
1	143597	HANDLE	1
2	143601	PIN & CHAIN	1
3	143610	KIT/BEARING	1
4	143602	KIT/GEAR	1
5	143600	PLATE/SUPPORT	1
6	143598	CAP/TUBE	1
7	113026	TFS #8-32X3/8	2



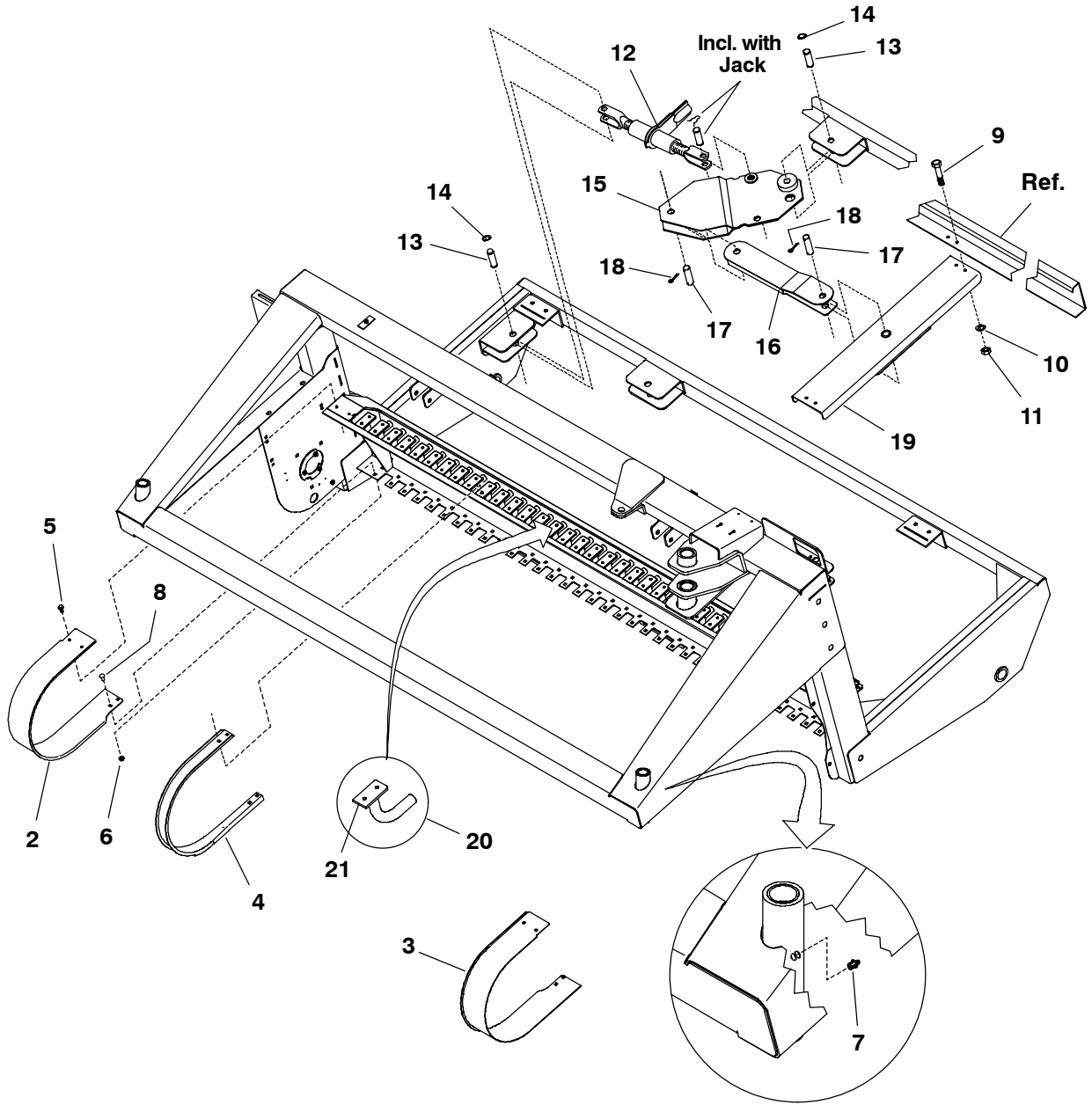
2109 - PICKUP & COVER (AFTER SN 2349)



Typical each side

Ref. No.	Part No.	Description	Qty. Req.	Ref. No.	Part No.	Description	Qty. Req.
2	159275	COVER/CAM RT	1	14	171740	ADJUSTER/CONVEYOR	1
3	159274	COVER/CAM LT	1	15	172247	ARM ASSY	1
4	156319	STRIPPER/PICKUP	33	16	172240	ARM ASSY	1
5	072330	TFS 3/8X1	70	17	172257	PIN	1
6	210-19533	FLN 3/8	70	18	172718	COVER	1
7	570002	FITTING/GREASE 1/8 STRAIGHT	2	19	654004	FW 5/16 AWZY	10
8	650790	CB 3/8X3/4	70	20	650487	CS 5/16x1 C5ZY	10
9	650490	CS 3/8X1	4	21	113472	NUT/SPRING 5/16-18	8
10	654026	LW 3/8	4	22	653007	HN 5/16 C2ZY	1
11	653010	HN 3/8	4	23	654024	LW 5/16 RZY	1
12	171738	JACK/RATCHET (INCLUDES TWO OF ITEM 13)	1	24	172771	BRACKET/GUARD	1
13	172255	PIN (INCLUDES TWO CYLINDER CLIPS)	2	25	172256	PIN	2
				26	173769	TUBE/STRIPPERBAND SUPPORT	33
				27	173742	TAB	33

2109 - PICKUP (BEFORE SN 2193)

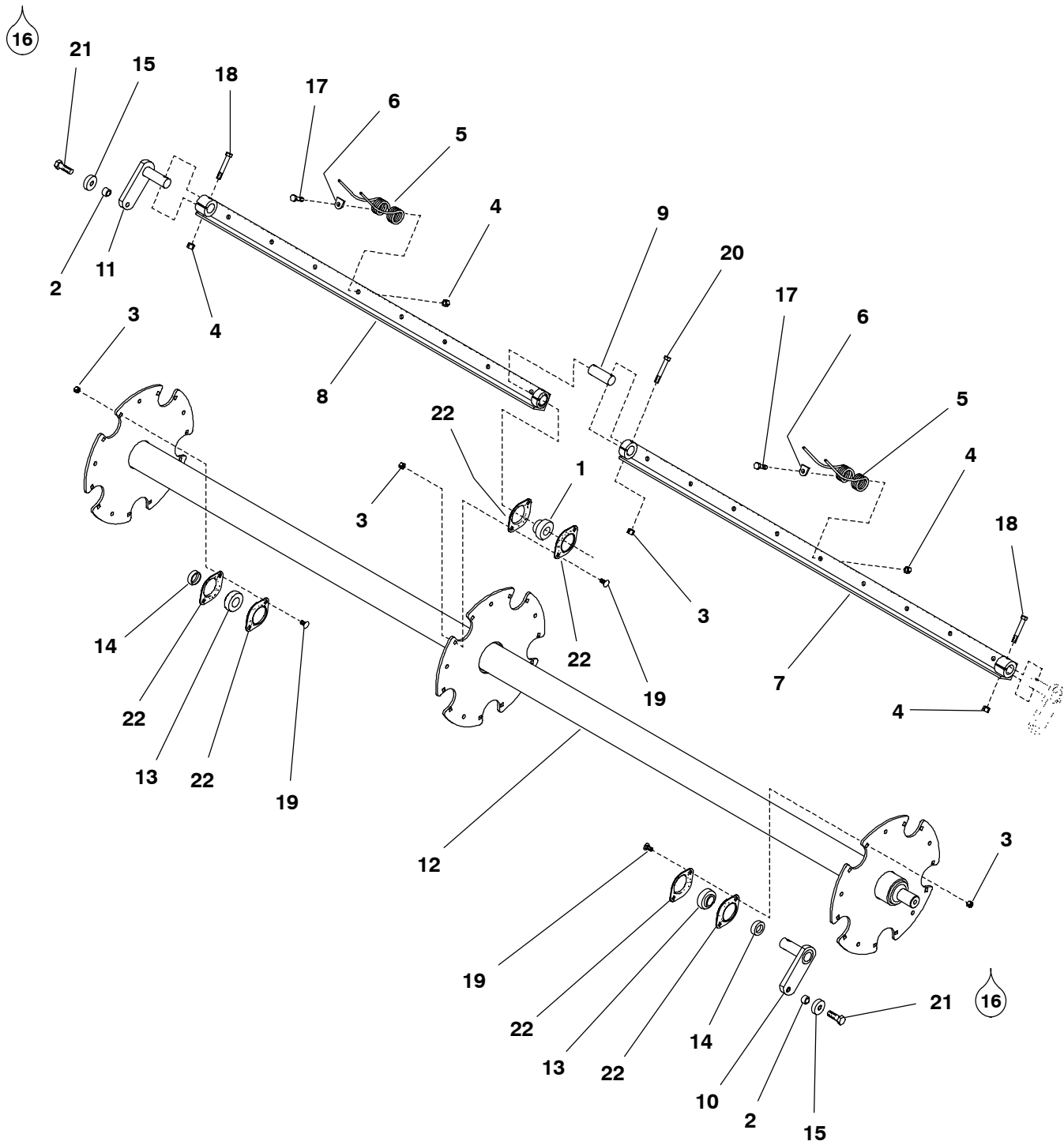


Typical each side

Ref. No.	Part No.	Description	Qty. Req.	Ref. No.	Part No.	Description	Qty. Req.
2	159275	COVER/CAM RT	1	12	171738	JACK/RATCHET	1
3	159274	COVER/CAM LT	1	13	171585	PIN/CLEVIS	2
4	156319	STRIPPER/PICKUP	33	14	076161	RING/RETAINING	4
5	072330	TFS 3/8X1	70	15	171656	LINKAGE/CONVEYOR SHIFT	1
6	210-19533	FLN 3/8	70	16	171431	LINKAGE/ADJUSTMENT	1
7	570002	FITTING/GREASE 1/8 STRAIGHT	2	17	171588	PIN/CLEVIS	2
8	650790	CB 3/8X3/4	70	18	655020	CP EPSC 3/16X1-1/2	4
9	650490	CS 3/8X1	4	19	171740	ADJUSTER/CONVEYOR	1
10	654026	LW 3/8	4	20	173769	TUBE/STRIPPERBAND SUPPORT	33
11	653010	HN 3/8	4	21	173742	TAB	33

Ref. No.	Part No.	Description	Qty. Req.	Ref. No.	Part No.	Description	Qty. Req.
1	027003	RETAINER/BEARING	2	13	520158	BEARING/BALL	1
2	062741	SHIM/FLANGETTE.....	1	14	650490	CS 3/8X1	7
3	068034	NILN 1/2	6	15	650786	CB 3/8X1-1/4	3
4	071703	LN 3/8	3	16	650527	CB 1/2X1-1/4	4
5	156250	CAM/PICKUP RT	1	17	653010	HN 3/8	3
6	156318	CAM/PICKUP LT	1	18	654004	FW 5/16	3
7	157055	COVER	2	19	654006	FW 3/8	6
8	159909	PLATE/BEARING LT ASSY	1	20	654009	FW 1/2	6
9	072330	SCREW/THWH TF USL 3/8X1 CZY	3	21	654026	LW 3/8 RZY	6
10	520065	1-1/4" BALL BEARING W/O COLLAR ..	1	22	S16215	RETAINER/BEARING	2
11	520085	1-1/4" BEARING COLLAR	1	23	652104	PB NO3 HD 1/2X1-1/4	2
12	520093	COLLAR/BEARING	1				

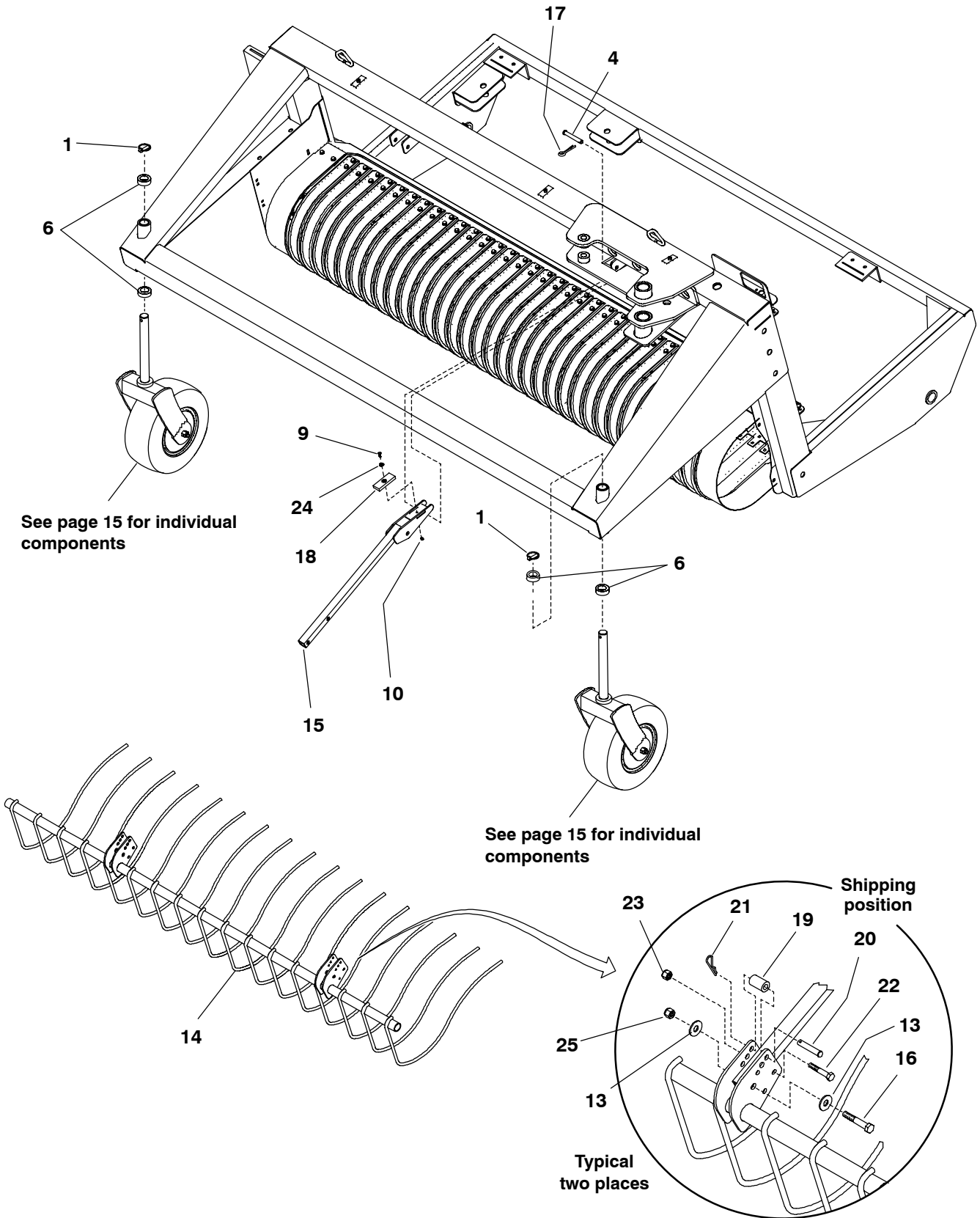
2109 - PICKUP - REEL

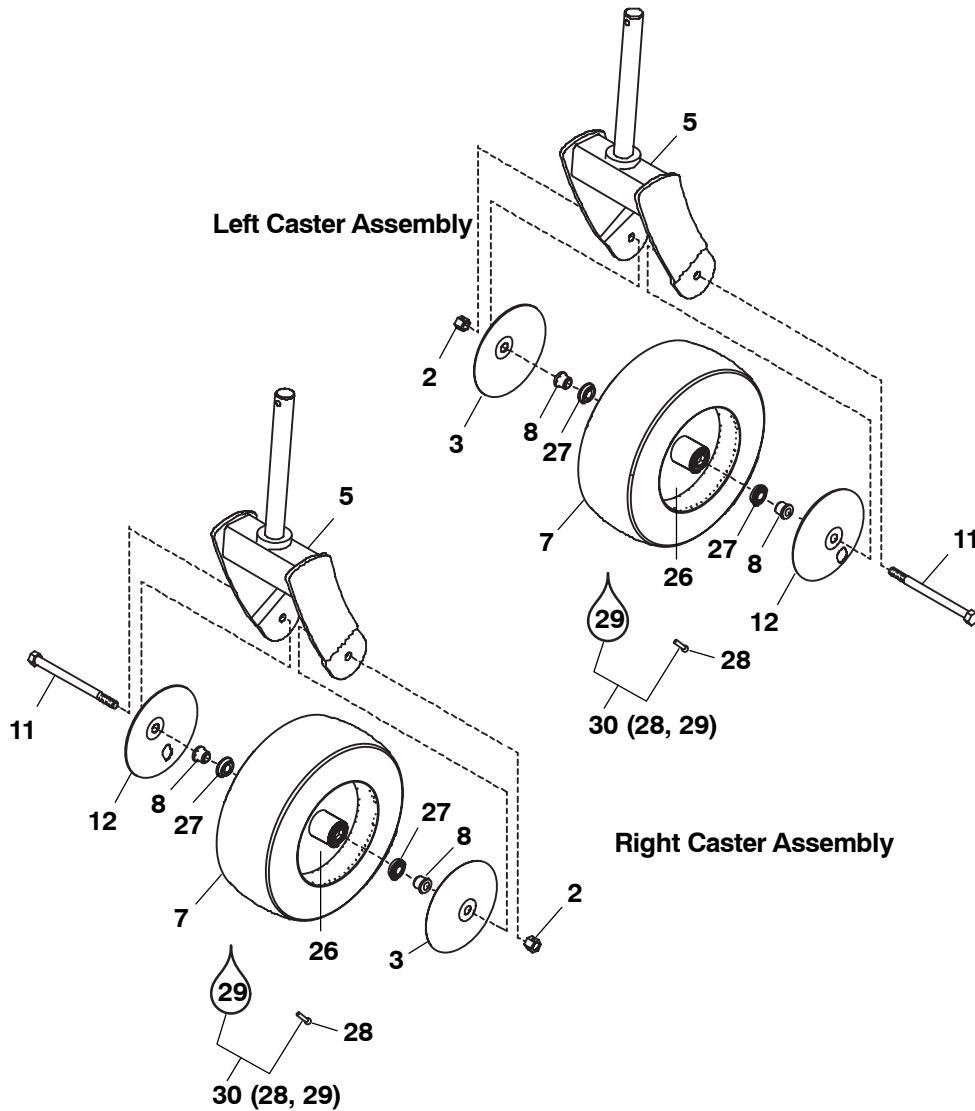


2109 - PICKUP - REEL

Ref. No.	Part No.	Description	Qty. Req.	Ref. No.	Part No.	Description	Qty. Req.
1	053891	BEARING/BALL	5	12	158929	SHAFT/PICKUP ASSY	1
2	066489	SPACER/CAM ROLLER	10	13	520063	1" BALL BEARING W/O COLLAR	10
3	071701	LN 5/16	40	14	520084	1" BEARING COLLAR	10
4	071703	LN 3/8	95	15	520175	BEARING/BALL	10
5	171801	TINE/PICKUP (12 PACK)	85	16		LOCKTITE	
6	112645	CLIP/TINE	85	17	650491	CS 3/8X1-1/4	85
7	155689	BAR ASSY/LT TINE	5	18	65092	CS 3/8X2-1/2	10
8	155691	BAR ASSY/RT TINE	5	19	650687	CB 5/16X3/4	30
9	155700	SHAFT/CENTER SUPPORT	5	20	650733	CS 5/16X2-1/2	10
10	158926	ARM/CAM ASSY LT	5	21	650858	CS 1/2X1-1/2	10
11	158927	ARM/CAM ASSY RT	5	22	B11335	RETAINER/BEARING	30

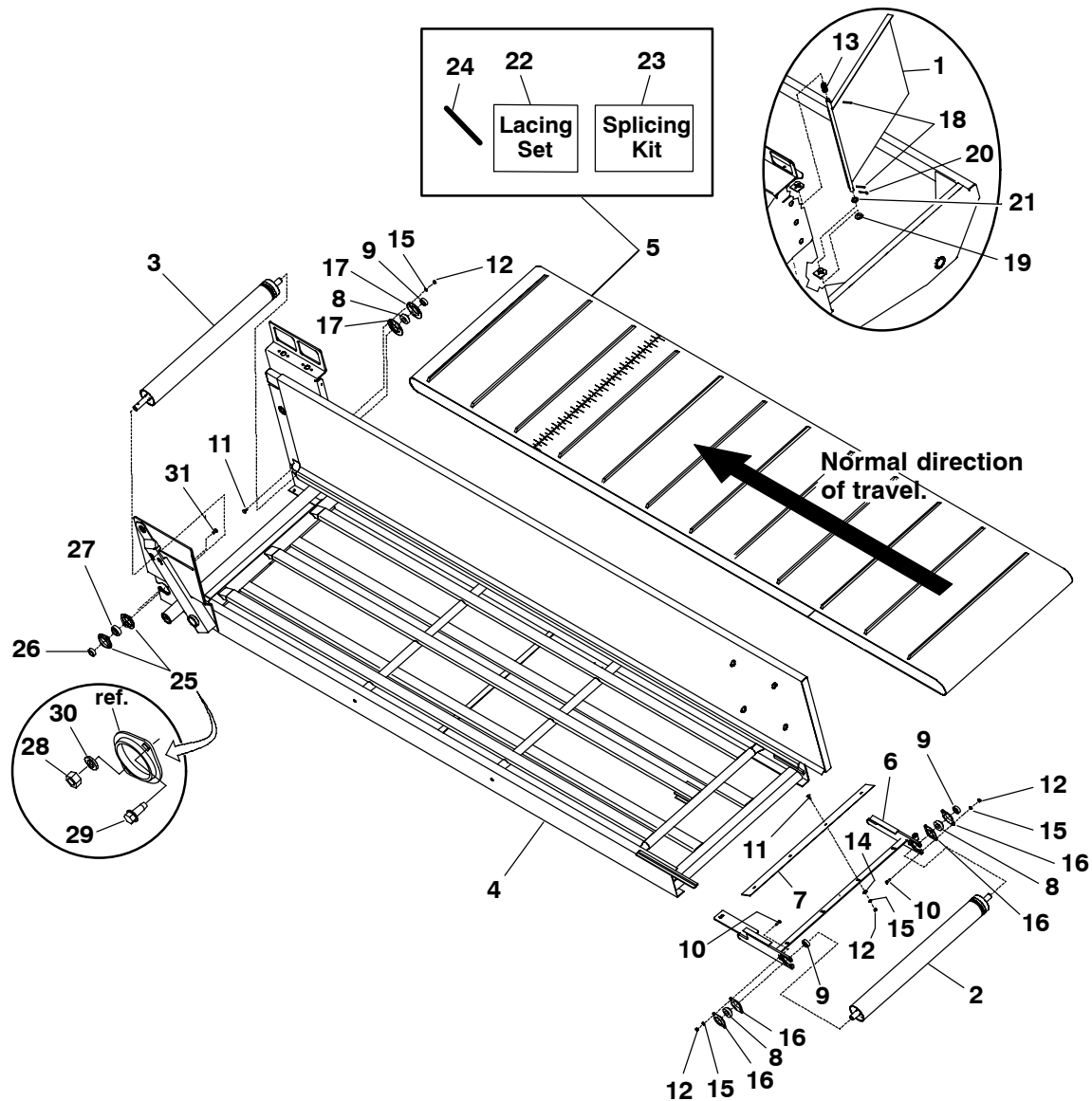
2109 - WINDGUARD & CASTERS





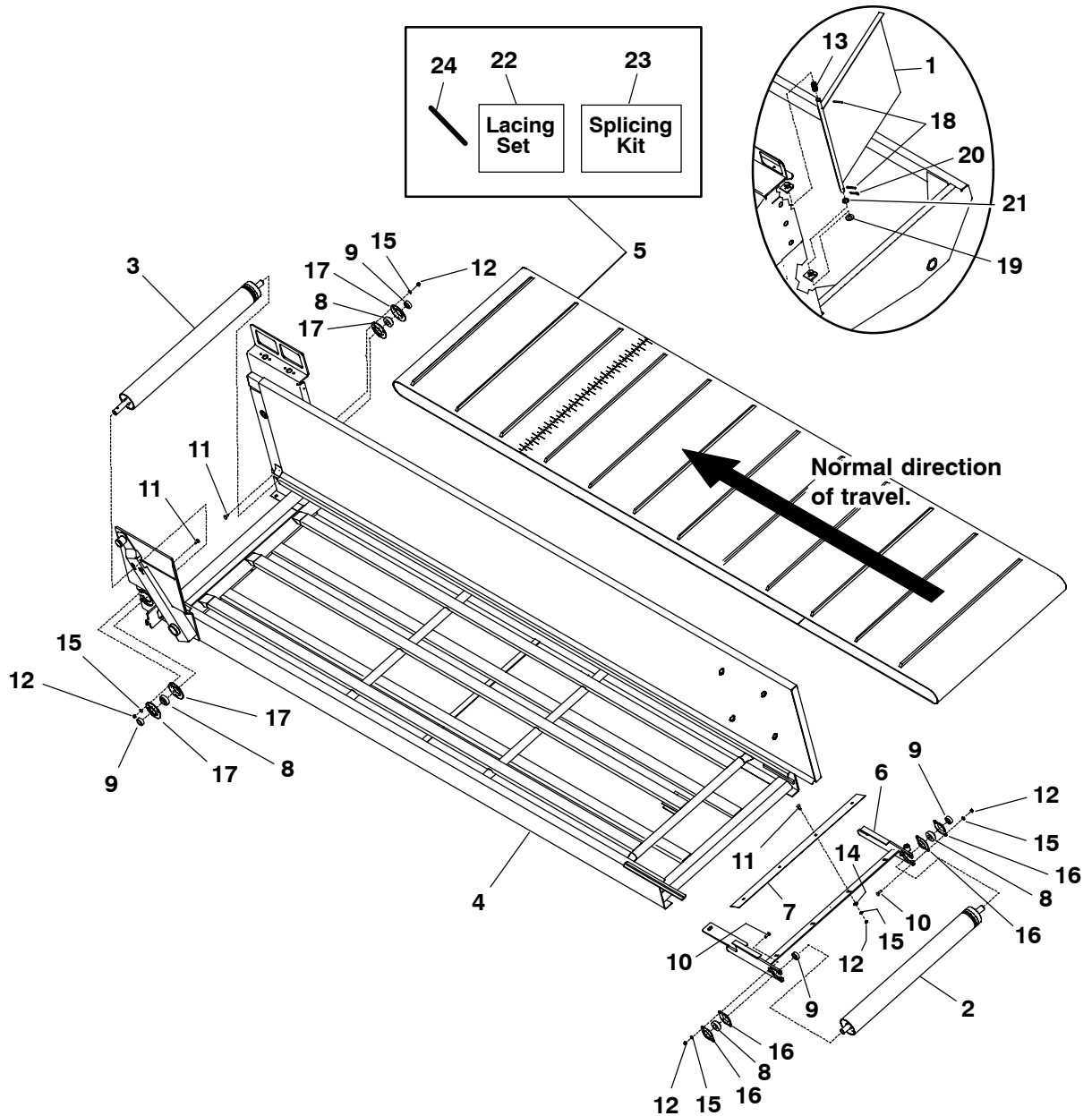
Ref. No.	Part No.	Description	Qty. Req.	Ref. No.	Part No.	Description	Qty. Req.
1	060471	PIN/KLIK	2	16	650695	CS 5/8X3-1/2	2
2	071709	LN 5/8	2	17	655006	CP EPSC 1/8X1	2
3	076436	DISC/WHEEL	2	18	171195	BUMPER	2
4	124281	PIN/CLEVIS	2	19	171232	BUSHING	2
5	174317	ARM ASSY	2	20	076105	CLEVIS PIN 1/2X2-1/2	2
6	156641	SPACER	8	21	076100	COTTER/HAIR PIN	2
7	175183	WHEEL/TIRE ASSY (16.5 X 6.5-8)	2	22	650644	CS 1/2X3	2
		(INCLUDES ITEMS 26-29)		23	068034	NILN 1/2	2
8	156852	SPACER	4	24	654002	FW 1/4	2
9	650448	CS 1/4X3/4	2	25	067823	NILN 5/8	2
10	071700	LN 1/4	2	26	156847	WHEEL/ASSY	1
11	156986	HHMB 5/8X8-3/4 GR2	2			(INCLUDES ITEM 27)	
12	157342	DISC/WHEEL	2	27	156851	BEARING/BALL	2
13	654012	FW 5/8	4	28	045582	VALVE/TIRE	2
14	159622	WINDGUARD	1	29		SEALANT/TIRE	1
15	172310	TUBE ASSY.	2	30	175191	KIT/SEALANT (Incl. items 28, 29)	1
	172314	KIT/TUBE ASSY. (BEFORE SN 2193) ..	1			(CONSISTS OF A QTY. OF 2 OF 172310)	

2109 - CONVEYOR & PLATFORM (AFTER SN 2499)



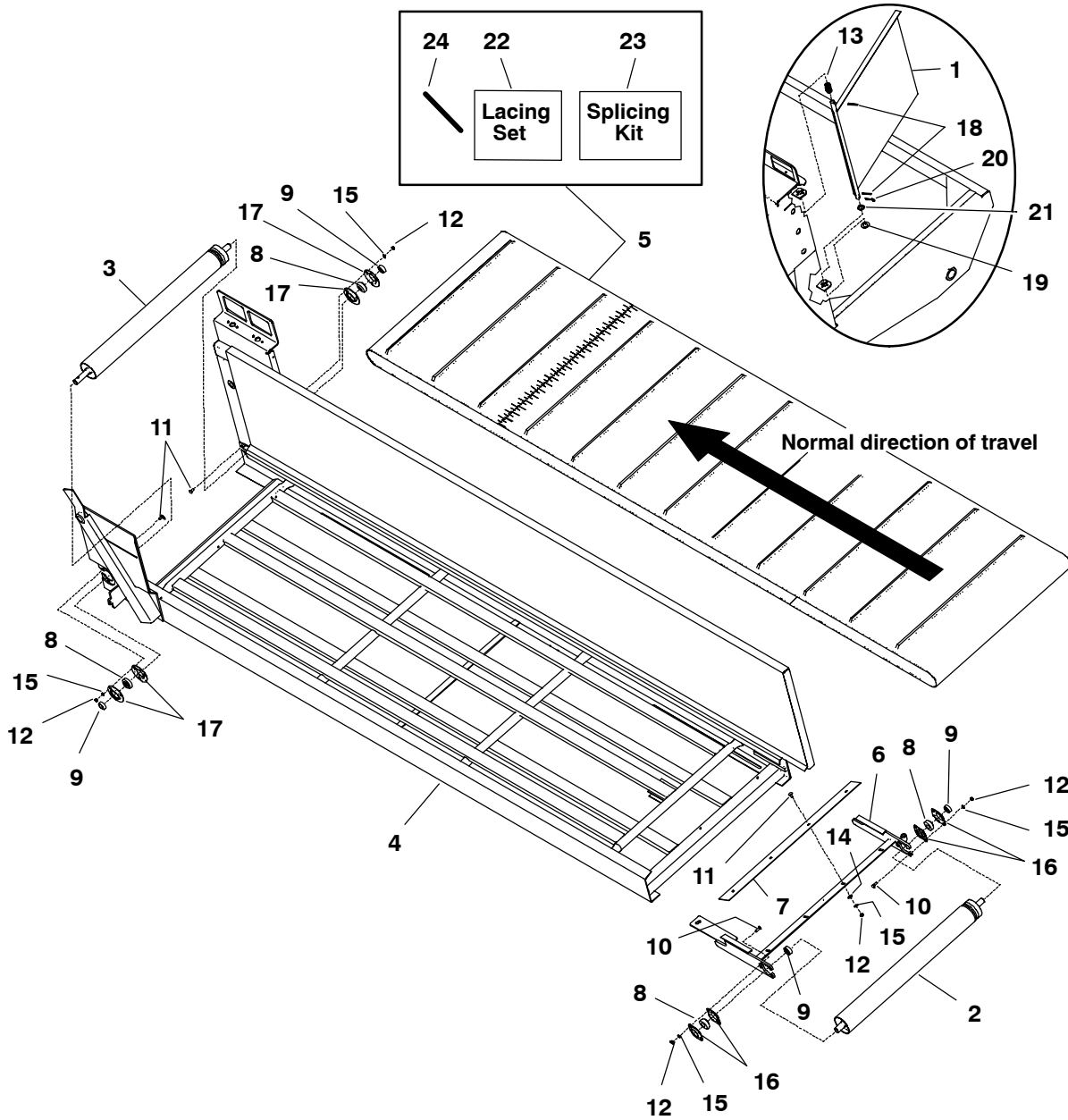
Ref. No.	Part No.	Description	Qty. Req.	Ref. No.	Part No.	Description	Qty. Req.
1	170619	DEFLECTOR ASSY	1	16	B11335	RETAINER/BEARING	4
2	153400	ROLLER/IDLER ASSY	1	17	H275	CLUTCH BEARING RETAINER-REAR	2
3	174111	ROLLER/DRIVE ASSY	1	18	050270	PIN/ROLL 3/16X1-1/4	1
4	172164	PLATFORM ASSY (AFTER SN 2349)	1	19	116352	FW 25/32 HT	1
5	159825	BELT/CONVEYOR	1	20	655018	CP EPSC 3/16X1-1/4	1
6	159849	TAKEUP ASSY	1	21	654051	FW 3/4	1
7	159852	SCRAPER	1	22	171395	SET/LACING (INCLUDES REF. 24)	1
8	520063	1" BALL BEARING W/O COLLAR	3	23	171247	KIT/BELT SPLICING	1
9	520084	1" BEARING COLLAR	3	24	171952	PIN/LACING	1
10	650573	CB 5/16X1	4	25	H487	RETAINER/BEARING	2
11	650687	CB 5/16X3/4	7	26	520085	1.25 BEARING COLLAR	1
12	653007	HN 5/16	11	27	520065	1.25 BALL BEARING W/O COLLAR	1
13	13E29	SPRING/CLUTCH	1	28	653010	HN 3/8	1
14	654003	FW 5/16	4	29	072330	SCREW/THWH TF USL 3/8X1	1
15	654024	LW 5/16	11	30	654026	LW 3/8	1
				31	650704	CB 3/8X1	1

2109 - CONVEYOR & PLATFORM (AFTER SN 2349 & BEFORE SN 2500)



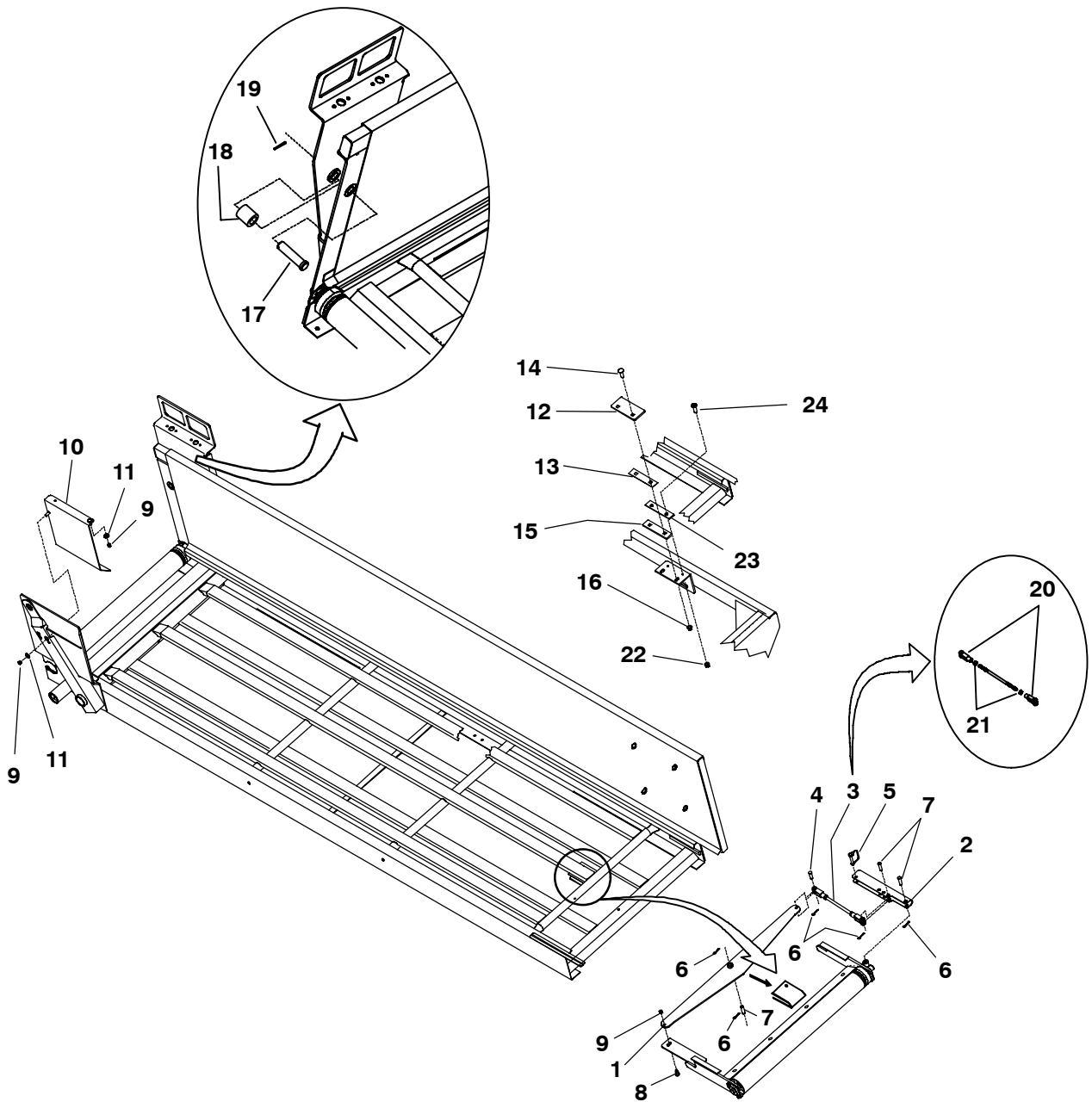
Ref. No.	Part No.	Description	Qty. Req.	Ref. No.	Part No.	Description	Qty. Req.
1	170619	DEFLECTOR ASSY	1	12	653007	HN 5/16	14
2	153400	ROLLER/IDLER ASSY	1	13	13E29	SPRING/CLUTCH	1
3	156206	ROLLER/DRIVE ASSY	1	14	654003	FW 5/16	4
4	172164	PLATFORM ASSY	1	15	654024	LW 5/16	14
		(AFTER SN 2349)		16	B11335	RETAINER/BEARING	4
5	159825	BELT/CONVEYOR	1	17	H275	CLUTCH BEARING RETAINER-REAR ..	4
6	159849	TAKEUP ASSY	1	18	050270	PIN/ROLL 3/16X1-1/4	1
7	159852	SCRAPER	1	19	116352	FW 25/32 HT	1
8	520063	1" BALL BEARING W/O COLLAR	4	20	655018	CP EPSC 3/16X1-1/4	1
9	520084	1" BEARING COLLAR	4	21	654051	FW 3/4	1
10	650573	CB 5/16X1	4	22	171395	SET/LACING (INCLUDES REF. 24)	1
11	650687	CB 5/16X3/4	10	23	171247	KIT/BELT SPLICING	1
				24	171952	PIN/LACING	1

2109 - CONVEYOR & PLATFORM (BEFORE SN 2193)



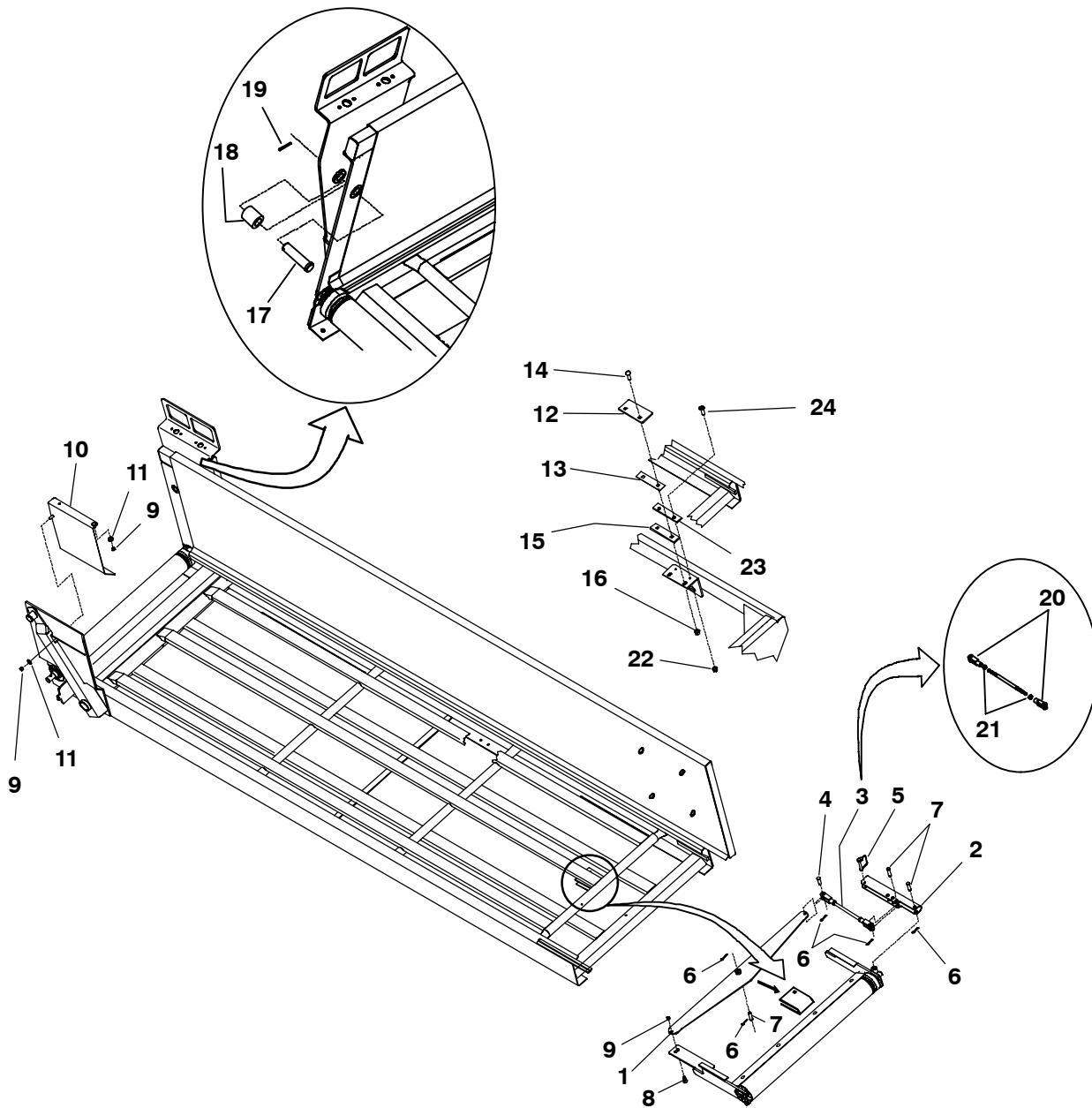
Ref. No.	Part No.	Description	Qty. Req.	Ref. No.	Part No.	Description	Qty. Req.
1	170619	DEFLECTOR ASSY	1	12	653007	HN 5/16	11
2	153400	ROLLER/IDLER ASSY	1	13	13E29	SPRING/CLUTCH	1
3	156206	ROLLER/DRIVE ASSY	1	14	654003	FW 5/16	4
4	159822	PLATFORM ASSY (BEFORE SN 2193)	1	15	654024	LW 5/16	14
5	159825	BELT/CONVEYOR	1	16	B11335	RETAINER/BEARING	4
6	159849	TAKEUP ASSY	1	17	H275	CLUTCH BEARING RETAINER-REAR	4
7	159852	SCRAPER	1	18	050270	PIN/ROLL 3/16X1-1/4	1
8	520063	1" BALL BEARING W/O COLLAR	3	19	116352	FW 25/32 HT	1
9	520084	1" BEARING COLLAR	3	20	655018	CP EPSC 3/16X1-1/4	1
10	650573	CB 5/16X1	4	21	654051	FW 3/4	1
11	650687	CB 5/16X3/4	7	22	171395	SET/LACING (INCLUDES REF. 24)	1
				23	171247	KIT/BELT SPLICING	1
				24	171952	PIN/LACING	1

2109 - CONVEYOR & PLATFORM (AFTER SN 2499)



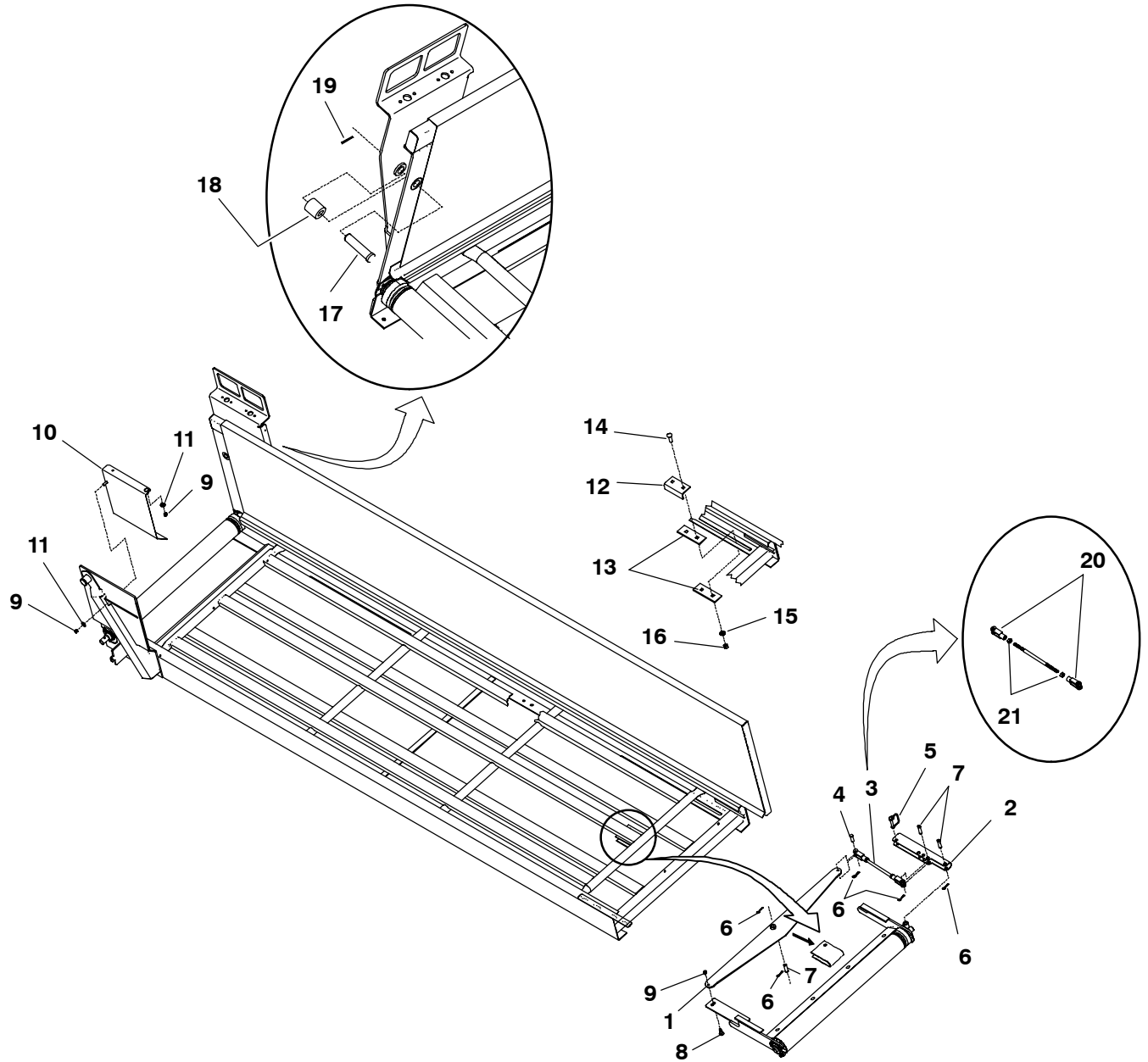
Ref. No.	Part No.	Description	Qty. Req.	Ref. No.	Part No.	Description	Qty. Req.
1	171355	BAR/SLIDE	1	13	172590	SHIM	4
2	171381	LEVER	1	14	650834	CB 1/2X1-1/2	8
3	171189	CLEVIS ASSY	1	15	172186	SPACER	4
4	045660	PIN/CLEVIS 1/2X1-1/2	1	16	210-19532	LN FL CTR 1/2	8
5	158297	PIN/LOCK	1	17	171437	PIN/CLEVIS	1
6	655006	CP EPSC 1/8X1	4	18	171653	SPACER	1
7	171394	PIN/CLEVIS	3	19	172318	PIN/ROLL 3/16X1-3/4	1
8	154234	SCREW/SHOULDER 1/2X1/2	1	20	076313	YOKE 1/2-13 ADJ.	2
9	071703	LN 3/8	3	21	653044	HJN 1/2	2
10	171383	SHIELD/SLIDING	1	22	210-32184	LN FL CTR 1/4	8
11	654006	FW 3/8	2	23	172209	SLIDE	4
12	172187	PLATE	4	24	651233	SCREW/FCHC HS 1/4X1	8

2109 - CONVEYOR & PLATFORM (AFTER SN 2349 & BEFORE SN 2500) _____

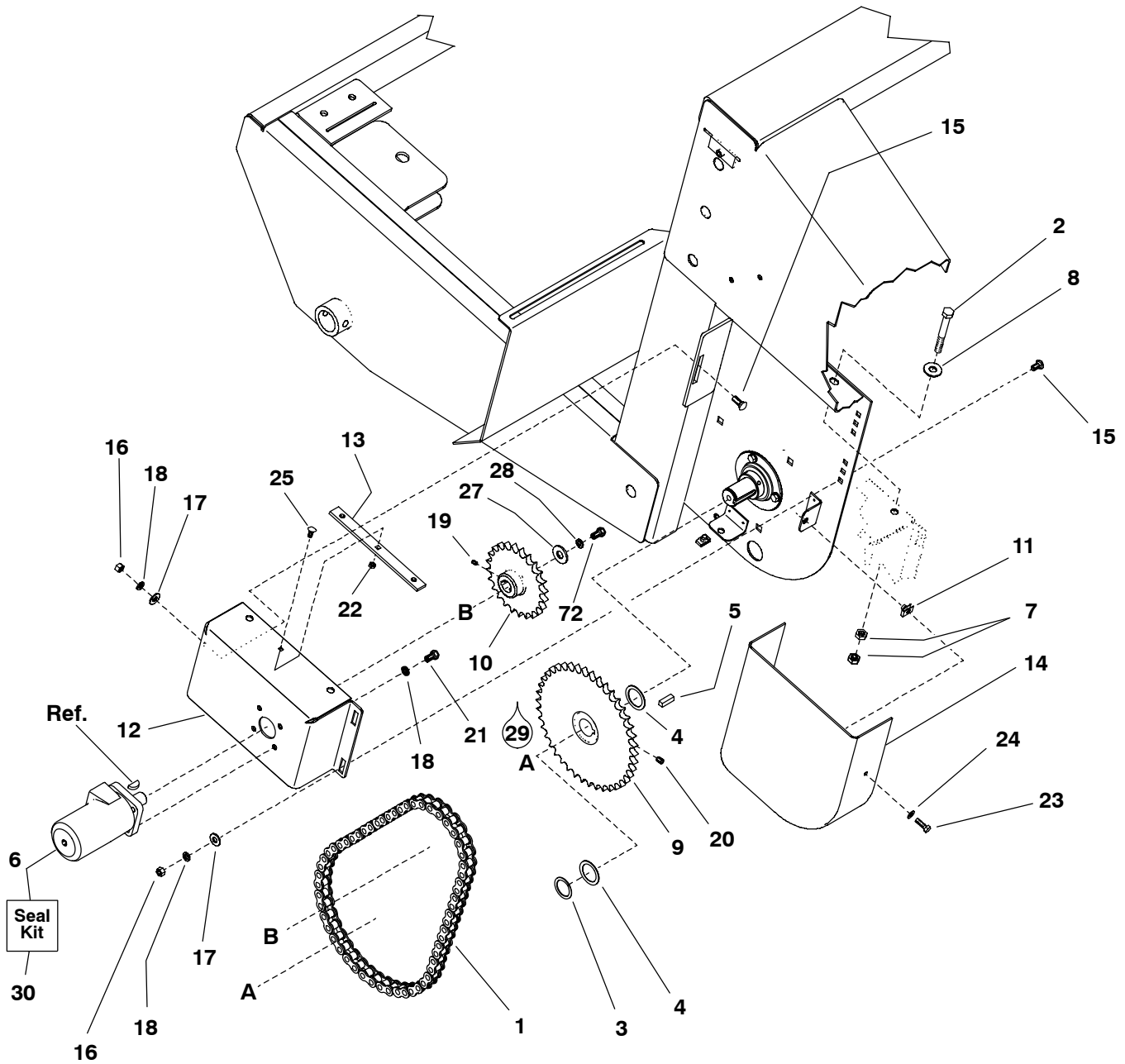


Ref. No.	Part No.	Description	Qty. Req.	Ref. No.	Part No.	Description	Qty. Req.
1	171355	BAR/SLIDE	1	13	172590	SHIM	4
2	171381	LEVER	1	14	650834	CB 1/2X1-1/2	8
3	171189	CLEVIS ASSY	1	15	172186	SPACER	4
4	045660	PIN/CLEVIS 1/2X1-1/2	1	16	210-19532	LN FL CTR 1/2	8
5	158297	PIN/LOCK	1	17	171437	PIN/CLEVIS	1
6	655006	CP EPSC 1/8X1	4	18	171653	SPACER	1
7	171394	PIN/CLEVIS	3	19	172318	PIN/ROLL 3/16X1-3/4	1
8	154234	SCREW/SHOULDER 1/2X1/2	1	20	076313	YOKE 1/2-13 ADJ.	2
9	071703	LN 3/8	3	21	653044	HJN 1/2	2
10	171383	SHIELD/SLIDING	1	22	210-32184	LN FL CTR 1/4	8
11	654006	FW 3/8	2	23	172209	SLIDE	4
12	172187	PLATE	4	24	651233	SCREW/FCHC HS 1/4X1	8

2109 - CONVEYOR & PLATFORM (BEFORE SN 2193)



Ref. No.	Part No.	Description	Qty. Req.	Ref. No.	Part No.	Description	Qty. Req.
1	171355	BAR/SLIDE	1	12	170993	ANGLE	4
2	171381	LEVER	1	13	170992	SLIDE	8
3	171189	CLEVIS ASSY	1	14	650791	CB 1/2X1-3/4	8
4	045660	PIN/CLEVIS 1/2X1-1/2	1	15	055142	WASHER/BELLEVILLE 1/2	8
5	158297	PIN/LOCK	1	16	071706	LN 1/2	8
6	655006	CP EPSC 1/8X1	4	17	171437	PIN/CLEVIS	1
7	171394	PIN/CLEVIS	3	18	171653	SPACER	1
8	154234	SCREW/SHOULDER 1/2X1/2	1	19	172318	PIN/ROLL 3/16X1-3/4	1
9	071703	LN 3/8	3	20	076313	YOKE 1/2-13 ADJ	2
10	171383	SHIELD/SLIDING	1	21	653044	HJN 1/2	2
11	654006	FW 3/8	2				

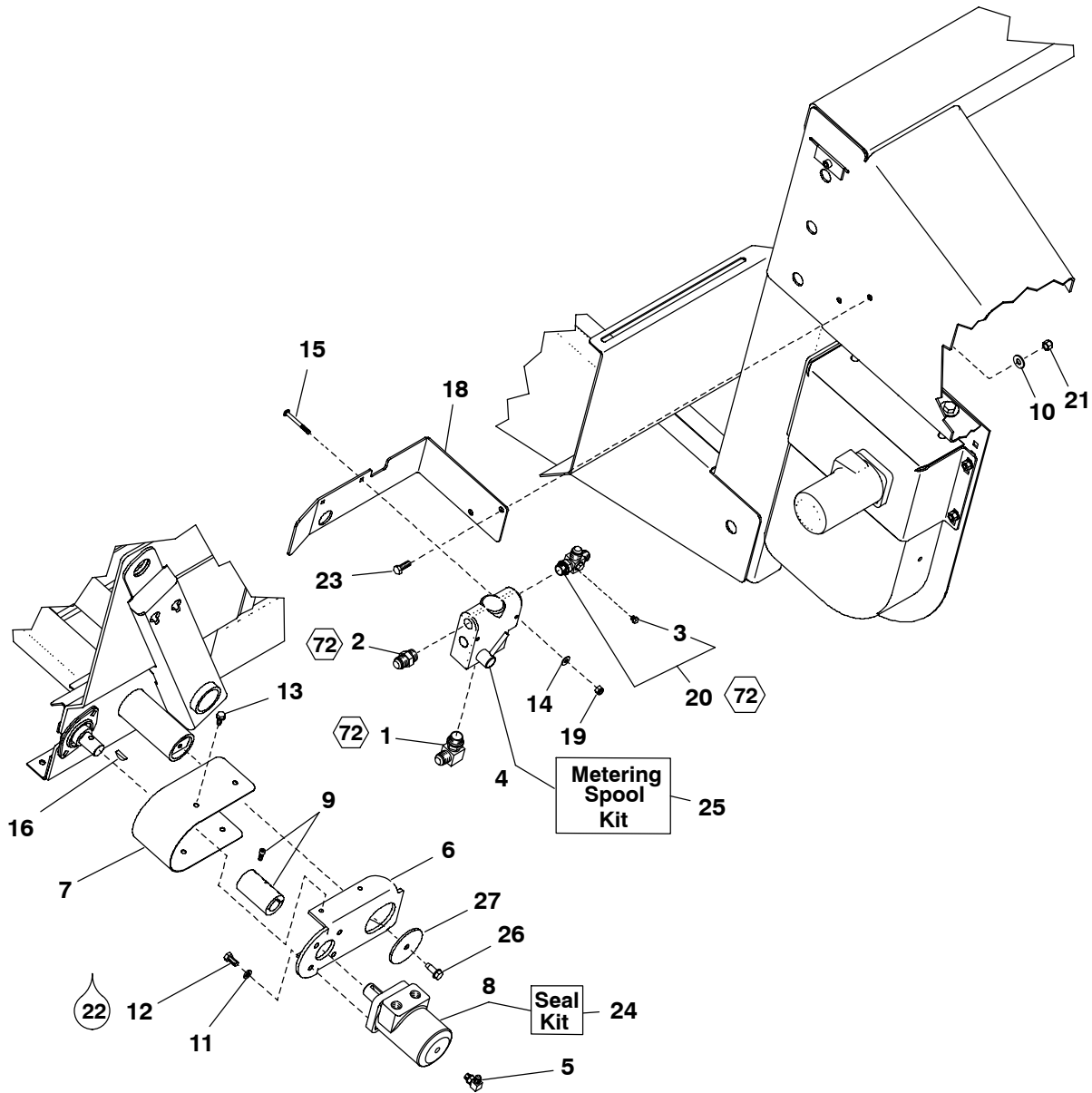


2109 - HYDRAULICS

Ref. No.	Part No.	Description	Qty. Req.	Ref. No.	Part No.	Description	Qty. Req.
1	056148	CHAIN/ROLLER #60X52 LINKS	1	17	654006	FW 3/8	3
2	061930	HTB 1/2X4	2	18	654026	LW 3/8	7
3	062643	RING/RETAINER	1	19	650197	SHSS CP 1/4X3/8	2
4	155819	FW 1-15/32	AR	20	651141	SHSS CP 3/8X1/4	2
5	157153	KEY/SQUARE 3/8X1-1/4	1	21	650488	CS 3/8X3/4	4
6	159153	MOTOR/HYDRAULIC	1	22	071701	LN 5/16	1
7	653044	HJN 1/2	4			(BEFORE SN 2259)	
8	654009	FW 1/2	2	23	650487	CS 5/16X1	2
9	170148	SPROCKET/60B32.....	1	24	650810	FW 5/16	2
10	159263	SPROCKET/60B24.....	1	25	650687	CB 5/16X3/4	1
11	113472	NUT/SPRING 5/16	2			(BEFORE SN 2259)	
12	159292	COVER/MOTOR	1	26	650448	CS 1/4X3/4	1
13	170127 _a	NUT/TAKEUP	1	27	056290	FW 9/32	1
		(BEFORE SN 2259)		28	654022	LW 1/4	1
14	170159	GUARD/CHAIN	1	29		LOCKTITE	
15	650704	CB 3/8X1	2	30	093519	KIT/SEAL	1
16	653010	HN 3/8	3				

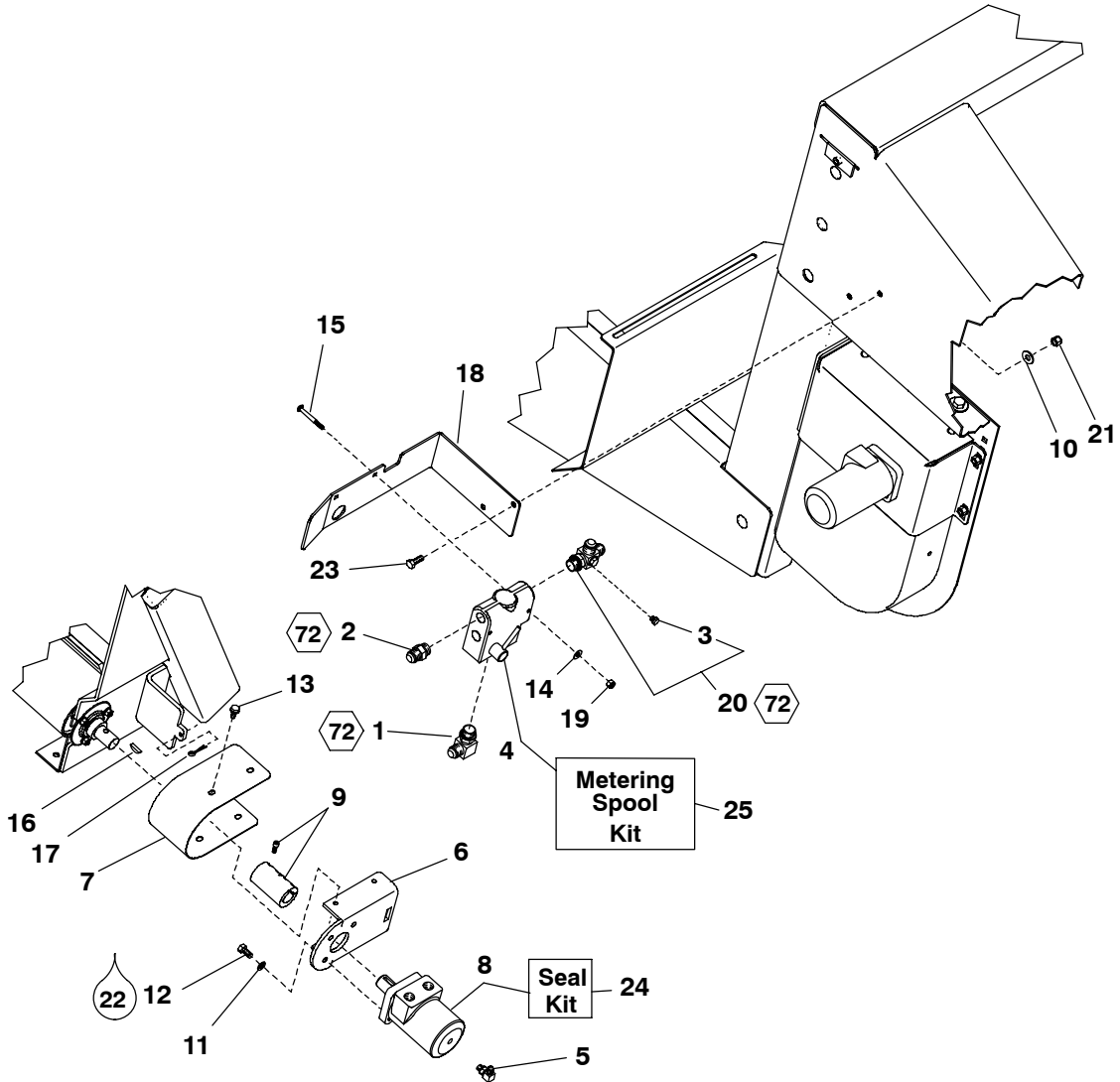
a) Replaced by 159292

2109 - HYDRAULICS (AFTER SN 2500)



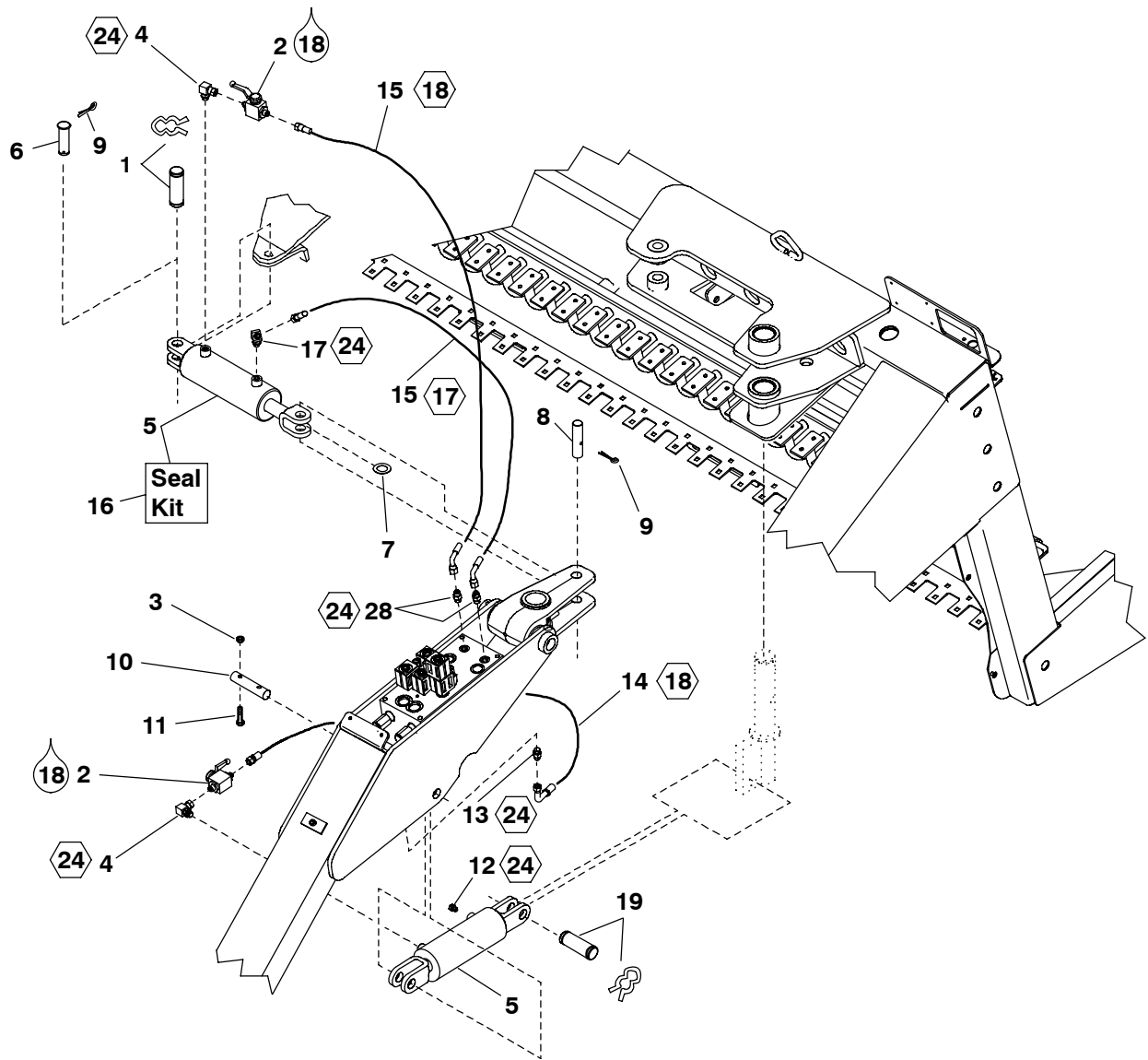
Ref. No.	Part No.	Description	Qty. Req.	Ref. No.	Part No.	Description	Qty. Req.
1	067761	ELBOW/MALE 90°	1	14	654002	FW 1/4	2
2	072580	CONNECTOR/MALE	1	15	651621	CB 1/4X2-1/2	2
3	L60986	PLUG/AIRWAY	1	16	650513	KEY/WOODRUFF 1/4X1	1
4	093810	CONTROL/FLOW	1	18	171850	BRACKET/VALVE	1
5	095601	ADAP 40RM-4JICM 90°	1	19	071401	NILN 1/4	2
6	174129	MOUNT/MOTOR	1	20	171690	FITTING/TEE (INCLUDES ITEM 3)	1
7	171371	GUARD	1	21	067847	NILN 3/8	2
8	159152	MOTOR/HYDRAULIC	1	22		LOCKTITE	
9	174135	COUPLING/MOTOR	1	23	650490	CS 3/8X1	2
10	654006	FW 3/8	2	24	093519	KIT/SEAL	1
11	654026	LW 3/8	4	25	071666	KIT/METERING SPOOL	1
12	650488	CS 3/8X3/4	4	26	072330	SCREW/THWH TF USL 3/8x1	1
13	650985	TCS 5/16X3/4	4	27	113692	FW 13/32	1

2109 - HYDRAULICS (BEFORE SN 2500)

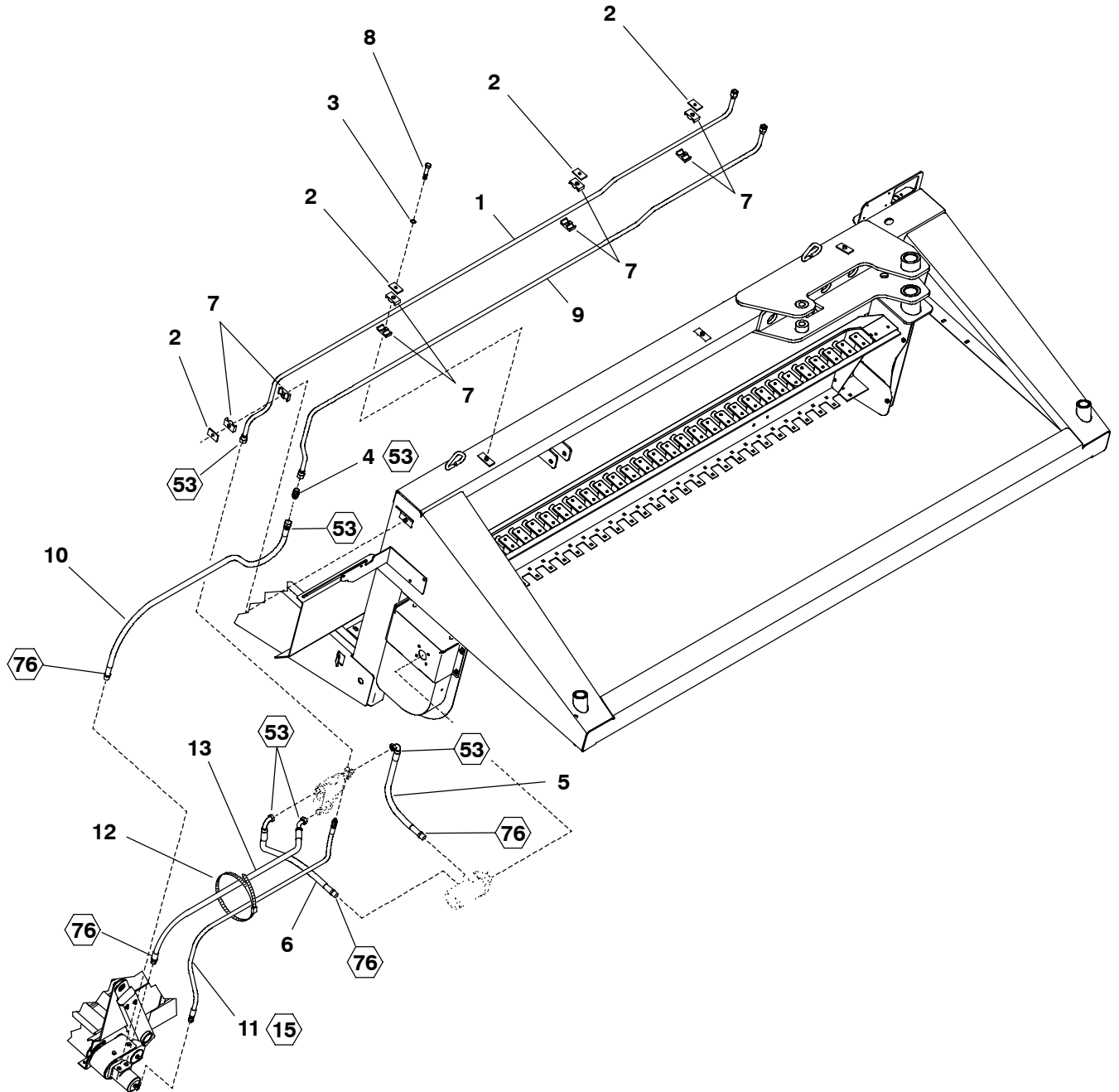


Ref. No.	Part No.	Description	Qty. Req.	Ref. No.	Part No.	Description	Qty. Req.
1	067761	ELBOW/MALE 90°	1	14	654002	FW 1/4	2
2	072580	CONNECTOR/MALE	1	15	651621	CB 1/4X2-1/2	2
3	L60986	PLUG/AIRWAY	1	16	650513	KEY/WOODRUFF 1/4X1	1
4	093810	CONTROL/FLOW	1	17	655026	CP EPSC 1/4X1-1/4	1
5	095601	ADAP 40RM-4JICM 90°	1	18	171850	BRACKET/VALVE	1
6	171366	MOUNT/MOTOR	1	19	071401	NILN 1/4	2
7	171371	GUARD	1	20	171690	FITTING/TEE (INCLUDES ITEM 3)	1
8	159152	MOTOR/HYDRAULIC	1	21	067847	NILN 3/8	2
9	171229	COUPLING/MOTOR	1	22		LOCKTITE	
10	654006	FW 3/8	2	23	650490	CS 3/8X1	2
11	654026	LW 3/8	4	24	093519	KIT/SEAL	1
12	650488	CS 3/8X3/4	4	25	071666	KIT/METERING SPOOL	1
13	650985	TCS 5/16X3/4	4				

2109 - HYDRAULICS

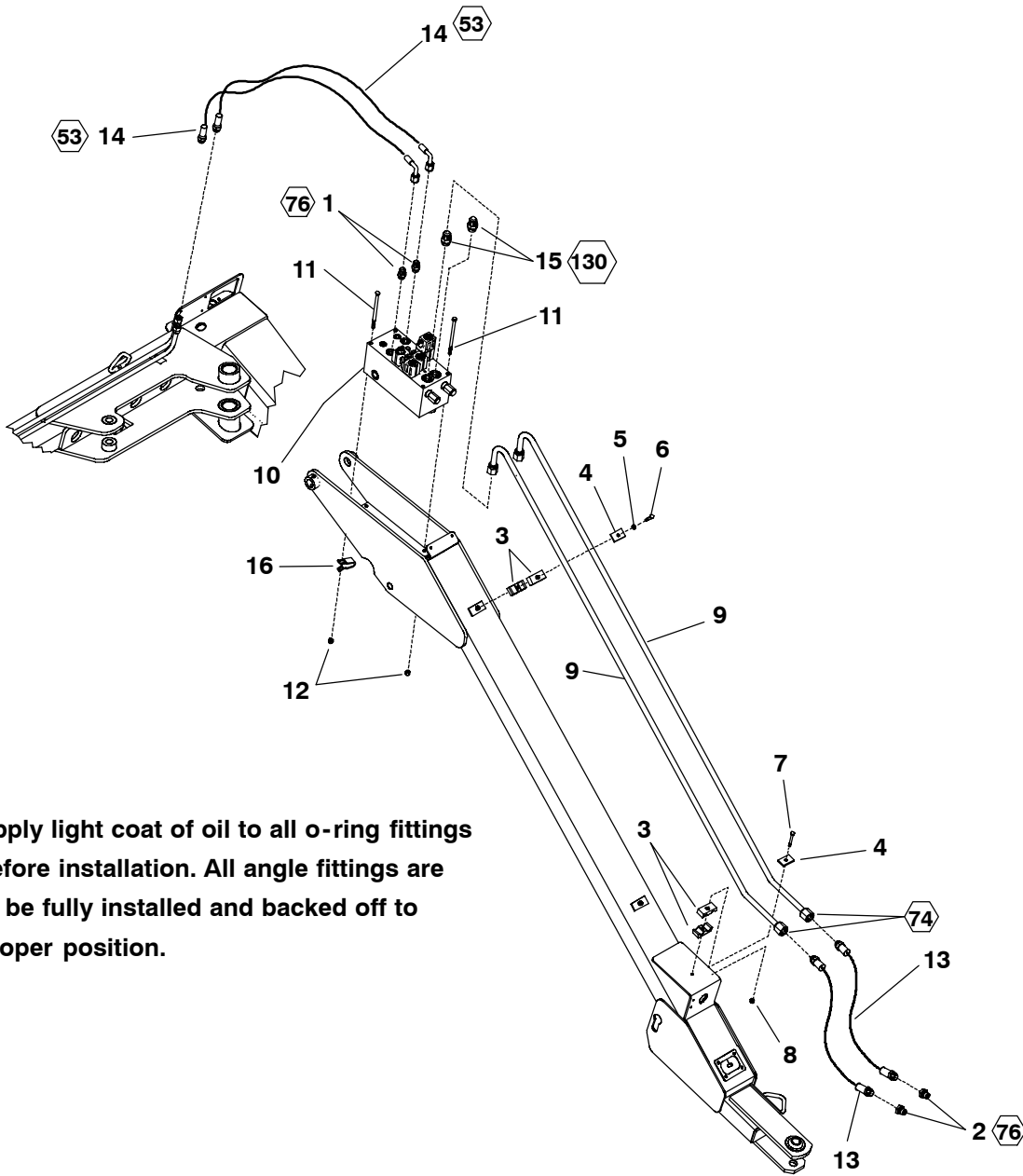


Ref. No.	Part No.	Description	Qty. Req.	Ref. No.	Part No.	Description	Qty. Req.
1	172256	PIN/CYLINDER	1	9	655020	CP EPSC 3/16X1-1/2	2
		(BEFORE SN 2193)		10	170944	PIN	1
2	171798	VALVE/LOCK	2	11	650733	CS 5/16X2-1/2	2
3	064260	NILN 5/16	2	12	171334	VENT/BREATHER	1
4	125347	ELBOW/HYD FITTING 90°	2	13	054994	ADAPTER/STR THD MALE 0 37°	3
5	125410	CYLINDER/ASSY 3X6	2	14	171459	HOSE ASSY	1
		See page 43 for individual components.		15	171439	HOSE ASSY	2
6	172531	PIN/CLEVIS	1	16	084159	KIT/SEAL	1
		(AFTER SN 2349)		17	079026	ELBOW HYD FITTING 45 DEG.	1
7	128015	FW 1-1/32	1	18		LOCKTITE	
8	170345	PIN	1	19	172256	PIN/CYLINDER	1



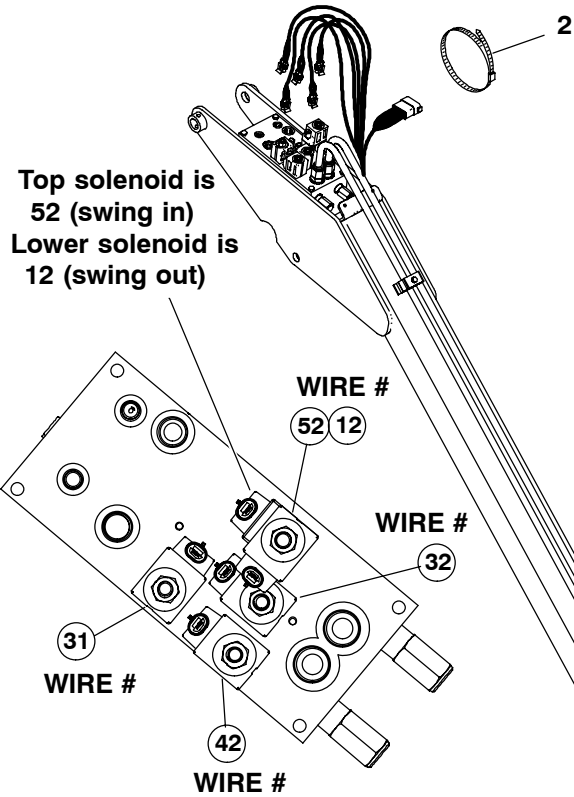
Ref. No.	Part No.	Description	Qty. Req.	Ref. No.	Part No.	Description	Qty. Req.
1	172544	TUBE/HYDRAULIC	1	7	079126	TWIN TUBE CLAMP	4
		(AFTER SN 2349)		8	650577	CS 5/16X1-1/2	4
	171299	TUBE/HYDRAULIC	1	9	172542	TUBE/HYDRAULIC	1
		(BEFORE SN 2193)				(AFTER SN 2349)	
2	079098	PLATE/TWIN COVER	4		171402	TUBE/HYDRAULIC	1
3	654024	LW 5/16	4			(BEFORE SN 2193)	
4	064664	ST FL10 FL10	1	10	171447	HOSE ASSY	1
5	171310	HOSE ASSY	1	11	171456	HOSE ASSY	1
6	171312	HOSE ASSY	1	12	055648	TIE/WIRE	2
				13	171490	HOSE ASSY	1

2109 - HYDRAULICS



Apply light coat of oil to all o-ring fittings before installation. All angle fittings are to be fully installed and backed off to proper position.

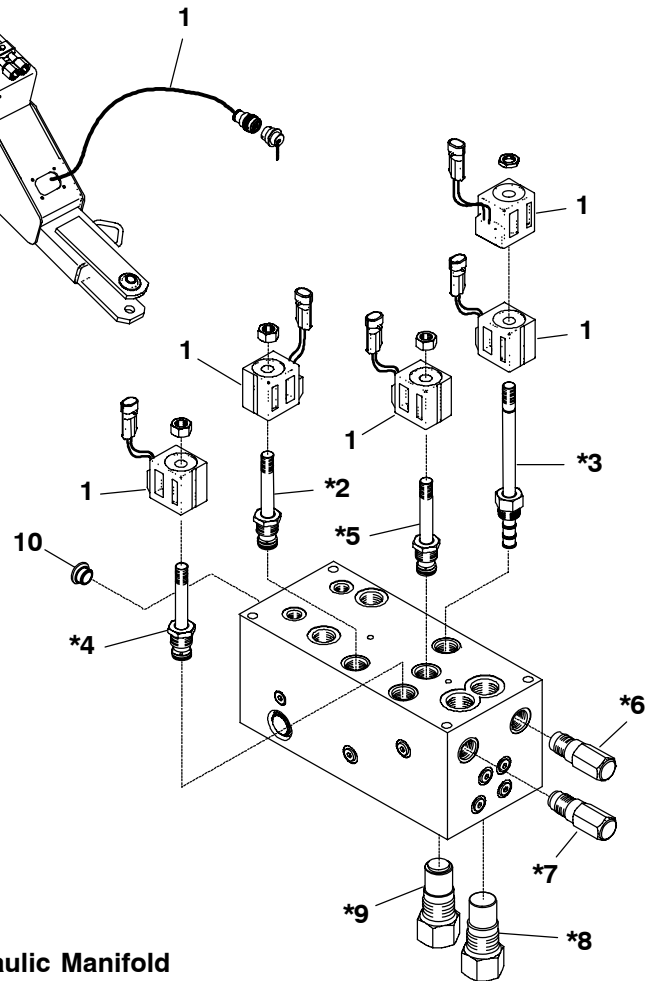
Ref. No.	Part No.	Description	Qty. Req.	Ref. No.	Part No.	Description	Qty. Req.
1	072580	CONNECTOR/MALE	2	9	171400	TUBE/HYDRAULIC	2
2	171329	QUICK-DISCONNECT MALE	2	10	171230	MANIFOLD/HYDRAULIC.....	1
3	079097	TUBE CLAMP	3	See page 25 for individual components.			
4	079098	PLATE/TWIN COVER	7	11	650892	CS 3/8X6-1/2	4
5	654024	LW 5/16	6	12	067847	NILN 3/8	4
6	650692	CS 5/16X1-3/4	2	13	171457	HOSE ASSY	2
7	650733	CS 5/16X2-1/2	1	14	171441	HOSE ASSY	2
8	064260	NILN 5/16	1	15	072587	ST SA12 FL12	2
				16	076147	CLAMP/HOSE	1



Attach matching wire # on harness to corresponding solenoid on system valve. Number 52 solenoid is the top solenoid and Number 12 is the lower solenoid.

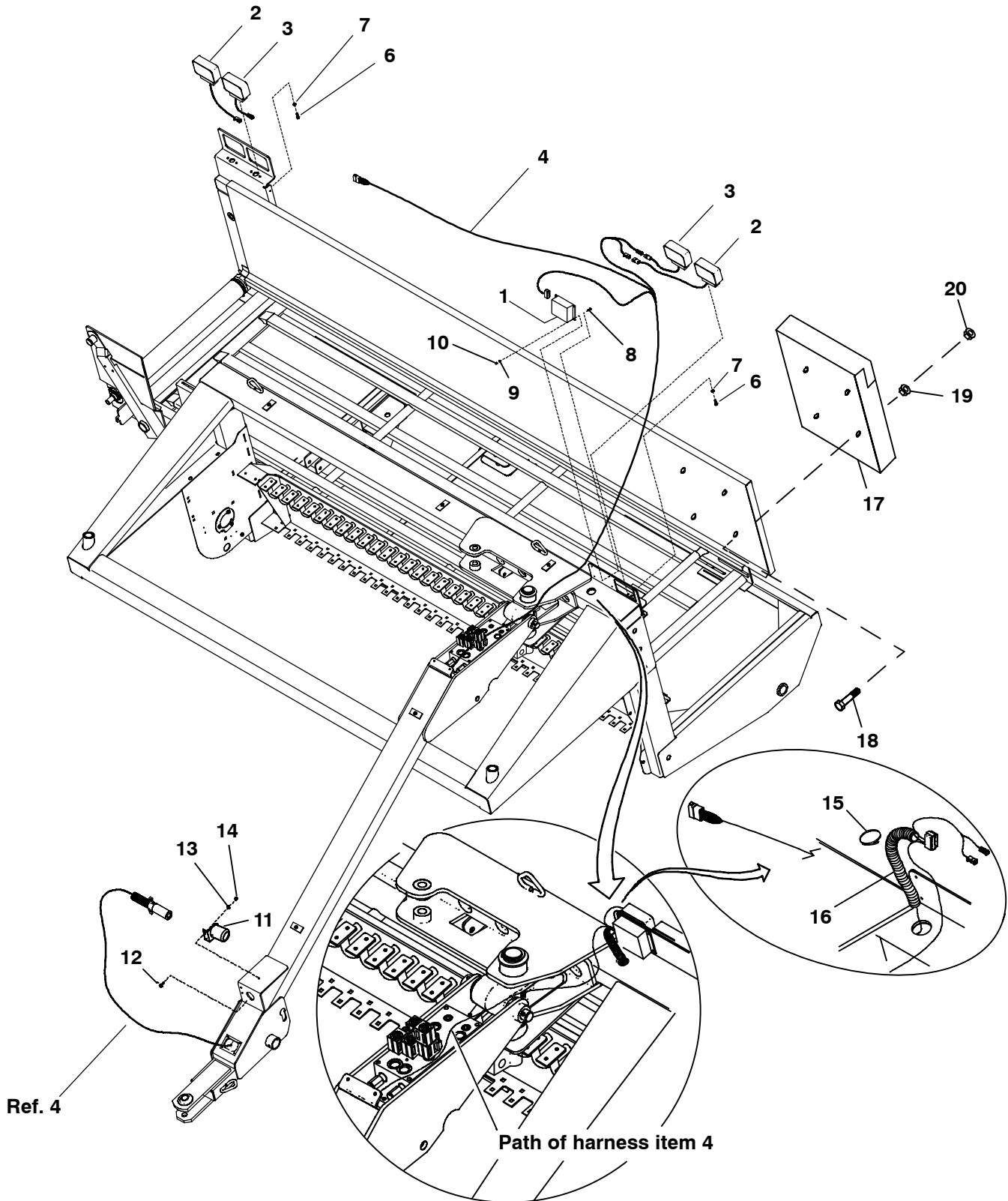
Ref. No.	Part No.	Description	Qty. Req.
1	171514	HARNESS/IMPLEMENT	1
2	055648	TIE/WIRE	2

Ref. No.	Part No.	Description	Qty. Req.
1	171872	COIL	5
2	171875	VALVE	1
3	171876	VALVE	1
4	171877	VALVE	1
5	171878	VALVE	1
6	171879	VALVE/1750 PSI	1
7	171880	VALVE/RELIEF 2000 PSI	1
8	171881	VALVE/FLOW 1.7	1
9	171882	VALVE/FLOW 16.0	1
*	171966	KIT/SEAL (FOR REF 3)	1
*	171967	KIT/SEAL (FOR REF 2)	1
*	171968	KIT/SEAL (FOR REFS 8 & 9)	1
*	171969	KIT/SEAL (FOR REFS 4, 6 & 7)	1
*	171970	KIT/SEAL (FOR REFS 2 & 5)	1
10	122778	Plug 9/16	1

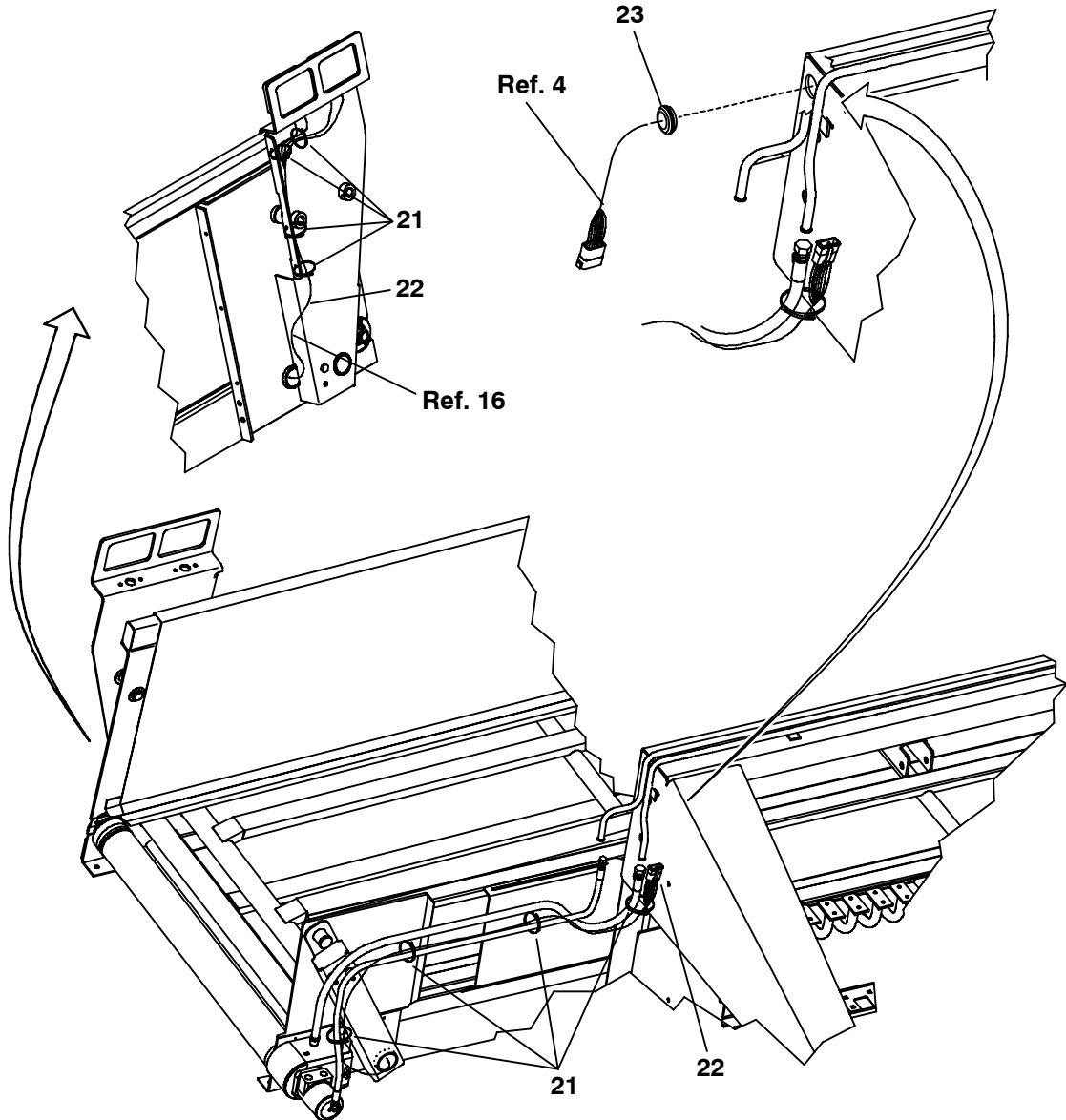


Hydraulic Manifold

2109 - ELECTRICAL (AFTER SN 2349)

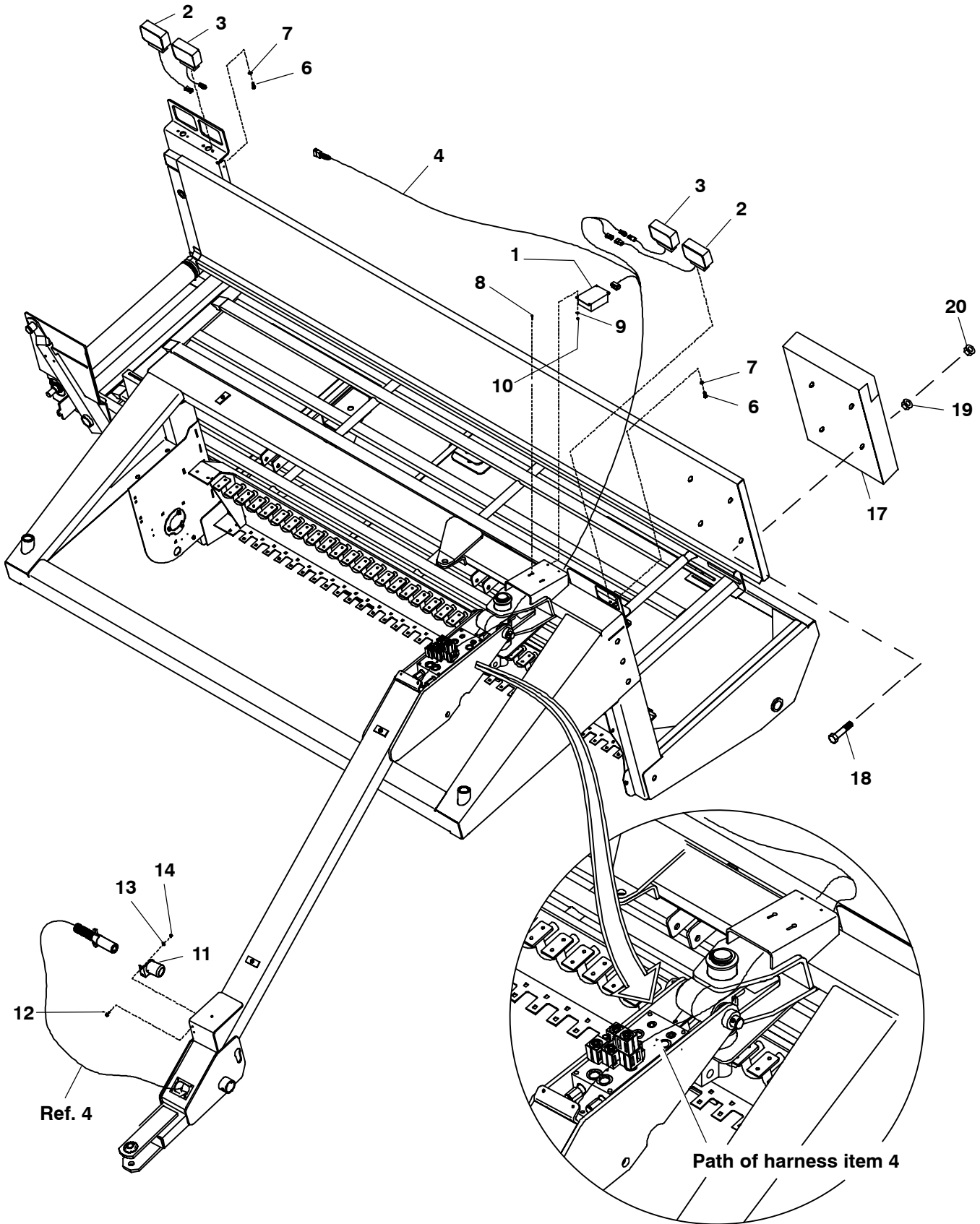


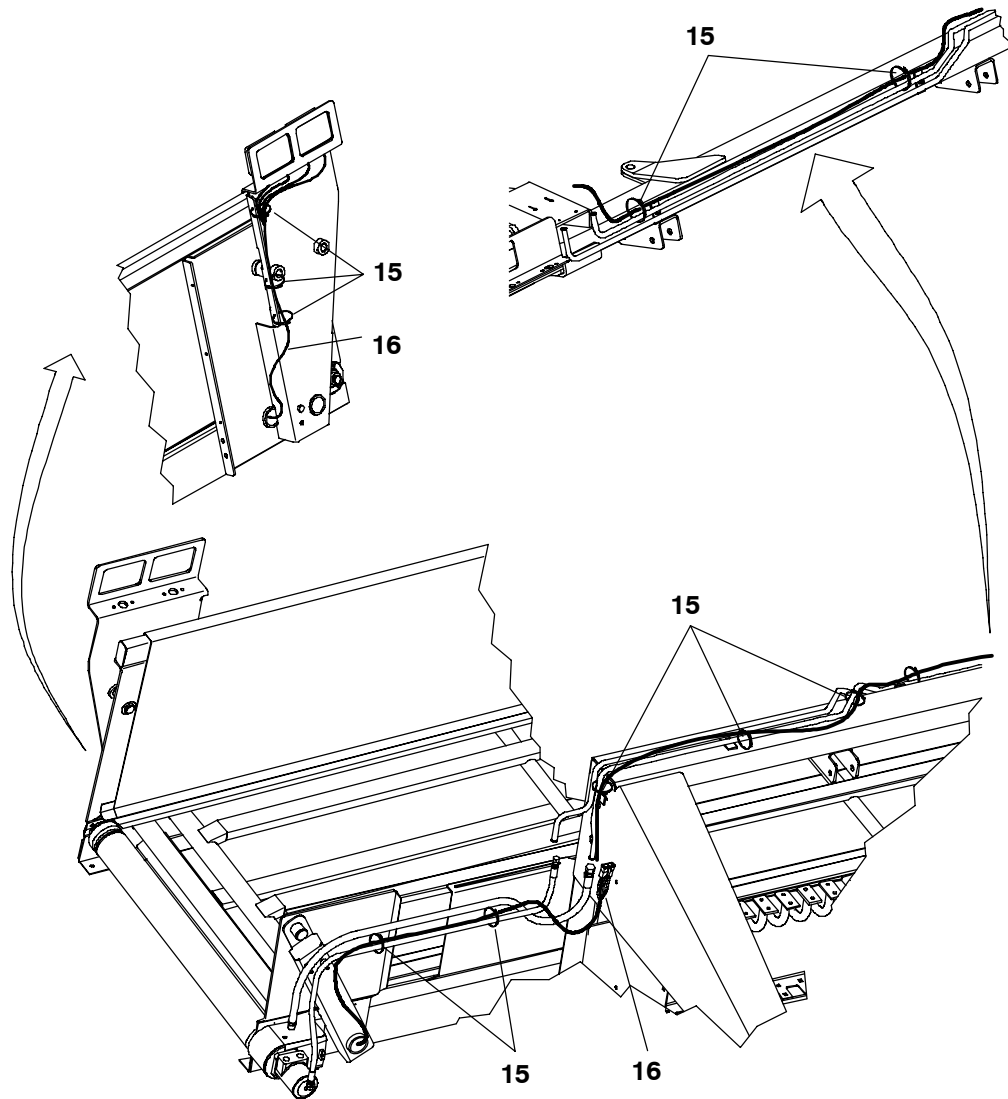
2109 - ELECTRICAL (AFTER SN 2349)



Ref. No.	Part No.	Description	Qty. Req.	Ref. No.	Part No.	Description	Qty. Req.
1	156836	MODULE/LIGHT	1	13	650863	FW 1/4	2
2	156838	LIGHT/AMBER	2			(BEFORE SN 2193)	
3	156839	LIGHT/RED	2	14	071700	LN 1/4	2
4	170667	HARNES/TONGUE	1			(BEFORE SN 2193)	
6	656105	CS M8-1.25X25 GR8	8	15	055648	TIE/WIRE	4
7	654024	LW 5/16	8	16	172803	LOOM/CORRUGATED	1
8	651202	HHMS USL #10-24X3/4	4	17	129361	CASE/OPERATOR'S MANUAL	1
9	650584	FW #10	4	18	650944	SCREW/THM SLTD 1/4x5/8	4
10	084175	NILN #10-24	4	19	654002	FW 1/4 AWZY	4
11	112886	HOLDER	1	20	071700	LN 1/4 CBZY	4
		(BEFORE SN 2193)		21	055648	TIE/WIRE	11
12	650448	CS 1/4X3/4	2	22	171615	HARNES/AUXILIARY LIGHT	2
				23	095196	GROMMET	1

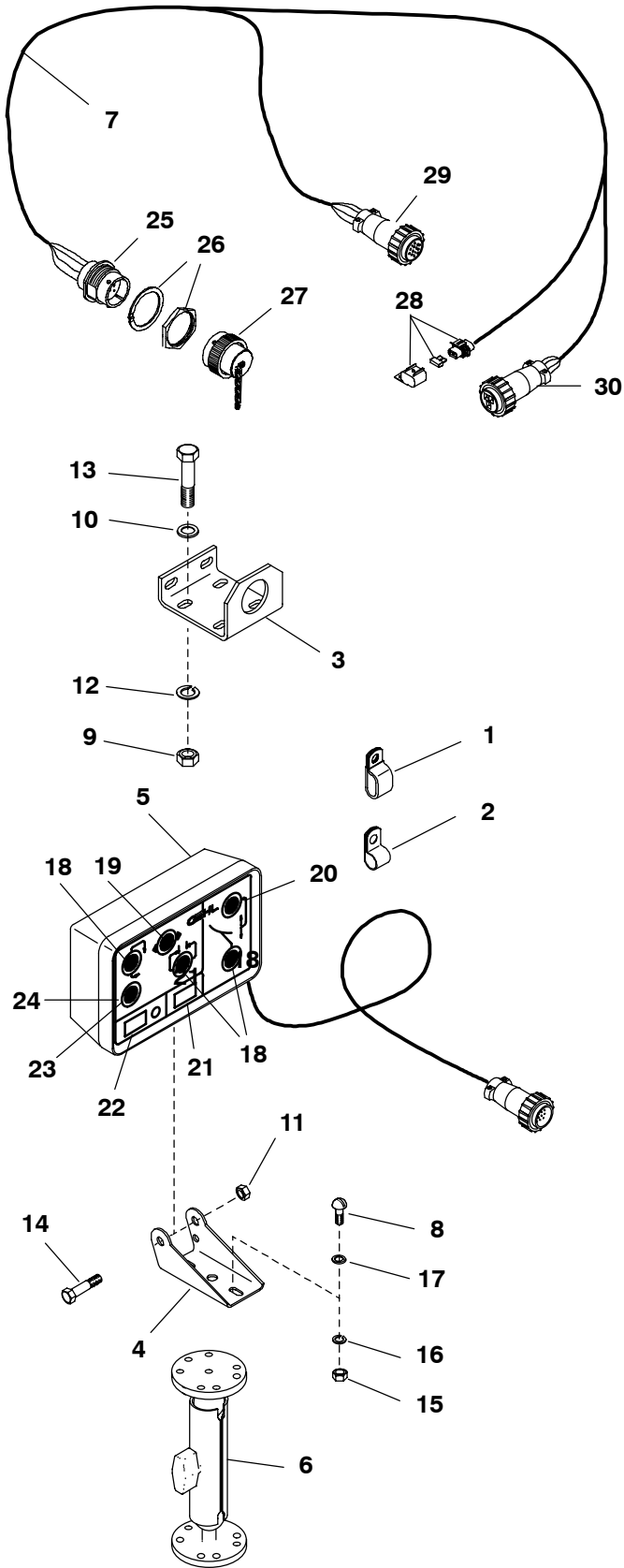
2109 - ELECTRICAL (BEFORE SN 2193)





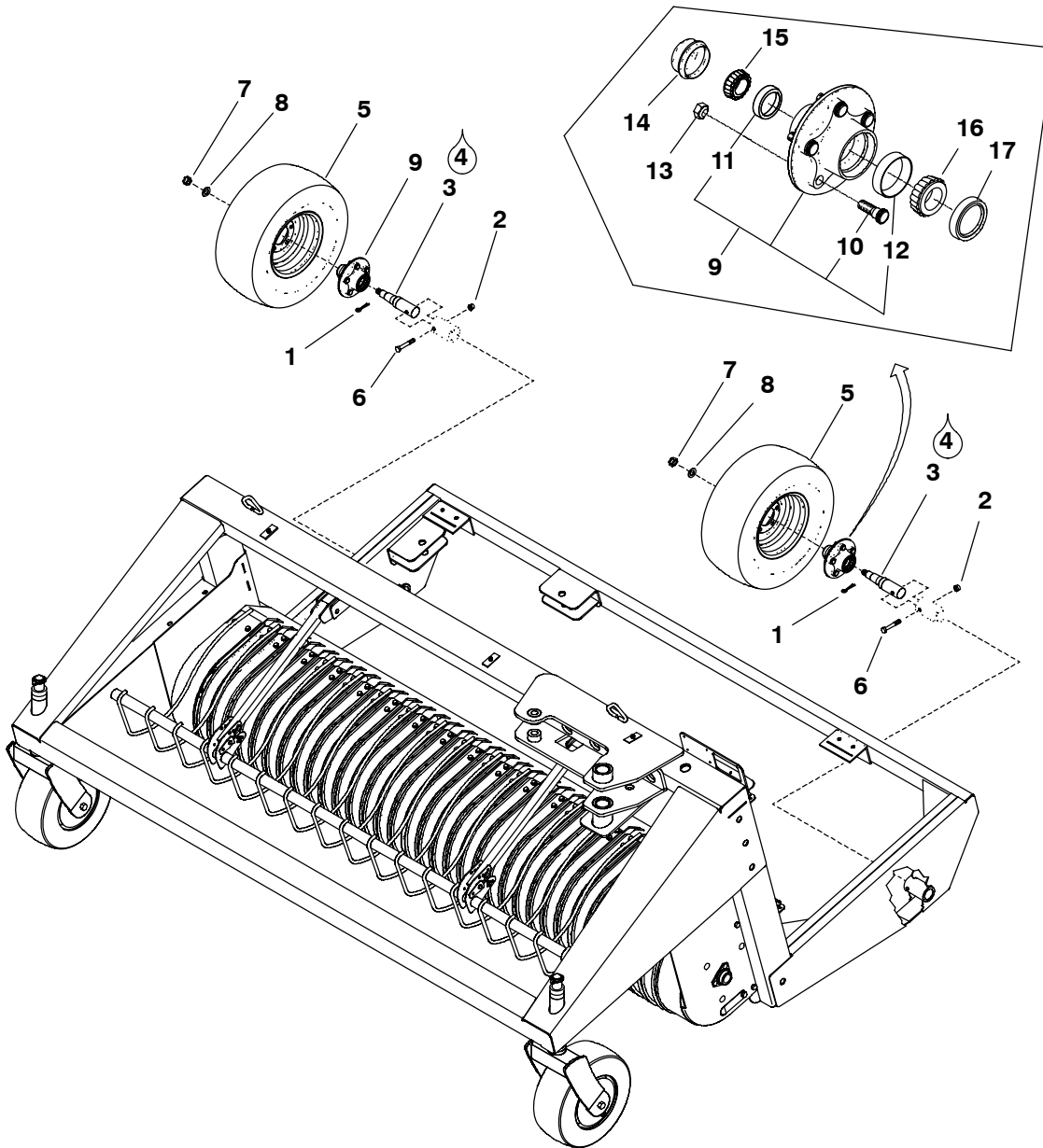
Ref. No.	Part No.	Description	Qty. Req.	Ref. No.	Part No.	Description	Qty. Req.
1	156836	MODULE/LIGHT	1	12	650448	CS 1/4X3/4	2
2	156838	LIGHT/AMBER	2	13	650863	FW 1/4	2
3	156839	LIGHT/RED	2			(BEFORE SN 2193)	
4	170667	HARNESS/TONGUE	1	14	071700	LN 1/4	2
6	656105	CS M8-1.25X25 GR8	8			(BEFORE SN 2193)	
7	654024	LW 5/16	8	15	055648	TIE/WIRE	4
8	651202	HHMS USL #10-24X3/4	4	16	172803	LOOM/CORRUGATED	1
9	650584	FW #10	4	17	129361	CASE/OPERATOR'S MANUAL	1
10	084175	NILN #10-24	4	18	650944	SCREW/THM SLTD 1/4x5/8	4
11	112886	HOLDER	1	19	654002	FW 1/4 AWZY	4
		(BEFORE SN 2193)		20	071700	LN 1/4 CBZY	4

2109 - CONTROL BOX



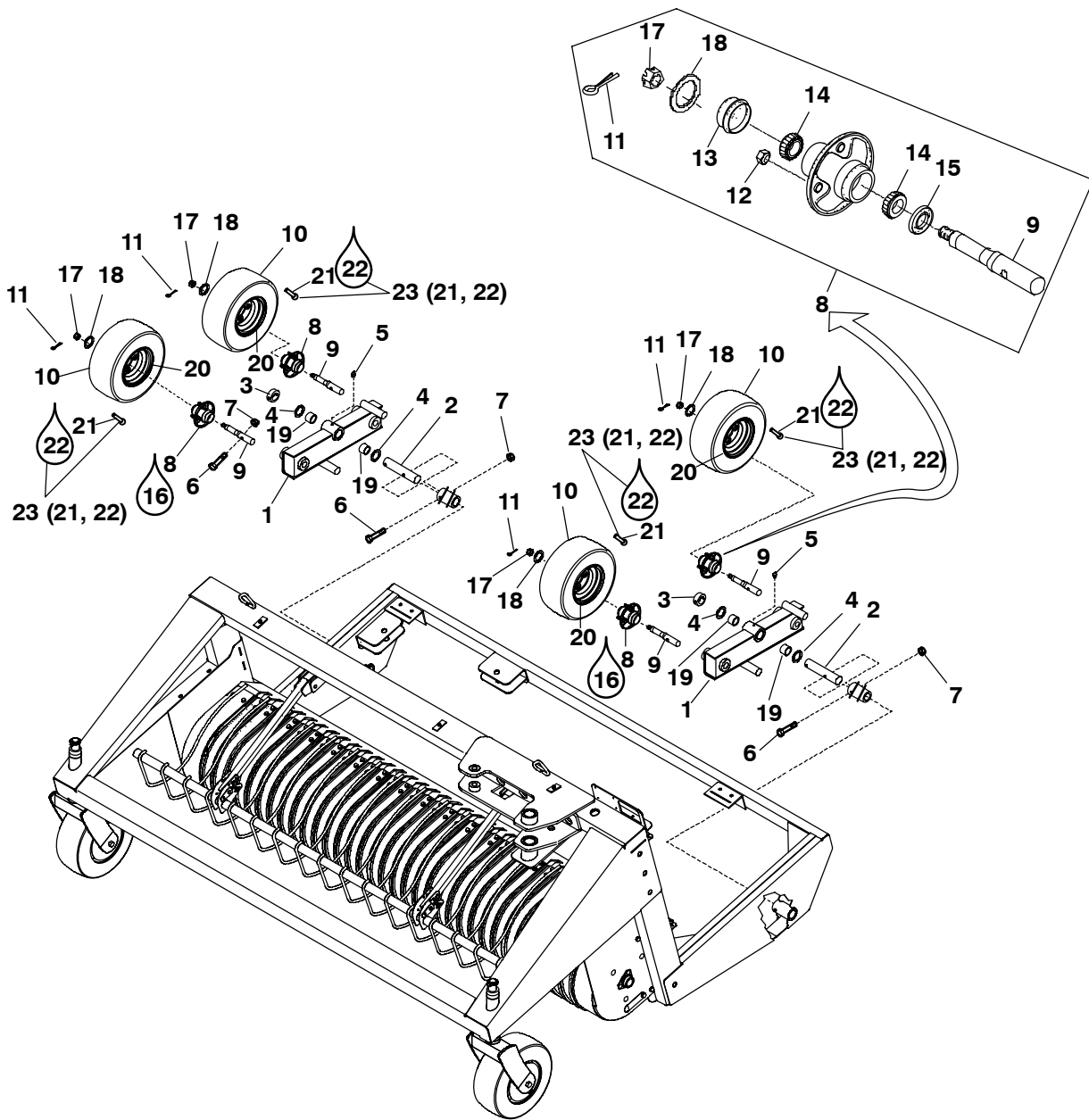
Ref. No.	Part No.	Description	Qty. Req.
1	075128	CLAMP/HOSE	1
2	095619	CLAMP/HOSE	1
3	157842	BRACKET/MOUNTING	1
4	119886	BRACKET/CONNECTOR	1
5	171523	BOX/CONTROL	1
		(INCLUDES ITEMS 18-23)	
6	158064	SYSTEM/RAM MOUNTING	1
7	171482	HARNESS/TRACTOR	1
		(INCLUDES ITEMS 25-30)	
8	651536	RHMS SLT #12-24X3/4	4
9	653010	HN 3/8	2
10	654006	FW 3/8	2
11	071701	LN 5/16	1
12	654026	LW 3/8	2
13	650490	CS 3/8X1	2
14	650568	CS 5/16X2	1
15	650627	HN MS #12-24	4
16	650813	LW #12	4
17	650854	FW #12	4
18	167883	SWITCH TOGGLE (ON-OFF)	1
19	167880	SWITCH TOGGLE (ON-OFF)	1
20	167879	SWITCH TOGGLE (ON-OFF)	1
21	170836	SWITCH/POWER	1
22	167877	SWITCH MINI-ROCKER	1
23	167882	SWITCH TOGGLE (ON-OFF)	1
24	167881	BOOT/SWITCH	6
25	172015	KIT/RECEPTACLE	1
		(INCLUDES ITEM 26)	
26	172008	CONTACT KIT	1
27	119899	DUST CAP/POWER HARNESS	1
28	171937	CONNECTOR KIT/MP/630/2 7.5 AMP. ..	1
29	172007	CONNECTOR/AMP SERIES 1CP	1
30	172002	CONNECTOR/AMP SERIES 3CP	1

2109 - SINGLE AXLES & WHEELS

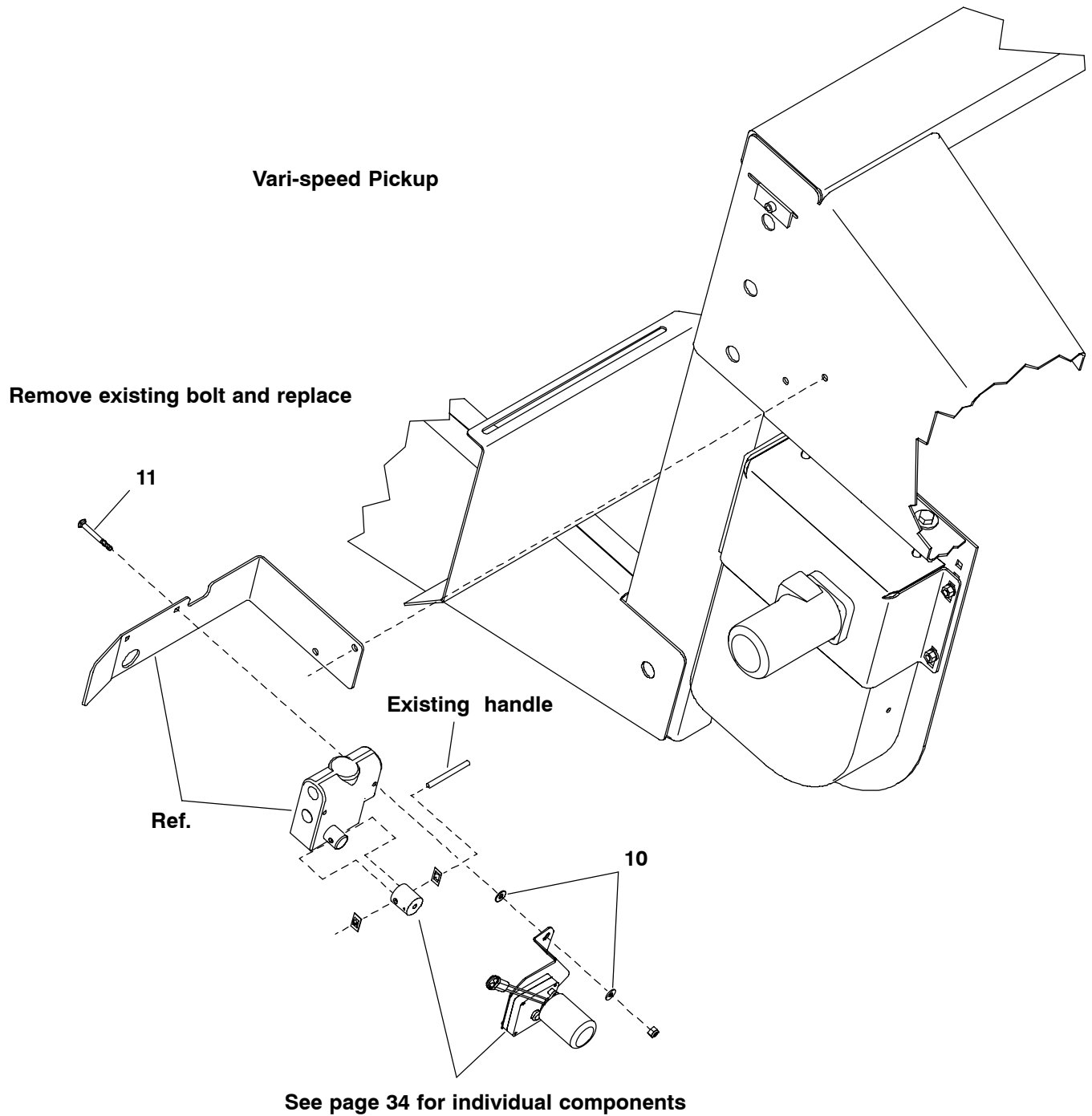


Ref. No.	Part No.	Description	Qty. Req.	Ref. No.	Part No.	Description	Qty. Req.
1	655048	CP EPSC 5/32X1-1/4	2	9	171620	HUB (INCLUDES ITEMS 10-12)	2
2	068034	NILN 1/2	2	10	170675	BOLT/WHEEL	5
3	159927	SPINDLE	2	11	520205	CUP/BEARING	1
4		GREASE		12	054151	CUP/BEARING	1
5	159943	WHEEL/TIRE ASSMD (20.5 X 8.0-10)	2	13	046001	HN LUG 1/2	10
6	650594	CS 1/2X3-1/4	2	14	076077	CAP/HUB	2
7	653119	HN SLTD 3/4	2	15	089179	CONE/BEARING	2
8	654051	FW 3/4	2	16	054152	CONE/BEARING	2
				17	170676	SEAL/INNER	2

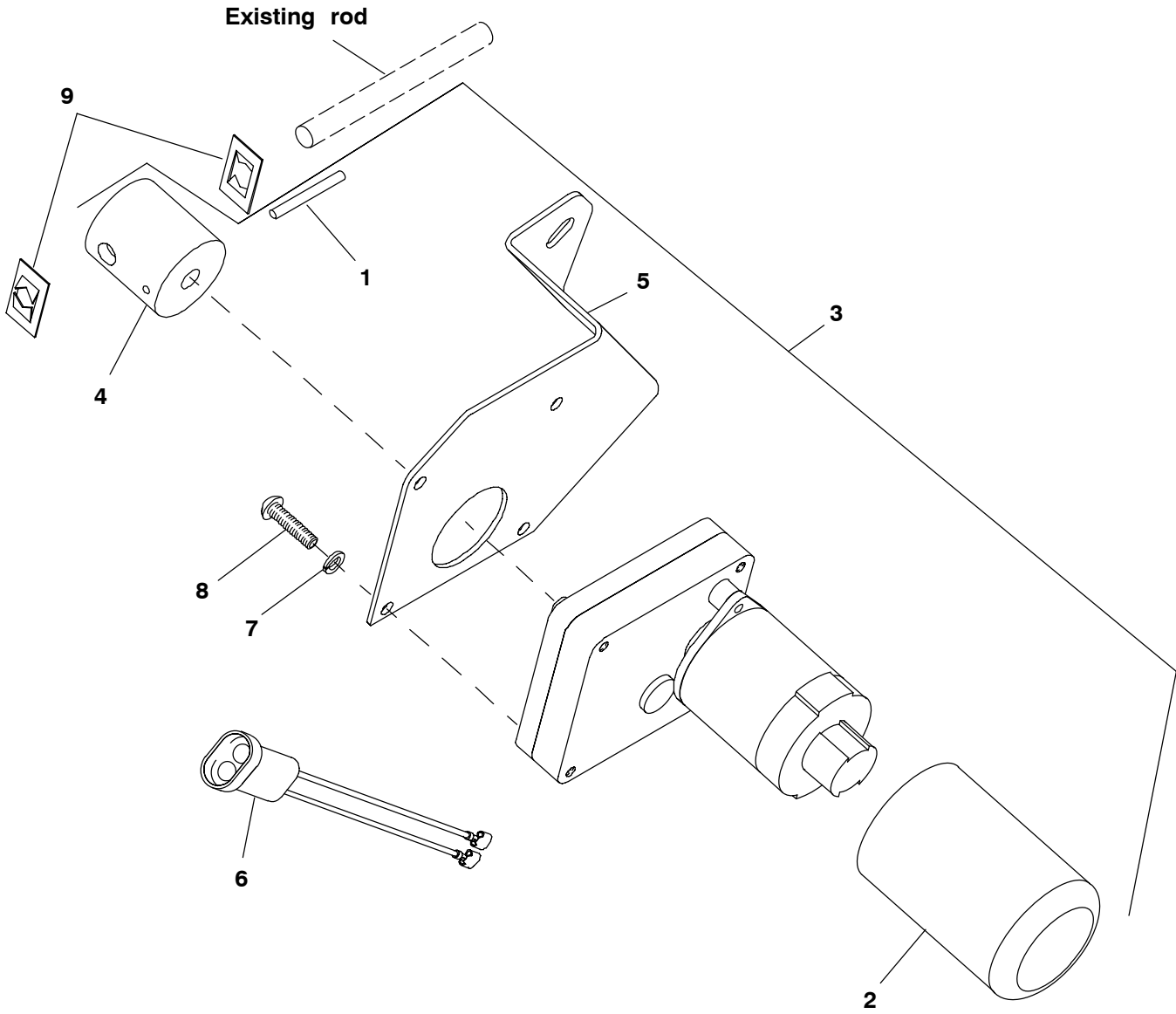
2109 - TANDEM AXLES & WHEELS



Ref. No.	Part No.	Description	Qty. Req.	Ref. No.	Part No.	Description	Qty. Req.
1	170964	TANDEM AXLE ASSY (INCLUDES ITEM 19)	2	11	655048	CP EPSC 5/32X1-1/4 Z	1
2	170972	SHAFT/PIVOT	2	12	046001	HN LUG 1/2	4
3	170973	COLLAR	2	13	076077	CAP/HUB	1
4	170974	WASHER	4	14	520206	CONE/BEARING	2
5	570005	FITTING/GREASE	2	15	053957	SEAL/OIL	1
6	650594	CS 1/2X3-1/4	8	16		GREASE	
7	068034	NILN 1/2	8	17	653119	HN SLTD 3/4	1
8	172381	HUB W/CUPS	4	18	654051	FW 3/4	1
		(INCLUDES ITEMS 9, 11, 12-18)		19	172269	BEARING/SELF-LUB	2
9	153312	SPINDLE/BOGEY	1	20	172091	RIM/WHEEL	1
10	175182	WHEEL/TIRE ASSY (16.5 X 6.5-8)	4	21	045582	VALVE /TIRE	4
		(INCLUDES ITEM 20)		22		SEALANT/TIRE	1
				23	175191	KIT/SEALANT (Incl. items 21, 22)	1

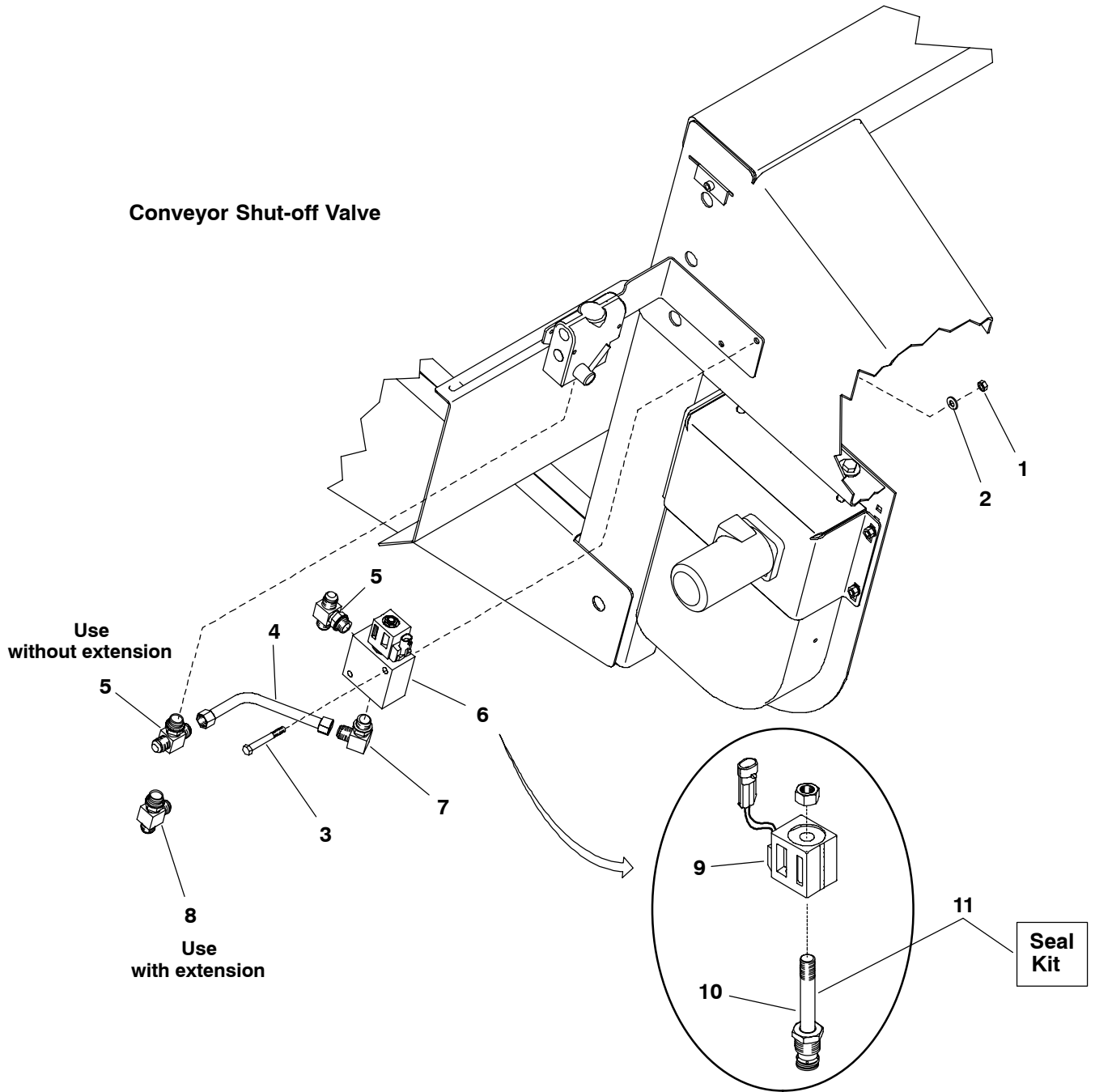


2109 - OPTIONS & ACCESSORIES



Ref. No.	Part No.	Description	Qty. Req.	Ref. No.	Part No.	Description	Qty. Req.
	809070	VARI-SPEED KIT	1	5	171633	BRACKET/MOTOR	1
		CONSISTS OF:		6	171636	HARNESS/WIRE	1
1	057634	PIN/SPRING	1	7	650549	LW #10	4
2	144041	BOOT/VINYL	1	8	651201	RHMS SLT #10-32X3/4	4
3	171637	MOTOR/ELECTRIC ASSY	1	9	171804	NUT/PUSH	2
		(INCLUDES ITEMS 1, 2 & 4-8)		10	654002	FW 1/4	2
4	171631	HUB	1	11	650958	CS 1/4x2-3/4 C5ZY	1

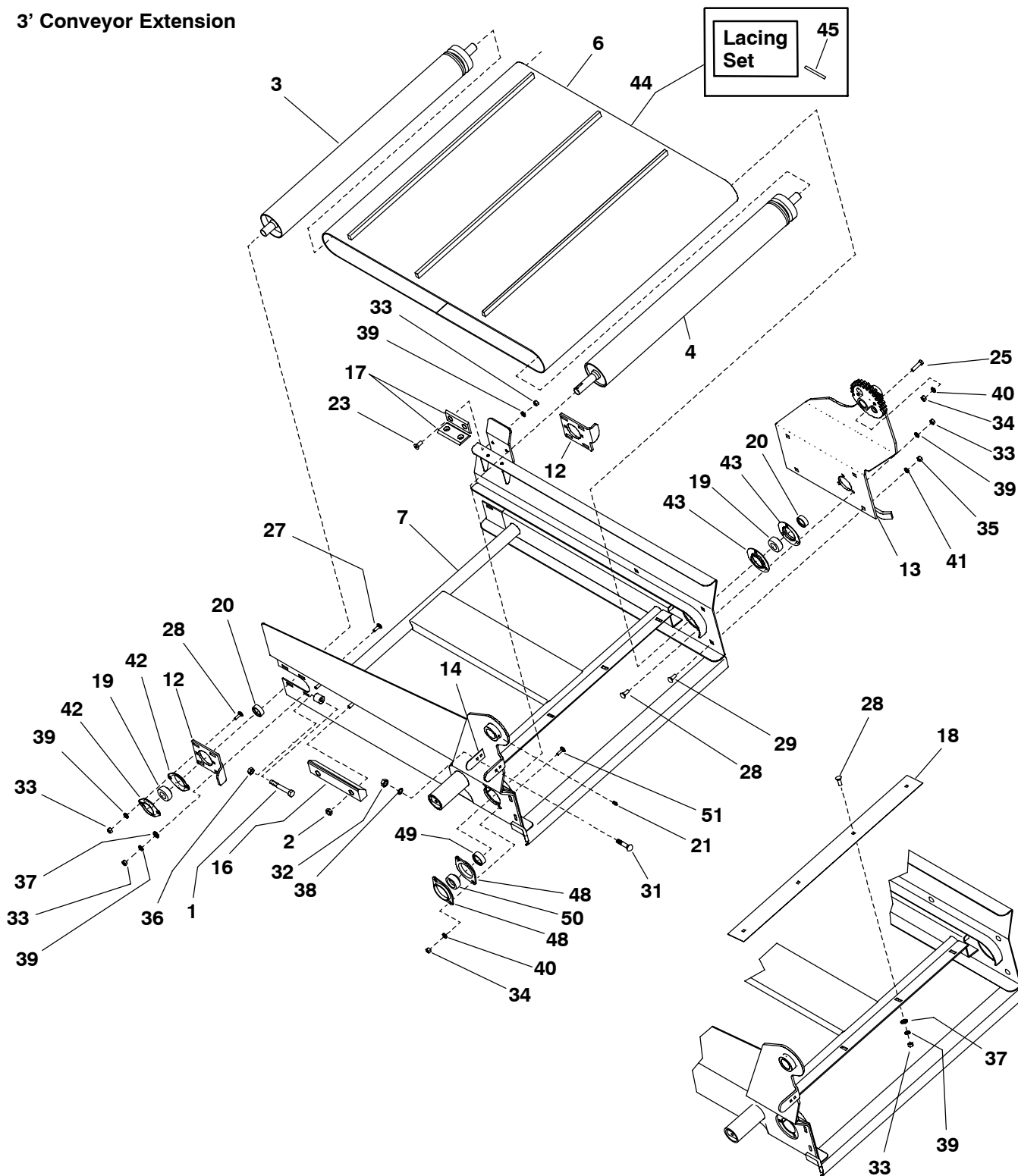
Conveyor Shut-off Valve



Ref. No.	Part No.	Description	Qty. Req.	Ref. No.	Part No.	Description	Qty. Req.
	809064	CONVEYOR SHUT-OFF VALVE	1	6	171257	VALVE/ON-BYPASS	1
		CONSISTS OF:		7	067761	ELBOW/MALE 90°	1
1	067847	NILN 3/8	2	8	072807	TEE/MALE RUN STR THD	1
2	654006	FW 3/8	2	9	171872a	COIL	1
3	650818	CS 3/8X3	2	10	171875a	VALVE	1
4	171323	TUBE/HYDRAULIC	1	11	171967a	KIT/SEAL	1
5	088044	TEE/BRANCH FITTING	2				

a) Not included in 809064 CONVEYOR SHUT-OFF VALVE. Only available as service parts for 171257 VALVE/ON-BYPASS.

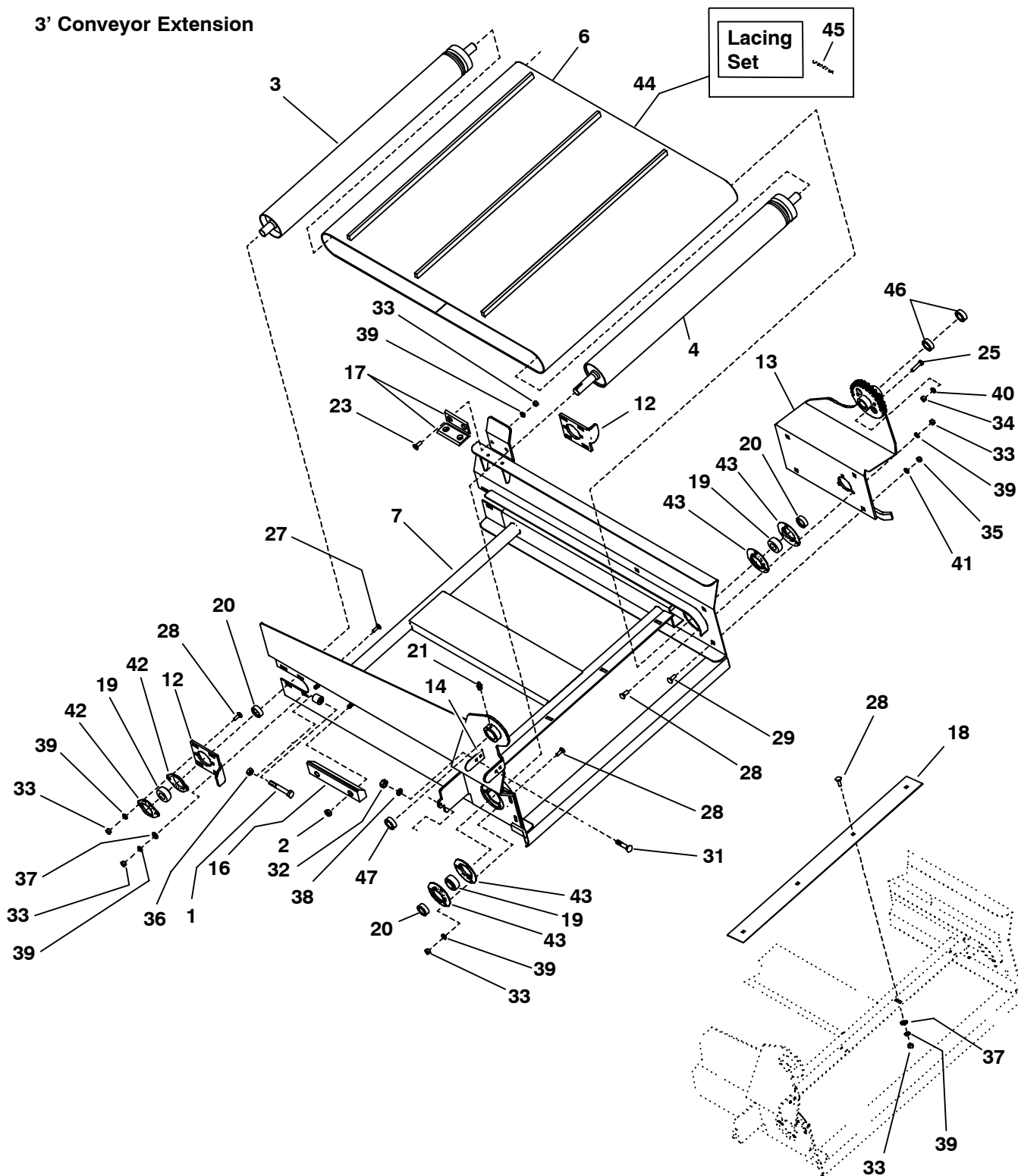
3' Conveyor Extension



2109 - OPTIONS & ACCESSORIES (2005 YEAR EXTENSIONS)

Ref. No.	Part No.	Description	Qty. Req.	Ref. No.	Part No.	Description	Qty. Req.
	808896	EXTENSION/3 FT.	1	28	650687	CB 5/16X3/4	11
		CONSISTS OF:		29	650811	CB 1/2X1	4
1	062342	HTB 1/2 X 3-1/2	2	31	651086	CB 1/4X1	2
2	071703	LN CTR 3/8	2	32	653005	HN 1/4	2
3	153400	ROLLER/IDLER ASSY	1	33	653007	HN 5/16	23
4	174111	ROLLER/DRIVE ASSY	1	34	653010	HN 3/8	4
6	170462	BELT/CONVEYOR	1	35	653018	HN 1/2	4
7	174452	EXT/CONV ASSY (INCLUDES ITEM 47)	1	36	653044	HJN 1/2	2
12	171553	TAKE-UP/EXT. BELT	2	37	654004	FW 5/16	12
13	171578	BRACKET (INCLUDES ITEM 46)	1	38	654022	LW 1/4	2
14	171602	SHIM/SHUT-OFF LEVER	4	39	654024	LW 5/16	23
16	171728	BUMPER/3FT. EXT	1	40	654026	LW 3/8	4
17	171784	PAD/EXT. DWNSTOP	2	41	654030	LW 1/2	4
18	171786	SCRAPER/EXT.	1	42	B11335	RETAINER/BEARING	4
19	520063	1" BEARINGW/O COLLAR	3	43	H275	BEARING RETAINER-REAR	2
20	520084	1" BEARING COLLAR	3	44	171395	SET/LACING (INCLUDES ITEM 45)	1
21	570019	ZERK, GREASE 1/2" LONG	1	45	171952	PIN/LACING	1
23	650370	SCREW/FCHC HS 5/16X1 C	4	48	H487	BEARING/RETAINER	2
25	650491	CS 3/8X1-1/4	2	49	520085	1.25 BEARING COLLAR	1
27	650573	CB 5/16X1	8	50	520065	1.25 BALL BEARING W/O COLLAR	1
				51	650786	CB 3/8X1-1/4	2

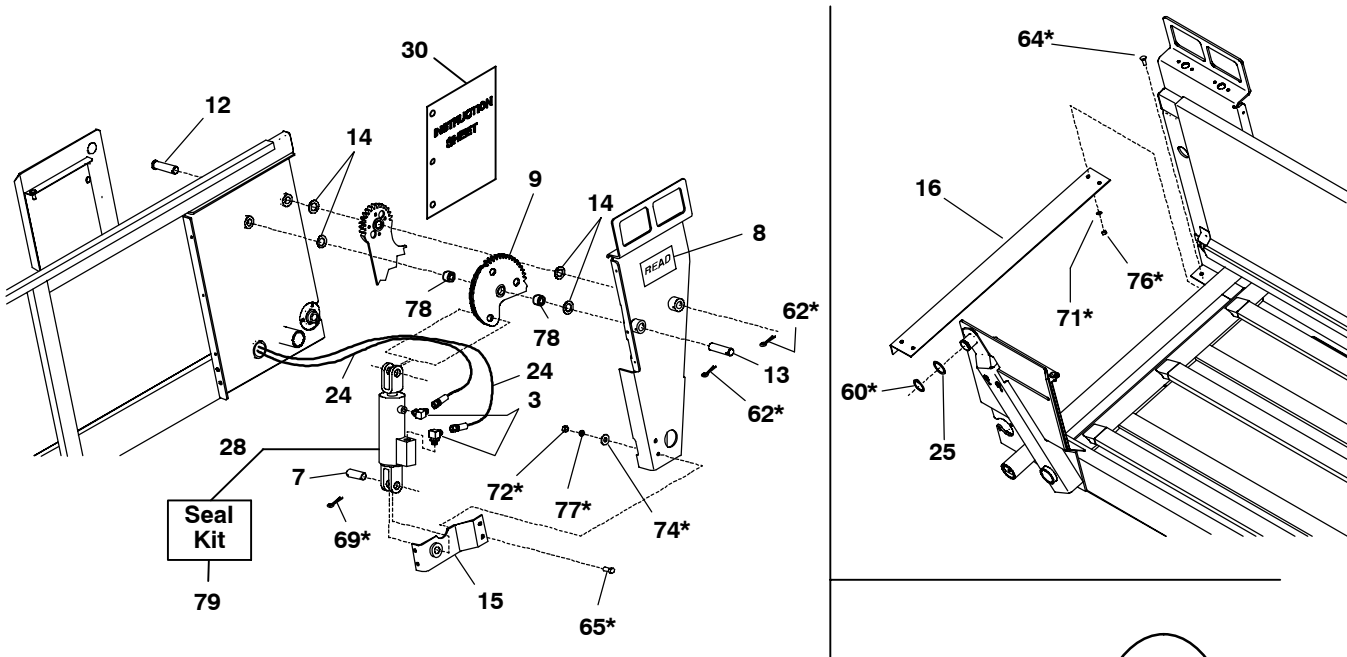
3' Conveyor Extension



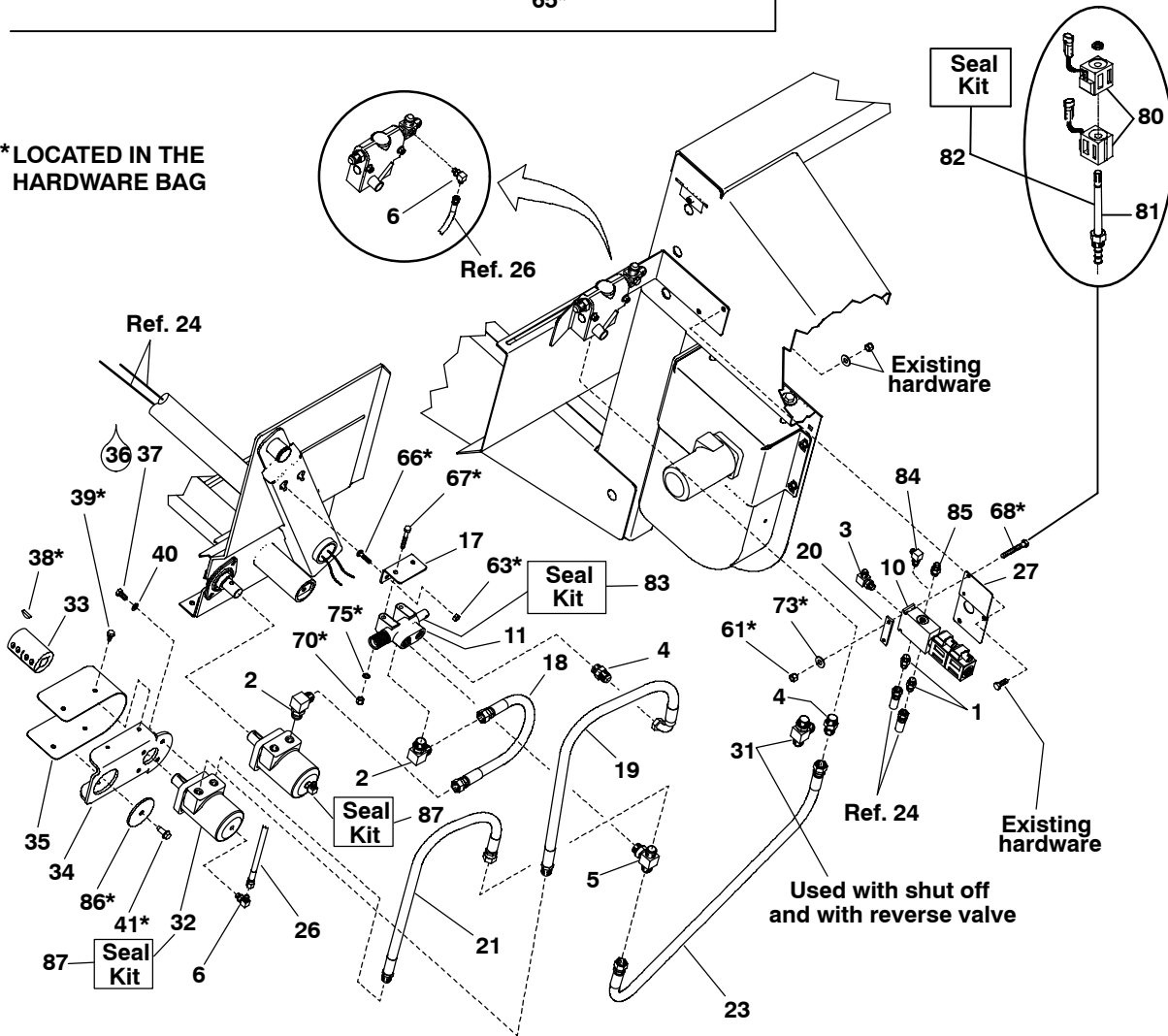
2109 - OPTIONS & ACCESSORIES (2003 & 2004 YEAR EXTENSIONS)

Ref. No.	Part No.	Description	Qty. Req.	Ref. No.	Part No.	Description	Qty. Req.
	808896	EXTENSION/3 FT.	1	27	650573	CB 5/16X1	8
		CONSISTS OF:		28	650687	CB 5/16X3/4	14
1	062342	HTB 1/2 X 3-1/2	2	29	650811	CB 1/2X1	4
2	071703	LN CTR 3/8	2	31	651086	CB 1/4X1	2
3	153400	ROLLER/IDLER ASSY	1	32	653005	HN 1/4	2
4	156206	ROLLER/DRIVE ASSY	1	33	653007	HN 5/16	26
6	170462	BELT/CONVEYOR	1	34	653010	HN 3/8	2
7	172266	EXT/CONV ASSY (INCLUDES ITEM 47)	1	35	653018	HN 1/2	4
12	171553	TAKE-UP/EXT. BELT	2	36	653044	HJN 1/2	2
13	171578	BRACKET (INCLUDES ITEM 46)	1	37	654004	FW 5/16	12
14	171602	SHIM/SHUT-OFF LEVER	4	38	654022	LW 1/4	2
16	171728	BUMPER/3FT. EXT	1	39	654024	LW 5/16	26
17	171784	PAD/EXT. DWNSTOP	2	40	654026	LW 3/8	2
18	171786	SCRAPER/EXT.	1	41	654030	LW 1/2	4
19	520063	1" BEARING W/O COLLAR	4	42	B11335	RETAINER/BEARING	4
20	520084	1" BEARING COLLAR	4	43	H275	BEARING RETAINER-REAR	4
21	570019	ZERK, GREASE 1/2" LONG	1	44	171395	SET/LACING (INCLUDES ITEM 45)	1
		(EARLIER MODELS ONLY)		45	171952	PIN/LACING	1
23	650370	SCREW/FCHC HS 5/16X1 C	4	46	129376	BEARING PIVOT	2
25	650491	CS 3/8X1-1/4	2	47	172267	BEARING/PIVOT	1
						(LATER MODELS ONLY)	

2109 - OPTIONS & ACCESSORIES (2005 YEAR EXTENSIONS)



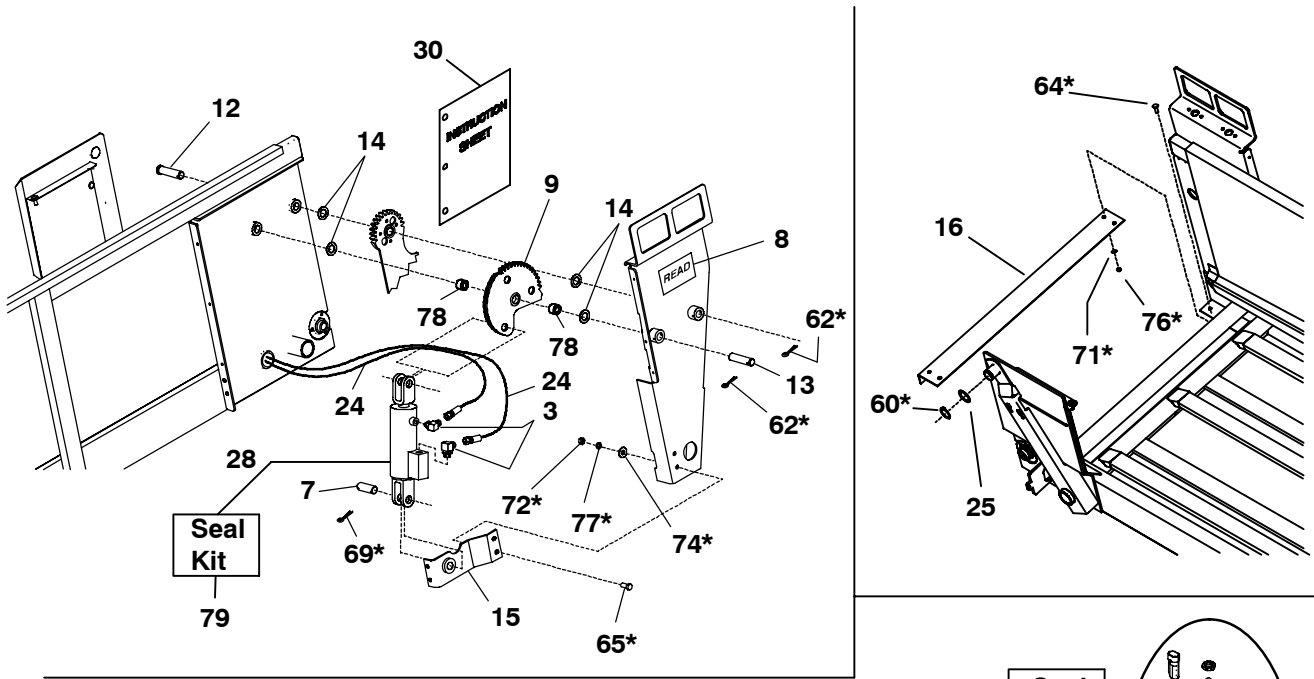
* LOCATED IN THE
HARDWARE BAG



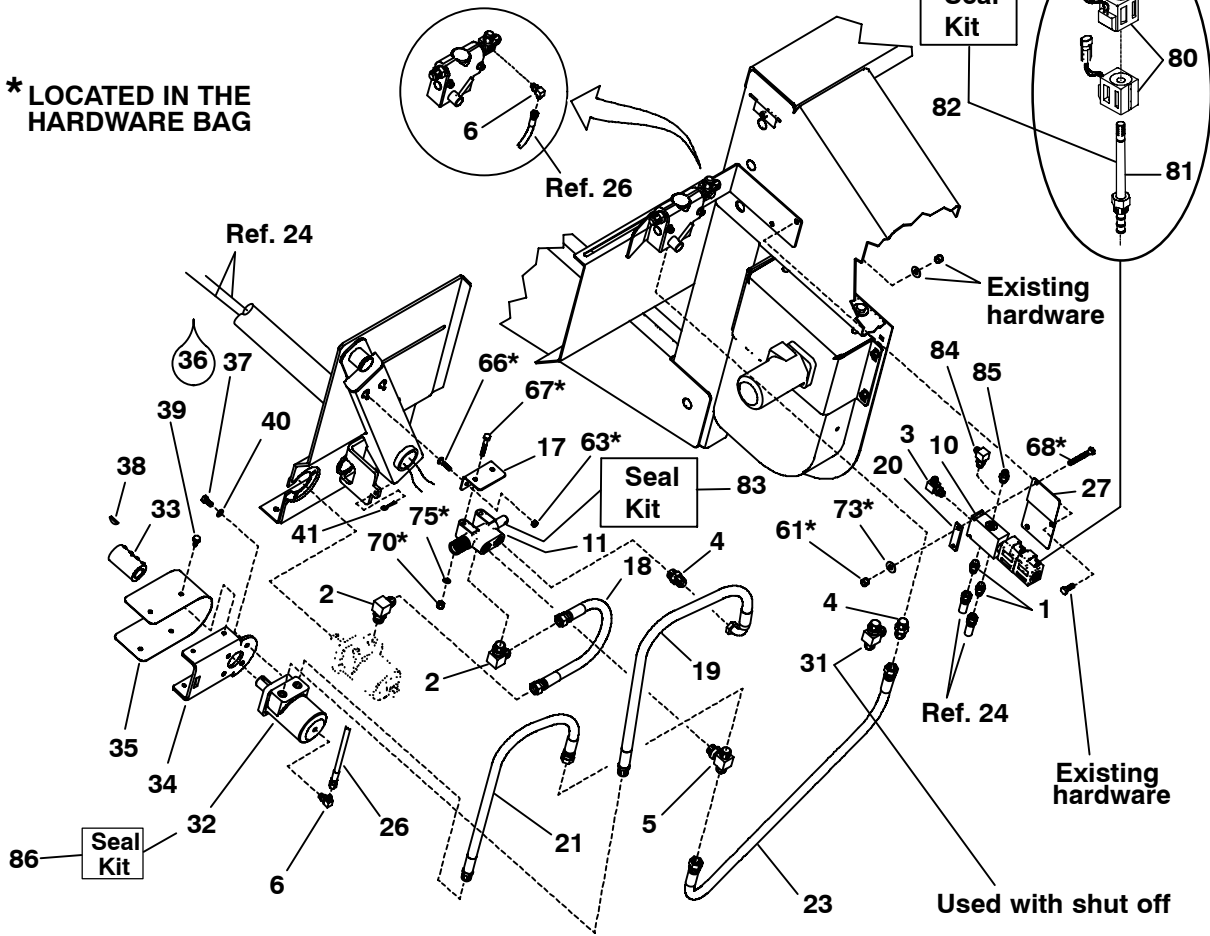
2109 - OPTIONS & ACCESSORIES (2005 YEAR EXTENSIONS)

Ref. No.	Part No.	Description	Qty. Req.	Ref. No.	Part No.	Description	Qty. Req.
	808896	EXTENSION/3 FT.	1	36		LOCKTITE	
		CONSISTS OF:		37	650488	CS 3/8X3/4	4
1	054994	ADPTR/STR THD MALE 37°	2	38	650513	KEY/WOODRUFF#15 .25 X 1.0	2
2	067761	ELBOW/MALE 90 DEG	2	39	650985	SCREW/5/16X3/4	4
3	068938	ELBOW/90 DEG ADJUSTABLE	6	40	654026	LW 3/8	4
4	072580	CONNECTOR,MALE	2	41	072330	SCREW/THWH TF USL 3/8X1	1
5	088044	TEE/BRANCH FITTING	1	60	051904	RING/RETAINING1.5"EXTERNAL	1
6	095601	ADAP 40RM-4JICM 90	2	61	071401	HLN INST 1/4	2
7	097918	PIN/CYLINDER	2	62	172318	PIN/ROLL 3/16x1-3/4	2
8	124982	DECAL/WARNING	1	63	210-19470	LN FL SERR 5/16	2
9	171209	GEAR/ASSY	1	64	650488	CS 3/8X3/4	4
		(INCLUDES ITEM 78)		65	650495	CS 1/2X1-1/4	4
10	171336	MANIFOLD/ADAPTER	1	66	650687	CB 5/16X3/4	2
11	171370	VALVE/SELECTOR	1	67	650692	CS 5/16X1-3/4	2
12	171437	PIN/CLEVIS	1	68	650706	CS 1/4X2	2
13	171452	PIN	1	69	651160	CP EPSC 5/32 X 1-1/2	4
14	171455	WASHER/SHIM	6	70	653007	HN 5/16	2
15	171467	MOUNT/CYLINDER	1	71	654026	LW 3/8	4
16	171475	BRACE/PIVOT	1	72	653018	HN 1/2	4
17	171589	BRACKET	1	73	654002	FW 1/4	2
18	171590	HOSE ASSY	1	74	654009	FW 1/2	4
19	171591	HOSE ASSY	1	75	654024	LW 5/16	2
20	171592	PLATE	1	76	653010	HN 3/8	4
21	171594	HOSE ASSY	1	77	654030	LW 1/2	4
23	171600	HOSE ASSY	1	78	129376	BEARING PIVOT	2
24	171605	HOSE ASSY	2	79	171953	KIT/SEAL	1
25	171635	SHIM/WASHER	6	80	171872	COIL	2
26	171735	HOSE ASSY	1	81	171876	VALVE	1
27	172086	BRACKET	1	82	171966	KIT/SEAL	1
28	171795	CYLINDER/HYD W/CUSHION	1	83	173818	KIT/SEAL	1
30	918021	ITI/3FT EXTENSION	1	84	068938	ELBOW/90 DEG ADJUSTABLE	1
31	072807	TEE/MALE RUN STR. THD	1			(AFTER SN 2349)	
32	159152	MOTOR/HYDRAULIC	1	85	054994	ADAPTER/STR THD MALE 37°	1
33	174135	STEPPED COUPLER	1			(BEFORE SN 2193)	
34	174129	MOUNT/MOTOR	1	86	113692	FW 13/32	1
35	171371	GUARD	1	87	093519	KIT/SEAL UNIVERSAL	2
				*	055648	TIE/WIRE	10
						* Not Shown	

2109 - OPTIONS & ACCESSORIES (2003 & 2004 YEAR EXTENSIONS)



* LOCATED IN THE HARDWARE BAG

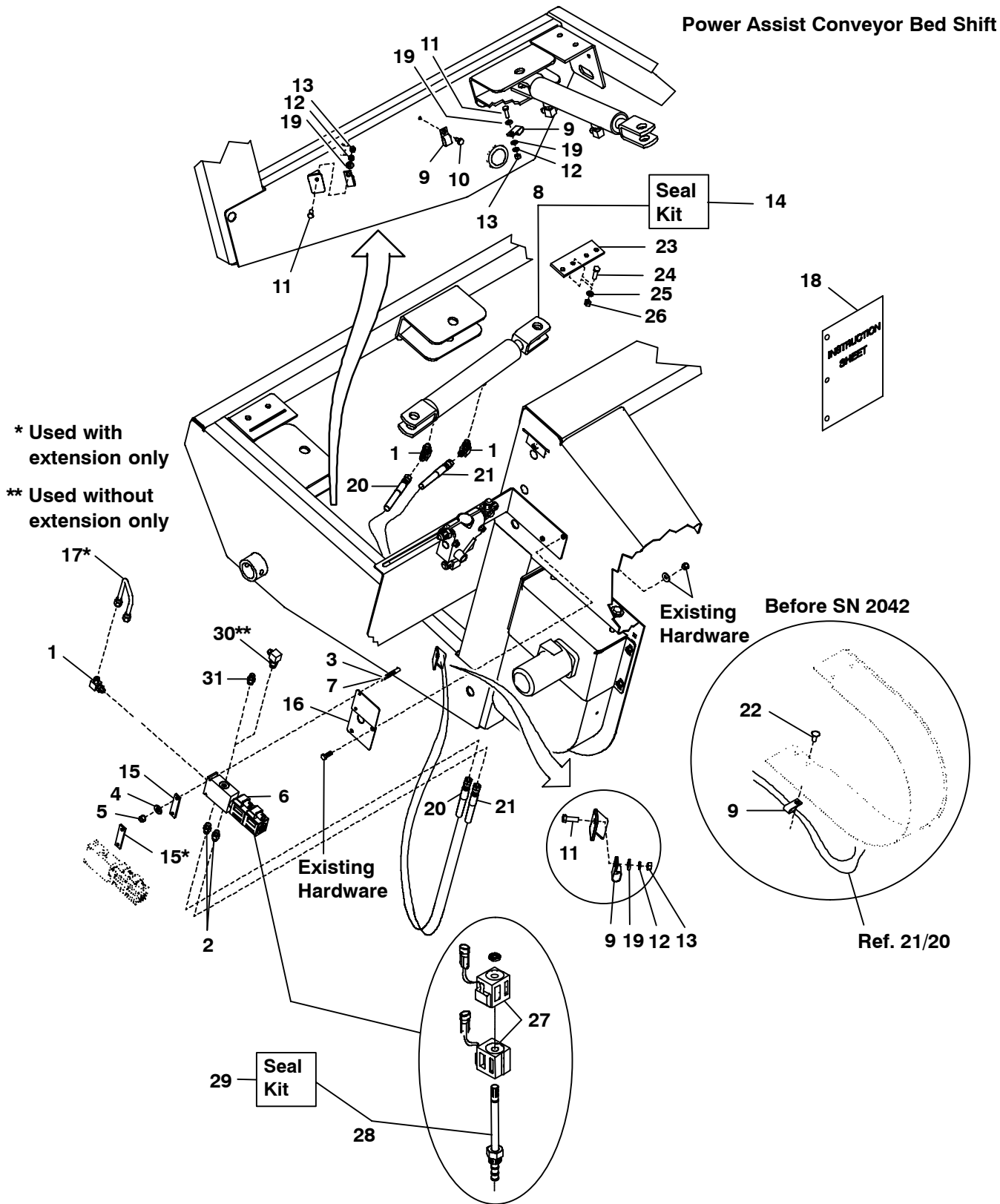


2109 - OPTIONS & ACCESSORIES (2003 & 2004 YEAR EXTENSIONS)

Ref. No.	Part No.	Description	Qty. Req.	Ref. No.	Part No.	Description	Qty. Req.
	808896	EXTENSION/3 FT.	1	36		LOCKTITE	
		CONSISTS OF:		37	650488	CS 3/8X3/4	4
1	054994	ADPTR/STR THD MALE 37°	2	38	650513	KEY/WOODRUFF#15 .25 X 1.0	2
2	067761	ELBOW/MALE 90 DEG	2	39	650985	SCREW/5/16X3/4	4
3	068938	ELBOW/90 DEG ADJUSTABLE	6	40	654026	LW 3/8	4
4	072580	CONNECTOR,MALE	2	41	655026	CP EPSC 1/4 X 1-1/4 Z	1
5	088044	TEE/BRANCH FITTING	1	60	051904	RING/RETAINING1.5"EXTERNAL	1
6	095601	ADAP 40RM-4JICM 90	2	61	071401	HLN INST 1/4	2
7	097918	PIN/CYLINDER	2	62	172318	PIN/ROLL 3/16x1-3/4	2
8	124982	DECAL/WARNING	1	63	210-19470	LN FL SERR 5/16	2
9	171209	GEAR/ASSY	1	64	650488	CS 3/8X3/4	4
		(INCLUDES ITEM 78)		65	650495	CS 1/2X1-1/4	4
10	171336	MANIFOLD/ADAPTER	1	66	650687	CB 5/16X3/4	2
11	171370	VALVE/SELECTOR	1	67	650692	CS 5/16X1-3/4	2
12	171437	PIN/CLEVIS	1	68	650706	CS 1/4X2	2
13	171452	PIN	1	69	651160	CP EPSC 5/32 X 1-1/2	4
14	171455	WASHER/SHIM	6	70	653007	HN 5/16	2
15	171467	MOUNT/CYLINDER	1	71	654026	LW 3/8	4
16	171475	BRACE/PIVOT	1	72	653018	HN 1/2	4
17	171589	BRACKET	1	73	654002	FW 1/4	2
18	171590	HOSE ASSY	1	74	654009	FW 1/2	4
19	171591	HOSE ASSY	1	75	654024	LW 5/16	2
20	171592	PLATE	1	76	653010	HN 3/8	4
21	171594	HOSE ASSY	1	77	654030	LW 1/2	4
23	171600	HOSE ASSY	1	78	129376	BEARING PIVOT	2
24	171605	HOSE ASSY	2	79	171953	KIT/SEAL	1
25	171635	SHIM/WASHER	6	80	171872	COIL	2
26	171735	HOSE ASSY	1	81	171876	VALVE	1
27	172086	BRACKET	1	82	171966	KIT/SEAL	1
28	171795	CYLINDER/HYD W/CUSHION	1	83	173818	KIT/SELECTOR VALVE SEAL	1
30	918021	ITI/3FT EXTENSION	1	84	068938	ELBOW/90 DEG ADJUSTABLE	1
						(AFTER SN 2349)	
31	072807	TEE/MALE RUN STR. THD	1	85	054994	ADAPTER/STR THD MALE 37°	1
						(BEFORE SN 2193)	
32	159152	MOTOR/HYDRAULIC	1	86	093519	KIT/SEAL UNIVERSAL	1
33	171229	COUPLING/MOTOR	1	*	055648	TIE/WIRE	10
34	171366	MOUNT/MOTOR	1				
35	171371	GUARD	1				

* Not Shown

Power Assist Conveyor Bed Shift

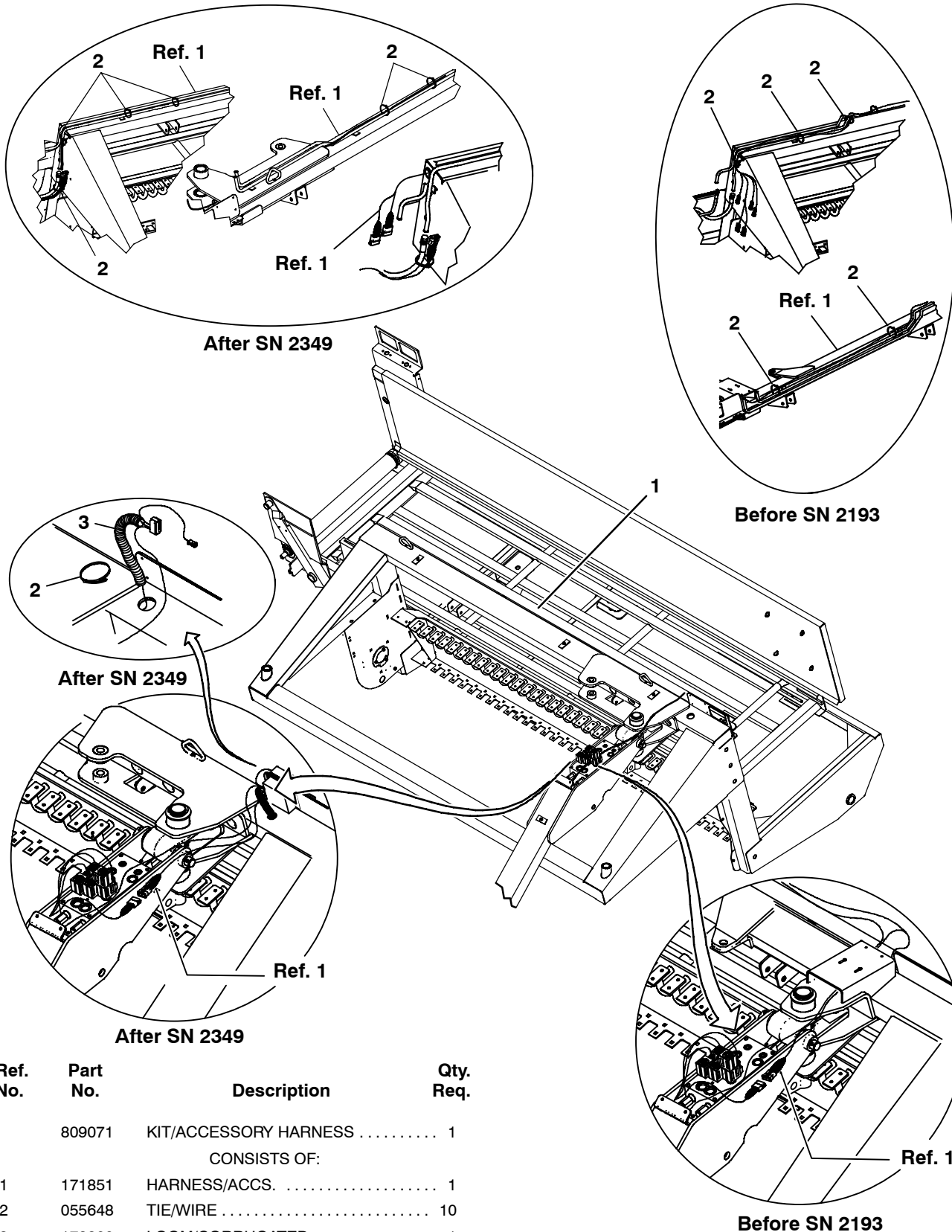


2109 - OPTIONS & ACCESSORIES

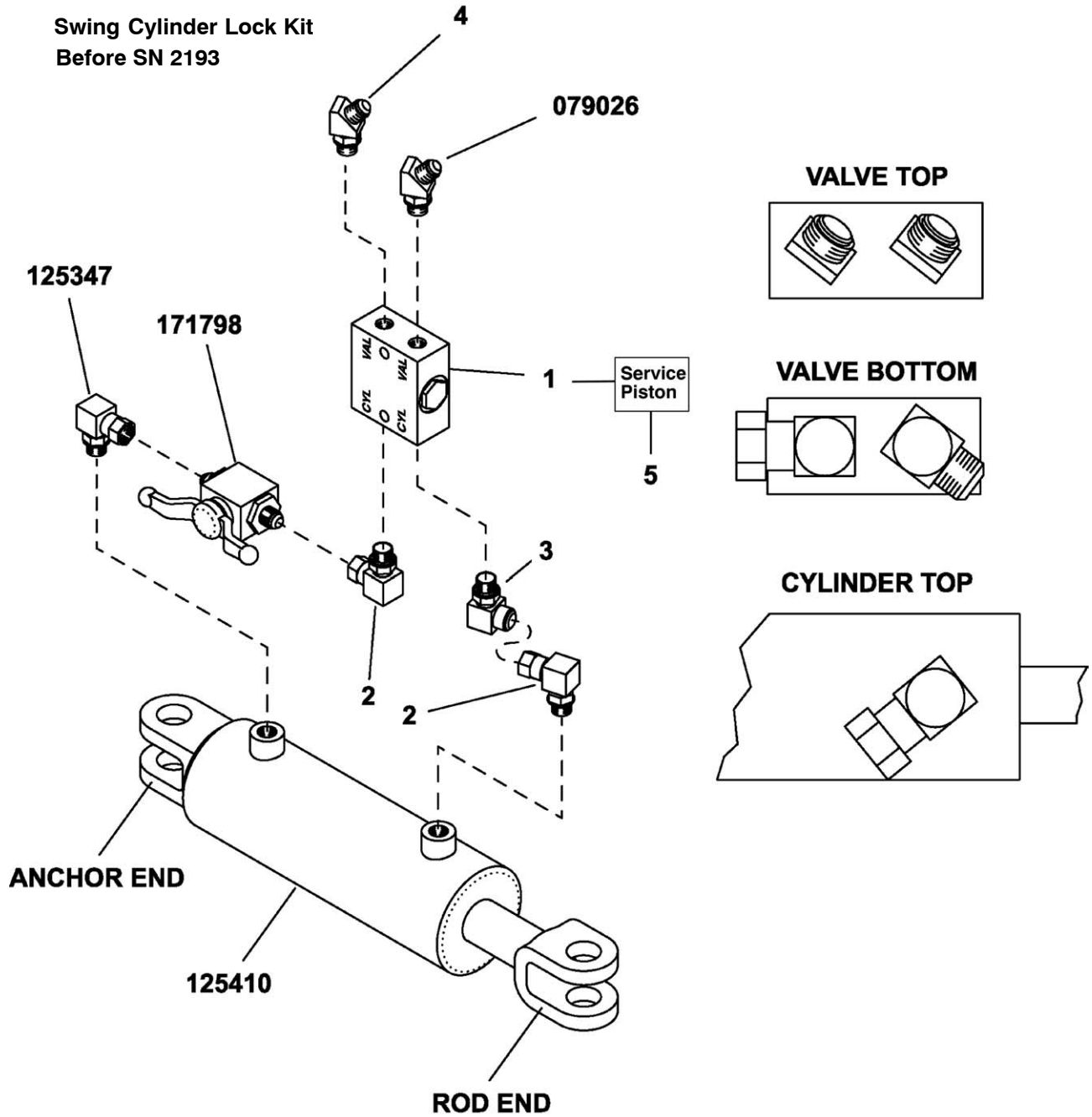
Ref. No.	Part No.	Description	Qty. Req.	Ref. No.	Part No.	Description	Qty. Req.
	809063	SHIFTER/POWER ASST. CONVEYOR . .	1	17	172057	HOSE ASSY.	1
		CONSISTS OF:		18	918027	ITI/POWER CONVEYOR BED SHIFT . .	1
1	068938	ELBOW/90° ADJUSTABLE AIRWAY . . .	2	19	654004	FW 5/16	4
2	054994	ADAPTER/STR THD MALE O 37°	2	20	171855	HOSE ASSY	1
3	650706	CS 1/4X2	2	21	171856	HOSE ASSY	1
4	654002	FW 1/4	2	22	651067	CB SN 3/8X1	1
5	071401	HLN INST 1/4	2			(BEFORE SN 2042)	
6	172817	VALVE/MANIFOLD W/CHECK	1	23	171862	SPACER	2
7	651173	CS 1/4X3-1/2	2	24	650491	CS 3/8X1-1/4	4
8	095145	CYLINDER/2 X 8 BLACK	1	25	654026	LW 3/8	4
9	067880	1/4" HOSE CLAMP	4	26	653010	HN 3/8	4
		(BEFORE SN 2042)		27	171872	COIL	2
10	650985	SCREW/THWH TC USL 5/16X3/4	1	28	171876	VALVE	1
11	650487	CS 5/16X1	3	29	171966	KIT/SEAL	1
12	654024	LW 5/16	3	30	068938	ELBOW/90° ADJUSTABLE AIRWAY . . .	1
13	653007	HN 5/16 C2ZY	3			(AFTER SN 2349)	
14	089693	KIT/HYD CYL REPAIR	1	31	054994	ADAPTER/STR THD MALE O 37°	1
15	171592	PLATE	2			(BEFORE SN 2193)	
16	172086	BRACKET	1	*	055648	TIE/WIRE	6
						* Not Shown	

2109 - OPTIONS & ACCESSORIES

Accessory Harness

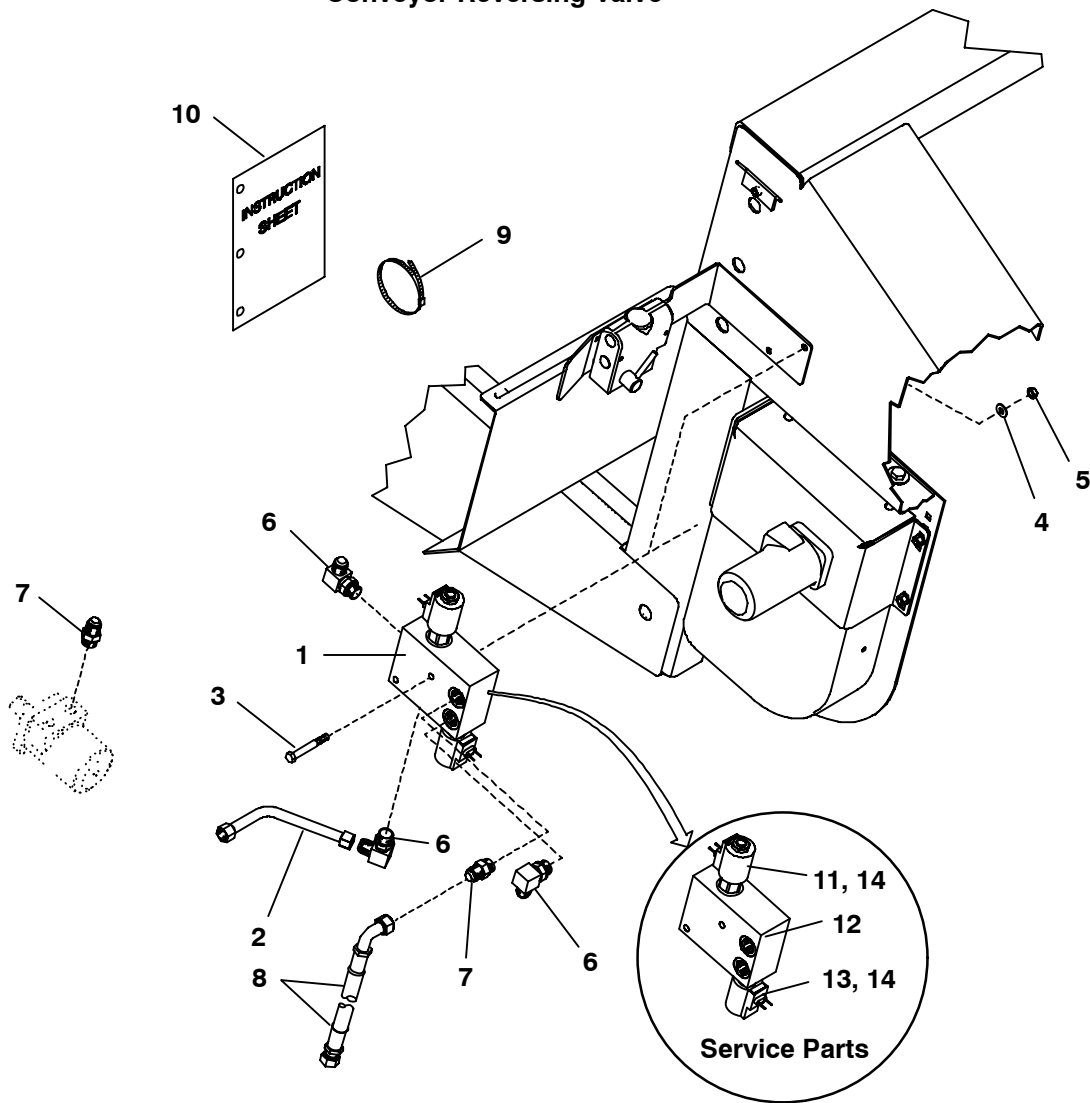


Ref. No.	Part No.	Description	Qty. Req.
	809071	KIT/ACCESSORY HARNESS	1
		CONSISTS OF:	
1	171851	HARNESS/ACCS.	1
2	055648	TIE/WIRE	10
3	172800	LOOM/CORRUGATED	1



Ref. No.	Part No.	Description	Qty. Req.	Ref. No.	Part No.	Description	Qty. Req.
	172105	SWING CYLINDER LOCK KIT	1	3	068938	FITTING/90° O-RING-JIC MALE	1
		(BEFORE SN 2193)		4	079026	FITTING/45° O-RING-JIC MALE	2
		CONSISTS OF:		5	172213a	PISTON/DOUBLE LOA	1
1	144288	VALVE/LOCK	1	a) Not included in 172105 KIT/SWING CYL. LOCK. Only available as a service part for 144288 VALVE/LOCK.			
2	125347	SWIVEL/90° O-RING-JIC FEM	2				

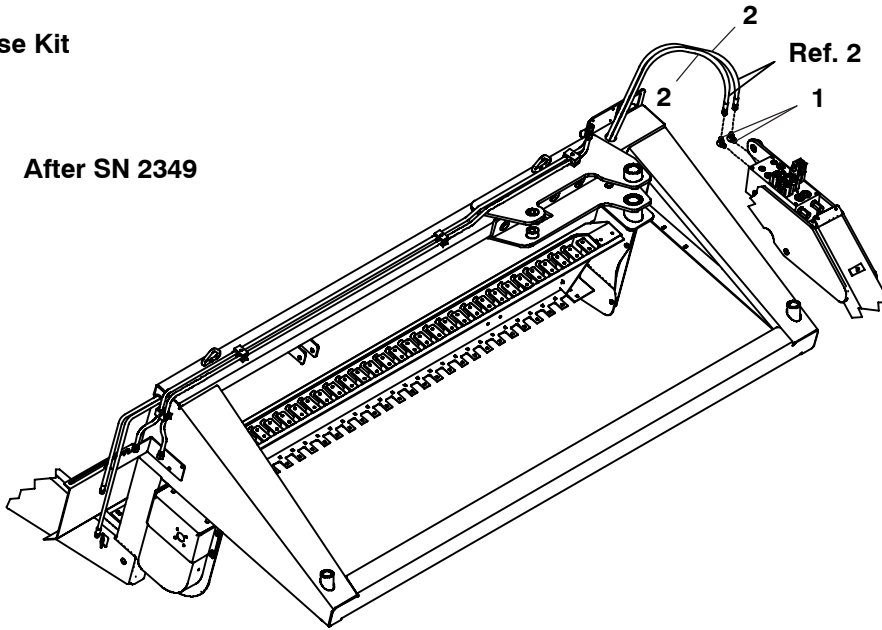
Conveyor Reversing Valve



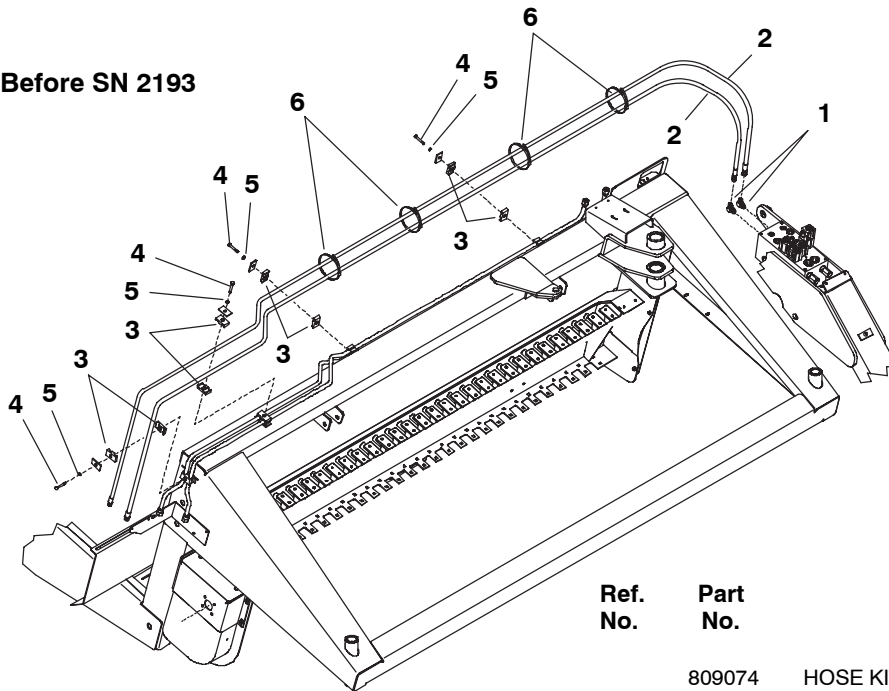
Ref. No.	Part No.	Description	Qty. Req.	Ref. No.	Part No.	Description	Qty. Req.
	809065	CONVEYOR REVERSING VALVE	1	7	072580	CONNECTOR/MALE	2
		CONSISTS OF:		8	171852	HOSE ASSY	1
1	172405	VALVE/REVERSING	1	9	055648	TIE/WIRE	4
		(INCLUDES ITEMS 11-14)		10	918026	ITI/CONVEYOR REVERSING KIT	1
2	171323	TUBE/HYDRAULIC	1	11	173724	VALVE/SPOOL 4W2P	1
3	650731	CS 3/8X3-1/2 C5ZY	2	12	172724	KIT/SEAL	2
4	654006	FW 3/8 AWZY	2	13	172725	VALVE/SPOOL 4W2P	1
5	064840	HLN INST 3/8 FZY	2	14	172726	COIL/12VDC DL	1
6	067761	ELBOW/MALE 90 DEG	3				

Hose Kit

After SN 2349



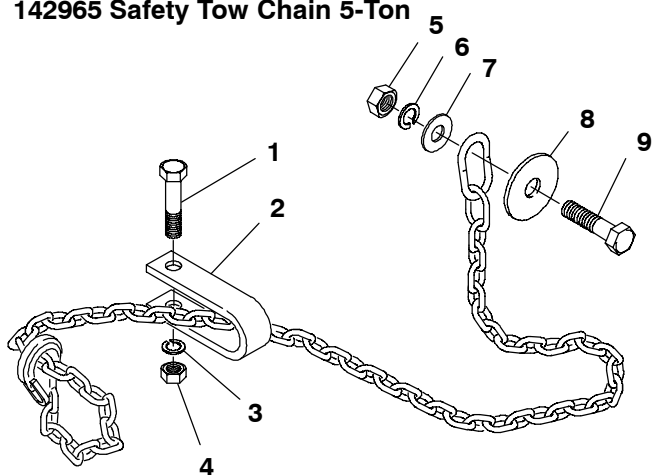
Before SN 2193



Ref. No.	Part No.	Description	Qty. Req.
	809074	HOSE KIT	1
		(BEFORE SN 2193)	
		CONSISTS OF:	
1	068938	ELBOW/90° ADJUSTABLE AIRWAY	2
2	171830	HOSE ASSY	2
3	088904	CLAMP/TUBE 2PCS./SET	4
4	650725	CS 5/16X2-1/4	4
5	654022	LW 1/4	4
6	055648	TIE/WIRE	8

2109 - OPTIONS & ACCESSORIES

142965 Safety Tow Chain 5-Ton



Ref. No.	Part No.	Description	Qty. Req.
	142965	CHAIN/SAFETY TOW 5-TON	1
		CONSISTS OF:	
1	650695	CS 5/8X3-1/2	1
2	080894	CLEVIS	1
3	654032	LW 5/8	1
4	653021	HN 5/8	1
5	653026	HN 3/4	1
6	654034	LW 3/4	1
7	654014	FW 3/4	1
8	069076	FW 25/32	1
9	650172	CS 3/4X3-1/4	1

Index

Numbers

3' Conveyor Extension, 40–47
Power Assist Conveyor Bed
Shift, 48–49

A

Accessory Harness, 50
Axles & Wheels
Single, 35
Tandem, 36

C

Casters, 14–15
Control Box, 34
Conveyor & Platform, 16–21
Conveyor Reversing Valve, 52
Conveyor Shut-off Valve, 39

Cover, 8

D

Decal Application, 2
Decal Locations, 2–5

E

Electrical, 30–33

H

Hitchjack, 7
Hose Kit, 53
Hydraulic Fitting Data,
Inside Back Cover, 60
Hydraulics, 22–29

I

Introduction, Inside Front Cover

P

Paint Notice, 2
Pickup, 8–13

S

Safety Chain, 54
Swing Cylinder Lock Kit
and Reversing Valve, 51

T

Tongue Assembly, 6

V

Vari-Speed Pickup, 37–38

W

Windguard, 14–15

2109 - NUMERICAL INDEX

Part No.	Page No.	Ref. No.	Part No.	Page No.	Ref. No.	Part No.	Page No.	Ref. No.	Part No.	Page No.	Ref. No.
13E29	16	13	055648	31	15	069076	54	8	076313	19	20
13E29	17	13	055648	31	21	071401	24	19	076313	20	20
13E29	18	13	055648	33	15	071401	25	19	076313	21	20
H275	16	17	055648	50	2	071401	45	61	076436	15	3
H275	17	17	055648	52	9	071401	47	61	079026	26	17
H275	18	17	055648	53	6	071401	49	5	079026	51	4
H275	41	43	056148	23	1	071666	24	25	079097	28	3
H275	43	43	056290	23	27	071666	25	25	079098	27	2
H487	16	25	057634	38	1	071700	15	10	079098	28	4
H487	41	48	060471	15	1	071700	31	14	079126	27	7
S16215	11	22	060510	2	1	071700	31	20	080894	54	2
B11335	13	22	060510	4	1	071700	33	14	084159	26	16
B11335	16	16	061930	23	2	071700	33	20	084175	31	10
B11335	17	16	062342	41	1	071701	13	3	084175	33	10
B11335	18	16	062342	43	1	071701	23	22	088044	39	5
B11335	41	42	062643	23	3	071701	34	11	088044	45	5
B11335	43	42	062741	11	2	071703	11	4	088044	47	5
L60986	24	3	062756	6	6	071703	13	4	088904	53	3
L60986	25	3	064260	26	3	071703	19	9	089179	35	15
027003	11	1	064260	28	8	071703	20	9	089693	49	14
045582	15	28	064664	27	4	071703	21	9	093020	2	2
045582	36	21	064840	52	5	071703	41	2	093020	4	2
045660	19	4	066489	13	2	071703	43	2	093366	2	3
045660	20	4	067761	24	1	071706	21	16	093366	4	3
045660	21	4	067761	25	1	071709	15	2	093367	2	4
046001	35	13	067761	39	7	072330	8	5	093367	4	4
046001	36	12	067761	45	2	072330	9	5	093373	2	5
050270	16	18	067761	47	2	072330	11	9	093373	4	5
050270	17	18	067761	52	6	072330	16	29	093519	23	30
050270	18	18	067823	15	25	072330	24	26	093519	24	24
050872	6	21	067847	24	21	072330	45	41	093519	25	24
051904	45	60	067847	25	21	072580	24	2	093519	44	87
051904	47	60	067847	28	12	072580	25	2	093519	46	86
052205	6	5	067847	39	1	072580	28	1	093810	24	4
053891	13	1	067880	49	9	072580	45	4	093810	25	4
053957	36	15	068034	6	10	072580	47	4	094913	2	6
054151	35	12	068034	11	3	072580	52	7	094913	4	6
054152	35	16	068034	15	23	072587	28	15	094914	2	7
054994	26	13	068034	35	2	072807	39	8	094914	4	7
054994	45	1	068034	36	7	072807	45	31	094951	2	8
054994	45	85	068938	45	3	072807	47	31	094951	4	8
054994	47	1	068938	45	84	075128	34	1	095145	49	8
054994	47	85	068938	47	3	076077	35	14	095196	31	23
054994	49	2	068938	47	84	076077	36	13	095601	24	5
054994	49	31	068938	49	1	076100	15	21	095601	25	5
055142	21	15	068938	49	30	076105	15	20	095601	45	6
055648	27	12	068938	51	3	076147	28	16	095601	47	6
055648	29	2	068938	53	1	076161	9	14	095619	34	2

2109 - NUMERICAL INDEX

Part No.	Page No.	Ref. No.	Part No.	Page No.	Ref. No.	Part No.	Page No.	Ref. No.	Part No.	Page No.	Ref. No.
097918	45	7	145216	4	12	158927	13	11	170462	43	6
097918	47	7	145217	2	13	158929	13	12	170619	16	1
112390	2	9	145217	4	13	159152	24	8	170619	17	1
112390	4	9	145218	2	14	159152	25	8	170619	18	1
112645	13	6	145218	4	14	159152	45	32	170667	31	4
112886	31	11	145234	2	15	159152	47	32	170667	33	4
112886	33	11	145234	4	15	159153	23	6	170675	35	10
113026	7	7	153312	36	9	159263	23	10	170676	35	17
113472	8	21	153400	16	2	159274	8	3	170791	6	14
113472	23	11	153400	17	2	159274	9	3	170836	34	21
113692	24	27	153400	18	2	159275	8	2	170944	26	10
113692	45	86	153400	41	3	159275	9	2	170964	36	1
116352	16	19	153400	43	3	159292	23	12	170972	36	2
116352	17	19	154234	19	8	159393	6	2	170973	36	3
116352	18	19	154234	20	8	159433	6	4	170974	36	4
119886	34	3	154234	21	8	159622	15	14	170992	21	13
119899	34	27	155689	13	7	159822	18	4	170993	21	12
122433	2	10	155691	13	8	159825	16	5	171189	19	3
122433	4	10	155700	13	9	159825	17	5	171189	20	3
122778	29	10	155819	23	4	159825	18	5	171189	21	3
124281	15	4	156206	17	3	159849	16	6	171195	15	18
124982	2	11	156206	18	3	159849	17	6	171209	45	9
124982	4	11	156206	43	4	159849	18	6	171209	47	9
124982	45	8	156250	11	5	159852	16	7	171229	25	9
124982	47	8	156318	11	6	159852	17	7	171229	47	33
125347	26	4	156319	8	4	159852	18	7	171230	28	10
125347	51	2	156319	9	4	159909	11	8	171232	15	19
125410	26	5	156641	15	6	159927	35	3	171247	16	23
128015	26	7	156675	6	22	159943	35	5	171247	17	23
129361	31	17	156836	31	1	163957	2	16	171247	18	23
129361	33	17	156836	33	1	163957	4	16	171257	39	6
129376	43	46	156838	31	2	163969	2	17	171299	27	1
129376	45	78	156838	33	2	163969	4	17	171310	27	5
129376	47	78	156839	31	3	167877	34	22	171312	27	6
142931	2	19	156839	33	3	167879	34	20	171323	39	4
142931	4	19	156847	15	26	167880	34	19	171323	52	2
142965	54		156851	15	27	167881	34	24	171329	28	2
143468	6	8	156852	15	8	167882	34	23	171334	26	12
143468	7		156986	15	11	167883	34	18	171336	45	10
143597	7	1	157055	11	7	170127	23	13	171336	47	10
143598	7	6	157153	23	5	170148	23	9	171355	19	1
143600	7	5	157342	15	12	170159	23	14	171355	20	1
143601	7	2	157842	34	4	170301	6	3	171355	21	1
143602	7	4	158064	34	6	170321	6	1	171366	25	6
143610	7	3	158297	19	5	170339	2	20	171366	47	34
144041	38	2	158297	20	5	170339	4	20	171370	45	11
144288	51	1	158297	21	5	170345	26	8	171370	47	11
145216	2	12	158926	13	10	170462	41	6	171371	24	7

2109 - NUMERICAL INDEX

Part No.	Page No.	Ref. No.	Part No.	Page No.	Ref. No.	Part No.	Page No.	Ref. No.	Part No.	Page No.	Ref. No.
171371	25	7	171553	41	12	171786	43	18	172002	34	30
171371	45	35	171553	43	12	171795	45	28	172007	34	29
171371	47	35	171578	41	13	171795	47	28	172008	34	26
171381	19	2	171578	43	13	171798	26	2	172015	34	25
171381	20	2	171585	9	13	171801	13	5	172057	49	17
171381	21	2	171588	9	17	171804	38	9	172086	45	27
171383	19	10	171589	45	17	171830	53	2	172086	47	27
171383	20	10	171589	47	17	171850	24	18	172086	49	16
171383	21	10	171590	45	18	171850	25	18	172091	36	20
171394	19	7	171590	47	18	171851	50	1	172105	51	
171394	20	7	171591	45	19	171852	52	8	172164	16	4
171394	21	7	171591	47	19	171855	49	20	172164	17	4
171395	16	22	171592	45	20	171856	49	21	172186	19	15
171395	17	22	171592	47	20	171862	49	23	172186	20	15
171395	18	22	171592	49	15	171872	29	1	172187	19	12
171395	41	44	171594	45	21	171872	39	9	172187	20	12
171395	43	44	171594	47	21	171872	45	80	172209	19	23
171400	28	9	171600	45	23	171872	47	80	172209	20	23
171402	27	9	171600	47	23	171872	49	27	172213	51	5
171431	9	16	171602	41	14	171875	29	2	172240	8	16
171437	19	17	171602	43	14	171875	39	10	172247	8	15
171437	20	17	171605	45	24	171876	29	3	172255	8	13
171437	21	17	171605	47	24	171876	45	81	172256	8	25
171437	45	12	171615	31	22	171876	47	81	172256	26	1
171437	47	12	171620	35	9	171876	49	28	172256	26	19
171439	26	15	171631	38	4	171877	29	4	172257	8	17
171441	28	14	171633	38	5	171878	29	5	172266	43	7
171447	27	10	171635	45	25	171879	29	6	172267	43	47
171452	45	13	171635	47	25	171880	29	7	172269	36	19
171452	47	13	171636	38	6	171881	29	8	172310	15	15
171455	45	14	171637	38	3	171882	29	9	172314	15	15
171455	47	14	171653	19	18	171937	34	28	172318	19	19
171456	27	11	171653	20	18	171952	16	24	172318	20	19
171457	28	13	171653	21	18	171952	17	24	172318	21	19
171459	26	14	171656	9	15	171952	18	24	172318	45	62
171467	45	15	171690	24	20	171952	41	45	172318	47	62
171467	47	15	171690	25	20	171952	43	45	172381	36	8
171475	45	16	171728	41	16	171953	45	79	172405	52	1
171475	47	16	171728	43	16	171953	47	79	172453	6	23
171482	34	7	171735	45	26	171966	29		172531	26	6
171490	27	13	171735	47	26	171966	45	82	172542	27	9
171514	29	1	171738	8	12	171966	47	82	172544	27	1
171516	2	18	171738	9	12	171966	49	29	172590	19	13
171516	4	18	171740	8	14	171967	29		172590	20	13
171523	34	5	171740	9	19	171967	39	11	172718	8	18
171528	6	16	171784	41	17	171968	29		172724	52	12
171543	6	17	171784	43	17	171969	29		172725	52	13
171548	6	19	171786	41	18	171970	29		172726	52	14

2109 - NUMERICAL INDEX

Part No.	Page No.	Ref. No.	Part No.	Page No.	Ref. No.	Part No.	Page No.	Ref. No.	Part No.	Page No.	Ref. No.
172771	8	24	520093	11	12	650549	38	7	650818	39	3
172800	50	3	520158	11	13	650568	34	14	650834	19	14
172803	31	16	520175	13	15	650573	16	10	650834	20	14
172803	33	16	520205	35	11	650573	17	10	650854	34	17
172817	49	6	520206	36	14	650573	18	10	650858	13	21
173032	6	8	570002	8	7	650573	41	27	650863	31	13
173032	7		570002	9	7	650573	43	27	650863	33	13
173036	7	2	570005	6	15	650577	27	8	650892	28	11
173037	7	3	570005	36	5	650584	31	9	650944	31	18
173038	7	1	570019	41	21	650584	33	9	650944	33	18
173047	7	3	570019	43	21	650594	35	6	650958	38	11
173724	52	11	650172	54	9	650594	36	6	650985	6	18
173742	8	27	650197	23	19	650627	34	15	650985	24	13
173742	9	21	650370	41	23	650644	15	22	650985	25	13
173769	8	26	650370	43	23	650650	6	9	650985	45	39
173769	9	20	650448	15	9	650687	13	19	650985	47	39
173818	45	83	650448	23	26	650687	16	11	650985	49	10
173818	47	83	650448	31	12	650687	17	11	651067	49	22
174111	16	3	650448	33	12	650687	18	11	651086	41	31
174111	41	4	650487	8	20	650687	23	25	651086	43	31
174129	24	6	650487	23	23	650687	41	28	651141	23	20
174129	45	34	650487	49	11	650687	43	28	651160	45	69
174135	24	9	650488	23	21	650687	45	66	651160	47	69
174135	45	33	650488	24	12	650687	47	66	651173	49	7
174317	15	5	650488	25	12	650692	28	6	651201	38	8
174452	41	7	650488	45	37	650692	45	67	651202	31	8
175182	36	10	650488	45	64	650692	47	67	651202	33	8
175183	15	7	650488	47	37	650695	15	16	651233	19	24
175191	15	30	650488	47	64	650695	54	1	651233	20	24
175191	36	23	650490	8	9	650704	16	31	651536	34	8
520063	13	13	650490	9	9	650704	23	15	651621	24	15
520063	16	8	650490	11	14	650706	45	68	651621	25	15
520063	17	8	650490	24	23	650706	47	68	652104	11	23
520063	18	8	650490	25	23	650706	49	3	653005	41	32
520063	41	19	650490	34	13	650725	53	4	653005	43	32
520063	43	19	650491	13	17	650731	52	3	653007	8	22
520065	11	10	650491	41	25	650733	13	20	653007	16	12
520065	16	27	650491	43	25	650733	26	11	653007	17	12
520065	41	50	650491	49	24	650733	28	7	653007	18	12
520084	13	14	650492	13	18	650786	11	15	653007	41	33
520084	16	9	650495	45	65	650786	41	51	653007	43	33
520084	17	9	650495	47	65	650790	8	8	653007	45	70
520084	18	9	650513	24	16	650790	9	8	653007	47	70
520084	41	20	650513	25	16	650791	21	14	653007	49	13
520084	43	20	650513	45	38	650810	23	24	653010	8	11
520085	11	11	650513	47	38	650811	41	29	653010	9	11
520085	16	26	650527	11	16	650811	43	29	653010	11	17
520085	41	49	650542	6	13	650813	34	16	653010	16	28

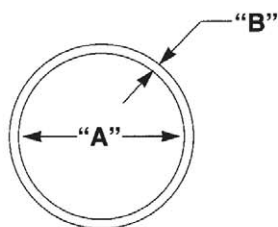
2109 - NUMERICAL INDEX

Part No.	Page No.	Ref. No.	Part No.	Page No.	Ref. No.	Part No.	Page No.	Ref. No.	Part No.	Page No.	Ref. No.
653010	23	16	654004	8	19	654024	43	39	655018	16	20
653010	34	9	654004	11	18	654024	45	75	655018	17	20
653010	41	34	654004	41	37	654024	47	75	655018	18	20
653010	43	34	654004	43	37	654024	49	12	655020	9	18
653010	45	76	654004	49	19	654026	8	10	655020	26	9
653010	47	76	654006	11	19	654026	9	10	655026	25	17
653010	49	26	654006	19	11	654026	11	21	655026	47	41
653018	41	35	654006	20	11	654026	16	30	655048	35	1
653018	43	35	654006	21	11	654026	23	18	655048	36	11
653018	45	72	654006	23	17	654026	24	11	656105	31	6
653018	47	72	654006	24	10	654026	25	11	656105	33	6
653021	54	4	654006	25	10	654026	34	12	808896	41	
653026	54	5	654006	34	10	654026	41	40	808896	43	
653044	19	21	654006	39	2	654026	43	40	808896	45	
653044	20	21	654006	52	4	654026	45	40	808896	47	
653044	21	21	654009	11	20	654026	45	71	809063	49	
653044	23	7	654009	23	8	654026	47	40	809064	39	
653044	41	36	654009	45	74	654026	47	71	809065	52	
653044	43	36	654009	47	74	654026	49	25	809070	38	
653119	35	7	654012	15	13	654030	41	41	809071	50	
653119	36	17	654014	54	7	654030	43	41	809074	53	
654002	6	11	654022	6	12	654030	45	77	918021	45	30
654002	15	24	654022	23	28	654030	47	77	918021	47	30
654002	24	14	654022	41	38	654032	54	3	918026	52	10
654002	25	14	654022	43	38	654034	54	6	918027	49	18
654002	31	19	654022	53	5	654051	16	21	045-31404	6	20
654002	33	19	654024	8	23	654051	17	21	210-19470	45	63
654002	38	10	654024	16	15	654051	18	21	210-19470	47	63
654002	45	73	654024	17	15	654051	35	8	210-19532	19	16
654002	47	73	654024	18	15	654051	36	18	210-19532	20	16
654002	49	4	654024	27	3	655006	15	17	210-19533	8	6
654003	16	14	654024	28	5	655006	19	6	210-19533	9	6
654003	17	14	654024	31	7	655006	20	6	210-32184	19	22
654003	18	14	654024	33	7	655006	21	6	210-32184	20	22
654004	6	7	654024	41	39						

Part No.	Page No.	Ref. No.	Part No.	Page No.	Ref. No.	Part No.	Page No.	Ref. No.	Part No.	Page No.	Ref. No.
----------	----------	----------	----------	----------	----------	----------	----------	----------	----------	----------	----------

NOTES:

O-RING TABLE



FITTING THREAD SIZE	DIAMETER "A"	DIAMETER "B"	GEHL PART NUMBER
9/16 - 18	0.468	0.078	055897
3/4 - 16	0.644	0.087	055896
7/8 - 14	0.755	0.097	055898
1-1/16 - 12	0.924	0.116	048953
1-5/16 - 12	1.171	0.116	058674
1-5/8 - 12	1.475	0.118	077970

Recommended Coupling & Adapter Installation Torque Specifications

For SAE "O" Ring Boss (Steel)

Size		Ft-Lbs (N·m)	
Dash	Fractional (In.)	Minimum	Maximum
-3	3/16	8 (11)	10 (14)
-4	1/4	14 (19)	16 (22)
-5	5/16	18 (24)	20 (27)
-6	3/8	24 (33)	26 (35)
-8	1/2	50 (68)	60 (81)
-10	5/8	72 (98)	80 (108)
-12	3/4	125 (169)	135 (183)
-14	7/8	160 (217)	180 (244)
-16	1	200 (271)	220 (298)
-20	1-1/4	210 (285)	280 (380)
-24	1-1/2	270 (366)	360 (488)







For JIC 37° and 45° (Machined or Flared)

Steel			
Size		Ft-Lbs (N·m)	
Dash	Fractional (In.)	Minimum	Maximum
-4	1/4	10 (14)	11 (15)
-5	5/16	13 (18)	15 (20)
-6	3/8	17 (23)	19 (26)
-8	1/2	34 (46)	38 (52)
-10	5/8	50 (68)	56 (76)
-12	3/4	70 (95)	78 (106)
-16	1	94 (127)	104 (141)
-20	1-1/4	124 (168)	138 (187)
-24	1-1/2	156 (212)	173 (235)
-32	2	219 (297)	243 (330)

TORQUE SPECIFICATIONS

NOTE: Use these torque values when tightening **GEHL** hardware (excluding: locknuts and self-tapping, thread-forming and sheet metal screws) unless specified otherwise.

All torque values are in Lb-Ft except those marked with an * which are Lb-In.
(For metric torque value Nm, multiply Lb-Ft value by 1.355 or Lb-In value by 0.113)

Unified National Thread	Grade 2 		Grade 5 		Grade 8 	
	Dry	Lubed	Dry	Lubed	Dry	Lubed
8-32 8-36	19* 20*	14* 15*	30* 31*	22* 23*	41* 43*	31* 32*
10-24 10-32	27* 31*	21* 23*	43* 49*	32* 36*	60* 68*	45* 51*
1/4-20 1/4-28	66* 76*	50* 56*	9 10	75* 86*	12 14	9 10
5/16-18 5/16-24	11 12	9	17 19	13 14	25	18 20
3/8-16 3/8-24	20 23	15 17	30 35	23 25	45 50	35
7/16-14 7/16-20	32 36	24 27	50 55	35 40	70 80	55 60
1/2-13 1/2-20	50 55	35 40	75 90	55 65	110 120	80 90
9/16-12 9/16-18	70 80	55 60	110 120	80 90	150 170	110 130
5/8-11 5/8-18	100 110	75 85	150 180	110 130	220 240	170 180
3/4-10 3/4-16	175 200	130 150	260 300	200 220	380 420	280 320
7/8-9 7/8-14	170 180	125 140	430 470	320 360	600 660	460 500
1-8 1-14	250 270	190 210	640 710	480 530	900 1000	680 740
Metric Course Thread	Grade 8.8 		Grade 10.9 		Grade 12.9 	
	Dry	Lubed	Dry	Lubed	Dry	Lubed
M6-1	8	6	11	8	13.5	10
M8-1.25	19	14	27	20	32.5	24
M10-1.5	37.5	28	53	39	64	47
M12-1.75	65	48	91.5	67.5	111.5	82
M14-2	103.5	76.5	145.5	108	176.5	131
M16-2	158.5	117.5	223.5	165.5	271	200

GEHL®

Gehl Company, 143 Water Street, P.O. Box 179, West Bend, WI 53095-0179 U.S.A.
www.gehl.com