



MANITOU NORTH AMERICA, INC.

6401 IMPERIAL DRIVE
Waco, TX 76712-6803

NOTE: *Manitou Forklift Manuals are continually updated and subject to change without prior notice. If your Forklift Mast Model or parts are not found in this manual, please contact your dealer or the Manitou North America Parts Department for the latest information and parts availability.*

**8300 SERIES
MONO RAIL MAST
2,100 LB. BASIC CAPACITY

PARTS MANUAL**

For Parts Orders contact your Manitou North America Dealer or call:
Manitou North America, Parts Dept. 800-425-3727 or (254) 799-0232
Parts Dept. Fax: (254) 867-6504 Website: www.manitou-na.com

GENERAL INFORMATION

The purpose of this catalog is to provide illustrations for identifying and ordering Mast components/parts. Because of the multitude of Mast Models and components utilized, the illustrations provide a general description and therefore may not show the *exact* shape or detail of the components/parts represented.

The Mast parts are identified by an Item Number on the illustration or picture page. Find the Item Number for the part desired, then locate that Item Number under the "Items" column following the illustration. The Part Number will be located directly to the right of the Item Number. Also provided is a part Description, Quantity of parts required and the mast Model number.

Most important when ordering parts, is providing the correct serial number as assigned to the mast at the factory. Keep accurate records of all modifications or improvements made to the mast after manufacture. (All Mast modifications must be authorized by K-D Manitou.) Notify the Parts Dept. of any changes that may affect your parts order.

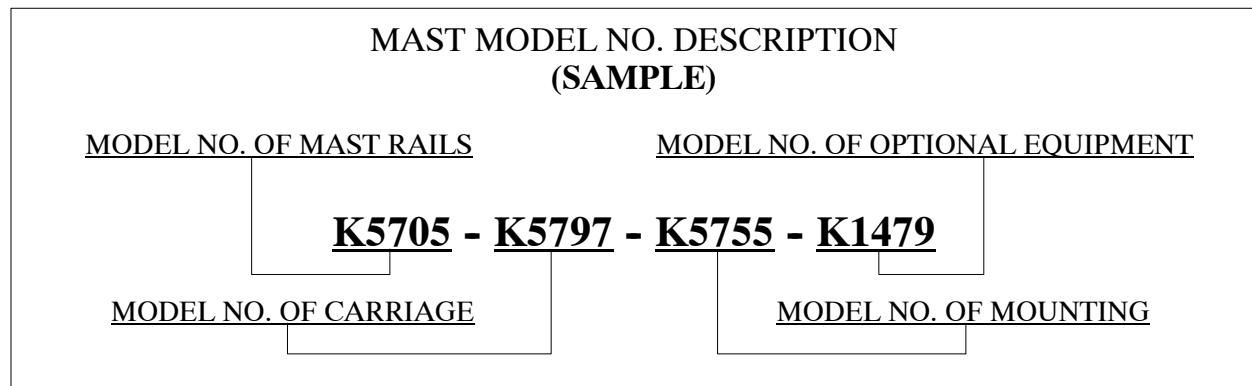
When ordering Mast parts or requesting technical information, the following numbers are required:

Mast Model Number: _____

Mast Serial Number: _____

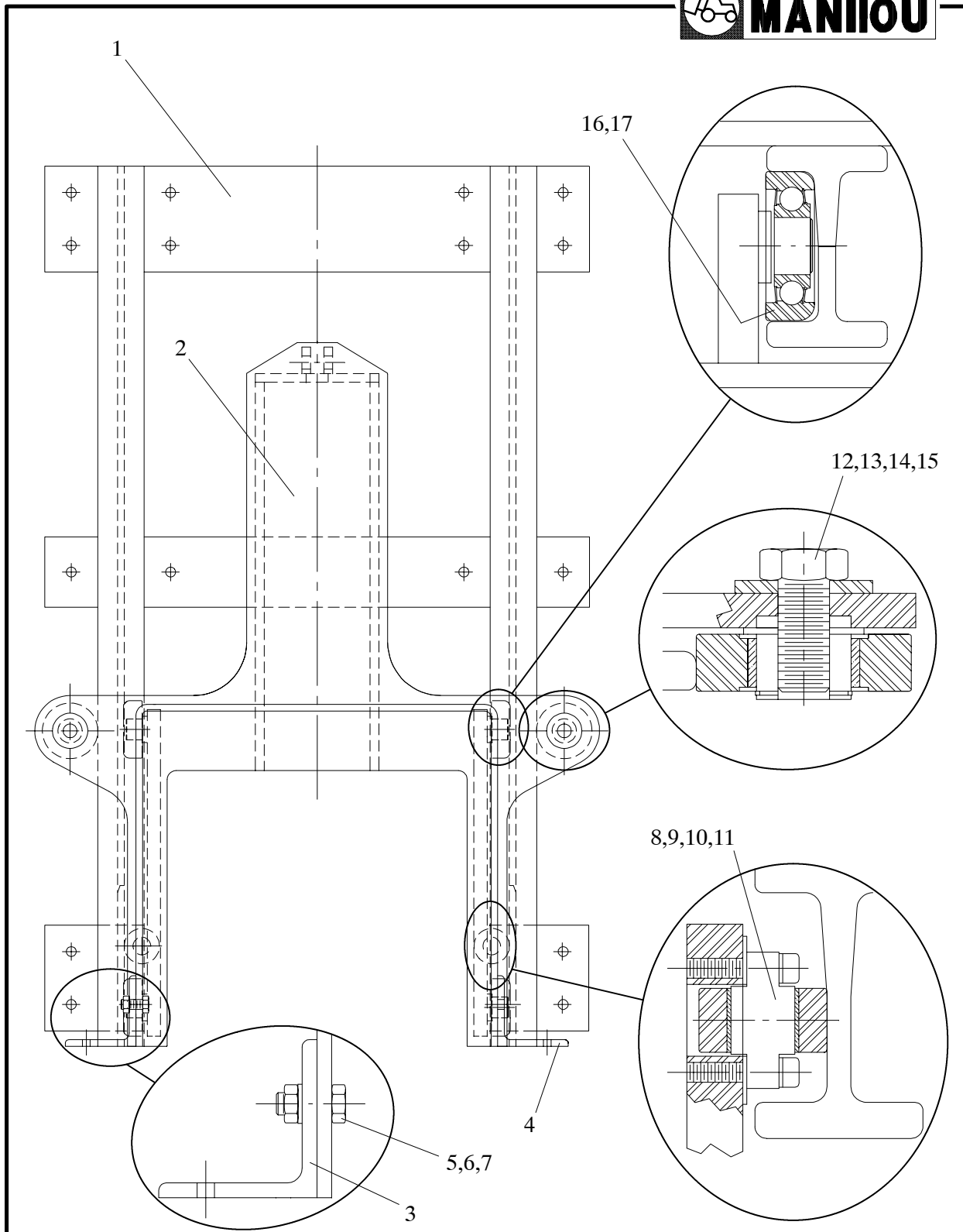
For quick reference it is recommended these numbers be recorded as soon as possible.

The Mast Model Number is stamped on the Identification Plate located on the right side (as viewed from the driver's seat) of the Outer Rail, at or above eye level.



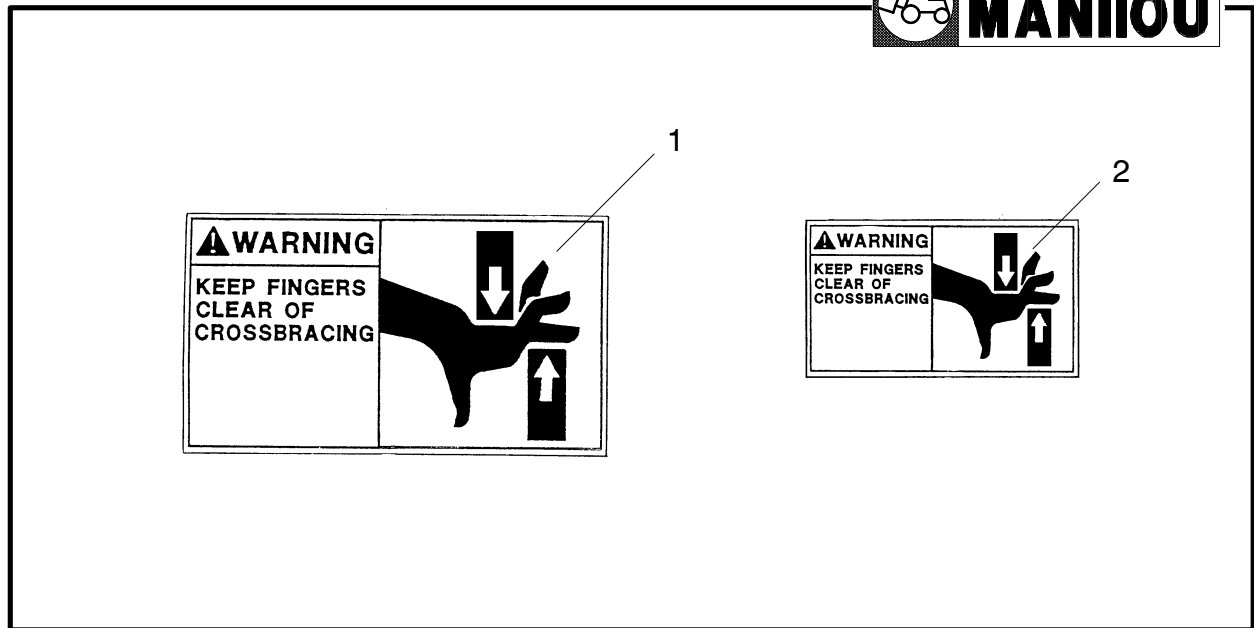
For Parts Orders contact your ***K-D Manitou Dealer*** or call:
K-D Manitou, Inc., Parts Department 1-800-425-3727 or (254) 799-0232.
Parts Dept. Fax: (254) 867-6504 Website: www.kdmanitou.com

K8300 MAST ASSEMBLY



ITEM	PART NUMBER	DESCRIPTION	QTY	MODEL
1	R23410	Rail Assembly	1	K8303
2	R23505	Carriage Assembly	1	
3	R23282	Bracket	1	
4	R23281	Bracket	1	
5	K20472	Bolt, Hex	10	
6	K34809	Washer, Lock	10	
7	K33942	Nut, Hex Jam	10	
8	R4095	Roller	2	
9	R6428	Shaft, Roller	2	
10	K302210	Bolt, Socket Hd	4	
11	K34806	Washer, Lock	4	
12	R3561	Bolt, Hex	2	
13	R3564	Shaft, Roller	2	
14	R3595	Roller	2	
15	K97535	Snap Ring, External	2	
16	R5974	Roller	4	A/R
17	R206	Shim		

DECALS



ITEM	PART NUMBER	DESCRIPTION	QTY	MODEL
1	426643	Decal, "Pinch Point" (2 1/2 x 4 1/2) A/R		ALL
2	426642	Decal, "Pinch Point" (1 1/2 x 2 3/4) A/R		