



BP 249 Z.I.
44 158 ANCENIS CEDEX FRANCE
TEL : 02 40 09 10 11

REF : CD 647010

MAT - HUBMAST - MASTIL

MAST - RAMPA

MC 30 Série 3-E2/E3 M-X 30-4 Série3-E3

M26-2 Série 3-E2/E3 M26-4 Série 3-E2/E3

M30-2 Série 3-E2/E3 M30-4 Série 3-E2/E3

M40-4 Série 3-E2/E3

M50-4 Série 3-E2/E3 M-X 50-4 Série 3-E3

MC 40 POWERSHIFT Série 3-E2/E3

MC 50 POWERSHIFT Série 3-E2/E3

MC 60 POWERSHIFT Série 3-E2/E3

MC 70 POWERSHIFT Série 3-E2/E3

M-X 70-2 Série 3-E3

CATALOGUE PIECES
ERSATZTEILKATALOG
CATALOGO DE PIEZAS
PARTS CATALOGUE
CATALOGO RICAMBI

1ère DATE D'EDITION - 1st DATUM AUSGABE
1ra FECHA EDICION - 1st DATE PUBLICATION
1a DATA DI PUBBLICAZIONE

10 / 2008

| INFORMATION CATALOGUE KATALOG AUSKUNFT INFORMACION CATALOGO CATALOGUE INFORMATION INFORMAZIONI CATALOGO | DATE D'EDITION DATUM AUSGABE FECHA EDICION DATE PUBLICATION DATA DI PUBBLICAZIONE | OBSERVATION BEMERKUNG OBSERVACION OBSERVATION OSSERVAZIONI |
|---|---|--|
| IC 542 | 10 / 2008 | 1ère EDITION - 1st AUSGABE 1ra EDICION - 1st PUBLICATION 1a EDIZIONE |
| IC 681 | 02 / 2012 | MISE A JOUR - ÜBERARBEITUNG PUESTA AL DIA - UP DATING AGGIORNAMENTaO |

IMPORTANT

NOMENCLATURES :

Les pages de texte portent en haut à gauche, un chiffre, ex : 1 et en bas un signe +.

- Le «1» signifie qu'il s'agit de la première page de texte.
- Le «+» indique que la nomenclature n'est pas terminée et qu'il existe d'autres pages à suivre, la dernière page ne comporte pas ce signe +.
- Le signe «X» dans les colonnes Qté = Suivant besoin.

COMMANDES DE PIECES :

Pour passer vos commandes, préciser toujours :

- N° de pièce rechange
- Désignation complète
- Quantité
- Type de machine
- N° dans la série de la machine
- N° d'identification du composant (mât, flèche, cabine, moteur, etc.)

ATTENTION :

Certaines pièces ou montages de pièces illustrés dans ce catalogue sont livrés seulement en option et non avec la machine standard.

SYMBOLISATION :

- ▶ : A partir de (machine, moteur, date, etc.)
|—▶ : Jusqu'à (machine, moteur, date, etc.)
—▶ : Pour (machine, moteur, etc.)
□ □ : Sauf pour (machine, moteur, etc.)
□ □ : Voir planche
◀ : Jusqu'à
● ■ ▲ ★ ⊕ ⊗ ⊙ ⊚ partir } machine N°,
○ □ △ ☆ ⊗ ⊕ ⊙ ⊚ } N° moteur, cabine,
transmission, etc.

WICHTIG

NOMENKLATUR :

Die Textseiten tragen links oben eine Zahl, zum Beispiel : 1 und unten das Zeichen +.

- die Zahl «1» bedeutet, daß es sich um die erste Textseite handelt.
- das Zeichen «+» gibt an, daß die Teileliste nicht abgeschlossen ist und daß noch weitere Seiten folgen werden, auf der letzten Seite ist kein + Zeichen vorgesehen.
- das Zeichen «X» in den Spalten Menge = je nach Bedarf.

BESTELLUNG VON TEILEN :

Bei Ihrer Bestellung bitte immer folgende Daten angeben :

- Nr. des Ersatzteiles
- komplette Bezeichnung
- Menge
- Typ der Maschine
- Seriennummer der Maschine
- Identifikationsnummer des Bestandteiles (Mast, Ausleger, Kabine, Motor, usw.)

ACHTUNG :

Bestimmte in diesem Katalog illustrierte Teile oder Montagen von Teilen werden ausschließlich als Option geliefert und nicht mit der Maschine in ihrer Standardausführung.

SYMBOLISIERUNG :

- ▶ Ab (Maschine, Motor, Datum, usw.)
|—▶ Bis (Maschine, Motor, Datum, usw.)
□ □ : Bei (Maschine, Motor, Datum, usw.)
□ □ : Außer bei (Maschine, Motor, Datum, usw.)
◀ : siehe Tafel
● ■ ▲ ★ ⊕ ⊗ ⊙ ⊚ } Maschine N°,
Motor Nr, kabine,
Transmission, usw.

IMPORTANTE

NOMENCLATURAS :

Las páginas de texto llevan una cifra en la parte superior izquierda, por ejemplo : 1, y un signo + en la parte inferior.

- El «1» significa que se trata de la primera página de texto.
- El «+» indica que la nomenclatura no está terminada y que seguirán otras páginas. La última página no lleva este signo +.
- El signo «X» en las columnas Cant. = Según las necesidades.

PEDIDOS DE PIEZAS :

Cuando efectúe sus pedidos, indique siempre :

- N° de pieza de recambio
- Designación completa
- Cantidad
- Tipo de máquina
- N° en la serie de la máquina
- N° de identificación del componente (mástil, pluma, cabina, motor, etc.)

ATENCIÓN

Ciertas piezas o montajes de piezas ilustrados en este catálogo se suministran únicamente como opción y no con la máquina estándar.

SÍMBOLOS :

- ▶ : A partir de (máquina, motor, fecha, etc.)
|—▶ : Hasta (máquina, motor, fecha, etc.)
□ □ : Para (máquina, motor, etc.)
□ □ : Salvo para (máquina, motor, etc.)
◀ : Ver la lámina
● ■ ▲ ★ ⊕ ⊗ ⊙ ⊚ } máquina N°,
N° motor, cabina,
transmisión, etc.

IMPORTANT

PARTS LISTS :

The text pages have a figure (for example : 1) printed in the top left corner, and a sign at the bottom (+).

- «1» means that this is the first page of text.
- «+» means that the parts list is not finished, and that there are more pages. The last page does not have the «+» sign.
- «X» in the Quantity columns means = according to need.

PARTS ORDER :

When placing an order, always state :

- Spare part ref. number
- Complete description
- Quantity
- Type of machine
- Machine serial number.
- Component identification number
(mast, jib, cab, engine, etc)

CAUTION :

Certain parts, or part assemblies illustrated in this catalogue are only supplied as options, and not with the standard machine.

SYMBOLS :

- └─▶: From (machine, engine, date, etc.)
─▶: Up to (machine, engine, date, etc.)

- □: For (machine, engine, date, etc.)
□ □: Except for (machine, engine, date, etc.)
◀ : See drawing

- ■ ▲ ★ ⊕ ⊙ ⊗ to } machine N°,
○ □ △ ☆ ⊛ ⊞ ⊠ } N° engine, cab,
transmission, etc.

IMPORTANTE

NOMENCLATURA :

Le pagine di testo hanno in alto a sinistra, una cifra, esempio : 1 e in basso un segno +.

- L' «1» significa che si tratta della prima pagina di testo.
- Il «+» indica che la nomenclatura non è terminata e che esistono altre pagine a seguire, l'ultima pagina è senza il segno +.
- Il segno «X» nelle colonne Qtà = secondo il bisogno.

ORDINE DI PEZZI :

Per passare i vostri ordini, precisare sempre :

- N° pezzo di ricambio
- Descrizione completa
- Quantità
- Tipo di macchina
- N° di serie della macchina
- N° d'identificazione componente
(rampa, braccio, cabina, motore, ecc.)

ATTENZIONE :

Alcuni pezzi o montaggio di pezzi illustrati in questo catalogo vengono spediti solamente come optional e non con la macchina standard.

SIMBOLI :

- └─▶: A partire da (macchina, motore, data, ecc.)
─▶: Fino a (macchina, motore, data, ecc.)

- □: Per (macchina, motore, ecc.)
□ □: Escluso per (macchina, motore, ecc)
◀ : Vedere tavola

- ■ ▲ ★ ⊕ ⊙ ⊗ a } macchina N°,
○ □ △ ☆ ⊛ ⊞ ⊠ } N° motore, cabina,
trasmissione, ecc.

PIECES D'ORIGINE

ORIGINAL ERSATZTEILEN

PIEZAS LEGITIMAS

GENUINE PARTS

RICAMBI ORIGINALI



PIECES DE RECHANGE

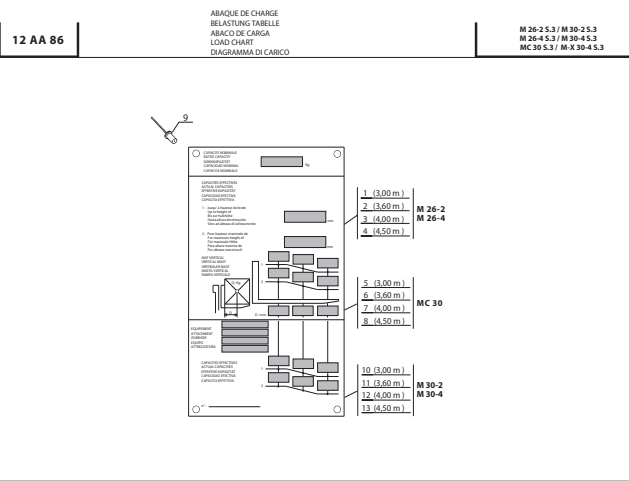
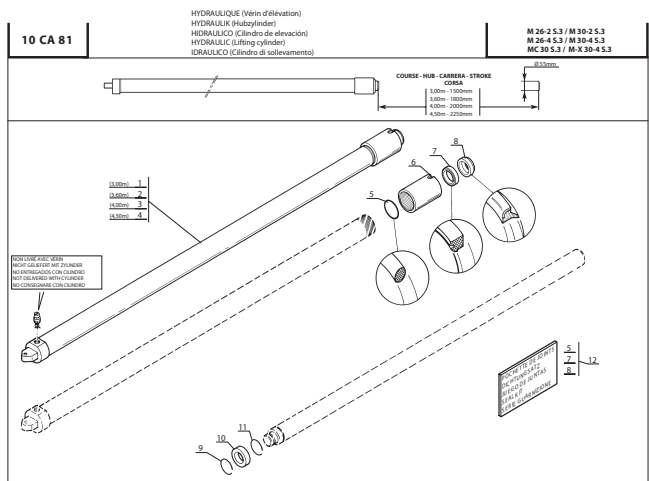


TEL. 02.40.09.10.11

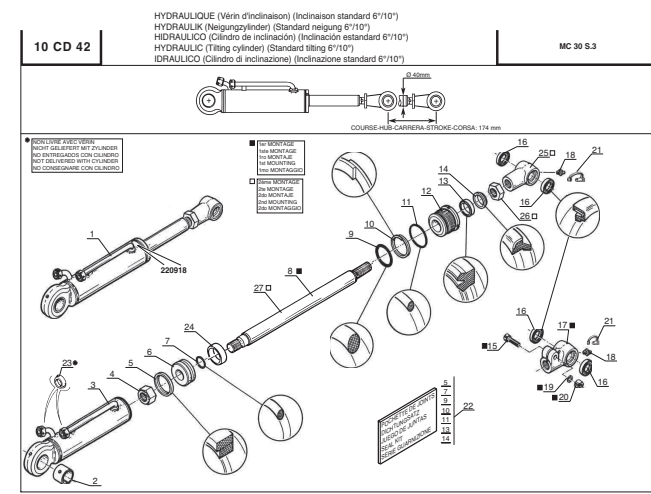
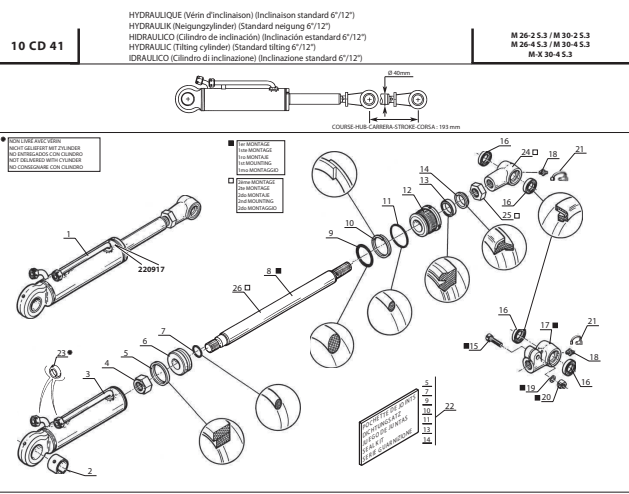
FAX PIECES DE RECHANGE :

FRANCE : 02.72.52.40.37

EXPORT : 00.33.2.72.52.40.37



INCLINAISON MAT DOUBLE
DOPPELT HUBMAST NEIGUNG
INCLINACION MASTIL DOBLE
DOUBLE MAST TILTING
INCLINAZIONE RAMPA DUPLEX



10 CA 169

HYDRAULIQUE (Vérin d'élévation droit)
HYDRAULIK (Recht Hubzylinder)
HIDRAULICO (Cilindro de elevación derecho)
HYDRAULIC (Lifting cylinder)
IDRAULICO (Cilindro di sollevamento destro)

M 26-2.5.3 / M 30-2.5.3
M 26-4.5.3 / M 30-4.5.3
MC 30.5.3 / M-X30-4.5.3

Course - Hub - Carrera - Stroke

| | |
|----------------|----------------|
| 1,00m - 1450mm | 4,00m - 2245mm |
| 1,50m - 1645mm | 5,00m - 2495mm |
| 2,00m - 1745mm | 5,50m - 2745mm |
| 2,50m - 1845mm | 6,00m - 2995mm |
| 3,00m - 1950mm | |

13 / 02 / 12

12 AA 226

ABAQUE DE CHARGE
BELASTUNGSTABELLE
ABACO DE CARGA
LOAD CHART
DIAGRAMMA DI CARICO

M 26-2.5.3 / M 30-2.5.3
M 26-4.5.3 / M 30-4.5.3
MC 30.5.3 / M-X30-4.5.3

| |
|-------------|
| 1 (3,00 m) |
| 2 (3,30 m) |
| 3 (3,50 m) |
| 4 (3,70 m) |
| 5 (4,00 m) |
| 6 (4,50 m) |
| 7 (5,00 m) |
| 8 (5,50 m) |
| 9 (6,00 m) |
| 10 (3,00 m) |
| 11 (3,30 m) |
| 12 (3,50 m) |
| 13 (3,70 m) |
| 14 (4,00 m) |
| 15 (4,50 m) |
| 16 (5,00 m) |
| 17 (5,50 m) |
| 18 (3,00 m) |
| 19 (3,30 m) |
| 20 (3,50 m) |
| 21 (3,70 m) |
| 22 (4,00 m) |
| 23 (4,50 m) |
| 24 (5,00 m) |

13 / 02 / 12

**INCLINAISON MAT DOUBLE
DOPPELT HUBMAST NEIGUNG
INCLINACION MASTIL DOBLE
DOUBLE MAST TILTING
INCLINAZIONE RAMPA DUPLEX**

10 CD 37

HYDRAULIQUE (Vérin d'inclinaison) (Inclinaison standard 6°/12°)
HYDRAULIK (Neigungszylinder) (Standard neigung 6°/12°)
HIDRAULICO (Cilindro de inclinación) (Inclinação estándar 6°/12°)
HYDRAULIC (Tilting cylinder) (Standard tilting 6°/12°)
IDRAULICO (Cilindro di inclinazione) (Inclinazione standard 6°/12°)

M 26-2.5.3-E3 / M 30-2.5.3-E3
M 26-4.5.3-E3 / M 30-4.5.3-E3
M-X30-4.5.3-E3

13 / 02 / 12

10 CD 38

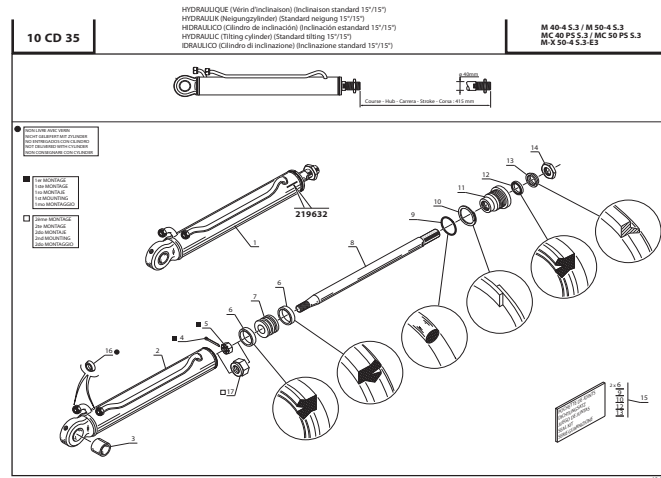
HYDRAULIQUE (Vérin d'inclinaison) (Inclinaison standard 6°/12°)
HYDRAULIK (Neigungszylinder) (Standard neigung 6°/12°)
HIDRAULICO (Cilindro de inclinación) (Inclinação estándar 6°/12°)
HYDRAULIC (Tilting cylinder) (Standard tilting 6°/12°)
IDRAULICO (Cilindro di inclinazione) (Inclinazione standard 6°/12°)

MC 30.5.3

24 / 02 / 09



INCLINAISON MAT DOUBLE
 DOPPELT HUBMAST NEIGUNG
 INCLINACION MASTIL DOBLE
 DOUBLE MAST TILTING
 INCLINAZIONE RAMPA DUPLEX



12/02/12



| | | |
|-----------|--|---|
| 12 AA 437 | <p>INCLINAZIONE NEIGUNG MONTAGE MONTAGE MONTAGE</p> <p>ABAQUE DE CHARGE BEAKTUNG TABELLE ABACO DE CARGA LOAD CHART DIAGRAMMA DI CARICO</p> | MC 60 PS 5.3 / MC 70 PS 5.3 M-X 70-2.5.3 |
|-----------|--|---|

1 3,60 ml
2 4,00 ml
3 4,50 ml

MC 60 PS 5.3

4 3,60 ml
5 4,00 ml
6 4,50 ml

MC 70 PS 5.3

12 / 02 / 12

INCLINAISON MAT DOUBLE
DOPPELT HUBMAST NEIGUNG
INCLINACION MASTIL DOBLE
DOUBLE MAST TILTING
INCLINAZIONE RAMPA DUPLEX

| | | |
|---------|--|--------------|
| 10 CD 8 | <p>HYDRAULIQUE (Vérin d'inclinaison) (Inclinaison standard 15°/15°) HYDRAULIK (Neigungszylinder) (Standard neigung 15°/15°) HIDRAULICO (Cilindro de inclinación) (Inclinaison standard 15°/15°) HYDRAULIC (Tilting cylinder) (Standard tilting 15°/15°) IDRAULICO (Cilindro inclinazione) (Inclinaison standard 15°/15°)</p> | MC 60 PS 5.3 |
|---------|--|--------------|

52 mm
48 mm

◆ POINTS AVEC VERIN
 NOT DELIVERED WITH PISTON ROD
 NO ENTREGADOS CON CILINDRO
 NOT DELIVERED WITH CYLINDER
 NO CONSEGNIARE CON CILINDRO

1 191612
2
3
4
5
6
7
8
9
10
11
12
13
14
15
16

6
7
9
10
12
13
15

19 / 04 / 00

| | | |
|---------|--|---------------------------------|
| 10 CD 9 | <p>HYDRAULIQUE (Vérin d'inclinaison) (Inclinaison standard 15°/15°) HYDRAULIK (Neigungszylinder) (Standard neigung 15°/15°) HIDRAULICO (Cilindro de inclinación) (Inclinaison standard 15°/15°) HYDRAULIC (Tilting cylinder) (Standard tilting 15°/15°) IDRAULICO (Cilindro inclinazione) (Inclinaison standard 15°/15°)</p> | MC 70 PS 5.3-E3 M-X 70-2.5.3 |
|---------|--|---------------------------------|

52 mm
48 mm

◆ POINTS AVEC VERIN
 NOT DELIVERED WITH PISTON ROD
 NO ENTREGADOS CON CILINDRO
 NOT DELIVERED WITH CYLINDER
 NO CONSEGNIARE CON CILINDRO

1 196572
2
3
4
5
6
7
8
9
10
11
12
13
14
15
16

6
7
9
10
12
13
15

11 / 02 / 12



MAT DOUBLE - DOPPELT HUBMAST MASTIL DOBLE - DOUBLE MAST RAMPA DUPLEX

3,60m à / bis / a / to / a 4,50m

Ref : 698 393
à / bis / a / to / a
Ref : 698 397

MC 60 PS S3

Ref : 698 399
à / bis / a / to / a
Ref : 698 403

MC 70 PS S3 / M-X 70-2 S3

2ème MONTAGE
2te MONTAGE
2do MONTAJE
2nd MOUNTING
2do MONTAGGIO

5 AA 107

5 AA 107 - 5 AC 40 - 10 AC 88
10 AD 198 - 10 AD 199
10 CA 72 - 12 AA 523

5 AA 108 - 5 AC 40 - 10 AC 88
10 AD 198 - 10 AD 199
10 CA 72 - 12 AA 523

MC 60 PS
1,60 m 698 393 698 399
4,00 m 698 395 698 401
4,50 m 698 397 698 403

MC 70 PS
1,60 m 698 391 698 397
4,00 m 698 393 698 399
4,50 m 698 395 698 401

11 / 02 / 12

5 AA 108

5 AA 108 - 5 AC 40 - 10 AC 88
10 AD 198 - 10 AD 199
10 CA 72 - 12 AA 523

5 AA 109 - 5 AC 40 - 10 AC 88
10 AD 198 - 10 AD 199
10 CA 72 - 12 AA 523

MC 60 PS
1,60 m 698 393 698 399
4,00 m 698 395 698 401
4,50 m 698 397 698 403

MC 70 PS
1,60 m 698 391 698 397
4,00 m 698 393 698 399
4,50 m 698 395 698 401

11 / 02 / 12

5 AC 40

DOSSERET DE CHARGE
RUCKELNETZLAGEST
COSTILLA DE CARGA
BACK LOAD REST
SPONDA DI CARICO

MC 60 PS S3 / MC 70 PS S3
M-X 70-2 S3

11 / 02 / 12

10 AC 88

HYDRAULIQUE (Branchement vérin d'élevation)
HYDRAULIK (Bohranschlag Hubzylinder)
HIDRAULICO (Divisorio cilindro de elevación)
HYDRAULIC (branch connection fitting cylinder)
IDRAULICO (Cilindro di sollevamento)

MC 60 PS
10 CA 72 (3,60m)
10 CA 72 (4,00m)
10 CA 72 (4,50m)

MC 70 PS
10 CA 73 (3,60m)
10 CA 73 (4,00m)
10 CA 73 (4,50m)

11 / 02 / 12

10 AD 198

RIT HYDRAULIQUE ACCESSOIRE 3ème ELEMENT (Double effet)
KIT 3er ELEMENT ZUBEHÖR HYDRAULIK (Doppeltwirkend)
KIT HIDRAULICO ACCESORIO 3ro ELEMENTO (Doble efecto)
3rd ELEMENT ATTACHMENT HYDRAULIC KIT (Double-acting)
KIT IDRAULICO ACCESSORIO 3 ELEMENTO (Doppio effetto)

MC 60 PS S3 / MC 70 PS S3
M-X 70-2 S3

11 / 02 / 12

10 AD 199

RIT HYDRAULIQUE ACCESSOIRE 4ème ELEMENT (Double effet)
KIT 4er ELEMENT ZUBEHÖR HYDRAULIK (Doppeltwirkend)
KIT HIDRAULICO ACCESORIO 4to ELEMENTO (Doble efecto)
4th ELEMENT ATTACHMENT HYDRAULIC KIT (Double-acting)
KIT IDRAULICO ACCESSORIO 4 ELEMENTO (Doppio effetto)

MC 60 PS S3 / MC 70 PS S3
M-X 70-2 S3

11 / 02 / 12

10 CA 72

HYDRAULIQUE (Vérin d'élevation)
HYDRAULIK (Hubzylinder)
HIDRAULICO (Cilindro de elevación)
HYDRAULIC (Lifting cylinder)
IDRAULICO (Cilindro di sollevamento)

MC 60 PS S3

1800mm : 218 297 (3,60m)
2000mm : 218 298 (4,00m)
2200mm : 218 299 (4,50m)
2300mm : 222 987 (5,00m)
2700mm : 231 766 (5,50m)

11 / 02 / 12

10 CA 73

HYDRAULIQUE (Vérin d'élevation)
HYDRAULIK (Hubzylinder)
HIDRAULICO (Cilindro de elevación)
HYDRAULIC (Lifting cylinder)
IDRAULICO (Cilindro di sollevamento)

MC 70 PS S3
M-X 70-2 S3

1800mm : 218 676 (3,60m)
2000mm : 218 677 (4,00m)
2200mm : 218 678 (4,50m)
2300mm : 233 955 (5,00m)
2700mm : 246 207 (5,50m)

11 / 02 / 12

| | | |
|-----------|--|--|
| 12 AA 523 | <p>HYDRAULIQUE (Vérin d'inclinaison) (Inclinaison standard 15°/15°) BELASTUNGS-TAFEL ABACO DE CARGA LOAD CHART DIAGRAMMA DI CARICO</p> | <p>MC 60 PS 3 / MC 70 PS 3 M-X 70-2.5.3</p> |
| | <p> </p> | |

**INCLINAISON MAT DOUBLE
 DOPPELT HUBMAST NEIGUNG
 INCLINACION MASTIL DOBLE
 DOUBLE MAST TILTING
 INCLINAZIONE RAMPA DUPLEX**

| | | |
|---------|--|---------------------|
| 10 CD 8 | <p>HYDRAULIQUE (Vérin d'inclinaison) (Inclinaison standard 15°/15°) HYDRAULIK (Neigungszylinder) (Standard neigung 15°/15°) HIDRAULICO (Cilindro de inclinación) (Inclinaición estandar 15°/15°) HYDRAULIC (Tilting cylinder) (Standard tilting 15°/15°) IDRAULICO (Cilindro inclinazione) (Inclinazione standard 15°/15°)</p> | <p>MC 60 PS S.3</p> |
| | <p> </p> | |

| | | |
|---------|--|--|
| 10 CD 9 | <p>HYDRAULIQUE (Vérin d'inclinaison) (Inclinaison standard 15°/15°) HYDRAULIK (Neigungszylinder) (Standard neigung 15°/15°) HIDRAULICO (Cilindro de inclinación) (Inclinaición estandar 15°/15°) HYDRAULIC (Tilting cylinder) (Standard tilting 15°/15°) IDRAULICO (Cilindro inclinazione) (Inclinazione standard 15°/15°)</p> | <p>MC 70 PS 5.3 E3 M-X 70-2.5.3</p> |
| | <p> </p> | |



10 CA 172

HYDRAULIQUE (Vérin d'élevation gauche)
 HYDRAULIK (Link Hubzylinder)
 HIDRAULICO (Cilindro de elevación izquierdo)
 IDRAULICO (Cilindro di sollevamento sinistro)

M 26-2.5.3 / M 30-2.5.3
 M 26-4.5.3 / M 30-4.5.3
 MC 30.5.3 / M-X 30-4.5.3

COURSE - HUB - CARRERA - STROKE - CORSA
 1,00m - 140mm 3,70m - 170mm
 3,30m - 140mm 4,00m - 190mm
 3,50m - 190mm 4,50m - 210mm

1 (1,00m) 65107 F3120 71
 2 (3,30m) 65107 F3121 71
 3 (3,50m) 65107 F3122 71
 4 (3,70m) 65107 F3123 71
 5 (4,00m) 65107 F3124 71
 6 (4,50m) 65107 F3125 71

17
 16
 19

13
 12
 11
 10
 9
 8
 7
 6
 5
 4
 3
 2

20
 15
 14
 13
 12
 11
 10
 9
 8
 7
 6
 5
 4
 3
 2

13/02/12 P.40/100

10 CA 219

HYDRAULIQUE (Vérin d'élevation gauche)
 HYDRAULIK (Link Hubzylinder)
 HIDRAULICO (Cilindro de elevación izquierdo)
 IDRAULICO (Cilindro di sollevamento sinistro)

M 26-2.5.3 / M 30-2.5.3
 M 26-4.5.3 / M 30-4.5.3
 MC 30.5.3 / M-X 30-4.5.3

COURSE - HUB - CARRERA - STROKE - CORSA
 1,00m - 140mm 3,70m - 170mm
 3,30m - 140mm 4,00m - 190mm
 3,50m - 190mm 4,50m - 210mm

1 (1,00m) 65110 F3121 71
 2 (3,30m) 65110 F3122 71
 3 (3,50m) 65110 F3123 71
 4 (3,70m) 65110 F3124 71
 5 (4,00m) 65110 F3125 71
 6 (4,50m) 65110 F3126 71

17
 16
 19

13
 12
 11
 10
 9
 8
 7
 6
 5
 4
 3
 2

20
 15
 14
 13
 12
 11
 10
 9
 8
 7
 6
 5
 4
 3
 2

13/02/12 P.40/100

10 CA 173

HYDRAULIQUE (Vérin de levée libre)
 HYDRAULIK (Hebeanzugszylinder)
 HIDRAULICO (Cilindro de levantamiento libre)
 IDRAULICO (free lift cylinder)
 IDRAULICO (Cilindro alzata libera)

M 26-2.5.3 / M 30-2.5.3
 M 26-4.5.3 / M 30-4.5.3
 MC 30.5.3 / M-X 30-4.5.3

COURSE - HUB - CARRERA - STROKE - CORSA
 1,00m - 75mm 3,70m - 90mm
 3,30m - 85mm 4,00m - 100mm
 3,50m - 88mm 4,50m - 110mm

1 (1,00m) 65610 F3052 71
 2 (3,30m) 65610 F3052 71
 3 (3,50m) 65660 F3052 71
 4 (3,70m) 65670 F3052 71
 5 (4,00m) 65680 F3052 71
 6 (4,50m) 65690 F3052 71

23 (3,00m)
 22 (3,30m)
 21 (3,50m)
 20 (3,70m)
 19 (4,00m)
 18 (4,50m)

17
 16
 15
 14
 13
 12
 11
 10
 9
 8
 7
 6
 5
 4
 3
 2

20
 15
 14
 13
 12
 11
 10
 9
 8
 7
 6
 5
 4
 3
 2

13/02/12 P.40/100

12 AA 231

ABACQUE DE CHARGE
 BELOADING TABLE
 ABACO DE CARGA
 LOAD CHART
 DIAGRAMMA DI CARICO

M 26-2.5.3 / M 30-2.5.3
 M 26-4.5.3 / M 30-4.5.3
 MC 30.5.3 / M-X 30-4.5.3

1 (3,00m)
 2 (3,30m)
 3 (3,50m)
 4 (3,70m)
 5 (4,00m)
 6 (4,50m)

M26-2 / M26-4

7 (3,00m)
 8 (3,30m)
 9 (3,50m)
 10 (3,70m)
 11 (4,00m)
 12 (4,50m)

MC30

13 (3,00m)
 14 (3,30m)
 15 (3,50m)
 16 (3,70m)
 17 (4,00m)
 18 (4,50m)

M30-2 / M30-4

13/02/12 P.40/100

**INCLINAISON MAT DOUBLE
 DOPPELT HUBMAST NEIGUNG
 INCLINACION MASTIL DOBLE
 DOUBLE MAST TILTING
 INCLINAZIONE RAMPA DUPLEX**

10 CD 37

HYDRAULIQUE (Vérin d'inclinaison) (Inclinaison standard 6°/12°)
 HYDRAULIK (Neigungszylinder) (Standard neigung 6°/12°)
 HIDRAULICO (Cilindro de inclinación) (Inclinaison estándar 6°/12°)
 IDRAULICO (Cilindro di inclinazione) (Inclinaison standard 6°/12°)

M 26-2.5.3-E3 / M 30-2.5.3-E3
 M 26-4.5.3-E3 / M 30-4.5.3-E3
 M-X 30-4.5.3-E3

COURSE - HUB - CARRERA - STROKE - CORSA 193 mm

1 (1,00m) 218636
 2 (3,30m) 218637
 3 (3,50m) 218638
 4 (3,70m) 218639
 5 (4,00m) 218640
 6 (4,50m) 218641

26
 25
 24
 23
 22
 21
 20
 19
 18
 17
 16
 15
 14
 13
 12
 11
 10
 9
 8
 7
 6
 5
 4
 3
 2

26
 25
 24
 23
 22
 21
 20
 19
 18
 17
 16
 15
 14
 13
 12
 11
 10
 9
 8
 7
 6
 5
 4
 3
 2

13/02/12 P.40/100

10 CD 38

HYDRAULIQUE (Vérin d'inclinaison) (Inclinaison standard 6°/12°)
 HYDRAULIK (Neigungszylinder) (Standard neigung 6°/12°)
 HIDRAULICO (Cilindro de inclinación) (Inclinaison estándar 6°/12°)
 IDRAULICO (Cilindro di inclinazione) (Inclinaison standard 6°/12°)

M 26-2.5.3-E3 / M 30-2.5.3-E3
 M 26-4.5.3-E3 / M 30-4.5.3-E3
 M-X 30-4.5.3-E3

COURSE - HUB - CARRERA - STROKE - CORSA 193 mm

1 (1,00m) 218634
 2 (3,30m) 218635
 3 (3,50m) 218636
 4 (3,70m) 218637
 5 (4,00m) 218638
 6 (4,50m) 218639

26
 25
 24
 23
 22
 21
 20
 19
 18
 17
 16
 15
 14
 13
 12
 11
 10
 9
 8
 7
 6
 5
 4
 3
 2

26
 25
 24
 23
 22
 21
 20
 19
 18
 17
 16
 15
 14
 13
 12
 11
 10
 9
 8
 7
 6
 5
 4
 3
 2

13/02/12 P.40/100

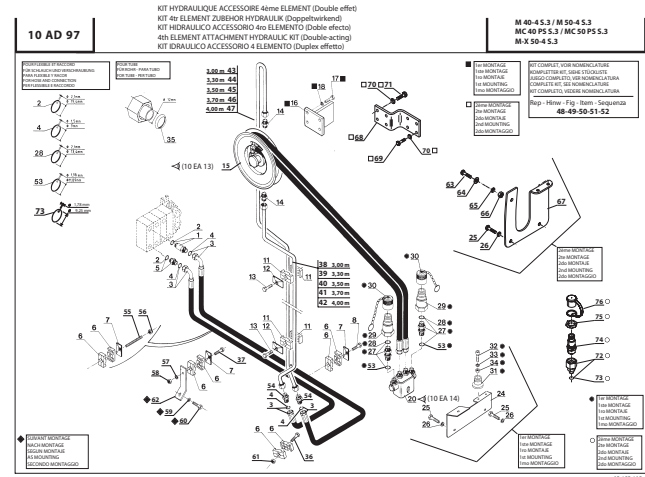
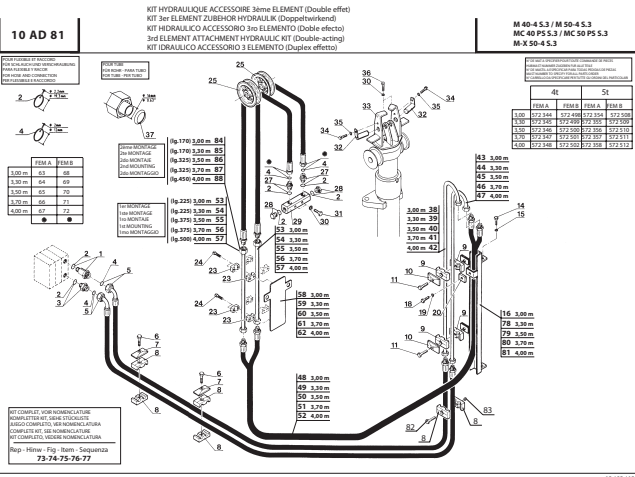
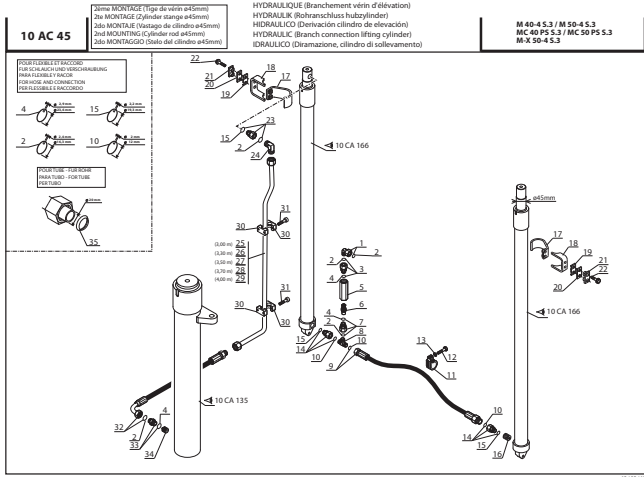
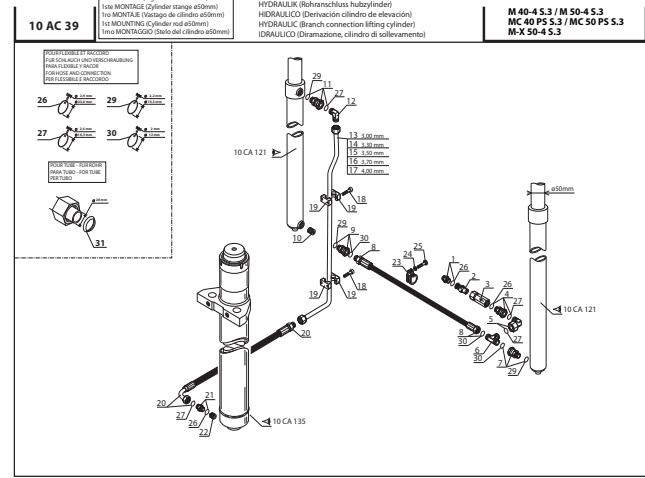
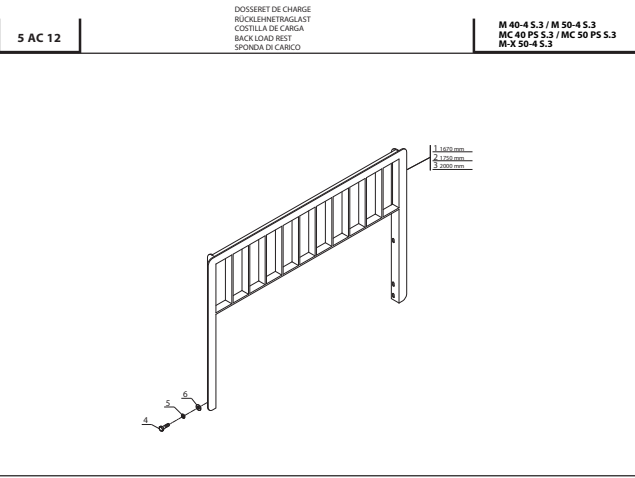
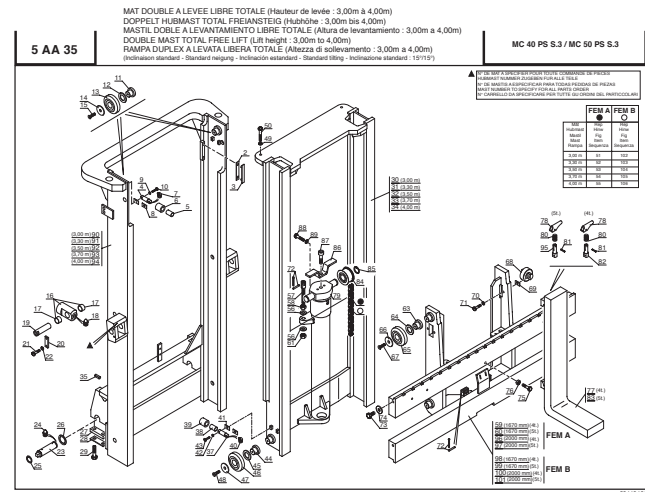
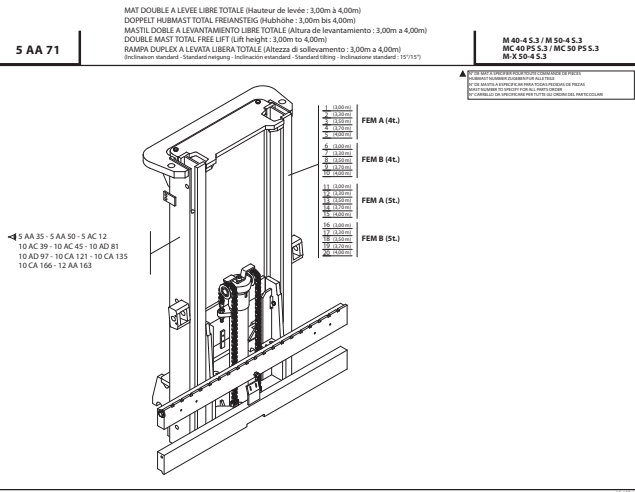
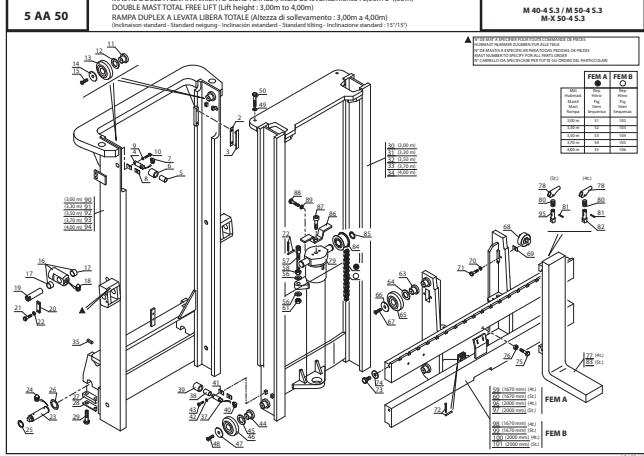


MAT DOUBLE A LEVEE LIBRE TOTALE
DOPPELT HUBMAST TOTAL FREIANSTEIG
MASTIL DOBLE A LEVANTAMIENTO LIBRE TOTAL
DOUBLE MAST TOTAL FREE LIFT
RAMPA DUPLEX A LEVATA LIBERA TOTALE

3,00 m à / bis / a / to / a 4,00m

| | | |
|-------------------------|-------------------------|--------------------|
| FEM A | FEM B | |
| Ref: 572 344 | Ref: 572 498 | M40-4 S3 |
| à / bis / a / to | à / bis / a / to | MC 40 PS S3 |
| Ref: 572 348 | Ref: 572 502 | |
| Ref: 572 354 | Ref: 572 508 | M50-4 S3 |
| à / bis / a / to | à / bis / a / to | MC 50 PS S3 |
| Ref: 572 358 | Ref: 572 512 | M-X 50-4 S3 |

MAT DOUBLE A LEVEE LIBRE TOTALE (Hauteur de levée: 3,00m à 4,00m)
 DOPPELT HUBMAST TOTAL FREIANSTEIG (Hubhöhe: 3,00m bis 4,00m)
 MASTIL DOBLE A LEVANTAMIENTO LIBRE TOTAL (Altura de levantamiento: 3,00m a 4,00m)
 DOUBLE MAST TOTAL FREE LIFT (Lift height: 3,00m to 4,00m)
 RAMPA DUPLEX A LEVATA LIBERA TOTALE (Altezza di sollevamento: 3,00m a 4,00m)
 (Höhepunkt: Standard height, Hubhöhe standard, Standard height, Hubhöhe standard) (15/115)



10 CA 135

HYDRAULIQUE (Vérin de levée libre)
HYDRAULIK (Freiweg Zylinder)
HIDRAULICO (Cilindro de levantamiento libre)
IDRAULICO (Cilindro alzata libera)

M 40-45.3 / M 50-45.3
MC 40 PS 5.3 / MC 50 PS 5.3
M-X 50-45.3

COURSE - HUB - CARRERA - STROKE - CORSA

| | |
|----------------|----------------|
| 3,00m - 750mm | 3,70m - 925mm |
| 3,50m - 875mm | 4,20m - 1050mm |
| 4,00m - 1000mm | |

13/02/12

10 CA 121

HYDRAULIQUE (Vérin d'élevation)
HYDRAULIK (Hubzylinder)
HIDRAULICO (Cilindro de elevación)
IDRAULICO (Cilindro di sollevamento)

M 40-45.3 / M 50-45.3
MC 40 PS 5.3 / MC 50 PS 5.3
M-X 50-45.3

ORIFICE 10/20/3 180 4143

COURSE - HUB - CARRERA - STROKE - CORSA

| | |
|------------|-----------------|
| 3,00 m - 1 | 3,70 m - 185 mm |
| 3,30 m - 2 | 3,70 m + 185 mm |
| 3,60 m - 3 | 4,00 m + 220 mm |
| 3,90 m - 4 | 4,00 m + 220 mm |
| 4,20 m - 5 | |

13/02/12

10 CA 166

HYDRAULIQUE (Vérin d'élevation)
HYDRAULIK (Hubzylinder)
HIDRAULICO (Cilindro de elevación)
IDRAULICO (Cilindro di sollevamento)

M 40-45.3 / M 50-45.3
MC 40 PS 5.3 / MC 50 PS 5.3
M-X 50-45.3

ORIFICE 10/20/3 180 1140

COURSE - HUB - CARRERA - STROKE - CORSA

| | |
|----------------|----------------|
| 3,00m - 1500mm | 3,70m - 1820mm |
| 3,50m - 1625mm | 4,00m - 2000mm |
| 4,00m - 1750mm | |

13/02/12

10 EA 13

HYDRAULIQUE (Détails)
HYDRAULIK (Einzelteile)
HIDRAULICO (Detalles)
IDRAULICO (Dettaglio)

M 40-45.3 / M 50-45.3
MC 40 PS 5.3 / MC 50 PS 5.3
M-X 50-45.3

13/02/12

10 EA 14

HYDRAULIQUE (Détails)
HYDRAULIK (Einzelteile)
HIDRAULICO (Detalles)
IDRAULICO (Dettaglio)

M 26-25.3 / M 26-45.3
M 30-25.3 / M 30-45.3
M 40-45.3 / M 50-45.3
MC 40 PS 5.3 / MC 50 PS 5.3
MC 50.5
M-X 50-45.3 / M-X 50-45.3

13/02/12

12 AA 163

ABAQUE DE CHARGE
RELATING TABLE
ABACO DE CARGA
LOAD CHART
DIAGRAMMA DI CARICO

M 40-45.3 / M 50-45.3
MC 40 PS 5.3 / MC 50 PS 5.3
M-X 50-45.3

13/02/12

**INCLINAISON MAT DOUBLE
DOPPELT HUBMAST NEIGUNG
INCLINACION MASTIL DOBLE
DOUBLE MAST TILTING
INCLINAZIONE RAMPA DUPLEX**

10 CD 35

HYDRAULIQUE (Vérin d'inclinaison) (Inclinaison standard 15°/15°)
HYDRAULIK (Neigungsylinder) (Standard neigung 15°/15°)
HIDRAULICO (Cilindro de inclinación) (Inclinación estándar 15°/15°)
IDRAULICO (Cilindro di inclinazione) (Inclinazione standard 15°/15°)

M 40-45.3 / M 50-45.3
MC 40 PS 5.3 / MC 50 PS 5.3
M-X 50-45.3

COURSE - HUB - CARRERA - CORSA - HUB

13/02/12



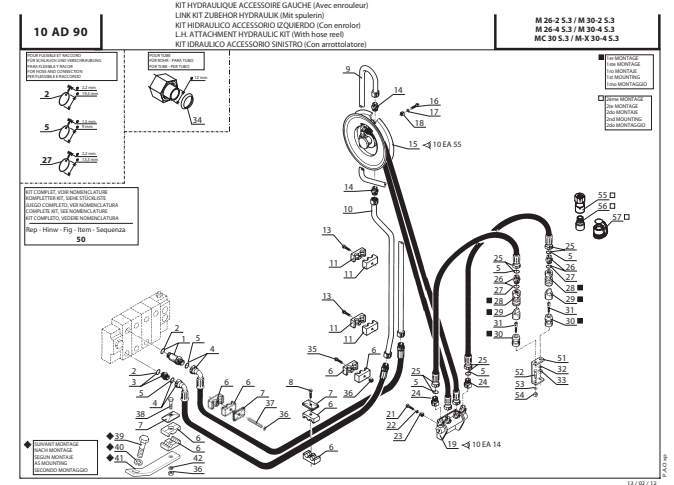
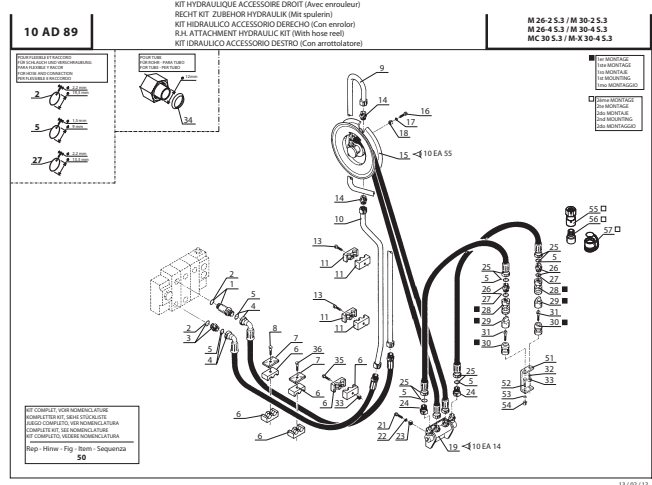
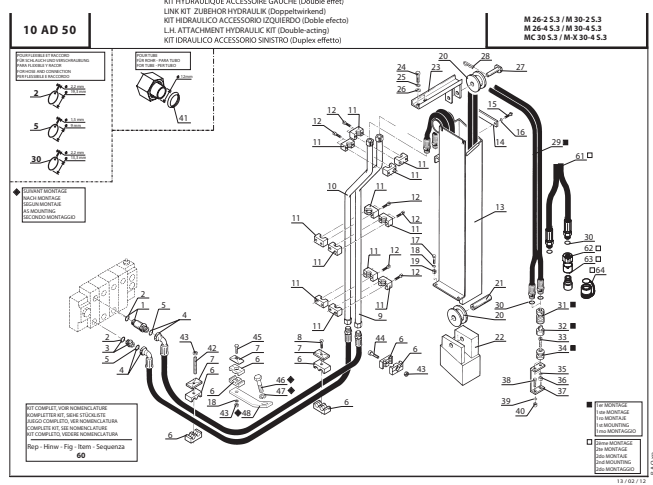
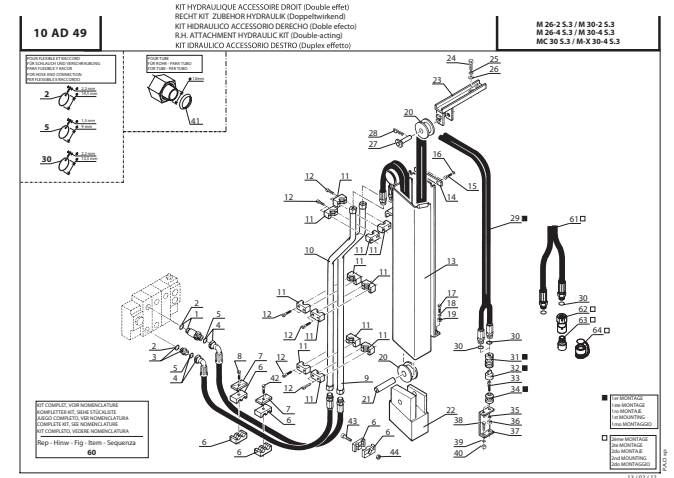
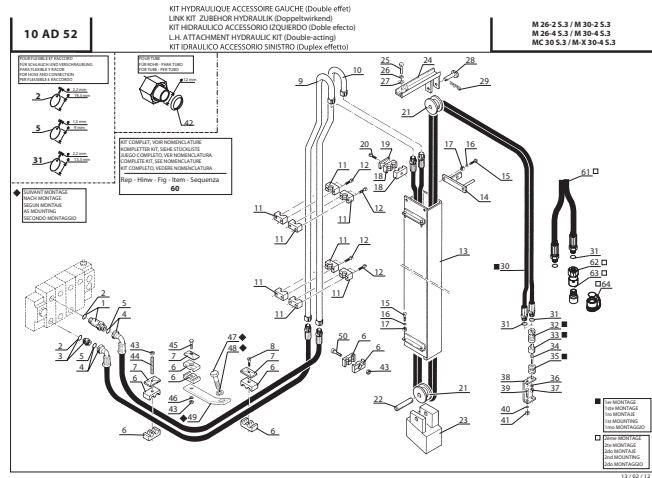
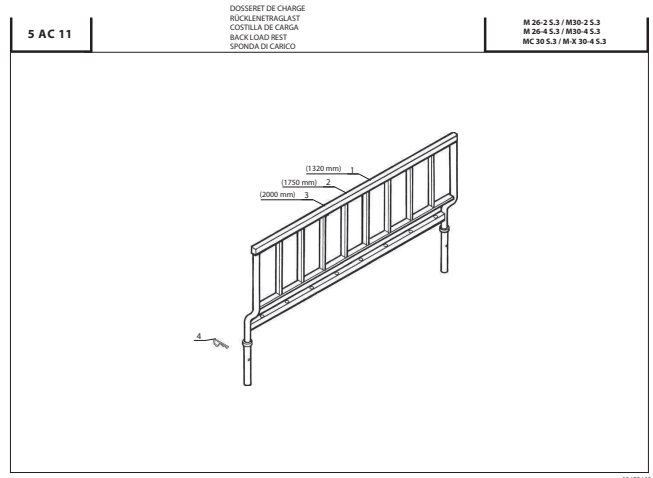
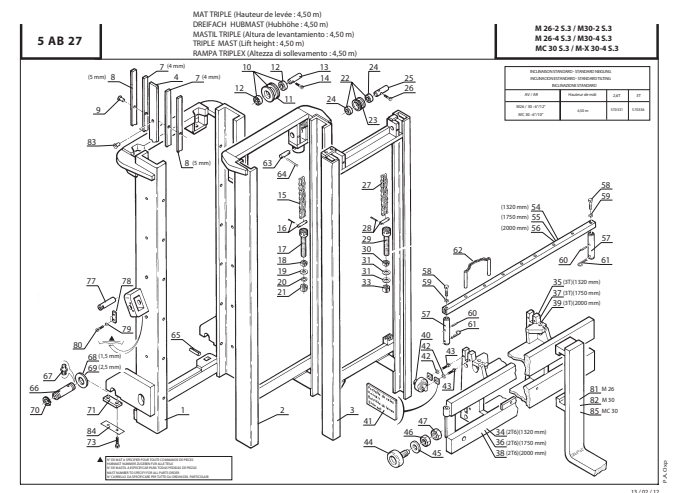
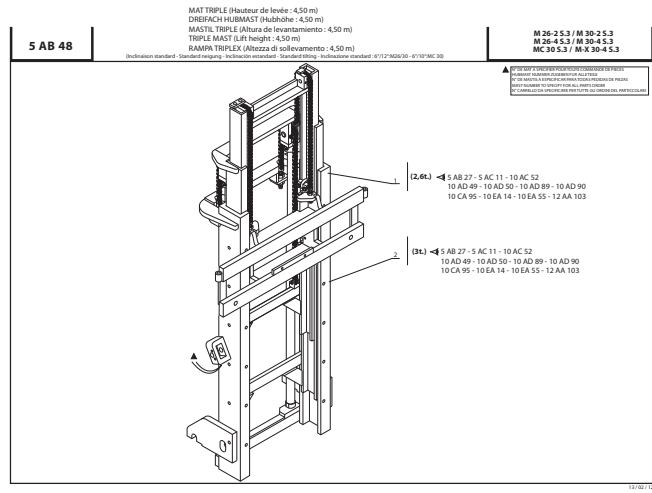
MAT TRIPLE - DREIFACH HUBMAST MASTIL TRIPLE - TRIPLE MAST RAMPA TRIPLEX

(A glissière - Mit gleitbahn - Con guía - With slide face)

4,50 m

Ref : 570 331 | M26-2 S3 / M26-4 S3

Ref : 570 336 | M30-2 S3 / M30-4 S3 / MC 30 S3 / M-X 30-4 S3



| | | |
|----------|--|--|
| 10 CA 95 | HYDRAULIQUE (Vérin d'élevation) HYDRAULIK (Hubzylinder) HIDRAULICO (Cilindro de elevación) HYDRAULIC (Lifting cylinder) IDRAULICO (Cilindro di sollevamento) | M 26-2 5.3 / M 30-2 5.3 M 26-4 5.3 / M 30-4 5.3 MC 30 5.3 / M X 30-4 5.3 |
| | | |

| | | |
|----------|---|--|
| 10 EA 14 | HYDRAULIQUE (Details) HYDRAULIK (Einzelteile) HIDRAULICO (Detalles) HYDRAULIC (Details) IDRAULICO (Dettaglio) | M 26-2 5.3 / M 26-4 5.3 M 30-2 5.3 / M 30-4 5.3 M 40-4 5.3 / M 50-4 5.3 MC 40 PS 5.3 / MC 50 PS 5.3 MC 30 5.3 M X 30-4 5.3 / M X 50-4 5.3 |
| | | |

| | | |
|----------|---|--|
| 10 EA 55 | HYDRAULIQUE (Details) HYDRAULIK (Einzelteile) HIDRAULICO (Detalles) HYDRAULIC (Details) IDRAULICO (Dettaglio) | M 26-2 5.3 / M 30-2 5.3 M 26-4 5.3 / M 30-4 5.3 MC 30 5.3 / M X 30-4 5.3 |
| | | |

| | | |
|-----------|--|--|
| 12 AA 103 | ABAQUE DE CHARGE BELASTUNGSTABELLE ABACO DE CARGA LOAD CHART DIAGRAMMA DI CARICO | M 26-2 5.3 / M 30-2 5.3 M 26-4 5.3 / M 30-4 5.3 MC 30 5.3 / M X 30-4 5.3 |
| | | |

| | | |
|----------|--|--|
| 10 CD 41 | HYDRAULIQUE (Vérin d'inclinaison) (Inclinaison standard 6°/12°) HYDRAULIK (Neigungszylinder) (Standard neigung 6°/12°) HIDRAULICO (Cilindro de inclinación) (Inclinaison estándar 6°/12°) HYDRAULIC (Tilting cylinder) (Standard tilting 6°/12°) IDRAULICO (Cilindro di inclinazione) (Inclinazione standard 6°/12°) | M 26-2 5.3 / M 30-2 5.3 M 26-4 5.3 / M 30-4 5.3 M X 30-4 5.3 |
| | | |

| | | |
|----------|--|-----------|
| 10 CD 42 | HYDRAULIQUE (Vérin d'inclinaison) (Inclinaison standard 6°/10°) HYDRAULIK (Neigungszylinder) (Standard neigung 6°/10°) HIDRAULICO (Cilindro de inclinación) (Inclinaison estándar 6°/10°) HYDRAULIC (Tilting cylinder) (Standard tilting 6°/10°) IDRAULICO (Cilindro di inclinazione) (Inclinazione standard 6°/10°) | MC 30 5.3 |
| | | |

INCLINAISON MAT TRIPLE
DREIFACH HUBMAST NEIGUNG
INCLINACION MASTIL TRIPLE
TRIPLE MAST TILTING
INCLINAZIONE RAMPA TRIPLEX



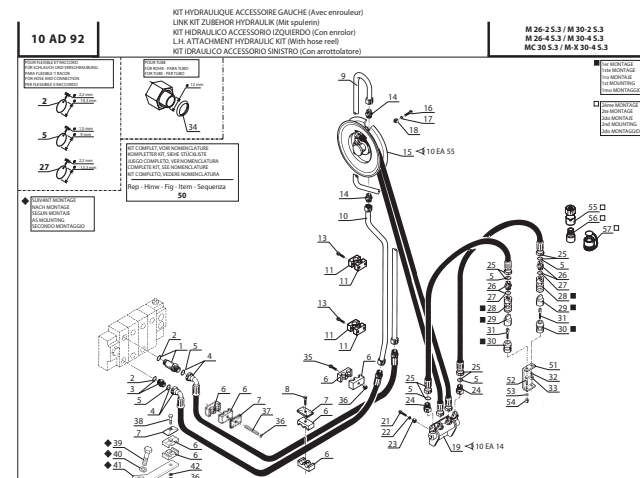
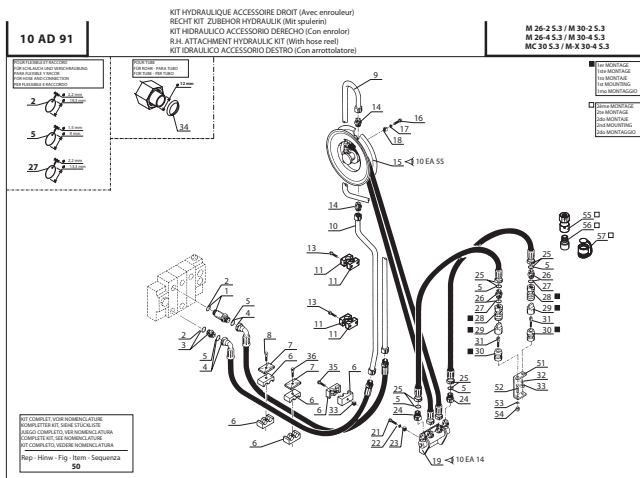
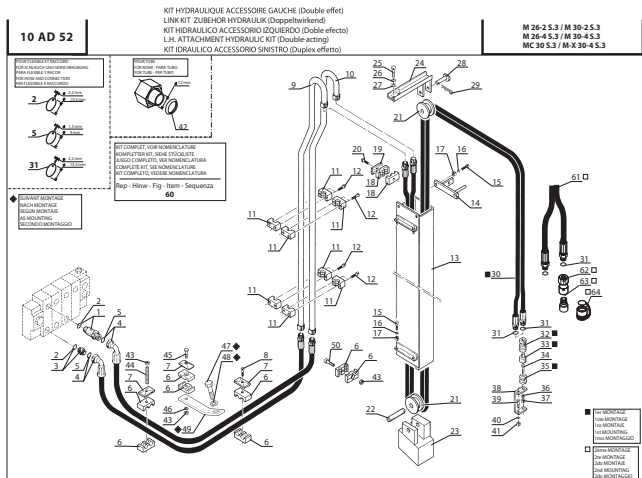
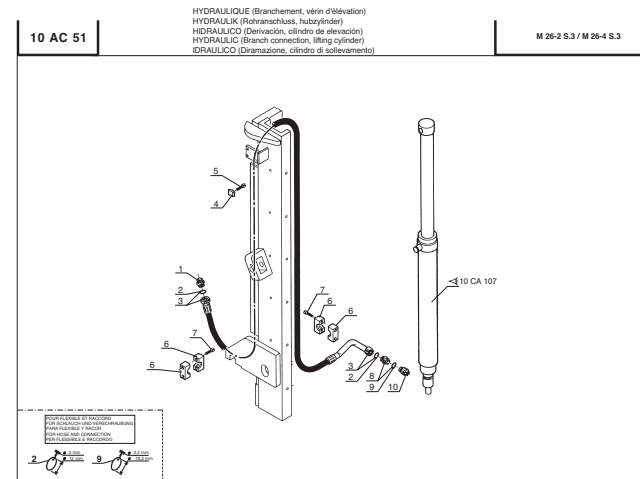
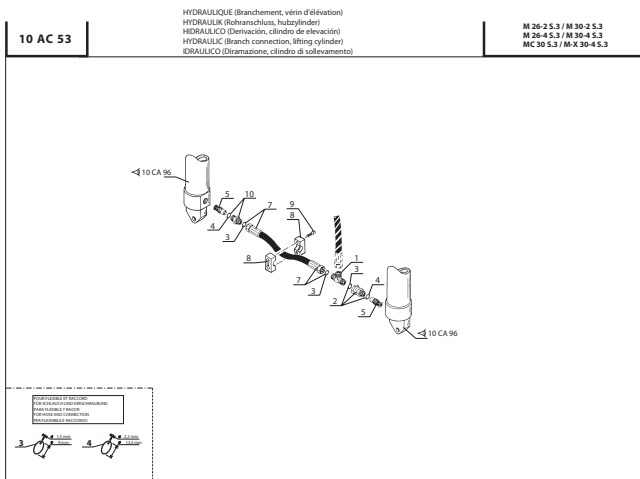
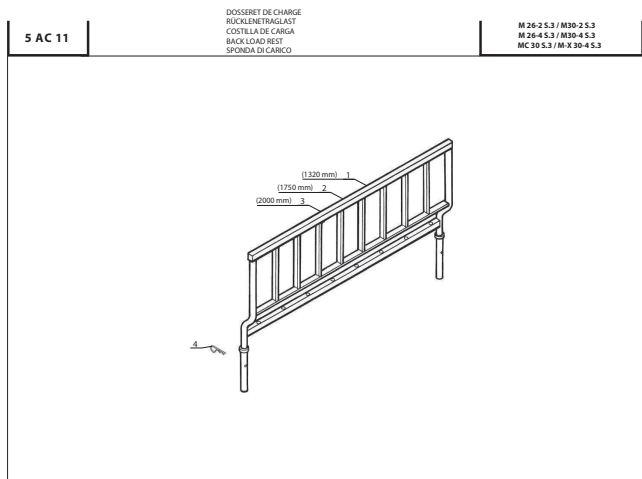
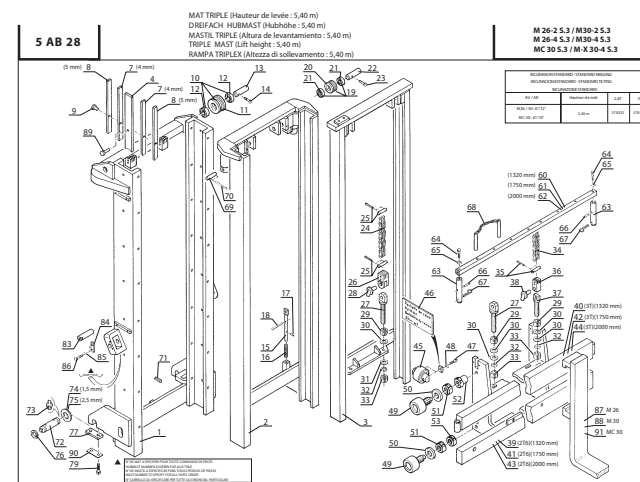
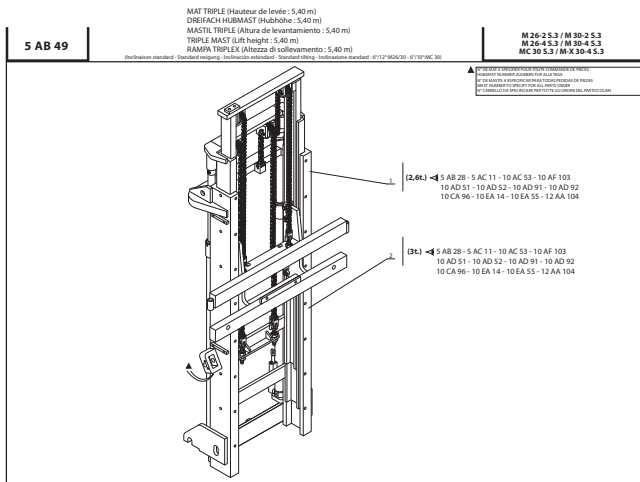
MAT TRIPLE - DREIFACH HUBMAST MASTIL TRIPLE - TRIPLE MAST RAMPA TRIPLEX

(A glissière - Mit gleitbahn - Con guía - With slide face)

5,40 m

Ref : 570 332 | M26-2 S3 / M26-4 S3

Ref : 570 337 | M30-2 S3 / M30-4 S3 / MC 30 S3 / M-X 30-4 S3



| | | |
|--|---|---|
| <p>10 AF 103</p> <p>NON UTILISARE E' PROIBITO FOR USE WITH OTHER CONNECTIONS FOR OTHER THAN THE INTENDED APPLICATIONS NE PAS Utiliser avec d'autres connexions que celles prévues pour l'application prévue</p> | <p>HYDRAULIQUE (Valve d'équilibrage) HYDRAULIK (Abgleichventil) HIDRAULICO (Válvula de equilibrio) HYDRAULIC (Balancing valve) IDRAULICO (Valvola di equilibratura)</p> | <p>M 26-2.5.3 / M 30-2.5.3 M 26-4.5.3 / M 30-4.5.3 MC 30.5.3 / M-X 30-4.5.3</p> |
|--|---|---|

| | | |
|------------------------|---|---|
| <p>10 CA 96</p> | <p>HYDRAULIQUE (Vérin d'élevation) HYDRAULIK (Hubzylinder) HIDRAULICO (Cilindro de elevación) HYDRAULIC (Lifting cylinder) IDRAULICO (Cilindro di sollevamento)</p> | <p>M 26-2.5.3 / M 30-2.5.3 M 26-4.5.3 / M 30-4.5.3 MC 30.5.3 / M-X 30-4.5.3</p> |
|------------------------|---|---|

| | | |
|------------------------|---|--|
| <p>10 EA 14</p> | <p>HYDRAULIQUE (Détails) HYDRAULIK (Einzelteile) HIDRAULICO (Detalles) HYDRAULIC (Details) IDRAULICO (Dettagli)</p> | <p>M 26-2.5.3 / M 26-4.5.3 M 30-2.5.3 / M 30-4.5.3 M 40-4.5.3 / M 50-4.5.3 MC 40 PS.5.3 / MC 50 PS.5.3 MC 30.5.3 M-X 30-4.5.3 / M-X 50-4.5.3</p> |
|------------------------|---|--|

| | | |
|---|---|---|
| <p>10 EA 55</p> <p>NON UTILISARE E' PROIBITO FOR USE WITH OTHER CONNECTIONS FOR OTHER THAN THE INTENDED APPLICATIONS NE PAS Utiliser avec d'autres connexions que celles prévues pour l'application prévue</p> | <p>HYDRAULIQUE (Détails) HYDRAULIK (Einzelteile) HIDRAULICO (Detalles) HYDRAULIC (Details) IDRAULICO (Dettagli)</p> | <p>M 26-2.5.3 / M 30-2.5.3 M 26-4.5.3 / M 30-4.5.3 MC 30.5.3 / M-X 30-4.5.3</p> |
|---|---|---|

| | | |
|-------------------------|--|---|
| <p>12 AA 104</p> | <p>ABRACHE DE CHARGE BEASTUNG TABELLE ABRACO DE CARGA LOAD CHART DIAGRAMMA DI CARICO</p> | <p>M 26-2.5.3 / M 30-2.5.3 M 26-4.5.3 / M 30-4.5.3 MC 30.5.3 / M-X 30-4.5.3</p> |
|-------------------------|--|---|

| | | |
|------------------------|--|---|
| <p>10 CD 41</p> | <p>HYDRAULIQUE (Vérin d'inclinaison) (Inclinaison standard 6°/12°) HYDRAULIK (Neigungszylinder) (Standard neigung 6°/12°) HIDRAULICO (Cilindro de inclinación) (Inclinaición estándar 6°/12°) HYDRAULIC (Tilting cylinder) (Standard tilting 6°/12°) IDRAULICO (Cilindro di inclinazione) (Inclinazione standard 6°/12°)</p> | <p>M 26-2.5.3 / M 30-2.5.3 M 26-4.5.3 / M 30-4.5.3 M-X 30-4.5.3</p> |
|------------------------|--|---|

| | | |
|------------------------|--|------------------|
| <p>10 CD 42</p> | <p>HYDRAULIQUE (Vérin d'inclinaison) (Inclinaison standard 6°/10°) HYDRAULIK (Neigungszylinder) (Standard neigung 6°/10°) HIDRAULICO (Cilindro de inclinación) (Inclinaición estándar 6°/10°) HYDRAULIC (Tilting cylinder) (Standard tilting 6°/10°) IDRAULICO (Cilindro di inclinazione) (Inclinazione standard 6°/10°)</p> | <p>MC 30.5.3</p> |
|------------------------|--|------------------|

**INCLINAISON MAT TRIPLE
DREIFACH HUBMAST NEIGUNG
INCLINACION MASTIL TRIPLE
TRIPLE MAST TILTING
INCLINAZIONE RAMPA TRIPLEX**



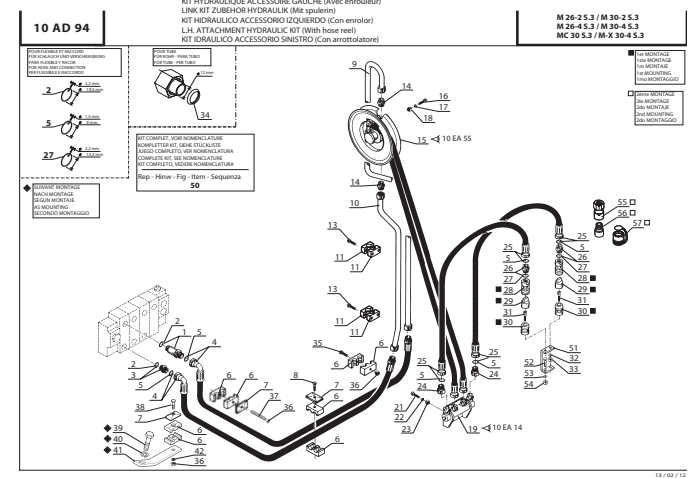
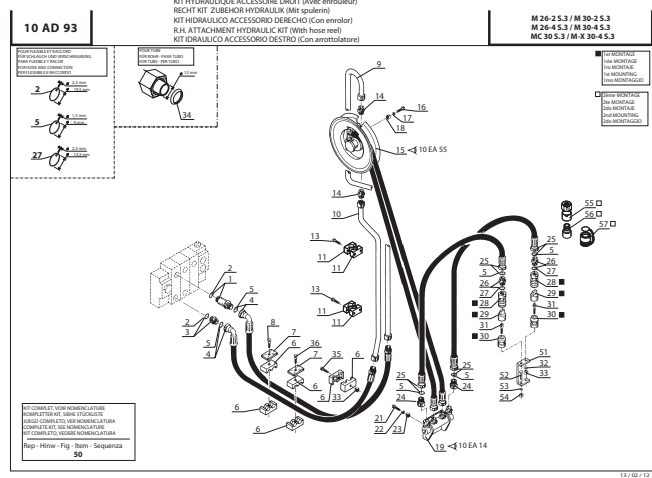
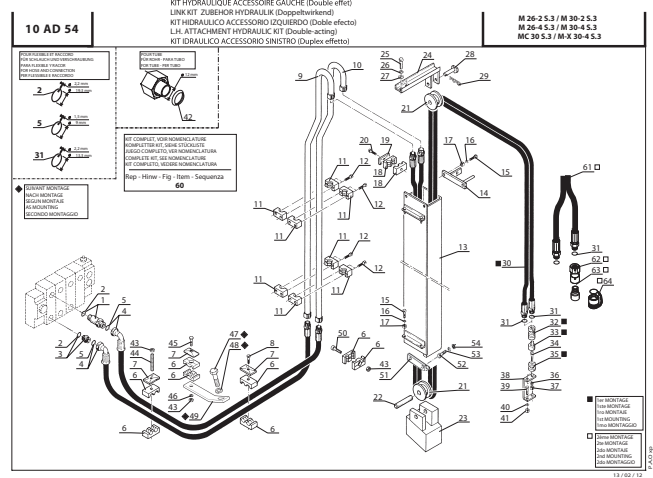
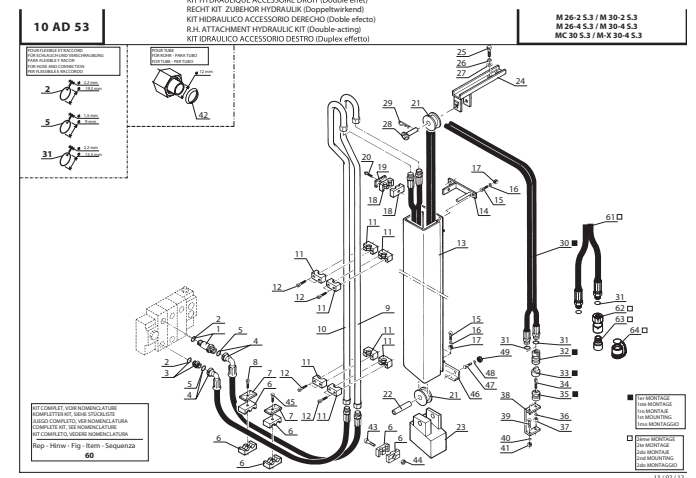
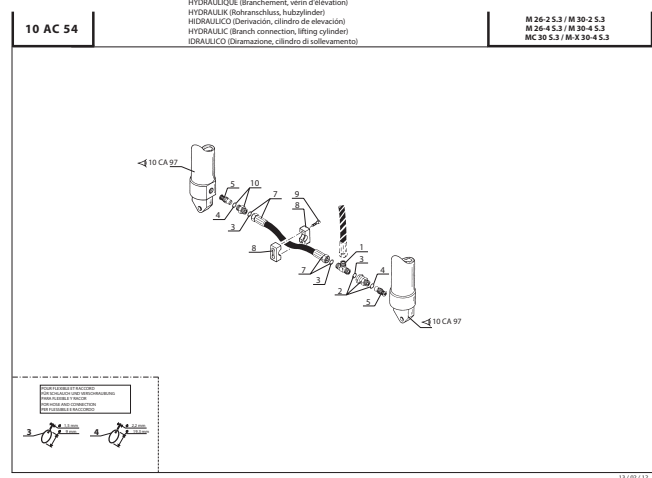
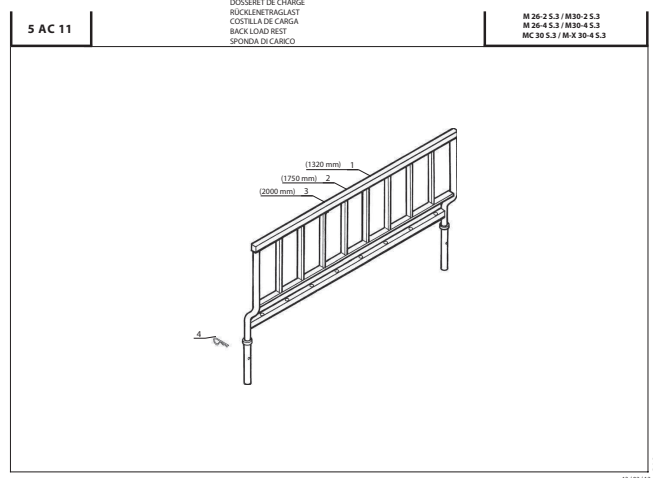
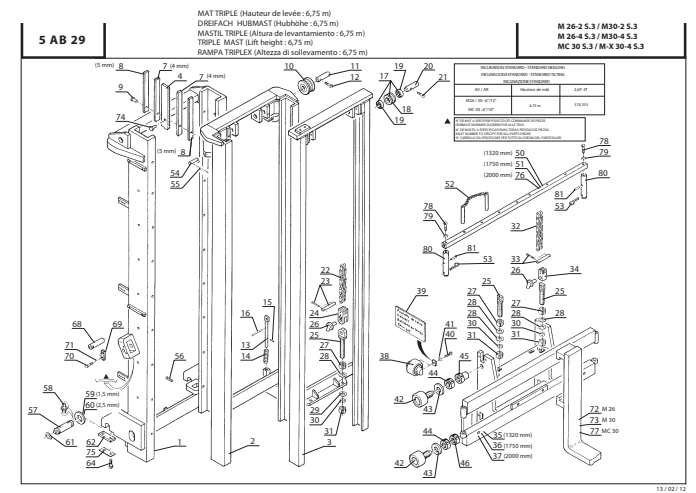
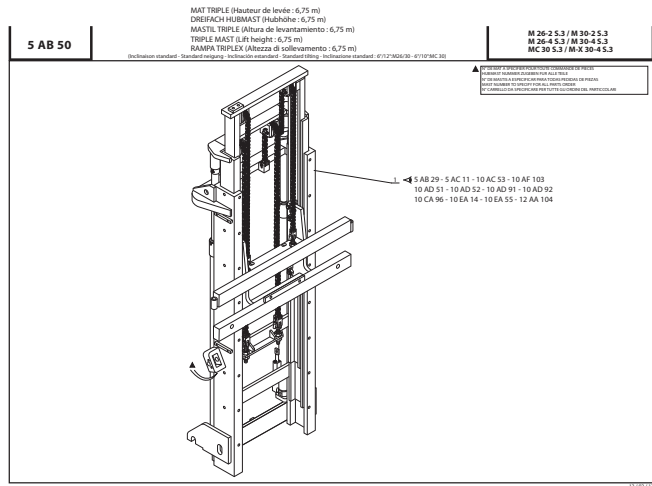
MAT TRIPLE - DREIFACH HUBMAST MASTIL TRIPLE - TRIPLE MAST RAMPA TRIPLEX

(A glissière - Mit gleitbahn - Con guía - With slide face)

6,75 m

Ref : 570 333

M26-2 S3 / M26-4 S3
M30-2 S3 / M30-4 S3 / MC 30 S3 / M-X 30-4 S3



| | | |
|---|---|---|
| <p>10 AF 103</p> <p>NOTICE: SEE INSTRUCTIONS FOR ASSEMBLY AND CONNECTION FOR ALL MODELS AND CONNECTIONS.</p> | <p>HYDRAULIQUE (Valve d'équilibrage) HYDRAULIK (Abgleichen ventile) HYDRAULICO (Válvula de equilibrio) HYDRAULIC (Balancing valve) IDRAULICO (Valvola di equilibratura)</p> | <p>M 26-2.5.3 / M 30-2.5.3 M 26-4.5.3 / M 30-4.5.3 MC 30-5.3 / M-X 30-4.5.3</p> |
|---|---|---|

| | | |
|------------------------|---|---|
| <p>10 CA 97</p> | <p>HYDRAULIQUE (Vérin d'élevation) HYDRAULIK (Hubzylinder) HYDRAULICO (Cilindro de elevación) HYDRAULIC (Lifting cylinder) IDRAULICO (Cilindro di sollevamento)</p> | <p>M 26-2.5.3 / M 30-2.5.3 M 26-4.5.3 / M 30-4.5.3 MC 30-5.3 / M-X 30-4.5.3</p> |
|------------------------|---|---|

| | | |
|------------------------|--|--|
| <p>10 EA 14</p> | <p>HYDRAULIQUE (Détails) HYDRAULIK (Einzelteile) HYDRAULICO (Dettagli) HYDRAULIC (Details) IDRAULICO (Dettaglio)</p> | <p>M 26-2.5.3 / M 30-4.5.3 M 30-2.5.3 / M 30-4.5.3 M 40-4.5.3 / M 50-4.5.3 MC 40 P5.3 / MC 50 P5.3 MC 30-5.3 M-X 30-4.5.3 / M-X 50-4.5.3</p> |
|------------------------|--|--|

| | | |
|--|--|---|
| <p>10 EA 55</p> <p>NOTICE: SEE INSTRUCTIONS FOR ASSEMBLY AND CONNECTION FOR ALL MODELS AND CONNECTIONS.</p> | <p>HYDRAULIQUE (Détails) HYDRAULIK (Einzelteile) HYDRAULICO (Dettagli) HYDRAULIC (Details) IDRAULICO (Dettaglio)</p> | <p>M 26-2.5.3 / M 30-2.5.3 M 26-4.5.3 / M 30-4.5.3 MC 30-5.3 / M-X 30-4.5.3</p> |
|--|--|---|

| | | |
|-------------------------|---|---|
| <p>12 AA 105</p> | <p>ABAQUE DE CHARGE BELASTUNG TABELLE ABACO DE CARGA LOAD CHART DIAGRAMMA DI CARICO</p> | <p>M 26-2.5.3 / M 30-2.5.3 M 26-4.5.3 / M 30-4.5.3 MC 30-5.3 / M-X 30-4.5.3</p> |
|-------------------------|---|---|

| | | |
|------------------------|---|---|
| <p>10 CD 41</p> | <p>HYDRAULIQUE (Vérin d'inclinaison) (Inclinaison standard 6°/12°) HYDRAULIK (Neigungszylinder) (Standard neigung 6°/12°) HYDRAULICO (Cilindro di inclinazione) (Inclinazione standard 6°/12°) HYDRAULIC (Tilting cylinder) (Standard tilting 6°/12°) IDRAULICO (Cilindro di inclinazione) (Inclinazione standard 6°/12°)</p> | <p>M 26-2.5.3 / M 30-2.5.3 M 26-4.5.3 / M 30-4.5.3 MC 30-5.3 / M-X 30-4.5.3</p> |
|------------------------|---|---|

| | | |
|------------------------|---|------------------|
| <p>10 CD 42</p> | <p>HYDRAULIQUE (Vérin d'inclinaison) (Inclinaison standard 6°/10°) HYDRAULIK (Neigungszylinder) (Standard neigung 6°/10°) HYDRAULICO (Cilindro di inclinazione) (Inclinazione standard 6°/10°) HYDRAULIC (Tilting cylinder) (Standard tilting 6°/10°) IDRAULICO (Cilindro di inclinazione) (Inclinazione standard 6°/10°)</p> | <p>MC 30-5.3</p> |
|------------------------|---|------------------|

**INCLINAISON MAT TRIPLE
DREIFACH HUBMAST NEIGUNG
INCLINACION MASTIL TRIPLE
TRIPLE MAST TILTING
INCLINAZIONE RAMPA TRIPLEX**

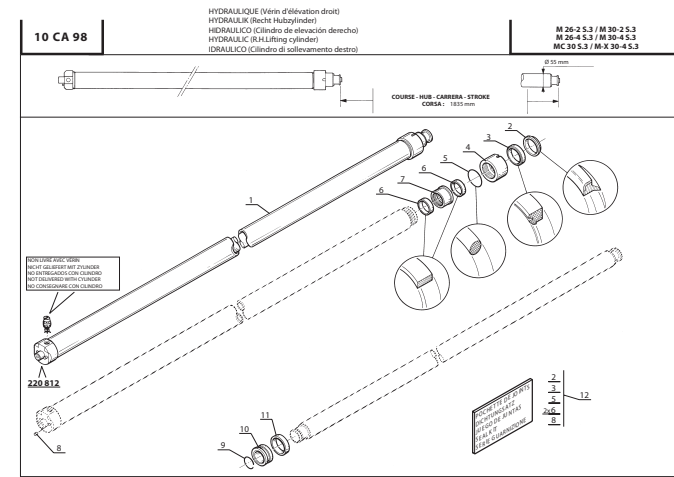
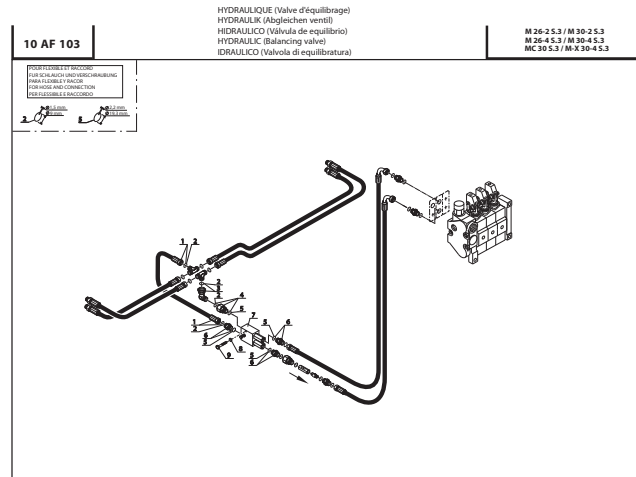
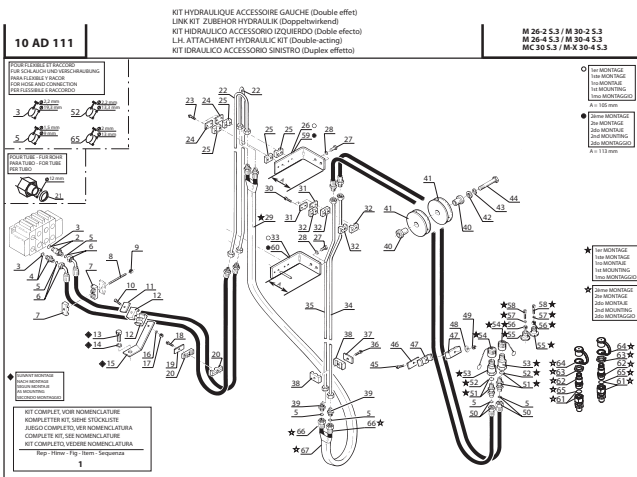
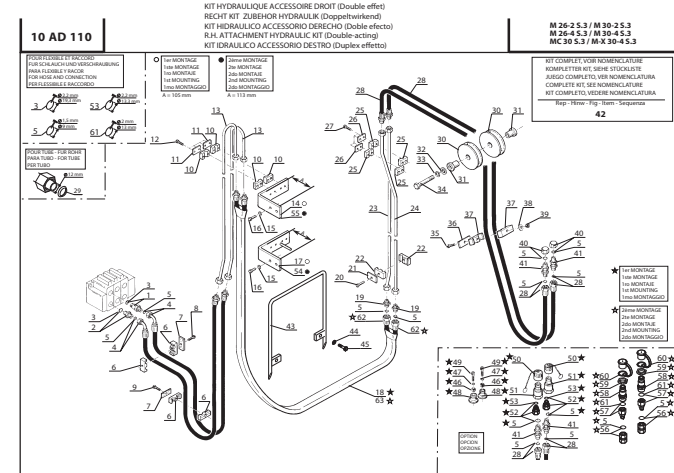
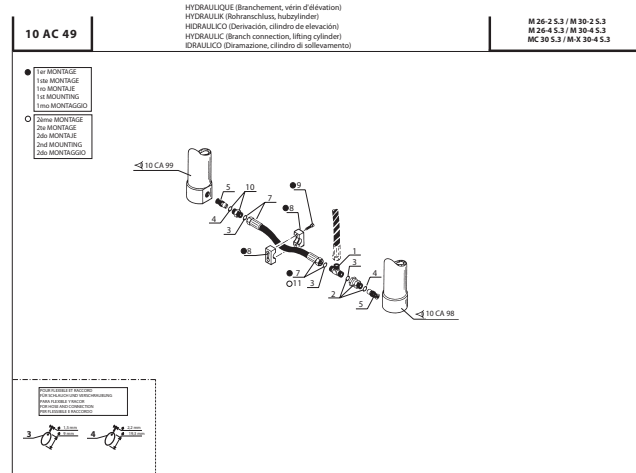
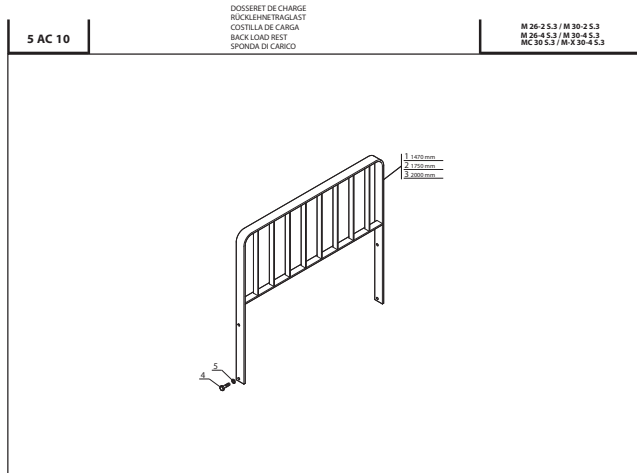
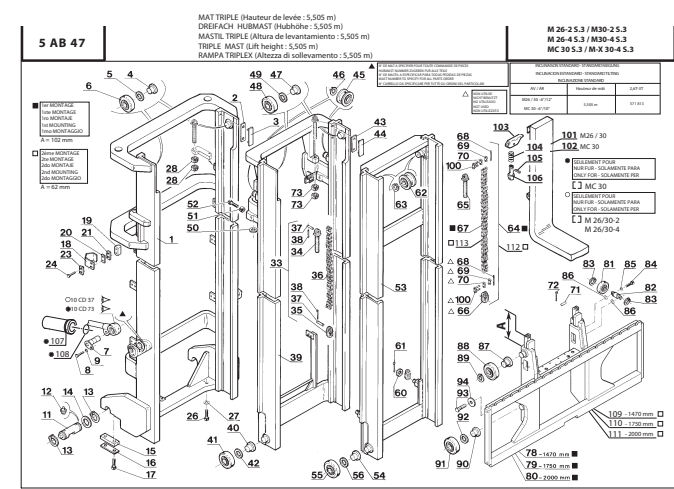
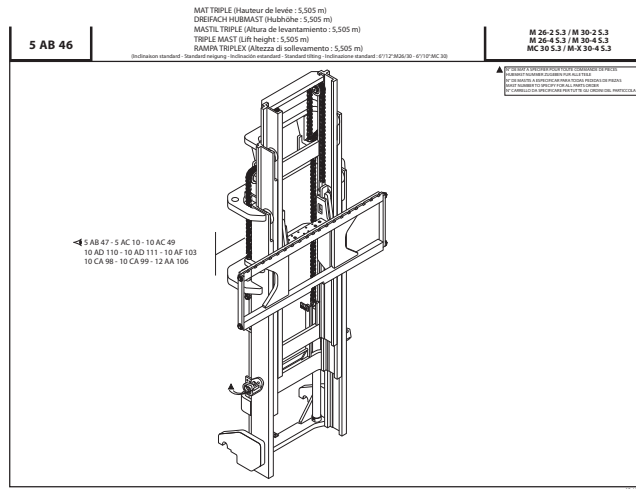


MAT TRIPLE - DREIFACH HUBMAST MASTIL TRIPLE - TRIPLE MAST RAMPA TRIPLEX

(A galet - Mit rolle - Con rodillo - With roller - Con rullo)

5,505 m

Ref : 571 813 | M26-2 S3 / M26-4 S3
M30-2 S3 / M30-4 S3 / MC 30 S3 / M-X 30-4 S3



| | | |
|----------|---|--|
| 10 CA 99 | HYDRAULIQUE (Vérin d'élevation gauche) HYDRAULIK (Link-hubzylinder) HIDRAULICO (Cilindro de elevación izquierdo) HYDRAULIC (Lifting cylinder) IDRAULICO (Cilindro di sollevamento sinistro) | M 26-2.5.3 / M 30-2.5.3 M 26-4.5.3 / M 30-4.5.3 MC 30.5.3 / M-X 30-4.5.3 |
| | | |
| | | |

| | | |
|-----------|--|--|
| 12 AA 106 | ABAQUE DE CHARGE BELASTUNG TABELLE ABACO DE CARGA LOAD CHART DIAGRAMMA DI CARICO | M 26-2.5.3 / M 30-2.5.3 M 26-4.5.3 / M 30-4.5.3 MC 30.5.3 / M-X 30-4.5.3 |
| | | |

**INCLINAISON MAT TRIPLE
DREIFACH HUBMAST NEIGUNG
INCLINACION MASTIL TRIPLE
TRIPLE MAST TILTING
INCLINAZIONE RAMPA TRIPLEX**

| | | |
|----------|--|---|
| 10 CD 37 | HYDRAULIQUE (Vérin d'inclinaison) (Inclinaison standard 6°/12°) HYDRAULIK (Neigungszylinder) (Standard neigung 6°/12°) HIDRAULICO (Cilindro de inclinación) (Inclinaison estándar 6°/12°) HYDRAULIC (Tilting cylinder) (Standard tilting 6°/12°) IDRAULICO (Cilindro di inclinazione) (Inclinazione standard 6°/12°) | M 26-2.T.5.3-E3 / M 30-2.T.5.3-E3 M 26-4.T.5.3-E3 / M 30-4.T.5.3-E3 M-X 30-4.5.3-E3 |
| | | |
| | | |

| | | |
|----------|--|-----------|
| 10 CD 73 | HYDRAULIQUE (Vérin d'inclinaison) (Inclinaison standard 6°/10°) HYDRAULIK (Neigungszylinder) (Standard neigung 6°/10°) HIDRAULICO (Cilindro de inclinación) (Inclinaison estándar 6°/10°) HYDRAULIC (Tilting cylinder) (Standard tilting 6°/10°) IDRAULICO (Cilindro di inclinazione) (Inclinazione standard 6°/10°) | MC 30.5.3 |
| | | |
| | | |



10 CA 175

HYDRAULIQUE (Vérin d'élevation droit)
HYDRAULIK (Rechte Hubzylinder)
HIDRAULICO (Cilindro de elevación derecho)
IDRAULICO (Cilindro di sollevamento destro)

M 26-2.5.3 / M 30-2.5.3
M 26-4.5.3 / M 30-4.5.3
MC 30 5.3 / M-X 30-4.5.3

COURSE - HUB - CARRERA - STROKE - CORSA

| | |
|----------------|----------------|
| 3.70m - 1200mm | 5.00m - 1750mm |
| 4.00m - 1300mm | 6.00m - 1800mm |
| 4.50m - 1380mm | 6.50m - 2000mm |
| 4.70m - 1300mm | 7.00m - 2100mm |
| 5.00m - 1400mm | |

1 (3.70m)
2 (4.00m)
3 (4.50m)
4 (4.70m)
5 (5.00m)
6 (5.50m)
7 (6.00m)
8 (6.50m)
9 (7.00m)
10 (3.70m)
11 (4.00m)
12 (4.30m)
13 (4.70m)
14 (5.00m)
15 (5.50m)
16 (6.00m)
17 (6.50m)
18 (7.00m)
19 (3.70m)
20 (4.00m)
21 (4.30m)
22 (4.70m)
23 (5.00m)
24 (5.50m)
25 (6.00m)
26 (6.50m)
27 (7.00m)

13/02/12

10 CA 218

HYDRAULIQUE (Vérin d'élevation droit)
HYDRAULIK (Rechte Hubzylinder)
HIDRAULICO (Cilindro de elevación derecho)
IDRAULICO (Cilindro di sollevamento destro)

M 26-2.5.3 / M 30-2.5.3
M 26-4.5.3 / M 30-4.5.3
MC 30 5.3 / M-X 30-4.5.3

COURSE - HUB - CARRERA - STROKE - CORSA

| | |
|----------------|----------------|
| 3.70m - 1200mm | 5.00m - 1750mm |
| 4.00m - 1300mm | 6.00m - 1800mm |
| 4.50m - 1380mm | 6.50m - 2000mm |
| 4.70m - 1300mm | 7.00m - 2100mm |
| 5.00m - 1400mm | |

1 (3.70m)
2 (4.00m)
3 (4.50m)
4 (4.70m)
5 (5.00m)
6 (5.50m)
7 (6.00m)
8 (6.50m)
9 (7.00m)
10 (3.70m)
11 (4.00m)
12 (4.30m)
13 (4.70m)
14 (5.00m)
15 (5.50m)
16 (6.00m)
17 (6.50m)
18 (7.00m)
19 (3.70m)
20 (4.00m)
21 (4.30m)
22 (4.70m)
23 (5.00m)
24 (5.50m)
25 (6.00m)
26 (6.50m)
27 (7.00m)

13/02/12

10 CA 176

HYDRAULIQUE (Vérin de levée libre)
HYDRAULIK (Freiastiegzylinder)
HIDRAULICO (Cilindro de levantamiento libre)
IDRAULICO (Cilindro alzata libera)

M 26-2.5.3 / M 30-2.5.3
M 26-4.5.3 / M 30-4.5.3
MC 30 5.3 / M-X 30-4.5.3

COURSE - HUB - CARRERA - STROKE - CORSA

| | |
|---------------|----------------|
| 3.70m - 645mm | 5.00m - 950mm |
| 4.00m - 695mm | 6.00m - 1120mm |
| 4.50m - 770mm | 6.50m - 1245mm |
| 4.70m - 695mm | 7.00m - 1370mm |
| 5.00m - 800mm | |

1 (3.70m)
2 (4.00m)
3 (4.50m)
4 (4.70m)
5 (5.00m)
6 (5.50m)
7 (6.00m)
8 (6.50m)
9 (7.00m)
10 (3.70m)
11 (4.00m)
12 (4.30m)
13 (4.70m)
14 (5.00m)
15 (5.50m)
16 (6.00m)
17 (6.50m)
18 (7.00m)
19 (3.70m)
20 (4.00m)
21 (4.30m)
22 (4.70m)
23 (5.00m)
24 (5.50m)
25 (6.00m)
26 (6.50m)
27 (7.00m)
28 (6.50m)
29 (7.00m)
30 (7.00m)
31 (3.70m)
32 (4.00m)
33 (4.30m)
34 (4.70m)
35 (5.00m)
36 (5.50m)
37 (6.00m)
38 (6.50m)
39 (7.00m)
40 (7.00m)

13/02/12

12 AA 234

ABACQUE DE CHARGE
BELASTUNG TABELLE
ABACO DE CARGA
LOAD CHART
DIAGRAMMA DI CARICO

M 26-2.5.3 / M 30-2.5.3
M 26-4.5.3 / M 30-4.5.3
MC 30 5.3 / M-X 30-4.5.3

1 (3.70m)
2 (4.00m)
3 (4.30m)
4 (4.70m)
5 (5.00m)
6 (5.50m)
7 (6.00m)
8 (6.50m)
9 (7.00m)
10 (3.70m)
11 (4.00m)
12 (4.30m)
13 (4.70m)
14 (5.00m)
15 (5.50m)
16 (6.00m)
17 (6.50m)
18 (7.00m)
19 (3.70m)
20 (4.00m)
21 (4.30m)
22 (4.70m)
23 (5.00m)
24 (5.50m)
25 (6.00m)
26 (6.50m)
27 (7.00m)

13/02/12

**INCLINAISON MAT TRIPLE
DREIFACH HUBMAST NEIGUNG
INCLINACION MASTIL TRIPLE
TRIPLE MAST TILTING
INCLINAZIONE RAMPA TRIPLEX**

10 CD 37

HYDRAULIQUE (Vérin d'inclinaison) (Inclinaison standard 6°/12°)
HYDRAULIK (Neigungszylinder) (Standard neigung 6°/12°)
HIDRAULICO (Cilindro de inclinación) (Inclinación estándar 6°/12°)
IDRAULICO (Cilindro di inclinazione) (Inclinazione standard 6°/12°)

M 26-2.5.3.E3 / M 30-2.5.3.E3
M 26-4.5.3.E3 / M 30-4.5.3.E3
M-X 30-4.5.3.E3

Coursier - Hub - Carrera - Stroke - Corsa 190mm

1 (3.70m)
2 (4.00m)
3 (4.30m)
4 (4.70m)
5 (5.00m)
6 (5.50m)
7 (6.00m)
8 (6.50m)
9 (7.00m)
10 (3.70m)
11 (4.00m)
12 (4.30m)
13 (4.70m)
14 (5.00m)
15 (5.50m)
16 (6.00m)
17 (6.50m)
18 (7.00m)
19 (3.70m)
20 (4.00m)
21 (4.30m)

13/02/12

10 CD 38

HYDRAULIQUE (Vérin d'inclinaison) (Inclinaison standard 6°/12°)
HYDRAULIK (Neigungszylinder) (Standard neigung 6°/12°)
HIDRAULICO (Cilindro de inclinación) (Inclinación estándar 6°/12°)
IDRAULICO (Cilindro di inclinazione) (Inclinazione standard 6°/12°)

M 26-2.5.3.E3 / M 30-2.5.3.E3
M 26-4.5.3.E3 / M 30-4.5.3.E3
M-X 30-4.5.3.E3

COURSE - HUB - CARRERA - STROKE - CORSA 190 mm

1 (3.70m)
2 (4.00m)
3 (4.30m)
4 (4.70m)
5 (5.00m)
6 (5.50m)
7 (6.00m)
8 (6.50m)
9 (7.00m)
10 (3.70m)
11 (4.00m)
12 (4.30m)
13 (4.70m)
14 (5.00m)
15 (5.50m)
16 (6.00m)
17 (6.50m)
18 (7.00m)
19 (3.70m)
20 (4.00m)
21 (4.30m)

13/02/12



MAT TRIPLE A LEVEE LIBRE TOTALE
DREIFACH HUBMAST TOTAL FREIANSTEIG
MASTIL TRIPLE A LEVANTAMIENTO LIBRE TOTAL
TRIPLE MAST TOTAL FREE LIFT
RAMPA TRIPLEX A LEVATA LIBERA TOTALE

(A glissière - Mit gleitbahn - Con guida - With slide face)

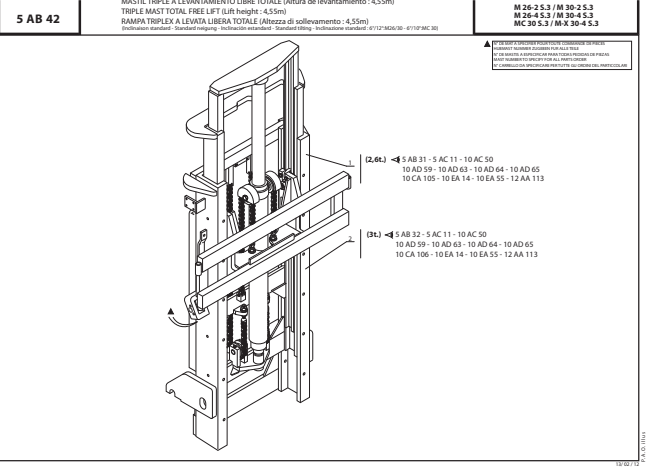
4,55m

Ref: 570 301 | **M26-2 S3 / M26-4 S3**

Ref: 570 302 | **M30-2 S3 / M30-4 S3 / MC30 S3 / M-X 30-4 S3**

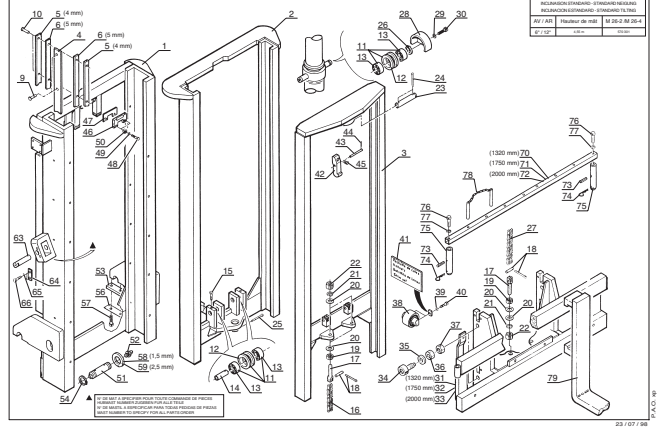
MAT TRIPLE A LEVEE LIBRE TOTALE (Hauteur de levée : 4,55m)
 DREIFACH HUBMAST TOTAL FREIANSTEIG (Hubhöhe : 4,55m)
 MASTIL TRIPLE A LEVANTAMIENTO LIBRE TOTAL (Altura de levantamiento : 4,55m)
 TRIPLE MAST TOTAL FREE LIFT (Lift height : 4,55m)
 RAMPA TRIPLEX A LEVATA LIBERA TOTALE (Altezza di sollevamento : 4,55m)
 (Incluse le guide) (Included ramps) (Inclusos rieles) (Inclusos rieles) (Inclusos rieles) (Inclusos rieles) (Inclusos rieles) (Inclusos rieles) (Inclusos rieles) (Inclusos rieles) (Inclusos rieles)

M 26-2 S3 / M 30-2 S3
M 26-4 S3 / M 30-4 S3
MC 30 S3 / M-X 30-4 S3



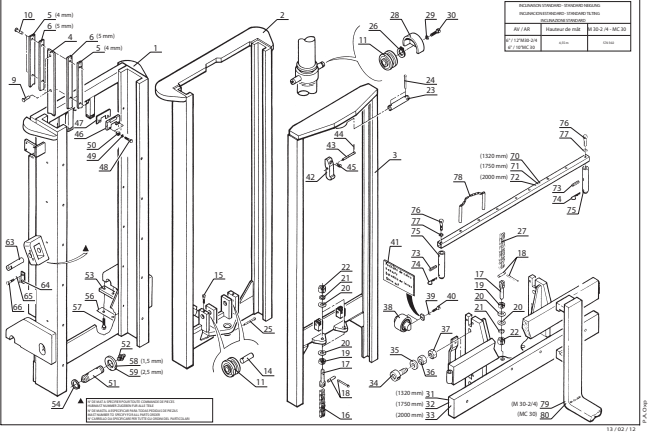
MAT TRIPLE A LEVEE LIBRE TOTALE (Hauteur de levée : 4,55 m)
 DREIFACH HUBMAST TOTAL FREIANSTEIG (Hubhöhe : 4,55 m)
 MASTIL TRIPLE A LEVANTAMIENTO LIBRE TOTAL (Altura de levantamiento : 4,55 m)
 TRIPLE MAST TOTAL FREE LIFT (Lift height : 4,55 m)

M 26-2 S3 / M 26-4 S3



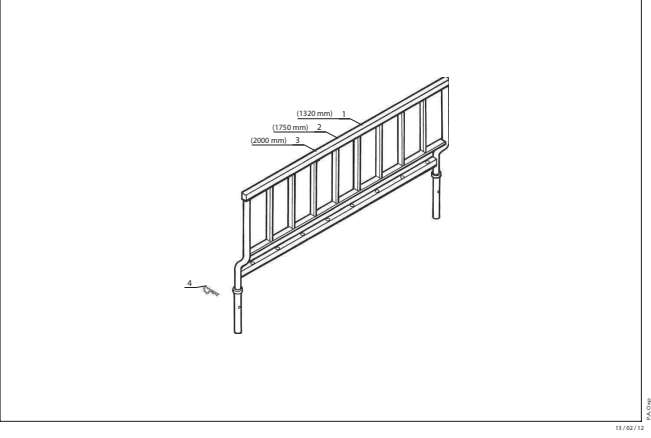
MAT TRIPLE A LEVEE LIBRE TOTALE (Hauteur de levée : 4,55 m)
 DREIFACH HUBMAST TOTAL FREIANSTEIG (Hubhöhe : 4,55 m)
 MASTIL TRIPLE A LEVANTAMIENTO LIBRE TOTAL (Altura de levantamiento : 4,55 m)
 TRIPLE MAST TOTAL FREE LIFT (Lift height : 4,55 m)
 RAMPA TRIPLEX A LEVATA LIBERA TOTALE (Altezza di sollevamento : 4,55 m)

M 30-2 S3 / M 30-4 S3
MC 30 S3 / M-X 30-4 S3



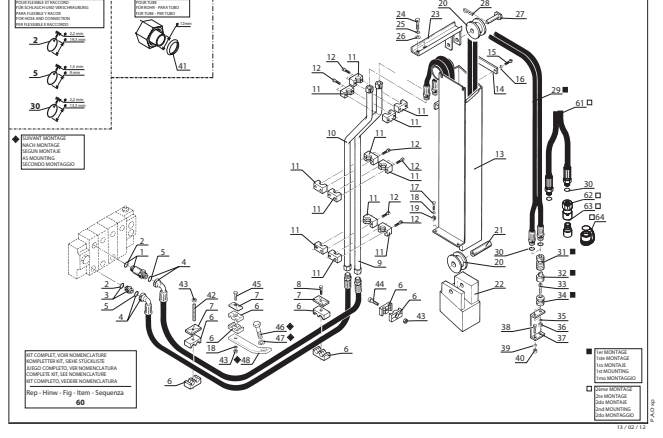
DOSSIER DE CHARGE
 RÜCKLADENRAGLAST
 CARGA DE CARGA
 BACK LOAD REST
 SPONDA DI CARICO

M 26-2 S3 / M 30-2 S3
M 26-4 S3 / M 30-4 S3
MC 30 S3 / M-X 30-4 S3



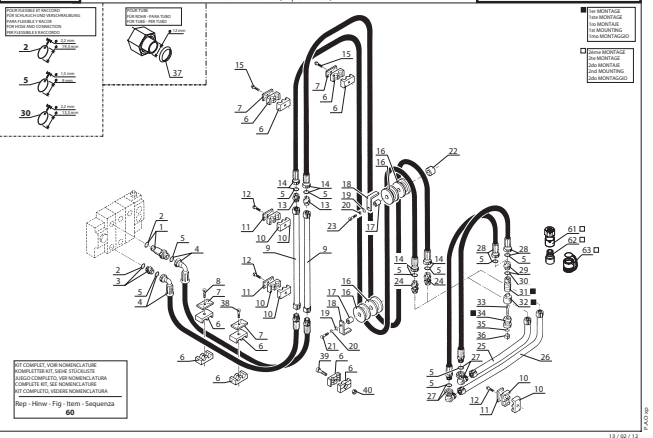
KIT HYDRAULIQUE ACCESSOIRE GAUCHE (Double effet)
 LINK KIT ZUBEHÖR HYDRAULIK (Doppelwirkend)
 KIT HIDRAULICO ACCESORIO IZQUIERDO (Double effect)
 L.H. ATTACHMENT HYDRAULIC KIT (Double-acting)
 KIT IDRAULICO ACCESSORIO SINISTRO (Duplex effetto)

M 26-2 S3 / M 30-2 S3
M 26-4 S3 / M 30-4 S3
MC 30 S3 / M-X 30-4 S3



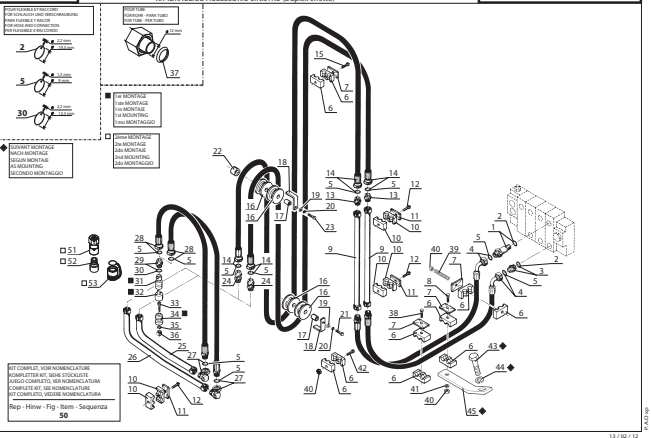
KIT HYDRAULIQUE ACCESSOIRE DROIT (Double effet)
 RECHT KIT ZUBEHÖR HYDRAULIK (Doppelwirkend)
 KIT HIDRAULICO ACCESORIO DERECHO (Double effect)
 R.H. ATTACHMENT HYDRAULIC KIT (Double-acting)
 KIT IDRAULICO ACCESSORIO DESTRO (Duplex effetto)

M 26-2 S3 / M 30-2 S3
M 26-4 S3 / M 30-4 S3
MC 30 S3 / M-X 30-4 S3



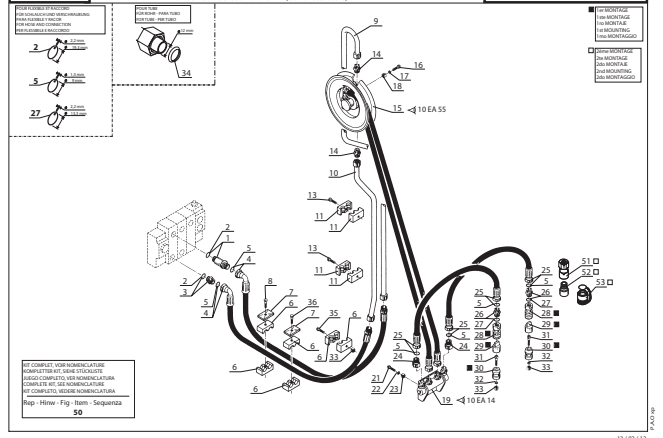
KIT HYDRAULIQUE ACCESSOIRE GAUCHE (Double effet)
 LINK KIT ZUBEHÖR HYDRAULIK (Doppelwirkend)
 KIT HIDRAULICO ACCESORIO IZQUIERDO (Double effect)
 L.H. ATTACHMENT HYDRAULIC KIT (Double-acting)
 KIT IDRAULICO ACCESSORIO SINISTRO (Duplex effetto)

M 26-2 S3 / M 30-2 S3
M 26-4 S3 / M 30-4 S3
MC 30 S3 / M-X 30-4 S3



KIT HYDRAULIQUE ACCESSOIRE DROIT (Avec arrondissement)
 RECHT KIT ZUBEHÖR HYDRAULIK (Mit spalten)
 KIT HIDRAULICO ACCESORIO DERECHO (Con arrolador)
 R.H. ATTACHMENT HYDRAULIC KIT (With corner roll)
 KIT IDRAULICO ACCESSORIO DESTRO (Con arrotellatore)

M 26-2 S3 / M 30-2 S3
M 26-4 S3 / M 30-4 S3
MC 30 S3 / M-X 30-4 S3



10 AD 65

KIT HYDRAULIQUE ACCESSOIRE GAUCHE (Avec enrouleur)
LINK KIT ZUBEHÖR HYDRAULIK (Mit Spulen)
KIT IDRAULICO ACCESSORIO QUADRATO (Con enrolli)
L.H. ATTACHMENT ACCESSORY KIT (With hose reel)
KIT IDRAULICO ACCESSORIO DRETIRO (Con anelatore)

M 26-2.5.3 / M 30-2.5.3
M 26-4.5.3 / M 30-4.5.3
MC 30-5.3 / M-X 30-4.5.3

13 / 02 / 12

10 CA 105

HYDRAULIQUE (Vérin d'élevation)
HYDRAULIK (Hubzylinder)
IDRAULICO (Cilindro de elevación)
IDRAULICO (Lifting cylinder)

M 26-2.5.3 / M 30-4.5.3

13 / 02 / 12

10 CA 106

HYDRAULIQUE (Vérin d'élevation)
HYDRAULIK (Hubzylinder)
IDRAULICO (Cilindro de elevación)
HYDRAULIK (Lifting cylinder)
IDRAULICO (Cilindro de sollevamento)

M 30-2.5.3 / M 30-4.5.3
MC 30-5.3 / M-X 30-4.5.3

13 / 02 / 12

10 EA 14

HYDRAULIQUE (Details)
HYDRAULIK (Detailen)
IDRAULICO (Dettaglio)
HYDRAULIC (Details)
IDRAULICO (Dettaglio)

M 30-2.5.3 / M 30-4.5.3
M 30-2.5.3 / M 30-4.5.3
M 40-4.5.3 / M 50-4.5.3
MC 40-PS 5.3 / MC 50-PS 5.3
MC 30-5.3
M-X 30-4.5.3 / M-X 50-4.5.3

13 / 03 / 12

10 EA 55

HYDRAULIQUE (Detail)
HYDRAULIK (Detailen)
IDRAULICO (Dettaglio)
HYDRAULIC (Detail)
IDRAULICO (Dettaglio)

M 26-2.5.3 / M 30-2.5.3
M 26-4.5.3 / M 30-4.5.3
MC 30-5.3 / M-X 30-4.5.3

13 / 02 / 12

12 AA 113

ABAUQUE DE CHARGE
BELASTUNG TABELLE
ABACO DE CARGA
LOAD CHART
DIAGRAMMA DI CARICO

M 26-2.5.3 / M 30-2.5.3
M 26-4.5.3 / M 30-4.5.3
MC 30-5.3 / M-X 30-4.5.3

13 / 02 / 12

**INCLINAISON MAT TRIPLE
DREIFACH HUBMAST NEIGUNG
INCLINACION MASTIL TRIPLE
TRIPLE MAST TILTING
INCLINAZIONE RAMPA TRIPLEX**

10 CD 41

HYDRAULIQUE (Vérin d'inclinaison) (Inclinaison standard 6°/12°)
HYDRAULIK (Neigungszylinder) (Standard neigung 6°/12°)
IDRAULICO (Cilindro de inclinación) (Inclinación estándar 6°/12°)
HYDRAULIC (Tilting cylinder) (Standard tilting 6°/12°)
IDRAULICO (Cilindro di inclinazione) (Inclinazione standard 6°/12°)

M 26-2.5.3 / M 30-2.5.3
M 26-4.5.3 / M 30-4.5.3
M-X 30-4.5.3

13 / 02 / 12

10 CD 42

HYDRAULIQUE (Vérin d'inclinaison) (Inclinaison standard 6°/10°)
HYDRAULIK (Neigungszylinder) (Standard neigung 6°/10°)
IDRAULICO (Cilindro de inclinación) (Inclinación estándar 6°/10°)
HYDRAULIC (Tilting cylinder) (Standard tilting 6°/10°)
IDRAULICO (Cilindro di inclinazione) (Inclinazione standard 6°/10°)

MC 30-5.3

24 / 08 / 12



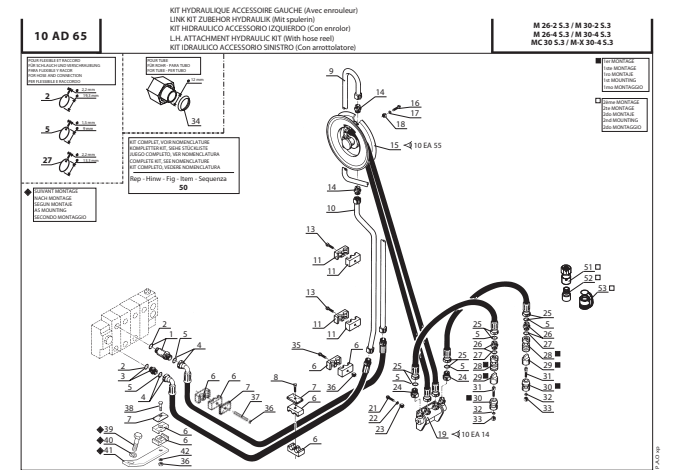
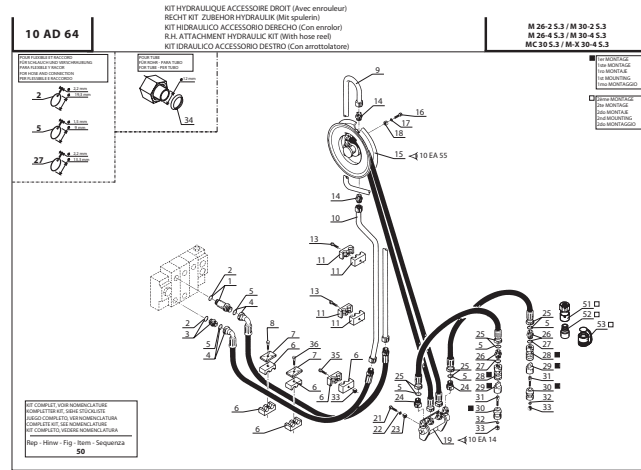
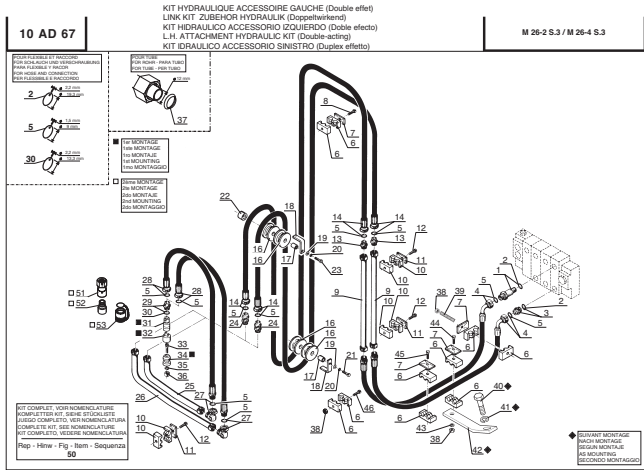
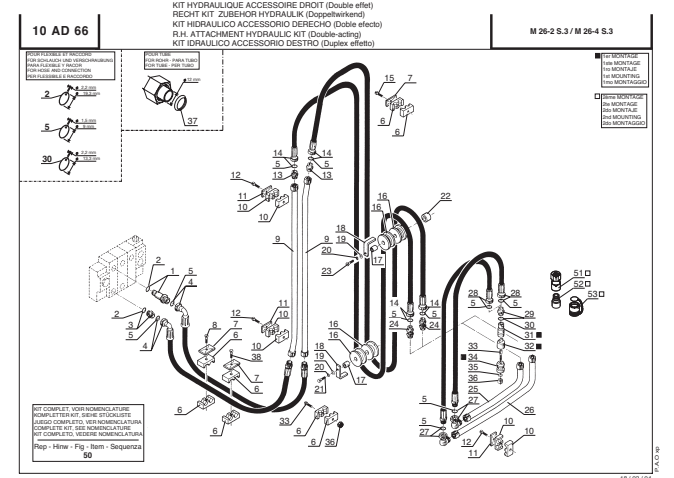
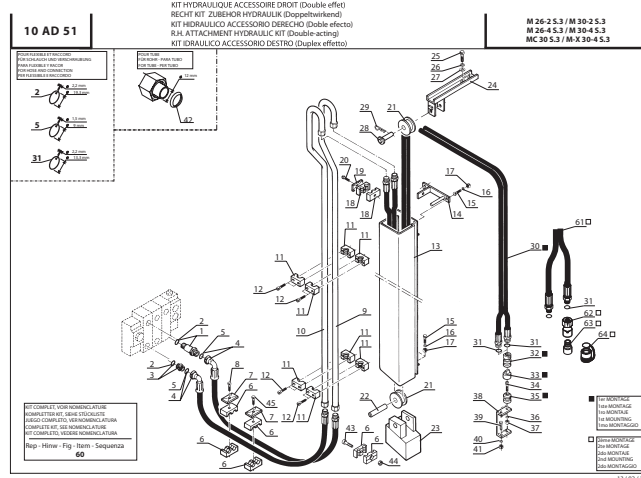
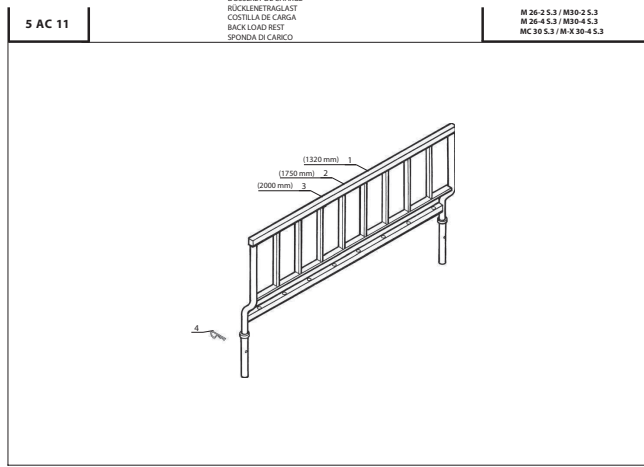
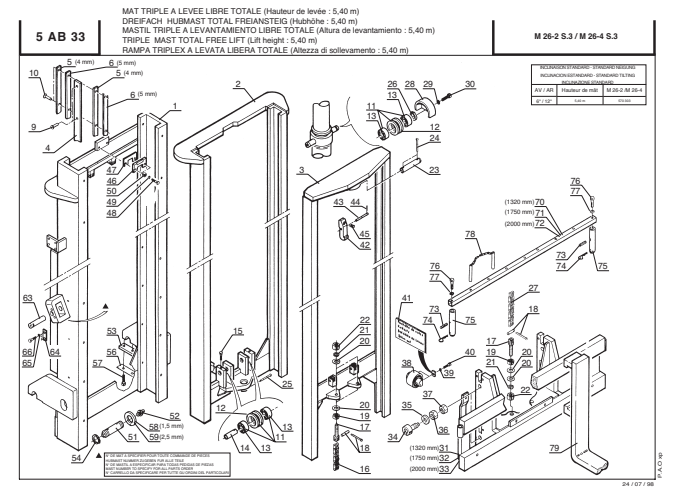
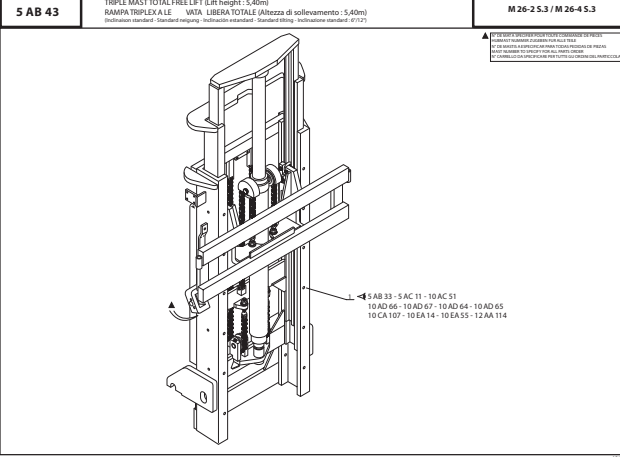
MAT TRIPLE A LEVEE LIBRE TOTALE
DREIFACH HUBMAST TOTAL FREIANSTEIG
MASTIL TRIPLE A LEVANTAMIENTO LIBRE TOTAL
TRIPLE MAST TOTAL FREE LIFT
RAMPA TRIPLEX A LEVATA LIBERA TOTALE

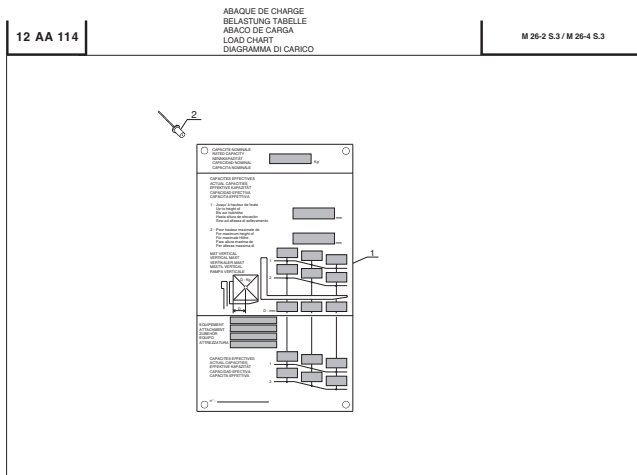
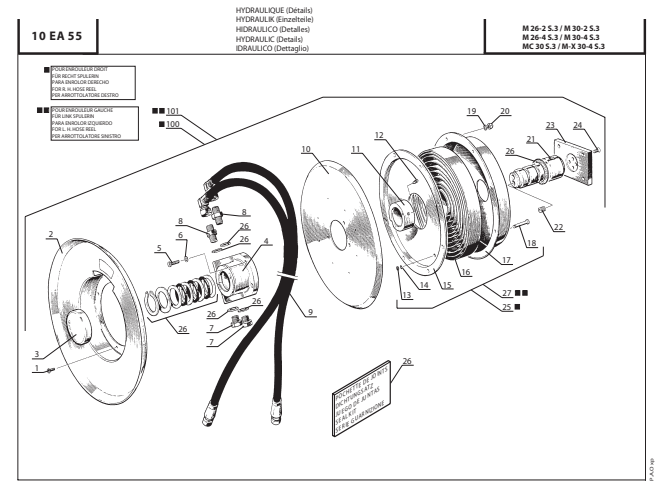
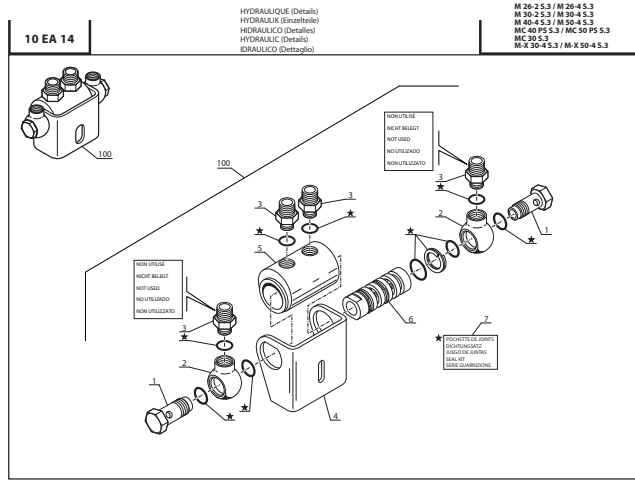
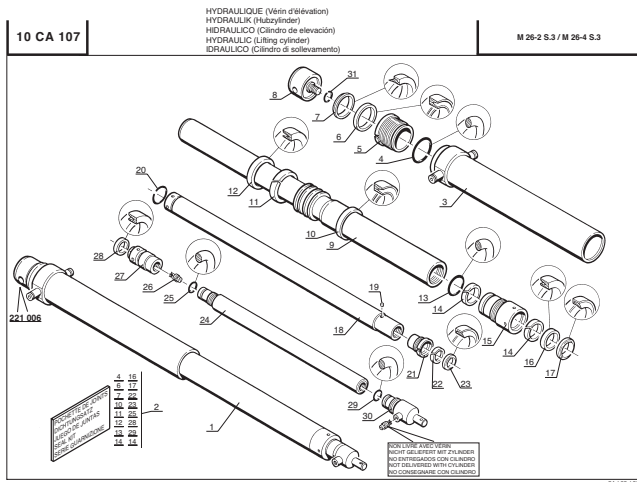
(A glissière - Mit gleitbahn - Con guía - With slide face)

5,40m

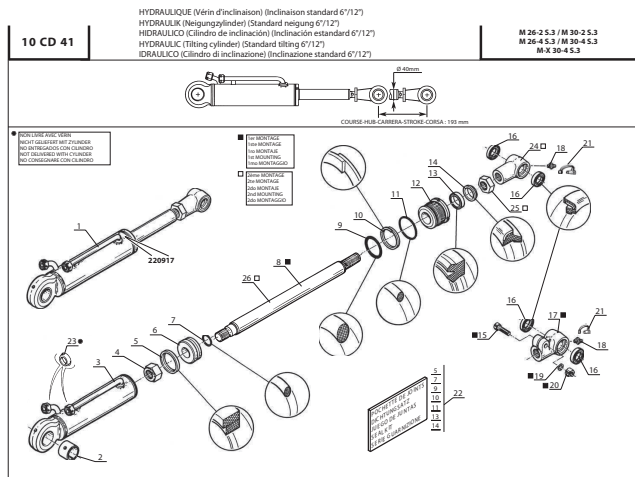
Ref : 570 303 | M26-2 S3 / M26-4 S3

MAT TRIPLE A LEVEE LIBRE TOTALE (Hauteur de levée : 5,40m)
 DREIFACH HUBMAST TOTAL FREIANSTEIG (Hubhöhe : 5,40m)
 MASTIL TRIPLE A LEVANTAMIENTO LIBRE TOTAL (Alteza de levantamiento : 5,40m)
 TRIPLE MAST TOTAL FREE LIFT (Lift height : 5,40m)
 RAMPA TRIPLEX A LEVATA LIBERA TOTALE (Altezza di sollevamento : 5,40m)
 Indication standard - Standard notation - Indicazione standard - Standard fitting - Indicazione standard - (1/12)





**INCLINAISON MAT TRIPLE
DREIFACH HUBMAST NEIGUNG
INCLINACION MASTIL TRIPLE
TRIPLE MAST TILTING
INCLINAZIONE RAMPA TRIPLEX**



MAT TRIPLE A LEVEE LIBRE TOTALE
DREIFACH HUBMAST TOTAL FREIANSTIEG
MASTIL TRIPLE A LEVANTAMIENTO LIBRE TOTAL
TRIPLE MAST TOTAL FREE LIFT
RAMPA TRIPLEX A LEVATA LIBERA TOTALE

3,70m à / bis / a / to / a 6,00m

Ref : 560 954 | **M 40-4 S3**
 à / bis / a / to / a | **MC 40 PS S3**
 Ref : 560 961

Ref : 560 962 | **M 50-4 S3**
 à / bis / a / to / a | **MC 50 PS S3**
 Ref : 560 969 | **M-X 50-4 S3**

5 AB 71

MAT TRIPLE A LEVEE LIBRE TOTALE (Hauteur de levée : 3,70m à 6,00m)
 DREIFACH HUBMAST TOTAL FREIANSTIEG (Hubhöhe : 3,70m bis 6,00m)
 MASTIL TRIPLE A LEVANTAMIENTO LIBRE TOTAL (Altura de levantamiento : 3,70m a 6,00m)
 TRIPLE MAST TOTAL FREE LIFT (Lift height : 3,70m to 6,00m)
 RAMPA TRIPLEX A LEVATA LIBERA TOTALE (Altezza di sollevamento : 3,70m a 6,00m)

M 40-4 S3 / M 50-4 S3
 MC 40 PS S3 / MC 50 PS S3
 M-X 50-4 S3

1 11,70mm
 2 14,00mm
 3 14,50mm
 4 14,50mm
 5 17,50mm
 6 15,50mm
 7 15,50mm
 8 16,00mm

9 19,70mm
 10 16,00mm
 11 16,00mm
 12 16,00mm
 13 15,70mm
 14 15,70mm
 15 15,50mm

(47) ← 5 AB 18 - 5 AB 45 - 5 AC 12 - 10 AC 18
 10 AD 42 - 10 AD 43 - 10 AF 372 - 10 CA 74
 10 CA 75 - 12 AA 87

(57) ← 5 AB 18 - 5 AB 45 - 5 AC 12 - 10 AC 18
 10 AD 42 - 10 AD 43 - 10 AF 372 - 10 CA 74
 10 CA 75 - 12 AA 87

5 AB 18

MAT TRIPLE A LEVEE LIBRE TOTALE (Hauteur de levée : 3,70m à 6,00m)
 DREIFACH HUBMAST TOTAL FREIANSTIEG (Hubhöhe : 3,70m bis 6,00m)
 MASTIL TRIPLE A LEVANTAMIENTO LIBRE TOTAL (Altura de levantamiento : 3,70m a 6,00m)
 TRIPLE MAST TOTAL FREE LIFT (Lift height : 3,70m to 6,00m)
 RAMPA TRIPLEX A LEVATA LIBERA TOTALE (Altezza di sollevamento : 3,70m a 6,00m)

MC 40 PS S3 / MC 50 PS S3

1 11,70mm
 2 14,00mm
 3 14,50mm
 4 14,50mm
 5 17,50mm
 6 15,50mm
 7 15,50mm
 8 16,00mm

9 19,70mm
 10 16,00mm
 11 16,00mm
 12 16,00mm
 13 15,70mm
 14 15,70mm
 15 15,50mm

16 15,50mm
 17 15,50mm
 18 15,50mm
 19 15,50mm
 20 15,50mm
 21 15,50mm
 22 15,50mm
 23 15,50mm
 24 15,50mm
 25 15,50mm
 26 15,50mm
 27 15,50mm
 28 15,50mm
 29 15,50mm
 30 15,50mm
 31 15,50mm
 32 15,50mm
 33 15,50mm
 34 15,50mm
 35 15,50mm
 36 15,50mm
 37 15,50mm
 38 15,50mm
 39 15,50mm
 40 15,50mm
 41 15,50mm
 42 15,50mm
 43 15,50mm
 44 15,50mm
 45 15,50mm
 46 15,50mm
 47 15,50mm
 48 15,50mm
 49 15,50mm
 50 15,50mm
 51 15,50mm
 52 15,50mm
 53 15,50mm
 54 15,50mm
 55 15,50mm
 56 15,50mm
 57 15,50mm
 58 15,50mm
 59 15,50mm
 60 15,50mm
 61 15,50mm
 62 15,50mm
 63 15,50mm
 64 15,50mm
 65 15,50mm
 66 15,50mm
 67 15,50mm
 68 15,50mm
 69 15,50mm
 70 15,50mm
 71 15,50mm
 72 15,50mm
 73 15,50mm
 74 15,50mm
 75 15,50mm
 76 15,50mm
 77 15,50mm
 78 15,50mm
 79 15,50mm
 80 15,50mm
 81 15,50mm
 82 15,50mm
 83 15,50mm
 84 15,50mm
 85 15,50mm
 86 15,50mm
 87 15,50mm
 88 15,50mm
 89 15,50mm
 90 15,50mm
 91 15,50mm
 92 15,50mm
 93 15,50mm
 94 15,50mm
 95 15,50mm
 96 15,50mm
 97 15,50mm
 98 15,50mm
 99 15,50mm
 100 15,50mm
 101 15,50mm
 102 15,50mm
 103 15,50mm
 104 15,50mm
 105 15,50mm
 106 15,50mm
 107 15,50mm
 108 15,50mm
 109 15,50mm
 110 15,50mm
 111 15,50mm
 112 15,50mm
 113 15,50mm
 114 15,50mm
 115 15,50mm

5 AB 45

MAT TRIPLE A LEVEE LIBRE TOTALE (Hauteur de levée : 3,70m à 6,00m)
 DREIFACH HUBMAST TOTAL FREIANSTIEG (Hubhöhe : 3,70m bis 6,00m)
 MASTIL TRIPLE A LEVANTAMIENTO LIBRE TOTAL (Altura de levantamiento : 3,70m a 6,00m)
 TRIPLE MAST TOTAL FREE LIFT (Lift height : 3,70m to 6,00m)
 RAMPA TRIPLEX A LEVATA LIBERA TOTALE (Altezza di sollevamento : 3,70m a 6,00m)

M 40-4 S3 / M 50-4 S3
 MC 40 PS S3 / MC 50 PS S3
 M-X 50-4 S3

1 11,70mm
 2 14,00mm
 3 14,50mm
 4 14,50mm
 5 17,50mm
 6 15,50mm
 7 15,50mm
 8 16,00mm

9 19,70mm
 10 16,00mm
 11 16,00mm
 12 16,00mm
 13 15,70mm
 14 15,70mm
 15 15,50mm

16 15,50mm
 17 15,50mm
 18 15,50mm
 19 15,50mm
 20 15,50mm
 21 15,50mm
 22 15,50mm
 23 15,50mm
 24 15,50mm
 25 15,50mm
 26 15,50mm
 27 15,50mm
 28 15,50mm
 29 15,50mm
 30 15,50mm
 31 15,50mm
 32 15,50mm
 33 15,50mm
 34 15,50mm
 35 15,50mm
 36 15,50mm
 37 15,50mm
 38 15,50mm
 39 15,50mm
 40 15,50mm
 41 15,50mm
 42 15,50mm
 43 15,50mm
 44 15,50mm
 45 15,50mm
 46 15,50mm
 47 15,50mm
 48 15,50mm
 49 15,50mm
 50 15,50mm
 51 15,50mm
 52 15,50mm
 53 15,50mm
 54 15,50mm
 55 15,50mm
 56 15,50mm
 57 15,50mm
 58 15,50mm
 59 15,50mm
 60 15,50mm
 61 15,50mm
 62 15,50mm
 63 15,50mm
 64 15,50mm
 65 15,50mm
 66 15,50mm
 67 15,50mm
 68 15,50mm
 69 15,50mm
 70 15,50mm
 71 15,50mm
 72 15,50mm
 73 15,50mm
 74 15,50mm
 75 15,50mm
 76 15,50mm
 77 15,50mm
 78 15,50mm
 79 15,50mm
 80 15,50mm
 81 15,50mm
 82 15,50mm
 83 15,50mm
 84 15,50mm
 85 15,50mm
 86 15,50mm
 87 15,50mm
 88 15,50mm
 89 15,50mm
 90 15,50mm
 91 15,50mm
 92 15,50mm
 93 15,50mm
 94 15,50mm
 95 15,50mm
 96 15,50mm
 97 15,50mm
 98 15,50mm
 99 15,50mm
 100 15,50mm
 101 15,50mm
 102 15,50mm
 103 15,50mm
 104 15,50mm
 105 15,50mm
 106 15,50mm
 107 15,50mm
 108 15,50mm
 109 15,50mm
 110 15,50mm
 111 15,50mm
 112 15,50mm
 113 15,50mm
 114 15,50mm
 115 15,50mm

5 AC 12

DOSSERET DE CHARGE
 RÜCKLEHNTRAGLAGE
 CORDÓN DE CARGA
 BACK LOAD REST
 SPONDA DI CARICO

M 40-4 S3 / M 50-4 S3
 MC 40 PS S3 / MC 50 PS S3
 M-X 50-4 S3

1 10,70mm
 2 1,75mm
 3 2,00mm

10 AC 18

HYDRAULIQUE (Branchement, vein d'élevation)
 HYDRAULIK (Rohranzweigung, Hubzylinder)
 IDRAULICO (Distribuzione, cilindro di elevazione)
 IDRAULICO (Branch connection, lifting cylinder)
 IDRAULICO (Distribuzione, cilindro di sollevamento)

M 40-4 S3 / M 50-4 S3
 MC 40 PS S3 / MC 50 PS S3
 M-X 50-4 S3

1 10 CA75
 2 10 CA74

10 AD 42

KIT HYDRAULIQUE ACCESSOIRE 3ème ELEMENT (Double effet)
 KIT 3er ELEMENT ZUBEHÖR HYDRAULIK (Doppelwirkend)
 KIT IDRAULICO ACCESSORIO 3ro ELEMENTO (Doble efecto)
 3rd ELEMENT ATTACHMENT HYDRAULIC KIT (Double action)
 KIT IDRAULICO ACCESSORIO 3 ELEMENTO (Duplex effetto)

M 40-4 S3 / M 50-4 S3
 MC 40 PS S3 / MC 50 PS S3
 M-X 50-4 S3

1 10 CA75
 2 10 CA74

10 AD 43

KIT HYDRAULIQUE ACCESSOIRE 4ème ELEMENT (Double effet)
 KIT 4er ELEMENT ZUBEHÖR HYDRAULIK (Doppelwirkend)
 KIT IDRAULICO ACCESSORIO 4ro ELEMENTO (Doble efecto)
 4th ELEMENT ATTACHMENT HYDRAULIC KIT (Double action)
 KIT IDRAULICO ACCESSORIO 4 ELEMENTO (Duplex effetto)

M 40-4 S3 / M 50-4 S3
 MC 40 PS S3 / MC 50 PS S3
 M-X 50-4 S3

1 10 EA 13
 2 10 EA 14

10 AF 372

HYDRAULIQUE (Valve d'équilibrage)
 HYDRAULIK (Abgleichventil)
 IDRAULICO (Valvola di equilibrio)
 HYDRAULIC (Balancing valve)
 IDRAULICO (Valvola di equilibratura)

M 40-4 S3 / M 50-4 S3
 MC 40 PS S3 / MC 50 PS S3
 M-X 50-4 S3



10 CA 74

HYDRAULIQUE (Vérin de levée libre)
HYDRAULIK (Freiwegzylinder)
HIDRAULICO (Cilindro de levantamiento libre)
IDRAULICO (Cilindro alzara libera)

M 40-4.5.3 / M 50-4.5.3
MC 40 PS 5.3 / MC 50 PS 5.3
M-X 50-4.5.3

COURSE - HUB - CARRERA - STROKE - CORSA

| | |
|----------------|----------------|
| 1.70m - 675mm | 4.70m - 1900mm |
| 4.00m - 1600mm | 5.20m - 2080mm |
| 4.30m - 1725mm | 5.50m - 2225mm |
| 4.50m - 1800mm | 6.00m - 2400mm |

13 / 02 / 12

10 CA 75

HYDRAULIQUE (Vérin d'élevation)
HYDRAULIK (Hubzylinder)
HIDRAULICO (Cilindro de elevación)
IDRAULICO (Cilindro di sollevamento)

M 40-4.5.3 / M 50-4.5.3
MC 40 PS 5.3 / MC 50 PS 5.3
M-X 50-4.5.3

COURSE - HUB - CARRERA - STROKE - CORSA

| | |
|----------------|----------------|
| 3.70m - 1425mm | 4.70m - 1900mm |
| 4.00m - 1550mm | 5.00m - 1950mm |
| 4.30m - 1675mm | 5.50m - 2125mm |
| 4.50m - 1750mm | 6.00m - 2300mm |

13 / 02 / 12

10 EA 13

HYDRAULIQUE (Detail)
HYDRAULIK (Einzelteile)
HIDRAULICO (Detalles)
IDRAULICO (Dettaglio)

M 40-4.5.3 / M 50-4.5.3
MC 40 PS 5.3 / MC 50 PS 5.3
M-X 50-4.5.3

13 / 02 / 12

10 EA 14

HYDRAULIQUE (Detail)
HYDRAULIK (Einzelteile)
HIDRAULICO (Detalles)
IDRAULICO (Dettaglio)

M 26-2.5.3 / M 26-4.5.3
M 30-2.5.3 / M 30-4.5.3
M 40-4.5.3 / M 50-4.5.3
MC 40 PS 5.3 / MC 50 PS 5.3
M-X 30-4.5.3 / M-X 50-4.5.3

13 / 02 / 12

12 AA 87

ABOQUE DE CHARGE
BELASTUNG TABELLE
TABLA DE CARGA
LOAD CHART
DIAGRAMMA DI CARICO

M 40-4.5.3 / M 50-4.5.3
MC 40 PS 5.3 / MC 50 PS 5.3
M-X 50-4.5.3

13 / 02 / 12

10 CD 35

HYDRAULIQUE (Vérin d'inclinaison) (Inclination standard 15°/15°)
HYDRAULIK (Neigungszylinder) (Standard neigung 15°/15°)
HIDRAULICO (Cilindro de inclinación) (Inclinación estándar 15°/15°)
IDRAULICO (Cilindro di inclinazione) (Inclinazione standard 15°/15°)

M 40-4.5.3 / M 50-4.5.3
MC 40 PS 5.3 / MC 50 PS 5.3
M-X 50-4.5.3-E3

13 / 02 / 12

10 CD 43

HYDRAULIQUE (Vérin d'inclinaison) OPTION (10°AV / 15°AR)
HYDRAULIK (Neigungszylinder) OPTION (10°AV / 15°AR)
HIDRAULICO (Cilindro de inclinación) OPCION (10°AV / 15°AR)
IDRAULICO (Cilindro di inclinazione) OPZIONE (10°AV / 15°AR)

M 40-4.5.3-E3 / M 50-4.5.3-E3
MC 40 PS 5.3-E3 / MC 50 PS 5.3-E3
M-X 50-4.5.3

13 / 02 / 12

**INCLINAISON MAT TRIPLE
DREIFACH HUBMAST NEIGUNG
INCLINACION MASTIL TRIPLE
TRIPLE MAST TILTING
INCLINAZIONE RAMPA TRIPLEX**

10 CD 35

HYDRAULIQUE (Vérin d'inclinaison) (Inclination standard 15°/15°)
HYDRAULIK (Neigungszylinder) (Standard neigung 15°/15°)
HIDRAULICO (Cilindro de inclinación) (Inclinación estándar 15°/15°)
IDRAULICO (Cilindro di inclinazione) (Inclinazione standard 15°/15°)

M 40-4.5.3 / M 50-4.5.3
MC 40 PS 5.3 / MC 50 PS 5.3
M-X 50-4.5.3-E3

13 / 02 / 12

**MAT DOUBLE - DOPPELT HUBMAST
MASTIL DOBLE - DOUBLE MAST
RAMPA DUPLEX**

(A glissière - Mit gleitbahn - Con guía - With slide face)

3,00 m à / bis / a / to 4,50m

Ref : 570 231

à / bis / a / to

Ref : 570234

M26-2 S3 / M26-4 S3

Ref : 570 235

à / bis / a / to

Ref : 570 238

M30-2 S3 / M30-4 S3 / MC 30 S3 / M-X 30-4 S3

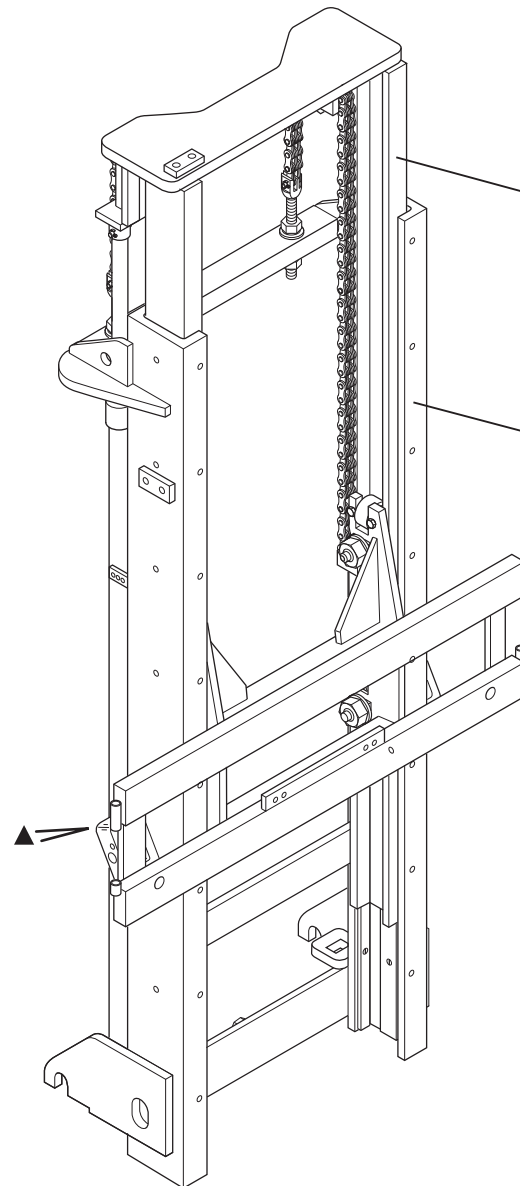
5 AA 45

MAT DOUBLE (Hauteur de levée : 3,00m à 4,50m)
DOPPELT HUBMAST (Hubhöhe : 3,00m bis 4,50m)
MASTIL DOBLE (Altura de levantamiento : 3,00m a 4,50m)
DOUBLE MAST (Lift height : 3,00m to 4,50m)
RAMPA DUPLEX (Altezza di sollevamento : 3,00m a 4,50m)

(Inclinaison standard - Standard neigung - Inclinación estandard - Standard tilting - Inclinazione standard : 6°/12°:M26/30 - 6°/10°:MC 30)

M 26-2 S.3 / M 30-2 S.3
M 26-4 S.3 / M 30-4 S.3
MC 30 S.3 / M-X 30-4 S.3

▲ N° DE MAT A SPECIFIER POUR TOUTE COMMANDE DE PIECES
HUBMAST NUMMER ZUGEBEN FÜR ALLE TEILE
N° DE MASTIS A ESPECIFICAR PARA TODAS PEDIDAS DE PIEZAS
MAST NUMBER TO SPECIFY FOR ALL PARTS ORDER
N° CARRELLO DA SPECIFICARE PER TUTTE GU ORDINI DEL PARTICOLARI



1 (3,00 m)
2 (3,60 m)
3 (4,00 m)
4 (4,50 m)

(2,6t.) ▲ 5 AA 24 - 5 AC 11 - 10 AC 23
10 AD 77 - 10 AD 78 - 10 AD 79 - 10 AD 80
10 CA 81 - 12 AA 86

5 (3,00 m)
6 (3,60 m)
7 (4,00 m)
8 (4,50 m)

(3t.) ▲ 5 AA 24 - 5 AC 11 - 10 AC 23
10 AD 77 - 10 AD 78 - 10 AD 79 - 10 AD 80
10 CA 81 - 12 AA 86

Catalogue : 647010

1

MAT DOUBLE (Hauteur de levée : 3,00 m à 4,50 m)
 DOPPELT HUBMAST (Hubhöhe : 3,00 m bis 4,50 m)
 MASTIL DOBLE (Altura de levantamiento : 3,00 m a 4,50 m)
 DOUBLE MAST (Lift height : 3,00 m to 4,50 m)
 RAMPA DUPLEX (Altezza di sollevamento : 3,00 m a 4,50 m)

Qté-Menge-Cant-Qty-Q.ta

5 AA

45

M

- | | |
|-----------------------|-----------------------|
| 1- M 26-2 S3 E2/E3 | 11- MC 70 PS S3 E2/E3 |
| 2- M 30-2 S3 E2/E3 | 12- M-X 30-4 S3-E3 |
| 3- M 26-4 S3 E2/E3 | 13- M-X 50-4 S3-E3 |
| 4- M 30-4 S3 E2/E3 | 14- M-X 70-2 S3-E3 |
| 5- M 40-4 S3 E2/E3 | 15- |
| 6- M 50-4 S3 E2/E3 | 16- |
| 7- MC 30 S3 E2/E3 | 17- |
| 8- MC 40 PS S3 E2/E3 | 18- |
| 9- MC 50 PS S3 E2/E3 | 19- |
| 10- MC 60 PS S3 E2/E3 | 20- |

| Rep Hinw Fig Item Rif | Numéro Teil-Nr Numero Part-Nr Part-Nr | Désignation Bezeichnung Descripcion Description Descrizione | Qté-Menge-Cant-Qty-Q.ta | | | | | | | | | | | | | | | | | | | |
|-----------------------------------|---|---|---|---|---|---|---|---|---|---|---|----|----|----|----|----|----|----|----|----|----|----|
| | | | 1 | 2 | 3 | 4 | 5 | 6 | 7 | 8 | 9 | 10 | 11 | 12 | 13 | 14 | 15 | 16 | 17 | 18 | 19 | 20 |
| 1 | 570231 | Mât double complet (3,00 m) Mastil doble completo Rampa duplex completo | - Kompletter doppelt hubmast - Complete double mast - | 1 | | 1 | | | | | | | | | | | | | | | | |
| 2 | 570232 | Mât double complet (3,60 m) Mastil doble completo Rampa duplex completo | - Kompletter doppelt hubmast - Complete double mast - | 1 | | 1 | | | | | | | | | | | | | | | | |
| 3 | 570233 | Mât double complet (4,00 m) Mastil doble completo Rampa duplex completo | - Kompletter doppelt hubmast - Complete double mast - | 1 | | 1 | | | | | | | | | | | | | | | | |
| 4 | 570234 | Mât double complet (4,50 m) Mastil doble completo Rampa duplex completo | - Kompletter doppelt hubmast - Complete double mast - | 1 | | 1 | | | | | | | | | | | | | | | | |
| 5 | 570235 | Mât double complet (3,00 m) Mastil doble completo Rampa duplex completo | - Kompletter doppelt hubmast - Complete double mast - | | 1 | | 1 | | | 1 | | | | 1 | | | | | | | | |
| 6 | 570236 | Mât double complet (3,60 m) Mastil doble completo Rampa duplex completo | - Kompletter doppelt hubmast - Complete double mast - | | 1 | | 1 | | | 1 | | | | 1 | | | | | | | | |
| 7 | 570237 | Mât double complet (4,00 m) Mastil doble completo Rampa duplex completo | - Kompletter doppelt hubmast - Complete double mast - | | 1 | | 1 | | | 1 | | | | 1 | | | | | | | | |
| 8 | 570238 | Mât double complet (4,50 m) Mastil doble completo Rampa duplex completo | - Kompletter doppelt hubmast - Complete double mast - | | 1 | | 1 | | | 1 | | | | 1 | | | | | | | | |

5 AA 24

MAT DOUBLE (Hauteur de levée : 3,00m à 4,50m)
 DOPPELT HUBMAST (Hubhöhe : 3,00m bis 4,50m)
 MASTIL DOBLE (Altura de levantamiento : 3,00 a 4,50m)
 DOUBLE MAST (Lift height : 3,00 to 4,50m)
 RAMPA DUPLEX (Altezza di sollevamento : 3,00 a 4,50m)

(Inclinaison standard - Standard neigung - Inclinación estandar - Standard tilting - Inclinazione standard : 6°/12°:M26/30 - 6°/10°:MC 30)

M 26-2 S.3 / M30-2 S.3
M 26-4 S.3 / M30-4 S.3
MC 30 S.3 / M-X 30-4 S.3

▲ N° DE MAT A SPECIFIER POUR TOUTE COMMANDE DE PIECES
 HUBMAST NUMMER ZUGEBEN FÜR ALLE TEILE
 N° DE MASTIL A ESPECIFICAR PARA TODAS PEDIDAS DE PIEZAS
 MAST NUMBER TO SPECIFY FOR ALL PARTS ORDER
 N° CARRELLO DA SPECIFICARE PER TUTTE GLI ORDINI DEL PARTICOLARI

| | 2,6T | 3T |
|--------|--------|--------|
| 3.00 m | 570231 | 570235 |
| 3.60 m | 570232 | 570236 |
| 4.00 m | 570233 | 570237 |
| 4.50 m | 570234 | 570238 |

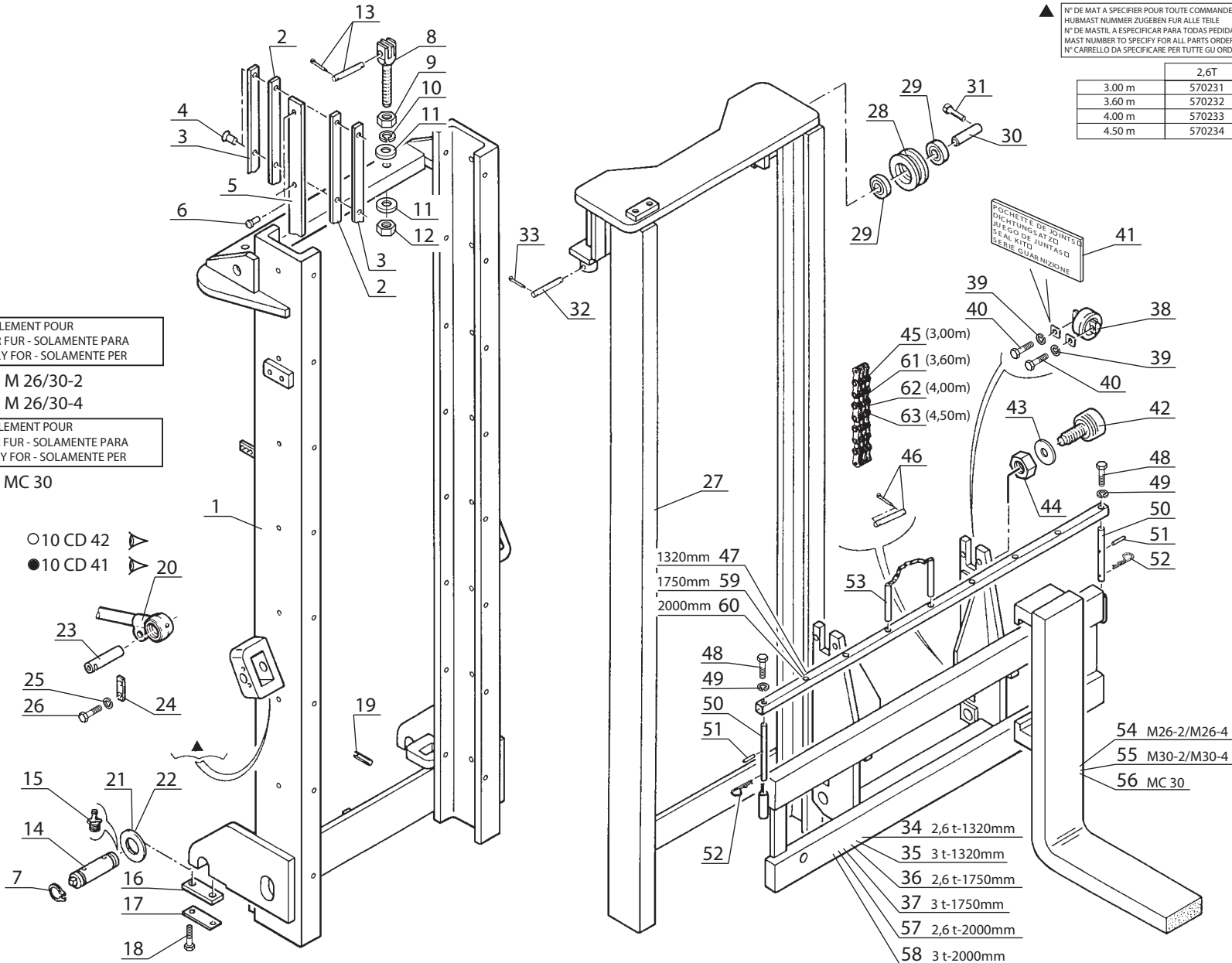
● SEULEMENT POUR
 NUR FÜR - SOLAMENTE PARA
 ONLY FOR - SOLAMENTE PER

M 26/30-2
 M 26/30-4

○ SEULEMENT POUR
 NUR FÜR - SOLAMENTE PARA
 ONLY FOR - SOLAMENTE PER

MC 30

○ 10 CD 42
 ● 10 CD 41



Catalogue : 647010

Qté-Menge-Cant-Qty-Q.ta | 5 AA 24 | M

1

MAT DOUBLE (Hauteur de levée : 3,00 m à 4,50 m)
 DOPPELT HUBMAST (Hubhöhe : 3,00 m bis 4,50 m)
 MASTIL DOBLE (Altura de levantamiento : 3,00 m a 4,50 m)
 DOUBLE MAST (Lift height : 3,00 m to 4,50 m)
 RAMPA DUPLEX (Altezza di sollevamento : 3,00 m a 4,50 m)

- | | |
|-----------------------|-----------------------|
| 1- M 26-2 S3 E2/E3 | 11- MC 70 PS S3 E2/E3 |
| 2- M 30-2 S3 E2/E3 | 12- M-X 30-4 S3-E3 |
| 3- M 26-4 S3 E2/E3 | 13- M-X 50-4 S3-E3 |
| 4- M 30-4 S3 E2/E3 | 14- M-X 70-2 S3-E3 |
| 5- M 40-4 S3 E2/E3 | 15- |
| 6- M 50-4 S3 E2/E3 | 16- |
| 7- MC 30 S3 E2/E3 | 17- |
| 8- MC 40 PS S3 E2/E3 | 18- |
| 9- MC 50 PS S3 E2/E3 | 19- |
| 10- MC 60 PS S3 E2/E3 | 20- |

| Rep Hinw Fig Item Rif | Numéro Teil-Nr Numero Part-Nr Part-Nr | Désignation Bezeichnung Descripcion Description Descrizione | 1 | 2 | 3 | 4 | 5 | 6 | 7 | 8 | 9 | 10 | 11 | 12 | 13 | 14 | 15 | 16 | 17 | 18 | 19 | 20 |
|-----------------------------------|---|--|---|---|---|---|---|---|---|---|---|----|----|----|----|----|----|----|----|----|----|----|
| 1 | 220959 | Montant fixe (3,00 m) - Aussengerüst Montante fijo - Outer channel Montante fisso - | 1 | 1 | 1 | 1 | | | 1 | | | | | 1 | | | | | | | | |
| 1 | 220960 | Montant fixe (3,60 m) - Aussengerüst Montante fijo - Outer channel Montante fisso - | 1 | 1 | 1 | 1 | | | 1 | | | | | 1 | | | | | | | | |
| 1 | 220961 | Montant fixe (4,00 m) - Aussengerüst Montante fijo - Outer channel Montante fisso - | 1 | 1 | 1 | 1 | | | 1 | | | | | 1 | | | | | | | | |
| 1 | 220962 | Montant fixe (4,50 m) - Aussengerüst Montante fijo - Outer channel Montante fisso - | 1 | 1 | 1 | 1 | | | 1 | | | | | 1 | | | | | | | | |
| 2 | 26392 | Plaque d'usure (ép. 4 mm lg 1935 mm) Verschleissplatte (dicke 4 mm länge 1935 mm) Placa de desgaste (espesor 4 mm long 1935 mm) Friction lining side (thickness 4 mm length 1935 mm) Piastra du usura (ép. 4 mm lunghezza 1935 mm) | 4 | 4 | 4 | 4 | | | 4 | | | | | 4 | | | | | | | | |
| 2 | 26395 | Plaque d'usure (ép. 4 mm lg 2235 mm) Verschleissplatte (dicke 4 mm länge 2235 mm) Placa de desgaste (espesor 4 mm long 2235 mm) Friction lining side (thickness 4 mm length 2235 mm) Piastra du usura (ép. 4 mm lunghezza 2235 mm) | 4 | 4 | 4 | 4 | | | 4 | | | | | 4 | | | | | | | | |
| 2 | 31968 | Plaque d'usure (ép. 4 mm lg 2730 mm) Verschleissplatte (dicke 4 mm länge 2730 mm) Placa de desgaste (espesor 4 mm long 2730 mm) Friction lining side (thickness 4 mm length 2730 mm) Piastra du usura (ép. 4 mm lunghezza 2730 mm) | 4 | 4 | 4 | 4 | | | 4 | | | | | 4 | | | | | | | | |
| 2 | 53941 | Plaque d'usure (ép. 4 mm lg 2435 mm) Verschleissplatte (dicke 4 mm länge 2435 mm) Placa de desgaste (espesor 4 mm long 2435 mm) Friction lining side (thickness 4 mm length 2435 mm) Piastra du usura (ép. 4 mm lunghezza 2435 mm) | 4 | 4 | 4 | 4 | | | 4 | | | | | 4 | | | | | | | | |
| 3 | 12310 | Plaque d'usure (ép. 5 mm lg 1935 mm) Verschleissplatte (dicke 5 mm länge 1935 mm) Placa de desgaste (espesor 5 mm long 1935 mm) Friction lining side (thickness 5 mm length 1935 mm) Piastra du usura (ép. 5 mm lunghezza 1935 mm) | 4 | 4 | 4 | 4 | | | 4 | | | | | 4 | | | | | | | | |



Catalogue : 647010

2

MAT DOUBLE (Hauteur de levée : 3,00 m à 4,50 m)
 DOPPELT HUBMAST (Hubhöhe : 3,00 m bis 4,50 m)
 MASTIL DOBLE (Altura de levantamiento : 3,00 m a 4,50 m)
 DOUBLE MAST (Lift height : 3,00 m to 4,50 m)
 RAMPA DUPLEX (Altezza di sollevamento : 3,00 m a 4,50 m)

Qté-Menge-Cant-Qty-Q.ta

5 AA

24

M

| | | | | | | | | | | |
|-----|----|------|----|-------|-------|-----|------|-------|----|-------|
| 1- | M | 26-2 | S3 | E2/E3 | 11- | MC | 70 | PS | S3 | E2/E3 |
| 2- | M | 30-2 | S3 | E2/E3 | 12- | M-X | 30-4 | S3-E3 | | |
| 3- | M | 26-4 | S3 | E2/E3 | 13- | M-X | 50-4 | S3-E3 | | |
| 4- | M | 30-4 | S3 | E2/E3 | 14- | M-X | 70-2 | S3-E3 | | |
| 5- | M | 40-4 | S3 | E2/E3 | 15- | | | | | |
| 6- | M | 50-4 | S3 | E2/E3 | 16- | | | | | |
| 7- | MC | 30 | S3 | E2/E3 | 17- | | | | | |
| 8- | MC | 40 | PS | S3 | E2/E3 | 18- | | | | |
| 9- | MC | 50 | PS | S3 | E2/E3 | 19- | | | | |
| 10- | MC | 60 | PS | S3 | E2/E3 | 20- | | | | |

| Rep Hinw Fig Item Rif | Numéro Teil-Nr Numero Part-Nr Part-Nr | Désignation Bezeichnung Descripcion Description Descrizione | 1 | 2 | 3 | 4 | 5 | 6 | 7 | 8 | 9 | 10 | 11 | 12 | 13 | 14 | 15 | 16 | 17 | 18 | 19 | 20 |
|-----------------------------------|---|--|---|---|---|---|---|---|---|---|---|----|----|----|----|----|----|----|----|----|----|----|
| 3 | 12311 | Plaque d'usure (ép. 5 mm lg 2235 mm) Verschleissplatte (dicke 5 mm länge 2235 mm) Placa de desgaste (espesor 5 mm long 2235 mm) Friction lining side (thickness 5 mm length 2235 mm) Piastra du usura (ép. 5 mm lunghezza 2235 mm) | 4 | 4 | 4 | 4 | | | 4 | | | | | 4 | | | | | | | | |
| 3 | 24712 | Plaque d'usure (ép. 5 mm lg 2435 mm) Verschleissplatte (dicke 5 mm länge 2435 mm) Placa de desgaste (espesor 5 mm long 2435 mm) Friction lining side (thickness 5 mm length 2435 mm) Piastra du usura (ép. 5 mm lunghezza 2435 mm) | 4 | 4 | 4 | 4 | | | 4 | | | | | 4 | | | | | | | | |
| 3 | 31777 | Plaque d'usure (ép. 5 mm lg 2730 mm) Verschleissplatte (dicke 5 mm länge 2730 mm) Placa de desgaste (espesor 5 mm long 2730 mm) Friction lining side (thickness 5 mm length 2730 mm) Piastra du usura (ép. 5 mm lunghezza 2730 mm) | 4 | 4 | 4 | 4 | | | 4 | | | | | 4 | | | | | | | | |
| 4 | 37002 | Rivet - Niete Remache - Rivet Rivetto - | X | X | X | X | | | X | | | | | X | | | | | | | | |
| 5 | 12312 | Plaque d'usure (ép. 5 mm lg 1935 mm) Verschleissplatte (dicke 5 mm länge 1935 mm) Placa de desgaste (espesor 5 mm long 1935 mm) Friction lining side (thickness 5 mm length 1935 mm) Piastra du usura (ép. 5 mm lunghezza 1935 mm) | 2 | 2 | 2 | 2 | | | 2 | | | | | 2 | | | | | | | | |
| 5 | 12313 | Plaque d'usure (ép. 5 mm lg 2235 mm) Verschleissplatte (dicke 5 mm länge 2235 mm) Placa de desgaste (espesor 5 mm long 2235 mm) Friction lining side (thickness 5 mm length 2235 mm) Piastra du usura (ép. 5 mm lunghezza 2235 mm) | 2 | 2 | 2 | 2 | | | 2 | | | | | 2 | | | | | | | | |
| 5 | 24713 | Plaque d'usure (ép. 5 mm lg 2435 mm) Verschleissplatte (dicke 5 mm länge 2435 mm) Placa de desgaste (espesor 5 mm long 2435 mm) Friction lining side (thickness 5 mm length 2435 mm) Piastra du usura (ép. 5 mm lunghezza 2435 mm) | 2 | 2 | 2 | 2 | | | 2 | | | | | 2 | | | | | | | | |
| 5 | 31778 | Plaque d'usure (ép. 5 mm lg 2730 mm) Verschleissplatte (dicke 5 mm länge 2730 mm) Placa de desgaste (espesor 5 mm long 2730 mm) Friction lining side (thickness 5 mm length 2730 mm) Piastra du usura (ép. 5 mm lunghezza 2730 mm) | 2 | 2 | 2 | 2 | | | 2 | | | | | 2 | | | | | | | | |



Catalogue : 647010

3

MAT DOUBLE (Hauteur de levée : 3,00 m à 4,50 m)
 DOPPELT HUBMAST (Hubhöhe : 3,00 m bis 4,50 m)
 MASTIL DOBLE (Altura de levantamiento : 3,00 m a 4,50 m)
 DOUBLE MAST (Lift height : 3,00 m to 4,50 m)
 RAMPA DUPLEX (Altezza di sollevamento : 3,00 m a 4,50 m)

Qté-Menge-Cant-Qty-Q.ta

5 AA

24

M

| | |
|-----------------------|-----------------------|
| 1- M 26-2 S3 E2/E3 | 11- MC 70 PS S3 E2/E3 |
| 2- M 30-2 S3 E2/E3 | 12- M-X 30-4 S3-E3 |
| 3- M 26-4 S3 E2/E3 | 13- M-X 50-4 S3-E3 |
| 4- M 30-4 S3 E2/E3 | 14- M-X 70-2 S3-E3 |
| 5- M 40-4 S3 E2/E3 | 15- |
| 6- M 50-4 S3 E2/E3 | 16- |
| 7- MC 30 S3 E2/E3 | 17- |
| 8- MC 40 PS S3 E2/E3 | 18- |
| 9- MC 50 PS S3 E2/E3 | 19- |
| 10- MC 60 PS S3 E2/E3 | 20- |

| Rep Hinw Fig Item Rif | Número Teil-Nr Numero Part-Nr Part-Nr | Désignation Bezeichnung Descripcion Description Descrizione | 1 | 2 | 3 | 4 | 5 | 6 | 7 | 8 | 9 | 10 | 11 | 12 | 13 | 14 | 15 | 16 | 17 | 18 | 19 | 20 | |
|-----------------------------------|---|---|---|---|---|---|---|---|---|---|---|----|----|----|----|----|----|----|----|----|----|----|--|
| 6 | 37000 | Rivet - Niete Remache - Rivet Rivetto - | X | X | X | X | | | X | | | | | X | | | | | | | | | |
| 7 | 2637 | Circlips - Sicherungsring Aro retén - Circlip Anello elastico - | 4 | 4 | 4 | 4 | | | 4 | | | | | 4 | | | | | | | | | |
| 8 | 63150 | Tendeur de chaîne - Kettenspanner Tensor de cadena - Chain tightener Tenditore catena - | 2 | 2 | 2 | 2 | | | 2 | | | | | 2 | | | | | | | | | |
| 9 | 32115 | Ecrou Hm, M20 zingué - Mutter Tuerca - Nut Dado - | 2 | 2 | 2 | 2 | | | 2 | | | | | 2 | | | | | | | | | |
| 10 | 42349 | Rondelle W20 ZN - Unterlegscheibe Arandela - Washer Rondella - | 2 | 2 | 2 | 2 | | | 2 | | | | | 2 | | | | | | | | | |
| 11 | 197633 | Rondelle HR21 x 40x4 ZN - Unterlegscheibe Arandela - Washer Rondella - | 4 | 4 | 4 | 4 | | | 4 | | | | | 4 | | | | | | | | | |
| 12 | 42817 | Ecrou H ,M20 zingué - Mutter Tuerca - Nut Dado - | 2 | 2 | 2 | 2 | | | 2 | | | | | 2 | | | | | | | | | |
| 13 | 63145 | Axe + 2 goupilles - Bolzen + 2 stift Eje + 2 pasadors - Pin + 2 cotter pin Perno + 2 spina - | 2 | 2 | 2 | 2 | | | 2 | | | | | 2 | | | | | | | | | |
| 14 | 180392 | Axe d'articulation - Gelenkachse Eje de articulación - Articulating pin Perno di articolazione - | 2 | 2 | 2 | 2 | | | 2 | | | | | 2 | | | | | | | | | |
| 15 | 5135 | Graisneur droit (M 10 x 150) - Gerade schmiernippel Engrasador recto - Straight greaser Ingrassatore destro - | 2 | 2 | 2 | 2 | | | 2 | | | | | 2 | | | | | | | | | |
| 16 | 219280 | Plat d'arrêt - Anschlag platte Placa de parada - Stop plate Piatto d'arresto - | 2 | 2 | 2 | 2 | | | 2 | | | | | 2 | | | | | | | | | |

+

Catalogue : 647010

4

MAT DOUBLE (Hauteur de levée : 3,00 m à 4,50 m)
 DOPPELT HUBMAST (Hubhöhe : 3,00 m bis 4,50 m)
 MASTIL DOBLE (Altura de levantamiento : 3,00 m a 4,50 m)
 DOUBLE MAST (Lift height : 3,00 m to 4,50 m)
 RAMPA DUPLEX (Altezza di sollevamento : 3,00 m a 4,50 m)

Qté-Menge-Cant-Qty-Q.ta

5 AA

24

M

| | |
|-----------------------|-----------------------|
| 1- M 26-2 S3 E2/E3 | 11- MC 70 PS S3 E2/E3 |
| 2- M 30-2 S3 E2/E3 | 12- M-X 30-4 S3-E3 |
| 3- M 26-4 S3 E2/E3 | 13- M-X 50-4 S3-E3 |
| 4- M 30-4 S3 E2/E3 | 14- M-X 70-2 S3-E3 |
| 5- M 40-4 S3 E2/E3 | 15- |
| 6- M 50-4 S3 E2/E3 | 16- |
| 7- MC 30 S3 E2/E3 | 17- |
| 8- MC 40 PS S3 E2/E3 | 18- |
| 9- MC 50 PS S3 E2/E3 | 19- |
| 10- MC 60 PS S3 E2/E3 | 20- |

| Rep Hinw Fig Item Rif | Numéro Teil-Nr Numero Part-Nr Part-Nr | Désignation Bezeichnung Descripcion Description Descrizione | | | | | | | | | | | | | | | | | | | | |
|-----------------------------------|---|--|---|---|---|---|---|---|---|---|---|----|----|----|----|----|----|----|----|----|----|----|
| | | | 1 | 2 | 3 | 4 | 5 | 6 | 7 | 8 | 9 | 10 | 11 | 12 | 13 | 14 | 15 | 16 | 17 | 18 | 19 | 20 |
| 17 | 183970 | Plaquette d'arrêt Placa de tope Piastrina d'arresto | - Anschlag platte - Stop plate - | 2 | 2 | 2 | 2 | | | 2 | | | | | | | | 2 | | | | |
| 18 | 58611 | Vis H,M18- 50 zinguée Tornillo Vite | - Schraube - Screw - | 4 | 4 | 4 | 4 | | | 4 | | | | | | | | 4 | | | | |
| 19 | 169074 | Goupille 10 x 25 E Pasador Spina | - Stift - Pin - | 2 | 2 | 2 | 2 | | | 2 | | | | | | | | 2 | | | | |
| 21 | 181490 | Rondelle SP 46 x 68 x 1,5ZN Arandela Rondella | - Unterlegscheibe - Washer - | X | X | X | X | | | X | | | | | | | | X | | | | |
| 22 | 181491 | Rondelle SP 46 x 68 x 2,5ZN Arandela Rondella | - Unterlegscheibe - Washer - | X | X | X | X | | | X | | | | | | | | X | | | | |
| 23 | 220908 | Axe d'articulation Eje de articulación Perno di articolazione | - Gelenkachse - Articulating pin - | 2 | 2 | 2 | 2 | | | 2 | | | | | | | | 2 | | | | |
| 24 | 165363 | Plaque de fixation Placa de fijación Piastra di fissaggio | - Befestigung Platte - Fastening plate - | 2 | 2 | 2 | 2 | | | 2 | | | | | | | | 2 | | | | |
| 25 | 42232 | Rondelle W10 ZN Arandela Rondella | - Unterlegscheibe - Washer - | 4 | 4 | 4 | 4 | | | 4 | | | | | | | | 4 | | | | |
| 26 | 63727 | Vis H,M10- 20-8.8-ZN8/C Tornillo Vite | - Schraube - Screw - | 4 | 4 | 4 | 4 | | | 4 | | | | | | | | 4 | | | | |
| 27 | 220963 | Montant mobile (3,00 m) Montante móvil (3,00 m) Montante mobile (3,00 m) | - Innengerüst (3,00 m) - Inner channel (3,00 m) - | 1 | 1 | 1 | 1 | | | 1 | | | | | | | | 1 | | | | |
| 27 | 220964 | Montant mobile (3,60 m) Montante móvil (3,60 m) Montante mobile (3,60 m) | - Innengerüst (3,60 m) - Inner channel (3,60 m) - | 1 | 1 | 1 | 1 | | | 1 | | | | | | | | 1 | | | | |

+

Catalogue : 647010

5

MAT DOUBLE (Hauteur de levée : 3,00 m à 4,50 m)
 DOPPELT HUBMAST (Hubhöhe : 3,00 m bis 4,50 m)
 MASTIL DOBLE (Altura de levantamiento : 3,00 m a 4,50 m)
 DOUBLE MAST (Lift height : 3,00 m to 4,50 m)
 RAMPA DUPLEX (Altezza di sollevamento : 3,00 m a 4,50 m)

Qté-Menge-Cant-Qty-Q.ta

5 AA

24

M

| | |
|-----------------------|-----------------------|
| 1- M 26-2 S3 E2/E3 | 11- MC 70 PS S3 E2/E3 |
| 2- M 30-2 S3 E2/E3 | 12- M-X 30-4 S3-E3 |
| 3- M 26-4 S3 E2/E3 | 13- M-X 50-4 S3-E3 |
| 4- M 30-4 S3 E2/E3 | 14- M-X 70-2 S3-E3 |
| 5- M 40-4 S3 E2/E3 | 15- |
| 6- M 50-4 S3 E2/E3 | 16- |
| 7- MC 30 S3 E2/E3 | 17- |
| 8- MC 40 PS S3 E2/E3 | 18- |
| 9- MC 50 PS S3 E2/E3 | 19- |
| 10- MC 60 PS S3 E2/E3 | 20- |

| Rep Hinw Fig Item Rif | Número Teil-Nr Numero Part-Nr Part-Nr | Désignation Bezeichnung Descripcion Description Descrizione | 1 | 2 | 3 | 4 | 5 | 6 | 7 | 8 | 9 | 10 | 11 | 12 | 13 | 14 | 15 | 16 | 17 | 18 | 19 | 20 | |
|-----------------------------------|---|---|---|---|---|---|---|---|---|---|---|----|----|----|----|----|----|----|----|----|----|----|--|
| 27 | 220965 | Montant mobile (4,00 m) - Innengerüst (4,00 m) Montante móvil (4,00 m) - Inner channel (4,00 m) Montante mobile (4,00 m) - | 1 | 1 | 1 | 1 | | | 1 | | | | | 1 | | | | | | | | | |
| 27 | 220966 | Montant mobile (4,50 m) - Innengerüst (4,50 m) Montante móvil (4,50 m) - Inner channel (4,50 m) Montante mobile (4,50 m) - | 1 | 1 | 1 | 1 | | | 1 | | | | | 1 | | | | | | | | | |
| 28 | 188822 | Galet de chaîne - Kettenrolle Rodillo de cadena - Chain roller Rullo catena - | 2 | 2 | 2 | 2 | | | 2 | | | | | 2 | | | | | | | | | |
| 29 | 4945 | Roulement - Läger Rodamiento - Bearing Cuscinetto - | 4 | 4 | 4 | 4 | | | 4 | | | | | 4 | | | | | | | | | |
| 30 | 164216 | Axe - Bolzen Eje - Pin Perno - | 2 | 2 | 2 | 2 | | | 2 | | | | | 2 | | | | | | | | | |
| 31 | 60674 | Vis H,M10- 40- 40 zinguée - Schraube Tornillo - Screw Vite - | 2 | 2 | 2 | 2 | | | 2 | | | | | 2 | | | | | | | | | |
| 32 | 163927 | Axe - Bolzen Eje - Pin Perno - | 2 | 2 | 2 | 2 | | | 2 | | | | | 2 | | | | | | | | | |
| 33 | 61698 | Goupille V 5 x 32 zinguée - Stift Pasador - Pin Spina - | 4 | 4 | 4 | 4 | | | 4 | | | | | 4 | | | | | | | | | |
| 34 | 220967 | Tablier porte fourches, nu (Longueur 1320 mm) Gabelträger, allein (Länge 1320 mm) Tablero portahorquillas, solo (Longitud 1320 mm) Forks carrier, stripped (Length 1320 mm) Portaforche, nudo (Lunghezza 1320 mm) | 1 | | | 1 | | | | | | | | | | | | | | | | | |
| 35 | 220968 | Tablier porte fourches, nu (Longueur 1320 mm) Gabelträger, allein (Länge 1320 mm) Tablero portahorquillas, solo (Longitud 1320 mm) Forks carrier, stripped (Length 1320 mm) Portaforche, nudo (Lunghezza 1320 mm) | | 1 | | 1 | | | 1 | | | | | 1 | | | | | | | | | |

+

Catalogue : 647010

6

MAT DOUBLE (Hauteur de levée : 3,00 m à 4,50 m)
 DOPPELT HUBMAST (Hubhöhe : 3,00 m bis 4,50 m)
 MASTIL DOBLE (Altura de levantamiento : 3,00 m a 4,50 m)
 DOUBLE MAST (Lift height : 3,00 m to 4,50 m)
 RAMPA DUPLEX (Altezza di sollevamento : 3,00 m a 4,50 m)

Qté-Menge-Cant-Qty-Q.ta

5 AA

24

M

| | |
|-----------------------|-----------------------|
| 1- M 26-2 S3 E2/E3 | 11- MC 70 PS S3 E2/E3 |
| 2- M 30-2 S3 E2/E3 | 12- M-X 30-4 S3-E3 |
| 3- M 26-4 S3 E2/E3 | 13- M-X 50-4 S3-E3 |
| 4- M 30-4 S3 E2/E3 | 14- M-X 70-2 S3-E3 |
| 5- M 40-4 S3 E2/E3 | 15- |
| 6- M 50-4 S3 E2/E3 | 16- |
| 7- MC 30 S3 E2/E3 | 17- |
| 8- MC 40 PS S3 E2/E3 | 18- |
| 9- MC 50 PS S3 E2/E3 | 19- |
| 10- MC 60 PS S3 E2/E3 | 20- |

| Rep Hinw Fig Item Rif | Número Teil-Nr Numero Part-Nr Part-Nr | Désignation Bezeichnung Descripcion Description Descrizione | 1 | 2 | 3 | 4 | 5 | 6 | 7 | 8 | 9 | 10 | 11 | 12 | 13 | 14 | 15 | 16 | 17 | 18 | 19 | 20 |
|-----------------------------------|---|---|---|---|---|---|---|---|---|---|---|----|----|----|----|----|----|----|----|----|----|----|
| 36 | 220969 | Tablier porte fourches, nu (Longueur 1750 mm) Gabelträger, allein (Länge 1750 mm) Tablero portahorquillas, solo (Longitud 1750 mm) Forks carrier, stripped (Length 1750 mm) Portaforche, nudo (Lunghezza 1750 mm) | 1 | | 1 | | | | | | | | | | | | | | | | | |
| 37 | 220971 | Tablier porte fourches, nu (Longueur 1750 mm) Gabelträger, allein (Länge 1750 mm) Tablero portahorquillas, solo (Longitud 1750 mm) Forks carrier, stripped (Length 1750 mm) Portaforche, nudo (Lunghezza 1750 mm) | | | 1 | 1 | | | 1 | | | | | 1 | | | | | | | | |
| 38 | 24530 | Galet guide avec axe - Führungsrolle mit achse Rodillo guía con eje - Guide roller with axle Rullo guida con perno - | 4 | 4 | 4 | 4 | | | 4 | | | | | 4 | | | | | | | | |
| 39 | 42232 | Rondelle W10 ZN - Unterlegscheibe Arandela - Washer Rondella - | 8 | 8 | 8 | 8 | | | 8 | | | | | 8 | | | | | | | | |
| 40 | 45633 | Vis H,M10- 50-8.8-ZN8/C - Schraube Tornillo - Screw Vite - | 8 | 8 | 8 | 8 | | | 8 | | | | | 8 | | | | | | | | |
| 41 | 26524 | Pochette de cales - Unterlegblechsatz Juego de calas - Shim kit Kit spessore - | X | X | X | X | | | X | | | | | X | | | | | | | | |
| 42 | 603 | Galet porteur avec axe - Rolle mit achse Rodillo con eje - Roller with axle Rullo con perno - | 4 | 4 | 4 | 4 | | | 4 | | | | | 4 | | | | | | | | |
| 43 | 1657 | Rondelle ELAST 38 x70x5 ZN - Unterlegscheibe Arandela - Washer Rondella - | 4 | 4 | 4 | 4 | | | 4 | | | | | 4 | | | | | | | | |
| 44 | 604 | Ecrou Hm, M36 P150 C05 ZN..C - Mutter Tuerca - Nut Dado - | 4 | 4 | 4 | 4 | | | 4 | | | | | 4 | | | | | | | | |
| 45 | 164212 | Chaîne (75 Maillons) - Kette (75 Glied) Cadena (75 Eslabón) - Chain (75 Link) Catena (75 Maglie) - | 2 | 2 | 2 | 2 | | | 2 | | | | | 2 | | | | | | | | |

+

Catalogue : 647010

8

MAT DOUBLE (Hauteur de levée : 3,00 m à 4,50 m)
 DOPPELT HUBMAST (Hubhöhe : 3,00 m bis 4,50 m)
 MASTIL DOBLE (Altura de levantamiento : 3,00 m a 4,50 m)
 DOUBLE MAST (Lift height : 3,00 m to 4,50 m)
 RAMPA DUPLEX (Altezza di sollevamento : 3,00 m a 4,50 m)

Qté-Menge-Cant-Qty-Q.ta

5 AA

24

M

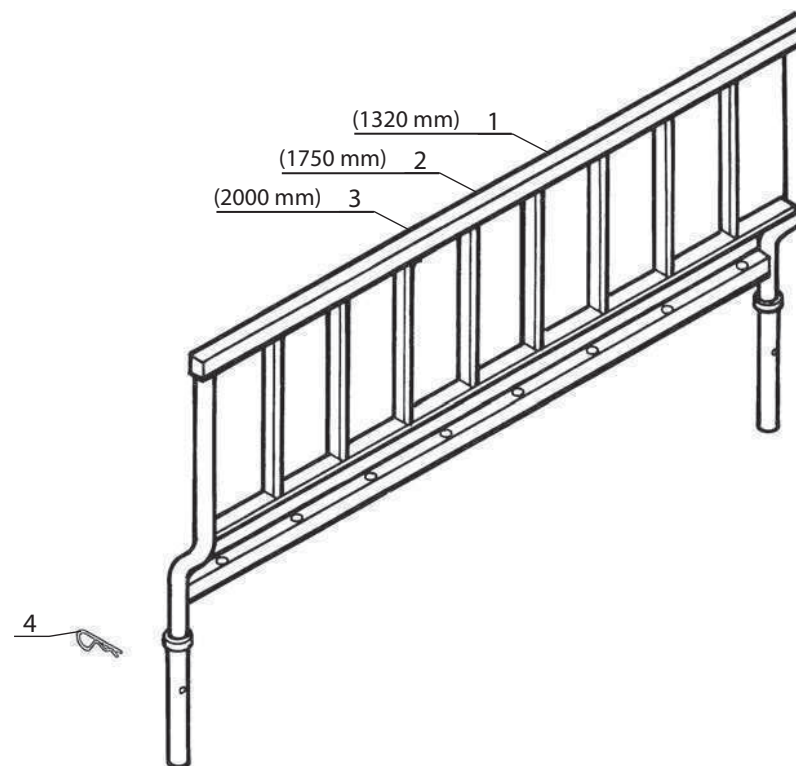
| | |
|-----------------------|-----------------------|
| 1- M 26-2 S3 E2/E3 | 11- MC 70 PS S3 E2/E3 |
| 2- M 30-2 S3 E2/E3 | 12- M-X 30-4 S3-E3 |
| 3- M 26-4 S3 E2/E3 | 13- M-X 50-4 S3-E3 |
| 4- M 30-4 S3 E2/E3 | 14- M-X 70-2 S3-E3 |
| 5- M 40-4 S3 E2/E3 | 15- |
| 6- M 50-4 S3 E2/E3 | 16- |
| 7- MC 30 S3 E2/E3 | 17- |
| 8- MC 40 PS S3 E2/E3 | 18- |
| 9- MC 50 PS S3 E2/E3 | 19- |
| 10- MC 60 PS S3 E2/E3 | 20- |

| Rep Hinw Fig Item Rif | Numéro Teil-Nr Numero Part-Nr Part-Nr | Désignation Bezeichnung Descripcion Description Descrizione | | | | | | | | | | | | | | | | | | | | |
|-----------------------------------|---|---|---|---|---|---|---|---|---|---|---|----|----|----|----|----|----|----|----|----|----|----|
| | | | 1 | 2 | 3 | 4 | 5 | 6 | 7 | 8 | 9 | 10 | 11 | 12 | 13 | 14 | 15 | 16 | 17 | 18 | 19 | 20 |
| 57 | 220970 | Tablier porte fourches, nu (Longueur 2000 mm) Gabelträger, allein (Länge 2000 mm) Tablero portahorquillas, solo (Longitud 2000 mm) Forks carrier, stripped (Length 2000 mm) Portaforche, nudo (Lunghezza 2000 mm) | 1 | | 1 | | | | | | | | | | | | | | | | | |
| 58 | 220972 | Tablier porte fourches, nu (Longueur 2000 mm) Gabelträger, allein (Länge 2000 mm) Tablero portahorquillas, solo (Longitud 2000 mm) Forks carrier, stripped (Length 2000 mm) Portaforche, nudo (Lunghezza 2000 mm) | | | 1 | | 1 | | | 1 | | | | | 1 | | | | | | | |
| 59 | 19080 | Blocage de fourche (Longueur 1750 mm) Gabelblockierung (Länge 1750 mm) Bloqueo de horquilla (Longitud 1750 mm) Forks locking (Length 1750 mm) Bloccaggio de forca (Lunghezza 1750 mm) | 1 | 1 | 1 | 1 | | | | 1 | | | | | 1 | | | | | | | |
| 60 | 165529 | Blocage de fourche (Longueur 2000 mm) Gabelblockierung (Länge 2000 mm) Bloqueo de horquilla (Longitud 2000 mm) Forks locking (Length 2000 mm) Bloccaggio de forca (Lunghezza 2000 mm) | 1 | 1 | 1 | 1 | | | | 1 | | | | | 1 | | | | | | | |
| 61 | 164213 | Chaîne (87 Maillons) - Kette (87 Glied) Cadena (87 Eslabón) - Chain (87 Link) Catena (87 Maglie) - | 2 | 2 | 2 | 2 | | | | 2 | | | | | 2 | | | | | | | |
| 62 | 164214 | Chaîne (95 Maillons) - Kette (95 Glied) Cadena (95 Eslabón) - Chain (95 Link) Catena (95 Maglie) - | 2 | 2 | 2 | 2 | | | | 2 | | | | | 2 | | | | | | | |
| 63 | 161187 | Chaîne (109 Maillons) - Kette (109 Glied) Cadena (109 Eslabón) - Chain (109 Link) Catena (109 Maglie) - | 2 | 2 | 2 | 2 | | | | 2 | | | | | 2 | | | | | | | |

5 AC 11

DOSSERET DE CHARGE
RÜCKLENETRAGLAST
COSTILLA DE CARGA
BACK LOAD REST
SPONDA DI CARICO

M 26-2 S.3 / M30-2 S.3
M 26-4 S.3 / M30-4 S.3
MC 30 S.3 / M-X 30-4 S.3



Catalogue : 647010

1

DOSSERET DE CHARGE
RÜCKLEHNETRAGLAST
COSTILLA DE CARGA
BACK LOAD REST
SPONDA DI CARICO

Qté-Menge-Cant-Qty-Q.ta

5 AC

11

M

| | |
|-----------------------|-----------------------|
| 1- M 26-2 S3 E2/E3 | 11- MC 70 PS S3 E2/E3 |
| 2- M 30-2 S3 E2/E3 | 12- M-X 30-4 S3-E3 |
| 3- M 26-4 S3 E2/E3 | 13- M-X 50-4 S3-E3 |
| 4- M 30-4 S3 E2/E3 | 14- M-X 70-2 S3-E3 |
| 5- M 40-4 S3 E2/E3 | 15- |
| 6- M 50-4 S3 E2/E3 | 16- |
| 7- MC 30 S3 E2/E3 | 17- |
| 8- MC 40 PS S3 E2/E3 | 18- |
| 9- MC 50 PS S3 E2/E3 | 19- |
| 10- MC 60 PS S3 E2/E3 | 20- |

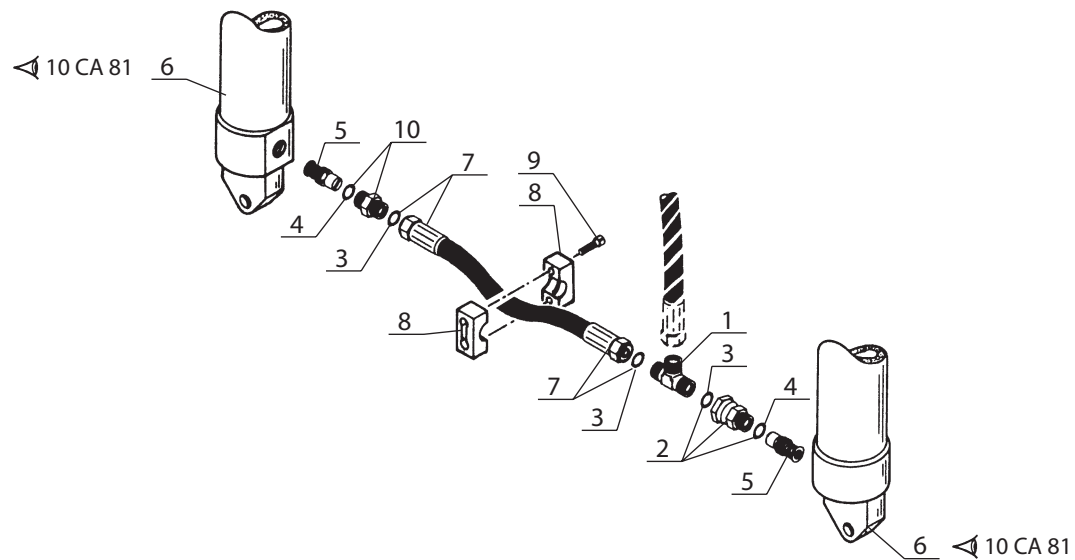
| Rep Hinw Fig Item Rif | Número Teil-Nr Numero Part-Nr Part-Nr | Désignation Bezeichnung Description Descrizione |
|-----------------------------------|---|--|
| 1 | 61401 | Dosseret de charge, nu (1320 mm) Rücklehnmetraglast, allein Costilla de carga, solo - Back load rest, stripped Sponda di carico, nudo - |
| 2 | 61402 | Dosseret de charge, nu (1750 mm) Rücklehnmetraglast, allein Costilla de carga, solo - Back load rest, stripped Sponda di carico, nudo - |
| 3 | 164414 | Dosseret de charge, nu (2000 mm) Rücklehnmetraglast, allein Costilla de carga, solo - Back load rest, stripped Sponda di carico, nudo - |
| 4 | 5966 | Goupille "Béta" de 6 - Stift Pasador - Pin Spina - |

| 1 | 2 | 3 | 4 | 5 | 6 | 7 | 8 | 9 | 10 | 11 | 12 | 13 | 14 | 15 | 16 | 17 | 18 | 19 | 20 |
|---|---|---|---|---|---|---|---|---|----|----|----|----|----|----|----|----|----|----|----|
| 1 | 1 | 1 | 1 | | | 1 | | | | | 1 | | | | | | | | |
| | 1 | 1 | 1 | | | 1 | | | | | 1 | | | | | | | | |
| | 1 | 1 | 1 | 1 | | 1 | | | | | 1 | | | | | | | | |
| | 2 | 2 | 2 | 2 | | 2 | | | | | 2 | | | | | | | | |

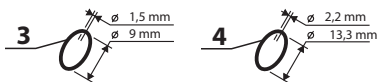
10 AC 23

HYDRAULIQUE (Branchement, vérin d'élévation)
HYDRAULIK (Rohranschluss, hubzylinder)
HIDRAULICO (Derivación, cilindro de elevación)
HYDRAULIC (Branch connection, lifting cylinder)
IDRAULICO (Diramazione, cilindro di sollevamento)

M 26-2 S.3 / M 30-2 S.3
M 26-4 S.3 / M 30-4 S.3
MC 30 S.3 / M-X 30-4 S.3



POUR FLEXIBLE ET RACCORD
FÜR SCHLAUCH UND VERSCHRAUBUNG
PARA FLEXIBLE Y RACOR
FOR HOSE AND CONNECTION
PER FLESSIBILE E RACCORDO



Catalogue : 647010

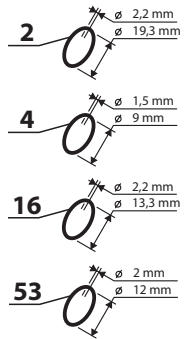
| 1 | HYDRAULIQUE (Branchement vérin d'élévation) HYDRAULIK (Rohranschluss hubzylinder) HIDRAULICO (Derivación cilindro de elevación) HYDRAULIC (Branch connection lifting cylinder) IDRAULICO (Divamazione cilindro di sollevamento) | | | Qté-Menge-Cant-Qty-Q.ta | | | | | | | | | | 10 AC | | 23 | | M | | | | | |
|----|---|---|---|-------------------------|---|---|---|---|---|---|---|---|----|-------|----|----|----|---|----|----|----|----|----|
| | Rep Hinw Fig Item Rif | Numéro Teil-Nr Numero Part-Nr Part-Nr | Désignation Bezeichnung Description Descrizione | 1 | 2 | 3 | 4 | 5 | 6 | 7 | 8 | 9 | 10 | 11 | 12 | 13 | 14 | | 15 | 16 | 17 | 18 | 19 |
| 1 | 238230 | Raccord Té Réducteur Racor Raccordo | - Verschraubung - Connection - | 1 | 1 | 1 | 1 | | | 1 | | | | | 1 | | | | | | | | |
| 2 | 169091 | Raccord Adapteur Racor Raccordo | - Verschraubung - Connection - | 1 | 1 | 1 | 1 | | | 1 | | | | | 1 | | | | | | | | |
| 3 | 190874 | Joint torique Junta tórica Anello OR | - "0" ring - "0" ring - | X | X | X | X | | | X | | | | | X | | | | | | | | |
| 4 | 169436 | Joint torique Junta tórica Anello OR | - "0" ring - "0" ring - | X | X | X | X | | | X | | | | | X | | | | | | | | |
| 5 | 164076 | Ralentisseur de débit Válvula de restricción Regolatore di flusso | - Druckregler - Flow restrictor - | 2 | 2 | 2 | 2 | | | 2 | | | | | 2 | | | | | | | | |
| 7 | 169321 | Flexible (Lg 550) Flexible Flessibile | - Schlauch - Hose - | 1 | 1 | 1 | 1 | | | 1 | | | | | 1 | | | | | | | | |
| 8 | 168850 | Demi-collier Media abrazadera Fascetta | - Halb-klemme - Half-clamp - | 2 | 2 | 2 | 2 | | | 2 | | | | | 2 | | | | | | | | |
| 9 | 7242 | Vis CHc,M 6- 20 zinguée Tornillo Vite | - Schraube - Screw - | 2 | 2 | 2 | 2 | | | 2 | | | | | 2 | | | | | | | | |
| 10 | 167927 | Raccord Union Racor Raccordo | - Verschraubung - Connection - | 1 | 1 | 1 | 1 | | | 1 | | | | | 1 | | | | | | | | |

10 AD 77

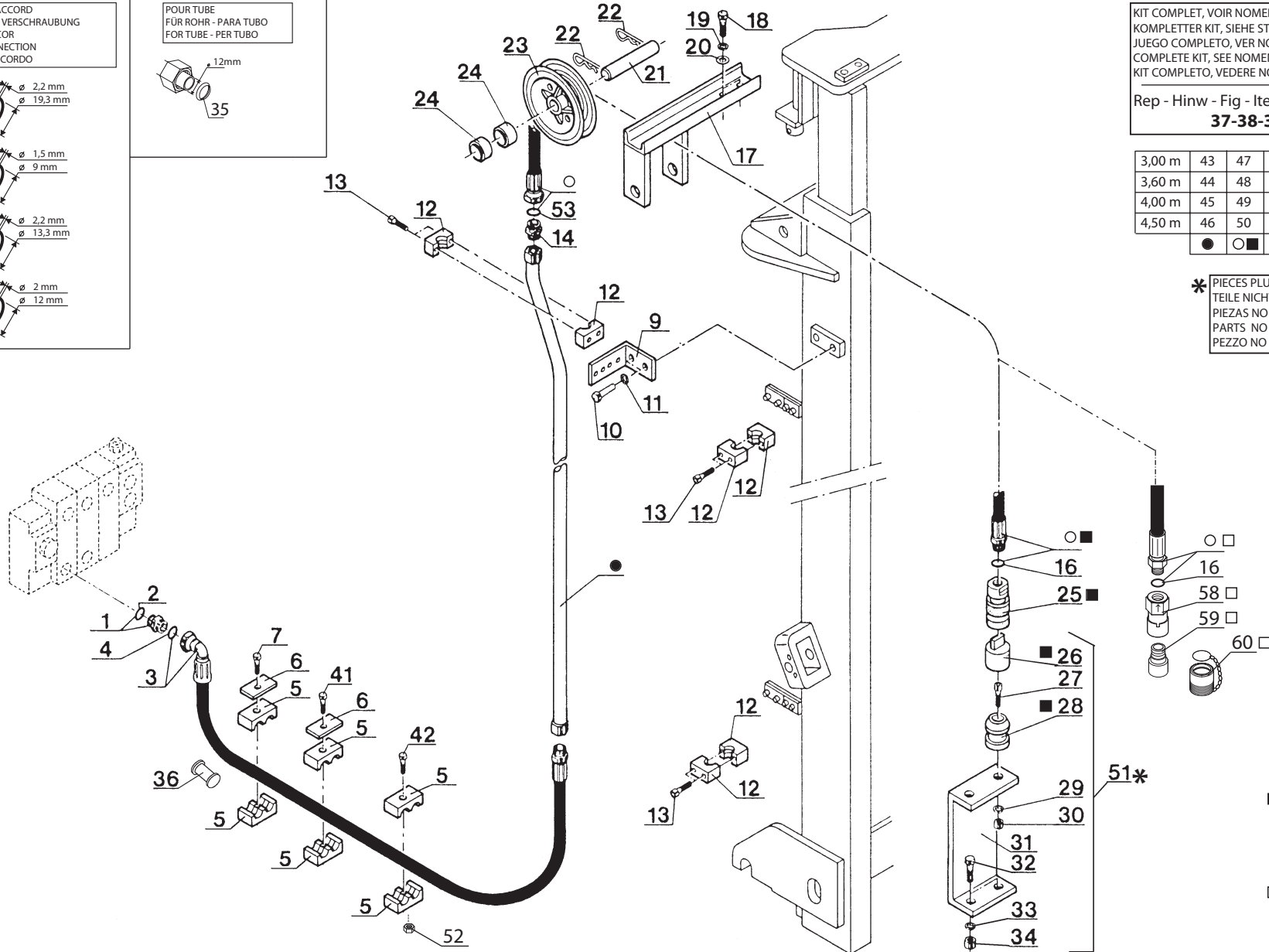
KIT HYDRAULIQUE ACCESSOIRE 3ème ELEMENT (Simple effet)
 KIT 3er ELEMENT ZUBEHÖR HYDRAULIK (Einfachwirkend)
 KIT HIDRAULICO ACCESSORIO 3ro ELEMENTO (Simple efecto)
 3rd ELEMENT ATTACHMENT HYDRAULIC KIT (Single-acting)
 KIT IDRAULICO ACCESSORIO 3 ELEMENTO (Semplice effetto)

M 26-2 S.3 / M 30-2 S.3
 M 26-4 S.3 / M 30-4 S.3
 MC 30 S.3 / M-X 30-4 S.3

POUR FLEXIBLE ET RACCORD
 FÜR SCHLAUCH UND VERSCHRAUBUNG
 PARA FLEXIBLE Y RACOR
 FOR HOSE AND CONNECTION
 PER FLESSIBILE E RACCORDO



POUR TUBE
 FÜR ROHR - PARA TUBO
 FOR TUBE - PER TUBO



KIT COMPLET, VOIR NOMENCLATURE
 KOMPLETTER KIT, SIEHE STÜCKLISTE
 JUEGO COMPLETO, VER NOMENCLATURA
 COMPLETE KIT, SEE NOMENCLATURE
 KIT COMPLETO, VEDERE NOMENCLATURA

Rep - Hinw - Fig - Item - Sequenza
37-38-39-40

| | | | |
|--------|----|----|----|
| 3,00 m | 43 | 47 | 54 |
| 3,60 m | 44 | 48 | 55 |
| 4,00 m | 45 | 49 | 56 |
| 4,50 m | 46 | 50 | 57 |

● ○ ■ □

* PIÈCES PLUS LIVRÉES
 TEILE NICHT GELIEFERT
 PIEZAS NO ENTREGADOS
 PARTS NO MORE DELIVERED
 PEZZO NO CONSEGNARE

- 1er MONTAGE
 1ste MONTAGE
 1ro MONTAJE
 1st MOUNTING
 1mo MONTAGGIO
- 2ème MONTAGE
 2te MONTAGE
 2do MONTAJE
 2nd MOUNTING
 2do MONTAGGIO

Catalogue : 647010

| 1 | Catalogue : 647010 | | | Qté-Menge-Cant-Qty-Q.ta | | | | | | | | | | | | | | | | | 10 AD | 77 | M | | |
|----|---|--|---|-------------------------|-----------------------|---|---|---|---|---|---|---|----|----|----|----|----|----|----|----|-------|----|----|--|--|
| | Rep Hinw Fig Item Rif | Numéro Teil-Nr Numero Part-Nr Part-Nr | Désignation Bezeichnung Descripción Descripción | 1 | 2 | 3 | 4 | 5 | 6 | 7 | 8 | 9 | 10 | 11 | 12 | 13 | 14 | 15 | 16 | 17 | 18 | 19 | 20 | | |
| | KIT HYDRAULIQUE ACCESSOIRE 3ème ELEMENT DROIT (Simple effet) RECHT KIT 3er ELEMENT ZUBEHOR HYDRAULIK (Einfachwirkend) KIT HIDRAULICO ACCESSORIO 3ro ELEMENTO DERECHO (Simple efec) R.H. 3rd ELEMENT ATTACHMENT HYDRAULIC KIT (Single-acting) KIT IDRAULICO ACCESSORIO 3 ELEMENTO (Semplice effetto) | | | 1- M 26-2 S3 E2/E3 | 11- MC 70 PS S3 E2/E3 | | | | | | | | | | | | | | | | | | | | |
| | | | | 2- M 30-2 S3 E2/E3 | 12- M-X 30-4 S3-E3 | | | | | | | | | | | | | | | | | | | | |
| | | | | 3- M 26-4 S3 E2/E3 | 13- M-X 50-4 S3-E3 | | | | | | | | | | | | | | | | | | | | |
| | | | | 4- M 30-4 S3 E2/E3 | 14- M-X 70-2 S3-E3 | | | | | | | | | | | | | | | | | | | | |
| | | | | 5- M 40-4 S3 E2/E3 | 15- | | | | | | | | | | | | | | | | | | | | |
| | | | | 6- M 50-4 S3 E2/E3 | 16- | | | | | | | | | | | | | | | | | | | | |
| | | | | 7- MC 30 S3 E2/E3 | 17- | | | | | | | | | | | | | | | | | | | | |
| | | | | 8- MC 40 PS S3 E2/E3 | 18- | | | | | | | | | | | | | | | | | | | | |
| | | | | 9- MC 50 PS S3 E2/E3 | 19- | | | | | | | | | | | | | | | | | | | | |
| | | | | 10- MC 60 PS S3 E2/E3 | 20- | | | | | | | | | | | | | | | | | | | | |
| 1 | 173038 | Raccord Union Racor Raccordo | - Verschraubung - Connection - | 1 | 1 | 1 | 1 | | | 1 | | | | | 1 | | | | | | | | | | |
| 2 | 169373 | Joint torique Junta tórica Anello OR | - "0" ring - "0" ring - | X | X | X | X | | | X | | | | | X | | | | | | | | | | |
| 3 | 221293 | Flexible (Lg 2100) Flexible Flessibile | - Schlauch - Hose - | 1 | 1 | 1 | 1 | | | 1 | | | | | 1 | | | | | | | | | | |
| 4 | 190874 | Joint torique Junta tórica Anello OR | - "0" ring - "0" ring - | X | X | X | X | | | X | | | | | X | | | | | | | | | | |
| 5 | 168758 | Demi-collier Media abrazadera Fascetta | - Halb-klemme - Half-clamp - | 6 | 6 | 6 | 6 | | | 6 | | | | | 6 | | | | | | | | | | |
| 6 | 168494 | Plaque de protection Placa de protección Piastra di protezione | - Schützplatte - Protection plate - | 2 | 2 | 2 | 2 | | | 2 | | | | | 2 | | | | | | | | | | |
| 7 | 61323 | Vis H,M 8- 35-8.8-ZN8/C Tornillo Vite | - Schraube - Screw - | 1 | 1 | 1 | 1 | | | 1 | | | | | 1 | | | | | | | | | | |
| 9 | 181455 | Plaque de fixation Placa de fijación Piastra di fissaggio | - Befestigung Platte - Fastening plate - | 1 | 1 | 1 | 1 | | | 1 | | | | | 1 | | | | | | | | | | |
| 10 | 44807 | Vis H,M12- 25-8.8-ZN8/C Tornillo Vite | - Schraube - Screw - | 2 | 2 | 2 | 2 | | | 2 | | | | | 2 | | | | | | | | | | |
| 11 | 42231 | Rondelle W12 ZN Arandela Rondella | - Unterlegscheibe - Washer - | 2 | 2 | 2 | 2 | | | 2 | | | | | 2 | | | | | | | | | | |
| 12 | 168746 | Demi-collier Media abrazadera Fascetta | - Halb-klemme - Half-clamp - | 6 | 6 | 6 | 6 | | | 6 | | | | | 6 | | | | | | | | | | |

+

Catalogue : 647010

| 2 | | Catalogue : 647010 | | | | | | | | | | | | | | | | | | Qté-Menge-Cant-Qty-Q.ta | | | | | 10 AD | | 77 | | M |
|-----------------------------------|---|---|--|---|---|---|---|---|---|---|---|---|----|----|----|----|----|----|----|--|----|----|----|--|---|--|----|--|---|
| | | KIT HYDRAULIQUE ACCESSOIRE 3ème ELEMENT DROIT (Simple effet) RECHT KIT 3er ELEMENT ZUBEHOR HYDRAULIK (Einfachwirkend) KIT HIDRAULICO ACCESSORIO 3ro ELEMENTO DERECHO (Simple efec) R.H. 3rd ELEMENT ATTACHMENT HYDRAULIC KIT (Single-acting) KIT IDRAULICO ACCESSORIO 3 ELEMENTO (Semplice effetto) | | | | | | | | | | | | | | | | | | 1- M 26-2 S3 E2/E3 2- M 30-2 S3 E2/E3 3- M 26-4 S3 E2/E3 4- M 30-4 S3 E2/E3 5- M 40-4 S3 E2/E3 6- M 50-4 S3 E2/E3 7- MC 30 S3 E2/E3 8- MC 40 PS S3 E2/E3 9- MC 50 PS S3 E2/E3 10- MC 60 PS S3 E2/E3 | | | | | 11- MC 70 PS S3 E2/E3 12- M-X 30-4 S3-E3 13- M-X 50-4 S3-E3 14- M-X 70-2 S3-E3 15- 16- 17- 18- 19- 20- | | | | |
| Rep Hinw Fig Item Rif | Número Teil-Nr Numero Part-Nr Part-Nr | Désignation Bezeichnung Descripcion Description Descrizione | | 1 | 2 | 3 | 4 | 5 | 6 | 7 | 8 | 9 | 10 | 11 | 12 | 13 | 14 | 15 | 16 | 17 | 18 | 19 | 20 | | | | | | |
| 13 | 167155 | Vis CHc, M 6- 25 zinguée Tornillo Vite | - Schraube - Screw - | 6 | 6 | 6 | 6 | | | 6 | | | | | 6 | | | | | | | | | | | | | | |
| 14 | 170608 | Raccord Union Réducteur Racor Raccordo | - Verschraubung - Connection - | 1 | 1 | 1 | 1 | | | 1 | | | | | 1 | | | | | | | | | | | | | | |
| 16 | 169436 | Joint torique Junta tórica Anello OR | - "0" ring - "0" ring - | X | X | X | X | | | X | | | | | X | | | | | | | | | | | | | | |
| 17 | 165320 | Support poulie Soporte polea Supporto puleggia | - Riemen träger - Bracket pulley - | 1 | 1 | 1 | 1 | | | 1 | | | | | 1 | | | | | | | | | | | | | | |
| 18 | 63546 | Vis H, M12- 20-8.8-ZN8/C Tornillo Vite | - Schraube - Screw - | 2 | 2 | 2 | 2 | | | 2 | | | | | 2 | | | | | | | | | | | | | | |
| 19 | 42231 | Rondelle W12 ZN Arandela Rondella | - Unterlegscheibe - Washer - | 2 | 2 | 2 | 2 | | | 2 | | | | | 2 | | | | | | | | | | | | | | |
| 20 | 61676 | Rondelle M 12 ZN Arandela Rondella | - Unterlegscheibe - Washer - | 2 | 2 | 2 | 2 | | | 2 | | | | | 2 | | | | | | | | | | | | | | |
| 21 | 165391 | Axe de poulie Eje de polea Perno di puleggia | - Riemenachse - Pulley axle - | 1 | 1 | 1 | 1 | | | 1 | | | | | 1 | | | | | | | | | | | | | | |
| 22 | 9784 | Goupille "Beta" de 4 Pasador Spina | - Stift - Pin - | 2 | 2 | 2 | 2 | | | 2 | | | | | 2 | | | | | | | | | | | | | | |
| 23 | 164615 | Poulie de flexible Polea de flexible Puleggia di flessibile | - Schlauchriemen - Hose pulley - | 1 | 1 | 1 | 1 | | | 1 | | | | | 1 | | | | | | | | | | | | | | |
| 24 | 16392 | Entretoise Separador Distanziale | - Querstrebe - Spacer - | 2 | 2 | 2 | 2 | | | 2 | | | | | 2 | | | | | | | | | | | | | | |

Catalogue : 647010

3

KIT HYDRAULIQUE ACCESSOIRE 3ème ELEMENT DROIT (Simple effet)
 RECHT KIT 3er ELEMENT ZUBEHOR HYDRAULIK (Einfachwirkend)
 KIT HIDRAULICO ACCESSORIO 3ro ELEMENTO DERECHO (Simple efec)
 R.H. 3rd ELEMENT ATTACHMENT HYDRAULIC KIT (Single-acting)
 KIT IDRAULICO ACCESSORIO 3 ELEMENTO (Semplice effetto)

Qté-Menge-Cant-Qty-Q.ta

10 AD

77

M

| | | | | | | | | | | |
|-----|----|------|----|-------|-------|-----|------|-------|----|-------|
| 1- | M | 26-2 | S3 | E2/E3 | 11- | MC | 70 | PS | S3 | E2/E3 |
| 2- | M | 30-2 | S3 | E2/E3 | 12- | M-X | 30-4 | S3-E3 | | |
| 3- | M | 26-4 | S3 | E2/E3 | 13- | M-X | 50-4 | S3-E3 | | |
| 4- | M | 30-4 | S3 | E2/E3 | 14- | M-X | 70-2 | S3-E3 | | |
| 5- | M | 40-4 | S3 | E2/E3 | 15- | | | | | |
| 6- | M | 50-4 | S3 | E2/E3 | 16- | | | | | |
| 7- | MC | 30 | S3 | E2/E3 | 17- | | | | | |
| 8- | MC | 40 | PS | S3 | E2/E3 | 18- | | | | |
| 9- | MC | 50 | PS | S3 | E2/E3 | 19- | | | | |
| 10- | MC | 60 | PS | S3 | E2/E3 | 20- | | | | |

| Rep Hinw Fig Item Rif | Numéro Teil-Nr Numero Part-Nr Part-Nr | Désignation Bezeichnung Descripcion Description Descrizione | 1 | 2 | 3 | 4 | 5 | 6 | 7 | 8 | 9 | 10 | 11 | 12 | 13 | 14 | 15 | 16 | 17 | 18 | 19 | 20 | |
|-----------------------------------|---|---|---|---|---|---|---|---|---|---|---|----|----|----|----|----|----|----|----|----|----|----|--|
| 25 | 169345 | Raccord rapide femelle Racor rapido hembra Raccordo femina - siehe 662272 - Quick female union - | 1 | 1 | 1 | 1 | | | 1 | | | | | 1 | | | | | | | | | |
| 26 | 53310 | Bouchon Tapón Tappo - Stopfen - Plug - | 2 | 2 | 2 | 2 | | | 2 | | | | | 2 | | | | | | | | | |
| 27 | 73208 | Vis CHc,M 8- 20 zinguée Tornillo Vite - Schraube - Screw - | 2 | 2 | 2 | 2 | | | 2 | | | | | 2 | | | | | | | | | |
| 28 | 53309 | Embout Tapón Ghiera - Stopfen - Plug - | 2 | 2 | 2 | 2 | | | 2 | | | | | 2 | | | | | | | | | |
| 29 | 42325 | Rondelle W 8 ZN Arandela Rondella - Unterlegscheibe - Washer - | 2 | 2 | 2 | 2 | | | 2 | | | | | 2 | | | | | | | | | |
| 30 | 58528 | Ecrou H ,M 8 ZN Tuerca Dado - Mutter - Nut - | 2 | 2 | 2 | 2 | | | 2 | | | | | 2 | | | | | | | | | |
| 31 | 165409 | Support raccord Soporte racor Supporto raccordo - Verschraubung träger - Connection bracket - | 1 | 1 | 1 | 1 | | | 1 | | | | | 1 | | | | | | | | | |
| 32 | 57446 | Vis H,M 8- 25-8.8-ZN8/C Tornillo Vite - Schraube - Screw - | 2 | 2 | 2 | 2 | | | 2 | | | | | 2 | | | | | | | | | |
| 33 | 42325 | Rondelle W 8 ZN Arandela Rondella - Unterlegscheibe - Washer - | 2 | 2 | 2 | 2 | | | 2 | | | | | 2 | | | | | | | | | |
| 34 | 58528 | Ecrou H ,M 8 ZN Tuerca Dado - Mutter - Nut - | 2 | 2 | 2 | 2 | | | 2 | | | | | 2 | | | | | | | | | |
| 35 | 169437 | Joint d'étanchéité Junta de estanqueidad Guarnizióne - Dichtungsring - Seal - | X | X | X | X | | | X | | | | | X | | | | | | | | | |

+

Catalogue : 647010

4

KIT HYDRAULIQUE ACCESSOIRE 3ème ELEMENT DROIT (Simple effet)
 RECHT KIT 3er ELEMENT ZUBEHOR HYDRAULIK (Einfachwirkend)
 KIT HIDRAULICO ACCESSORIO 3ro ELEMENTO DERECHO (Simple efec)
 R.H. 3rd ELEMENT ATTACHMENT HYDRAULIC KIT (Single-acting)
 KIT IDRAULICO ACCESSORIO 3 ELEMENTO (Semplice effetto)

Qté-Menge-Cant-Qty-Q.ta

10 AD

77

M

| | | | | | | | | | | |
|-----|----|------|----|-------|-------|-----|------|-------|----|-------|
| 1- | M | 26-2 | S3 | E2/E3 | 11- | MC | 70 | PS | S3 | E2/E3 |
| 2- | M | 30-2 | S3 | E2/E3 | 12- | M-X | 30-4 | S3-E3 | | |
| 3- | M | 26-4 | S3 | E2/E3 | 13- | M-X | 50-4 | S3-E3 | | |
| 4- | M | 30-4 | S3 | E2/E3 | 14- | M-X | 70-2 | S3-E3 | | |
| 5- | M | 40-4 | S3 | E2/E3 | 15- | | | | | |
| 6- | M | 50-4 | S3 | E2/E3 | 16- | | | | | |
| 7- | MC | 30 | S3 | E2/E3 | 17- | | | | | |
| 8- | MC | 40 | PS | S3 | E2/E3 | 18- | | | | |
| 9- | MC | 50 | PS | S3 | E2/E3 | 19- | | | | |
| 10- | MC | 60 | PS | S3 | E2/E3 | 20- | | | | |

| Rep Hinw Fig Item Rif | Numéro Teil-Nr Numero Part-Nr Part-Nr | Désignation Bezeichnung Descripcion Description Descrizione | Qté-Menge-Cant-Qty-Q.ta | | | | | | | | | | | | | | | | | | | | | | | | | | | | | | |
|-----------------------------------|---|---|-------------------------|---|---|---|---|---|---|---|---|----|----|----|----|----|----|----|----|----|----|----|--|--|--|--|--|--|--|--|--|--|--|
| | | | 1 | 2 | 3 | 4 | 5 | 6 | 7 | 8 | 9 | 10 | 11 | 12 | 13 | 14 | 15 | 16 | 17 | 18 | 19 | 20 | | | | | | | | | | | |
| 36 | 207471 | Tube - Rohr Tubo - Tube Tubo - | 3 | 3 | 3 | 3 | | | | | | 3 | | | | | | 3 | | | | | | | | | | | | | | | |
| 37 | 221192 | Kit hydraulique accessoire complet (mât 3,00 m) Kompletter kit zübehör hydraulik (hubmast 3,00 m) Kit hidraulico accesorio completo (mástil 3,00 m) Complete attachment hydraulic kit (mast 3,00 m) Kit idraulico accesorio completo (rampa 3,00 m) | 1 | 1 | 1 | 1 | | | | | 1 | | | | | | | 1 | | | | | | | | | | | | | | | |
| 38 | 221193 | Kit hydraulique accessoire complet (mât 3,60 m) Kompletter kit zübehör hydraulik (hubmast 3,60 m) Kit hidraulico accesorio completo (mástil 3,60 m) Complete attachment hydraulic kit (mast 3,60 m) Kit idraulico accesorio completo (rampa 3,60 m) | 1 | 1 | 1 | 1 | | | | | 1 | | | | | | | 1 | | | | | | | | | | | | | | | |
| 39 | 221194 | Kit hydraulique accessoire complet (mât 4,00 m) Kompletter kit zübehör hydraulik (hubmast 4,00 m) Kit hidraulico accesorio completo (mástil 4,00 m) Complete attachment hydraulic kit (mast 4,00 m) Kit idraulico accesorio completo (rampa 4,00 m) | 1 | 1 | 1 | 1 | | | | | 1 | | | | | | | 1 | | | | | | | | | | | | | | | |
| 40 | 221195 | Kit hydraulique accessoire complet (mât 4,50 m) Kompletter kit zübehör hydraulik (hubmast 4,50 m) Kit hidraulico accesorio completo (mástil 4,50 m) Complete attachment hydraulic kit (mast 4,50 m) Kit idraulico accesorio completo (rampa 4,50 m) | 1 | 1 | 1 | 1 | | | | | 1 | | | | | | | 1 | | | | | | | | | | | | | | | |
| 41 | 58530 | Vis H,M 8- 45-8.8-ZN8/C - Schraube Tornillo - Screw Vite - | 1 | 1 | 1 | 1 | | | | | 1 | | | | | | 1 | | | | | | | | | | | | | | | | |
| 42 | 73208 | Vis CHc,M 8- 20 zinguée - Schraube Tornillo - Screw Vite - | 1 | 1 | 1 | 1 | | | | | 1 | | | | | | 1 | | | | | | | | | | | | | | | | |
| 43 | 181456 | Tube - Rohr Tubo - Tube Tubo - | 1 | 1 | 1 | 1 | | | | | 1 | | | | | | 1 | | | | | | | | | | | | | | | | |
| 44 | 181460 | Tube - Rohr Tubo - Tube Tubo - | 1 | 1 | 1 | 1 | | | | | 1 | | | | | | 1 | | | | | | | | | | | | | | | | |

+

Catalogue : 647010

5

KIT HYDRAULIQUE ACCESSOIRE 3ème ELEMENT DROIT (Simple effet)
 RECHT KIT 3er ELEMENT ZUBEHOR HYDRAULIK (Einfachwirkend)
 KIT HIDRAULICO ACCESSORIO 3ro ELEMENTO DERECHO (Simple efec)
 R.H. 3rd ELEMENT ATTACHMENT HYDRAULIC KIT (Single-acting)
 KIT IDRAULICO ACCESSORIO 3 ELEMENTO (Semplice effetto)

Qté-Menge-Cant-Qty-Q.ta

10 AD

77

M

- | | | | | | | | | | | |
|-----|----|------|----|-------|-------|-----|------|-------|----|-------|
| 1- | M | 26-2 | S3 | E2/E3 | 11- | MC | 70 | PS | S3 | E2/E3 |
| 2- | M | 30-2 | S3 | E2/E3 | 12- | M-X | 30-4 | S3-E3 | | |
| 3- | M | 26-4 | S3 | E2/E3 | 13- | M-X | 50-4 | S3-E3 | | |
| 4- | M | 30-4 | S3 | E2/E3 | 14- | M-X | 70-2 | S3-E3 | | |
| 5- | M | 40-4 | S3 | E2/E3 | 15- | | | | | |
| 6- | M | 50-4 | S3 | E2/E3 | 16- | | | | | |
| 7- | MC | 30 | S3 | E2/E3 | 17- | | | | | |
| 8- | MC | 40 | PS | S3 | E2/E3 | 18- | | | | |
| 9- | MC | 50 | PS | S3 | E2/E3 | 19- | | | | |
| 10- | MC | 60 | PS | S3 | E2/E3 | 20- | | | | |

| Rep Hinw Fig Item Rif | Numéro Teil-Nr Numero Part-Nr Part-Nr | Désignation Bezeichnung Descripcion Description Descrizione | | | | | | | | | | | | | | | | | | | | | | | |
|-----------------------------------|---|---|-------------------------------|---|---|---|---|---|---|---|---|----|----|----|----|----|----|----|----|----|----|----|--|--|--|
| | | | 1 | 2 | 3 | 4 | 5 | 6 | 7 | 8 | 9 | 10 | 11 | 12 | 13 | 14 | 15 | 16 | 17 | 18 | 19 | 20 | | | |
| 45 | 181464 | Tube Tubo Tubo | - Rohr - Tube - | 1 | 1 | 1 | 1 | | | 1 | | | | | | | 1 | | | | | | | | |
| 46 | 181468 | Tube Tubo Tubo | - Rohr - Tube - | 1 | 1 | 1 | 1 | | | 1 | | | | | | | 1 | | | | | | | | |
| 47 | 176756 | Flexible (Lg 2200) Flexible Flessibile | - Schlauch - Hose - | 1 | 1 | 1 | 1 | | | 1 | | | | | | | 1 | | | | | | | | |
| 48 | 176757 | Flexible (Lg 2400) Flexible Flessibile | - Schlauch - Hose - | 1 | 1 | 1 | 1 | | | 1 | | | | | | | 1 | | | | | | | | |
| 49 | 176758 | Flexible (Lg 2700) Flexible Flessibile | - Schlauch - Hose - | 1 | 1 | 1 | 1 | | | 1 | | | | | | | 1 | | | | | | | | |
| 50 | 176810 | Flexible (Lg 2950) Flexible Flessibile | - Schlauch - Hose - | 1 | 1 | 1 | 1 | | | 1 | | | | | | | 1 | | | | | | | | |
| 52 | 58528 | Ecrou H ,M 8 ZN Tuerca Dado | - Mutter - Nut - | 1 | 1 | 1 | 1 | | | 1 | | | | | | | 1 | | | | | | | | |
| 53 | 189956 | Joint torique Junta tórica Anello OR | - "0" ring - "0" ring - | X | X | X | X | | | X | | | | | | | X | | | | | | | | |
| 54 | 243597 | Flexible (Lg 2150) Flexible Flessibile | - Schlauch - Hose - | 1 | 1 | 1 | 1 | | | 1 | | | | | | | 1 | | | | | | | | |
| 55 | 243598 | Flexible (Lg 2350) Flexible Flessibile | - Schlauch - Hose - | 1 | 1 | 1 | 1 | | | 1 | | | | | | | 1 | | | | | | | | |
| 56 | 243600 | Flexible (Lg 2650) Flexible Flessibile | - Schlauch - Hose - | 1 | 1 | 1 | 1 | | | 1 | | | | | | | 1 | | | | | | | | |

Catalogue : 647010

6

KIT HYDRAULIQUE ACCESSOIRE 3ème ELEMENT DROIT (Simple effet)
 RECHT KIT 3er ELEMENT ZUBEHOR HYDRAULIK (Einfachwirkend)
 KIT HIDRAULICO ACCESSORIO 3ro ELEMENTO DERECHO (Simple efec)
 R.H. 3rd ELEMENT ATTACHMENT HYDRAULIC KIT (Single-acting)
 KIT IDRAULICO ACCESSORIO 3 ELEMENTO (Semplice effetto)

Qté-Menge-Cant-Qty-Q.ta

10 AD

77

M

- | | |
|-----------------------|-----------------------|
| 1- M 26-2 S3 E2/E3 | 11- MC 70 PS S3 E2/E3 |
| 2- M 30-2 S3 E2/E3 | 12- M-X 30-4 S3-E3 |
| 3- M 26-4 S3 E2/E3 | 13- M-X 50-4 S3-E3 |
| 4- M 30-4 S3 E2/E3 | 14- M-X 70-2 S3-E3 |
| 5- M 40-4 S3 E2/E3 | 15- |
| 6- M 50-4 S3 E2/E3 | 16- |
| 7- MC 30 S3 E2/E3 | 17- |
| 8- MC 40 PS S3 E2/E3 | 18- |
| 9- MC 50 PS S3 E2/E3 | 19- |
| 10- MC 60 PS S3 E2/E3 | 20- |

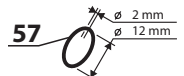
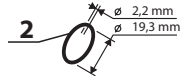
| Rep Hinw Fig Item Rif | Numéro Teil-Nr Numero Part-Nr Part-Nr | Désignation Bezeichnung Descripcion Description Descrizione | Qté-Menge-Cant-Qty-Q.ta | | | | | | | | | | | | | | | | | | | |
|-----------------------------------|---|--|---|---|---|---|---|---|---|---|---|----|----|----|----|----|----|----|----|----|----|----|
| | | | 1 | 2 | 3 | 4 | 5 | 6 | 7 | 8 | 9 | 10 | 11 | 12 | 13 | 14 | 15 | 16 | 17 | 18 | 19 | 20 |
| 57 | 243599 | Flexible (Lg 2900) Flexible Flessibile | - Schlauch - Hose - | 1 | 1 | 1 | 1 | | | | 1 | | | | | | | 1 | | | | |
| 58 | 192037 | Raccord rapide femelle Racor rapido hembra Raccordo rapido femmina | - Verschraubung weibl. - Quick female union - | 2 | 2 | 2 | 2 | | | | 2 | | | | | | | 2 | | | | |
| 59 | 241199 | Raccord Racor Raccordo | - Verschraubung - Connection - | 2 | 2 | 2 | 2 | | | | 2 | | | | | | | 2 | | | | |
| 60 | 192039 | Bouchon Tapón Tappo | - Stopfen - Plug - | 2 | 2 | 2 | 2 | | | | 2 | | | | | | | 2 | | | | |

10 AD 78

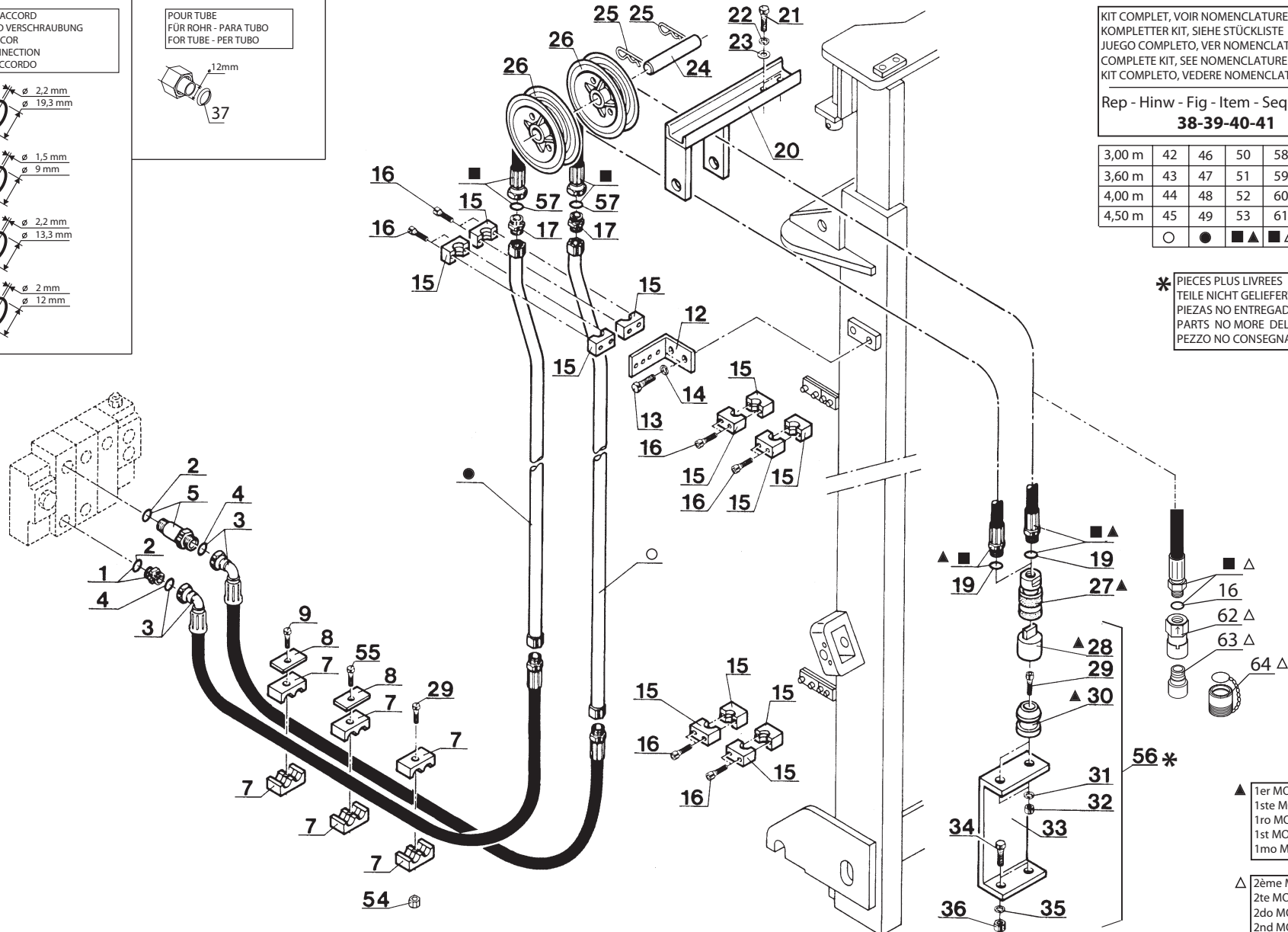
KIT HYDRAULIQUE ACCESSOIRE 3ème ELEMENT (Double effet)
 KIT 3er ELEMENT ZUBEHÖR HYDRAULIK (Doppeltwirkend)
 KIT HIDRAULICO ACCESSORIO 3ro ELEMENTO (Doble efecto)
 3rd ELEMENT ATTACHMENT HYDRAULIC KIT (Double-acting)
 KIT IDRAULICO ACCESSORIO 3 ELEMENTO (Duplex effetto)

M 26-2 S.3 / M 30-2 S.3
 M 26-4 S.3 / M 30-4 S.3
 MC 30 S.3 / M-X 30-4 S.3

POUR FLEXIBLE ET RACCORD
 FÜR SCHLAUCH UND VERSCHRAUBUNG
 PARA FLEXIBLE Y RACOR
 FOR HOSE AND CONNECTION
 PER FLESSIBILE E RACCORDO



POUR TUBE
 FÜR ROHR - PARA TUBO
 FOR TUBE - PER TUBO



KIT COMPLET, VOIR NOMENCLATURE
 KOMPLETTER KIT, SIEHE STÜCKLISTE
 JUEGO COMPLETO, VER NOMENCLATURA
 COMPLETE KIT, SEE NOMENCLATURE
 KIT COMPLETO, VEDERE NOMENCLATURA

Rep - Hinw - Fig - Item - Sequenza
38-39-40-41

| | | | | |
|--------|----|----|----|----|
| 3,00 m | 42 | 46 | 50 | 58 |
| 3,60 m | 43 | 47 | 51 | 59 |
| 4,00 m | 44 | 48 | 52 | 60 |
| 4,50 m | 45 | 49 | 53 | 61 |
| | ○ | ● | ■▲ | ■△ |

* PIÈCES PLUS LIVREES
 TEILE NICHT GELIEFERT
 PIEZAS NO ENTREGADOS
 PARTS NO MORE DELIVERED
 PEZZO NO CONSEGNARE

▲ 1er MONTAGE
 1ste MONTAGE
 1ro MONTAJE
 1st MOUNTING
 1mo MONTAGGIO

△ 2ème MONTAGE
 2te MONTAGE
 2do MONTAJE
 2nd MOUNTING
 2do MONTAGGIO

Catalogue : 647010

Qté-Menge-Cant-Qty-Q.ta

10 AD

78

M

1

KIT HYDRAULIQUE ACCESSOIRE 3ème ELEMENT (Double effet)
 KIT 3er ELEMENT ZUBEHOR HYDRAULIK (Doppelt wirkend)
 KIT HIDRAULICO ACCESORIO 3ro ELEMENTO (Doble efecto)
 3rd ELEMENT ATTACHMENT HYDRAULIC KIT (Double-acting)
 KIT IDRAULICO ACCESSORIO 3 ELEMENTO (Doppio effetto)

- | | | | | | | | | | | | |
|-----|----|------|----|-------|-------|-----|------|----|----|-------|--|
| 1- | M | 26-2 | S3 | E2/E3 | 11- | MC | 70 | PS | S3 | E2/E3 | |
| 2- | M | 30-2 | S3 | E2/E3 | 12- | M-X | 30-4 | S3 | E3 | | |
| 3- | M | 26-4 | S3 | E2/E3 | 13- | M-X | 50-4 | S3 | E3 | | |
| 4- | M | 30-4 | S3 | E2/E3 | 14- | M-X | 70-2 | S3 | E3 | | |
| 5- | M | 40-4 | S3 | E2/E3 | 15- | | | | | | |
| 6- | M | 50-4 | S3 | E2/E3 | 16- | | | | | | |
| 7- | MC | 30 | S3 | E2/E3 | 17- | | | | | | |
| 8- | MC | 40 | PS | S3 | E2/E3 | 18- | | | | | |
| 9- | MC | 50 | PS | S3 | E2/E3 | 19- | | | | | |
| 10- | MC | 60 | PS | S3 | E2/E3 | 20- | | | | | |

| Rep Hinw Fig Item Rif | Numéro Teil-Nr Numero Part-Nr Part-Nr | Désignation Bezeichnung Descripcion Description Descrizione | | | | | | | | | | | | | | | | | | | | | |
|-----------------------------------|---|---|---|---|---|---|---|---|---|---|---|----|----|----|----|----|----|----|----|----|----|----|--|
| | | | 1 | 2 | 3 | 4 | 5 | 6 | 7 | 8 | 9 | 10 | 11 | 12 | 13 | 14 | 15 | 16 | 17 | 18 | 19 | 20 | |
| 1 | 173038 | Raccord Union Racor Raccordo - Verschraubung - Connection - | 1 | 1 | 1 | 1 | | | | 1 | | | | | | | | | | | | | |
| 2 | 169373 | Joint torique Junta tórica Anello OR - "0" ring - "0" ring - | X | X | X | X | | | | X | | | | X | | | | | | | | | |
| 3 | 221293 | Flexible (Lg 2100) Flexible Flessibile - Schlauch - Hose - | 2 | 2 | 2 | 2 | | | | 2 | | | | | | | | | | | | | |
| 4 | 190874 | Joint torique Junta tórica Anello OR - "0" ring - "0" ring - | X | X | X | X | | | | X | | | | X | | | | | | | | | |
| 5 | 168906 | Raccord Union Prolongateur Racor Raccordo - Verschraubung - Connection - | 1 | 1 | 1 | 1 | | | | 1 | | | | | | | | | | | | | |
| 7 | 168758 | Demi-collier Media abrazadera Fascetta - Halb-klemme - Half-clamp - | 6 | 6 | 6 | 6 | | | | 6 | | | | | | | | | | | | | |
| 8 | 168494 | Plaque de protection Placa de protección Piastra di protezione - Schutzplatte - Protection plate - | 2 | 2 | 2 | 2 | | | | 2 | | | | | | | | | | | | | |
| 9 | 61323 | Vis H,M 8- 35-8.8-ZN8/C Tornillo Vite - Schraube - Screw - | 1 | 1 | 1 | 1 | | | | 1 | | | | | | | | | | | | | |
| 12 | 181455 | Plaque de fixation Placa de fijación Piastra di fissaggio - Befestigung Platte - Fastening plate - | 1 | 1 | 1 | 1 | | | | 1 | | | | | | | | | | | | | |
| 13 | 44807 | Vis H,M12- 25-8.8-ZN8/C Tornillo Vite - Schraube - Screw - | 2 | 2 | 2 | 2 | | | | 2 | | | | | | | | | | | | | |
| 14 | 42231 | Rondelle W12 ZN Arandela Rondella - Unterlegscheibe - Washer - | 2 | 2 | 2 | 2 | | | | 2 | | | | | | | | | | | | | |

+

Catalogue : 647010

2

KIT HYDRAULIQUE ACCESSOIRE 3ème ELEMENT (Double effet)
 KIT 3er ELEMENT ZUBEHOR HYDRAULIK (Doppelt wirkend)
 KIT HIDRAULICO ACCESORIO 3ro ELEMENTO (Doble efecto)
 3rd ELEMENT ATTACHMENT HYDRAULIC KIT (Double-acting)
 KIT IDRAULICO ACCESSORIO 3 ELEMENTO (Doppio effetto)

Qté-Menge-Cant-Qty-Q.ta

10 AD

78

M

- | | |
|-----------------------|-----------------------|
| 1- M 26-2 S3 E2/E3 | 11- MC 70 PS S3 E2/E3 |
| 2- M 30-2 S3 E2/E3 | 12- M-X 30-4 S3-E3 |
| 3- M 26-4 S3 E2/E3 | 13- M-X 50-4 S3-E3 |
| 4- M 30-4 S3 E2/E3 | 14- M-X 70-2 S3-E3 |
| 5- M 40-4 S3 E2/E3 | 15- |
| 6- M 50-4 S3 E2/E3 | 16- |
| 7- MC 30 S3 E2/E3 | 17- |
| 8- MC 40 PS S3 E2/E3 | 18- |
| 9- MC 50 PS S3 E2/E3 | 19- |
| 10- MC 60 PS S3 E2/E3 | 20- |

| Rep Hinw Fig Item Rif | Numéro Teil-Nr Numero Part-Nr Part-Nr | Désignation Bezeichnung Descripcion Description Descrizione | | | | | | | | | | | | | | | | | | | | | | | | | | |
|-----------------------------------|---|---|----|----|----|----|---|---|---|----|---|----|----|----|----|----|----|----|----|----|----|----|--|--|--|--|--|--|
| | | | 1 | 2 | 3 | 4 | 5 | 6 | 7 | 8 | 9 | 10 | 11 | 12 | 13 | 14 | 15 | 16 | 17 | 18 | 19 | 20 | | | | | | |
| 15 | 168746 | Demi-collier Media abrazadera Fascetta - Halb-klemme - Half-clamp - | 12 | 12 | 12 | 12 | | | | 12 | | | | | | | 12 | | | | | | | | | | | |
| 16 | 167155 | Vis CHc,M 6- 25 zinguée Tornillo Vite - Schraube - Screw - | 12 | 12 | 12 | 12 | | | | 12 | | | | | | | 12 | | | | | | | | | | | |
| 17 | 170608 | Raccord Union Réducteur Racor Raccordo - Verschraubung - Connection - | 2 | 2 | 2 | 2 | | | | 2 | | | | | | | 2 | | | | | | | | | | | |
| 19 | 169436 | Joint torique Junta tórica Anello OR - "0" ring - "0" ring - | X | X | X | X | | | | X | | | | | | | X | | | | | | | | | | | |
| 20 | 165320 | Support poulie Soporte polea Supporto puleggia - Riemen träger - Bracket pulley - | 1 | 1 | 1 | 1 | | | | 1 | | | | | | | 1 | | | | | | | | | | | |
| 21 | 63546 | Vis H,M12- 20-8.8-ZN8/C Tornillo Vite - Schraube - Screw - | 2 | 2 | 2 | 2 | | | | 2 | | | | | | | 2 | | | | | | | | | | | |
| 22 | 42231 | Rondelle W12 ZN Arandela Rondella - Unterlegscheibe - Washer - | 2 | 2 | 2 | 2 | | | | 2 | | | | | | | 2 | | | | | | | | | | | |
| 23 | 61676 | Rondelle M 12 ZN Arandela Rondella - Unterlegscheibe - Washer - | 2 | 2 | 2 | 2 | | | | 2 | | | | | | | 2 | | | | | | | | | | | |
| 24 | 165391 | Axe de poulie Eje de polea Perno di puleggia - Riemenachse - Pulley axle - | 1 | 1 | 1 | 1 | | | | 1 | | | | | | | 1 | | | | | | | | | | | |
| 25 | 9784 | Goupille "Beta" de 4 Pasador Spina - Stift - Pin - | 2 | 2 | 2 | 2 | | | | 2 | | | | | | | 2 | | | | | | | | | | | |
| 26 | 164615 | Poulie de flexible Polea de flexible Puleggia di flessibile - Schlauchriemen - Hose pulley - | 2 | 2 | 2 | 2 | | | | 2 | | | | | | | 2 | | | | | | | | | | | |

+

Catalogue : 647010

3

KIT HYDRAULIQUE ACCESSOIRE 3ème ELEMENT (Double effet)
 KIT 3er ELEMENT ZUBEHOR HYDRAULIK (Doppelt wirkend)
 KIT HIDRAULICO ACCESORIO 3ro ELEMENTO (Doble efecto)
 3rd ELEMENT ATTACHMENT HYDRAULIC KIT (Double-acting)
 KIT IDRAULICO ACCESSORIO 3 ELEMENTO (Doppio effetto)

Qté-Menge-Cant-Qty-Q.ta

10 AD

78

M

| | | | | | | | | | | |
|-----|----|------|----|-------|-------|-----|------|-------|----|-------|
| 1- | M | 26-2 | S3 | E2/E3 | 11- | MC | 70 | PS | S3 | E2/E3 |
| 2- | M | 30-2 | S3 | E2/E3 | 12- | M-X | 30-4 | S3-E3 | | |
| 3- | M | 26-4 | S3 | E2/E3 | 13- | M-X | 50-4 | S3-E3 | | |
| 4- | M | 30-4 | S3 | E2/E3 | 14- | M-X | 70-2 | S3-E3 | | |
| 5- | M | 40-4 | S3 | E2/E3 | 15- | | | | | |
| 6- | M | 50-4 | S3 | E2/E3 | 16- | | | | | |
| 7- | MC | 30 | S3 | E2/E3 | 17- | | | | | |
| 8- | MC | 40 | PS | S3 | E2/E3 | 18- | | | | |
| 9- | MC | 50 | PS | S3 | E2/E3 | 19- | | | | |
| 10- | MC | 60 | PS | S3 | E2/E3 | 20- | | | | |

| Rep Hinw Fig Item Rif | Numéro Teil-Nr Numero Part-Nr Part-Nr | Désignation Bezeichnung Descripcion Description Descrizione | 1 | 2 | 3 | 4 | 5 | 6 | 7 | 8 | 9 | 10 | 11 | 12 | 13 | 14 | 15 | 16 | 17 | 18 | 19 | 20 | |
|-----------------------------------|---|---|---|---|---|---|---|---|---|---|---|----|----|----|----|----|----|----|----|----|----|----|--|
| 27 | 169345 | Raccord rapide femelle Racor rapido hembra Raccordo femina - siehe 662272 - Quick female union - | 2 | 2 | 2 | 2 | | | 2 | | | | | 2 | | | | | | | | | |
| 28 | 53310 | Bouchon Tapón Tappo - Stopfen - Plug - | 2 | 2 | 2 | 2 | | | 2 | | | | | 2 | | | | | | | | | |
| 29 | 73208 | Vis CHc,M 8- 20 zinguée Tornillo Vite - Schraube - Screw - | 3 | 3 | 3 | 3 | | | 3 | | | | | 3 | | | | | | | | | |
| 30 | 53309 | Embout Tapón Ghiera - Stopfen - Plug - | 2 | 2 | 2 | 2 | | | 2 | | | | | 2 | | | | | | | | | |
| 31 | 42325 | Rondelle W 8 ZN Arandela Rondella - Unterlegscheibe - Washer - | 2 | 2 | 2 | 2 | | | 2 | | | | | 2 | | | | | | | | | |
| 32 | 58528 | Ecrou H ,M 8 ZN Tuerca Dado - Mutter - Nut - | 2 | 2 | 2 | 2 | | | 2 | | | | | 2 | | | | | | | | | |
| 33 | 165409 | Support raccord Soporte racor Supporto raccordo - Verschraubung träger - Connection bracket - | 1 | 1 | 1 | 1 | | | 1 | | | | | 1 | | | | | | | | | |
| 34 | 57446 | Vis H,M 8- 25-8.8-ZN8/C Tornillo Vite - Schraube - Screw - | 2 | 2 | 2 | 2 | | | 2 | | | | | 2 | | | | | | | | | |
| 35 | 42325 | Rondelle W 8 ZN Arandela Rondella - Unterlegscheibe - Washer - | 2 | 2 | 2 | 2 | | | 2 | | | | | 2 | | | | | | | | | |
| 36 | 58528 | Ecrou H ,M 8 ZN Tuerca Dado - Mutter - Nut - | 2 | 2 | 2 | 2 | | | 2 | | | | | 2 | | | | | | | | | |
| 37 | 169437 | Joint d'étanchéité Junta de estanqueidad Guarnizione - Dichtungsring - Seal - | X | X | X | X | | | X | | | | | X | | | | | | | | | |

+

Catalogue : 647010

4

KIT HYDRAULIQUE ACCESSOIRE 3ème ELEMENT (Double effet)
 KIT 3er ELEMENT ZUBEHOR HYDRAULIK (Doppelt wirkend)
 KIT HIDRAULICO ACCESORIO 3ro ELEMENTO (Doble efecto)
 3rd ELEMENT ATTACHMENT HYDRAULIC KIT (Double-acting)
 KIT IDRAULICO ACCESSORIO 3 ELEMENTO (Doppio effetto)

Qté-Menge-Cant-Qty-Q.ta

10 AD

78

M

| | | | | | | | | | | |
|-----|----|------|----|-------|-------|-----|------|-------|----|-------|
| 1- | M | 26-2 | S3 | E2/E3 | 11- | MC | 70 | PS | S3 | E2/E3 |
| 2- | M | 30-2 | S3 | E2/E3 | 12- | M-X | 30-4 | S3-E3 | | |
| 3- | M | 26-4 | S3 | E2/E3 | 13- | M-X | 50-4 | S3-E3 | | |
| 4- | M | 30-4 | S3 | E2/E3 | 14- | M-X | 70-2 | S3-E3 | | |
| 5- | M | 40-4 | S3 | E2/E3 | 15- | | | | | |
| 6- | M | 50-4 | S3 | E2/E3 | 16- | | | | | |
| 7- | MC | 30 | S3 | E2/E3 | 17- | | | | | |
| 8- | MC | 40 | PS | S3 | E2/E3 | 18- | | | | |
| 9- | MC | 50 | PS | S3 | E2/E3 | 19- | | | | |
| 10- | MC | 60 | PS | S3 | E2/E3 | 20- | | | | |

| Rep Hinw Fig Item Rif | Numéro Teil-Nr Numero Part-Nr Part-Nr | Désignation Bezeichnung Descripcion Description Descrizione | 1 | 2 | 3 | 4 | 5 | 6 | 7 | 8 | 9 | 10 | 11 | 12 | 13 | 14 | 15 | 16 | 17 | 18 | 19 | 20 | |
|-----------------------------------|---|--|---|---|---|---|---|---|---|---|---|----|----|----|----|----|----|----|----|----|----|----|--|
| 38 | 221180 | Kit hydraulique accessoire complet (mât 3,00 m) Kompletter kit zübehör hydraulik (hubmast 3,00 m) Kit hidraulico accesorio completo (mástil 3,00 m) Complete attachment hydraulic kit (mast 3,00 m) Kit idraulico accessorio completo (rampa 3,00 m) | 1 | 1 | 1 | 1 | | | 1 | | | | | 1 | | | | | | | | | |
| 39 | 570308 | Kit hydraulique accessoire complet (mât 3,60 m) Kompletter kit zübehör hydraulik (hubmast 3,60 m) Kit hidraulico accesorio completo (mástil 3,60 m) Complete attachment hydraulic kit (mast 3,60 m) Kit idraulico accessorio completo (rampa 3,60 m) | 1 | 1 | 1 | 1 | | | 1 | | | | | 1 | | | | | | | | | |
| 40 | 570309 | Kit hydraulique accessoire complet (mât 4,00 m) Kompletter kit zübehör hydraulik (hubmast 4,00 m) Kit hidraulico accesorio completo (mástil 4,00 m) Complete attachment hydraulic kit (mast 4,00 m) Kit idraulico accessorio completo (rampa 4,00 m) | 1 | 1 | 1 | 1 | | | 1 | | | | | 1 | | | | | | | | | |
| 41 | 570310 | Kit hydraulique accessoire complet (mât 4,50 m) Kompletter kit zübehör hydraulik (hubmast 4,50 m) Kit hidraulico accesorio completo (mástil 4,50 m) Complete attachment hydraulic kit (mast 4,50 m) Kit idraulico accessorio completo (rampa 4,50 m) | 1 | 1 | 1 | 1 | | | 1 | | | | | 1 | | | | | | | | | |
| 42 | 181458 | Tube - Rohr Tubo - Tube Tubo - | 1 | 1 | 1 | 1 | | | 1 | | | | | 1 | | | | | | | | | |
| 43 | 181462 | Tube - Rohr Tubo - Tube Tubo - | 1 | 1 | 1 | 1 | | | 1 | | | | | 1 | | | | | | | | | |
| 44 | 181466 | Tube - Rohr Tubo - Tube Tubo - | 1 | 1 | 1 | 1 | | | 1 | | | | | 1 | | | | | | | | | |
| 45 | 181470 | Tube - Rohr Tubo - Tube Tubo - | 1 | 1 | 1 | 1 | | | 1 | | | | | 1 | | | | | | | | | |
| 46 | 181456 | Tube - Rohr Tubo - Tube Tubo - | 1 | 1 | 1 | 1 | | | 1 | | | | | 1 | | | | | | | | | |

+

Catalogue : 647010

5

KIT HYDRAULIQUE ACCESSOIRE 3ème ELEMENT (Double effet)
 KIT 3er ELEMENT ZUBEHOR HYDRAULIK (Doppelt wirkend)
 KIT HIDRAULICO ACCESORIO 3ro ELEMENTO (Doble efecto)
 3rd ELEMENT ATTACHMENT HYDRAULIC KIT (Double-acting)
 KIT IDRAULICO ACCESSORIO 3 ELEMENTO (Doppio effetto)

Qté-Menge-Cant-Qty-Q.ta

10 AD

78

M

| | | | | | | | | | | |
|-----|----|------|----|-------|-------|-----|------|-------|----|-------|
| 1- | M | 26-2 | S3 | E2/E3 | 11- | MC | 70 | PS | S3 | E2/E3 |
| 2- | M | 30-2 | S3 | E2/E3 | 12- | M-X | 30-4 | S3-E3 | | |
| 3- | M | 26-4 | S3 | E2/E3 | 13- | M-X | 50-4 | S3-E3 | | |
| 4- | M | 30-4 | S3 | E2/E3 | 14- | M-X | 70-2 | S3-E3 | | |
| 5- | M | 40-4 | S3 | E2/E3 | 15- | | | | | |
| 6- | M | 50-4 | S3 | E2/E3 | 16- | | | | | |
| 7- | MC | 30 | S3 | E2/E3 | 17- | | | | | |
| 8- | MC | 40 | PS | S3 | E2/E3 | 18- | | | | |
| 9- | MC | 50 | PS | S3 | E2/E3 | 19- | | | | |
| 10- | MC | 60 | PS | S3 | E2/E3 | 20- | | | | |

| Rep Hinw Fig Item Rif | Número Teil-Nr Numero Part-Nr Part-Nr | Désignation Bezeichnung Descripcion Description Descrizione | 1 | 2 | 3 | 4 | 5 | 6 | 7 | 8 | 9 | 10 | 11 | 12 | 13 | 14 | 15 | 16 | 17 | 18 | 19 | 20 | |
|-----------------------------------|---|---|---|---|---|---|---|---|---|---|---|----|----|----|----|----|----|----|----|----|----|----|--|
| 47 | 181460 | Tube Tubo Tubo - Rohr - Tube - | 1 | 1 | 1 | 1 | | | 1 | | | | | 1 | | | | | | | | | |
| 48 | 181464 | Tube Tubo Tubo - Rohr - Tube - | 1 | 1 | 1 | 1 | | | 1 | | | | | 1 | | | | | | | | | |
| 49 | 181468 | Tube Tubo Tubo - Rohr - Tube - | 1 | 1 | 1 | 1 | | | 1 | | | | | 1 | | | | | | | | | |
| 50 | 176756 | Flexible (Lg 2200) Flexible Flessibile - Schlauch - Hose - | 2 | 2 | 2 | 2 | | | 2 | | | | | 2 | | | | | | | | | |
| 51 | 176757 | Flexible (Lg 2400) Flexible Flessibile - Schlauch - Hose - | 2 | 2 | 2 | 2 | | | 2 | | | | | 2 | | | | | | | | | |
| 52 | 176758 | Flexible (Lg 2700) Flexible Flessibile - Schlauch - Hose - | 2 | 2 | 2 | 2 | | | 2 | | | | | 2 | | | | | | | | | |
| 53 | 176810 | Flexible (Lg 2950) Flexible Flessibile - Schlauch - Hose - | 2 | 2 | 2 | 2 | | | 2 | | | | | 2 | | | | | | | | | |
| 54 | 58528 | Ecrou H ,M 8 ZN Tuerca Dado - Mutter - Nut - | 1 | 1 | 1 | 1 | | | 1 | | | | | 1 | | | | | | | | | |
| 55 | 58530 | Vis H,M 8- 45-8.8-ZN8/C Tornillo Vite - Schraube - Screw - | 1 | 1 | 1 | 1 | | | 1 | | | | | 1 | | | | | | | | | |
| 57 | 189956 | Joint torique Junta tórica Anello OR - "O" ring - "O" ring - | X | X | X | X | | | X | | | | | X | | | | | | | | | |
| 58 | 243597 | Flexible (Lg 2150) Flexible Flessibile - Schlauch - Hose - | 1 | 1 | 1 | 1 | | | 1 | | | | | 1 | | | | | | | | | |

+

Catalogue : 647010

6

KIT HYDRAULIQUE ACCESSOIRE 3ème ELEMENT (Double effet)
 KIT 3er ELEMENT ZUBEHOR HYDRAULIK (Doppelt wirkend)
 KIT HIDRAULICO ACCESORIO 3ro ELEMENTO (Doble efecto)
 3rd ELEMENT ATTACHMENT HYDRAULIC KIT (Double-acting)
 KIT IDRAULICO ACCESSORIO 3 ELEMENTO (Doppio effetto)

Qté-Menge-Cant-Qty-Q.ta

10 AD

78

M

| | |
|-----------------------|-----------------------|
| 1- M 26-2 S3 E2/E3 | 11- MC 70 PS S3 E2/E3 |
| 2- M 30-2 S3 E2/E3 | 12- M-X 30-4 S3-E3 |
| 3- M 26-4 S3 E2/E3 | 13- M-X 50-4 S3-E3 |
| 4- M 30-4 S3 E2/E3 | 14- M-X 70-2 S3-E3 |
| 5- M 40-4 S3 E2/E3 | 15- |
| 6- M 50-4 S3 E2/E3 | 16- |
| 7- MC 30 S3 E2/E3 | 17- |
| 8- MC 40 PS S3 E2/E3 | 18- |
| 9- MC 50 PS S3 E2/E3 | 19- |
| 10- MC 60 PS S3 E2/E3 | 20- |

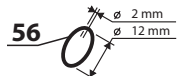
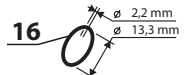
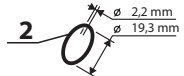
| Rep Hinw Fig Item Rif | Numéro Teil-Nr Numero Part-Nr Part-Nr | Désignation Bezeichnung Descripcion Description Descrizione | Qté-Menge-Cant-Qty-Q.ta | | | | | | | | | | | | | | | | | | | |
|-----------------------------------|---|--|---|---|---|---|---|---|---|---|---|----|----|----|----|----|----|----|----|----|----|----|
| | | | 1 | 2 | 3 | 4 | 5 | 6 | 7 | 8 | 9 | 10 | 11 | 12 | 13 | 14 | 15 | 16 | 17 | 18 | 19 | 20 |
| 59 | 243598 | Flexible (Lg 2350) Flexible Flessibile | - Schlauch - Hose - | 1 | 1 | 1 | 1 | | | | 1 | | | | | | | 1 | | | | |
| 60 | 243600 | Flexible (Lg 2650) Flexible Flessibile | - Schlauch - Hose - | 1 | 1 | 1 | 1 | | | | 1 | | | | | | | 1 | | | | |
| 61 | 243599 | Flexible (Lg 2900) Flexible Flessibile | - Schlauch - Hose - | 1 | 1 | 1 | 1 | | | | 1 | | | | | | | 1 | | | | |
| 62 | 192037 | Raccord rapide femelle Racor rapido hembra Raccordo rapido femmina | - Verschraubung weibl. - Quick female union - | 2 | 2 | 2 | 2 | | | | 2 | | | | | | | 2 | | | | |
| 63 | 241199 | Raccord Racor Raccordo | - Verschraubung - Connection - | 2 | 2 | 2 | 2 | | | | 2 | | | | | | | 2 | | | | |
| 64 | 192039 | Bouchon Tapón Tappo | - Stopfen - Plug - | 2 | 2 | 2 | 2 | | | | 2 | | | | | | | 2 | | | | |

10 AD 79

KIT HYDRAULIQUE ACCESSOIRE 4ème ELEMENT (Simple effet)
 KIT 4er ELEMENT ZUBEHOR HYDRAULIK (Einfachwirkend)
 KIT HIDRAULICO ACCESSORIO 4ro ELEMENTO (Simple efecto)
 4rd ELEMENT ATTACHMENT HYDRAULIC KIT (Single-acting)
 KIT IDRAULICO ACCESSORIO 4 ELEMENTO (Semplice effetto)

M 26-2 S.3 / M 30-2 S.3
 M 26-4 S.3 / M 30-4 S.3
 MC 30 S.3 / M-X 30-4 S.3

POUR FLEXIBLE ET RACCORD
 FÜR SCHLAUCH UND VERSCHRAUBUNG
 PARA FLEXIBLE Y RACOR
 FOR HOSE AND CONNECTION
 PER FLESSIBILE E RACCORDO



POUR TUBE
 FÜR ROHR - PARA TUBO
 FOR TUBE - PER TUBO

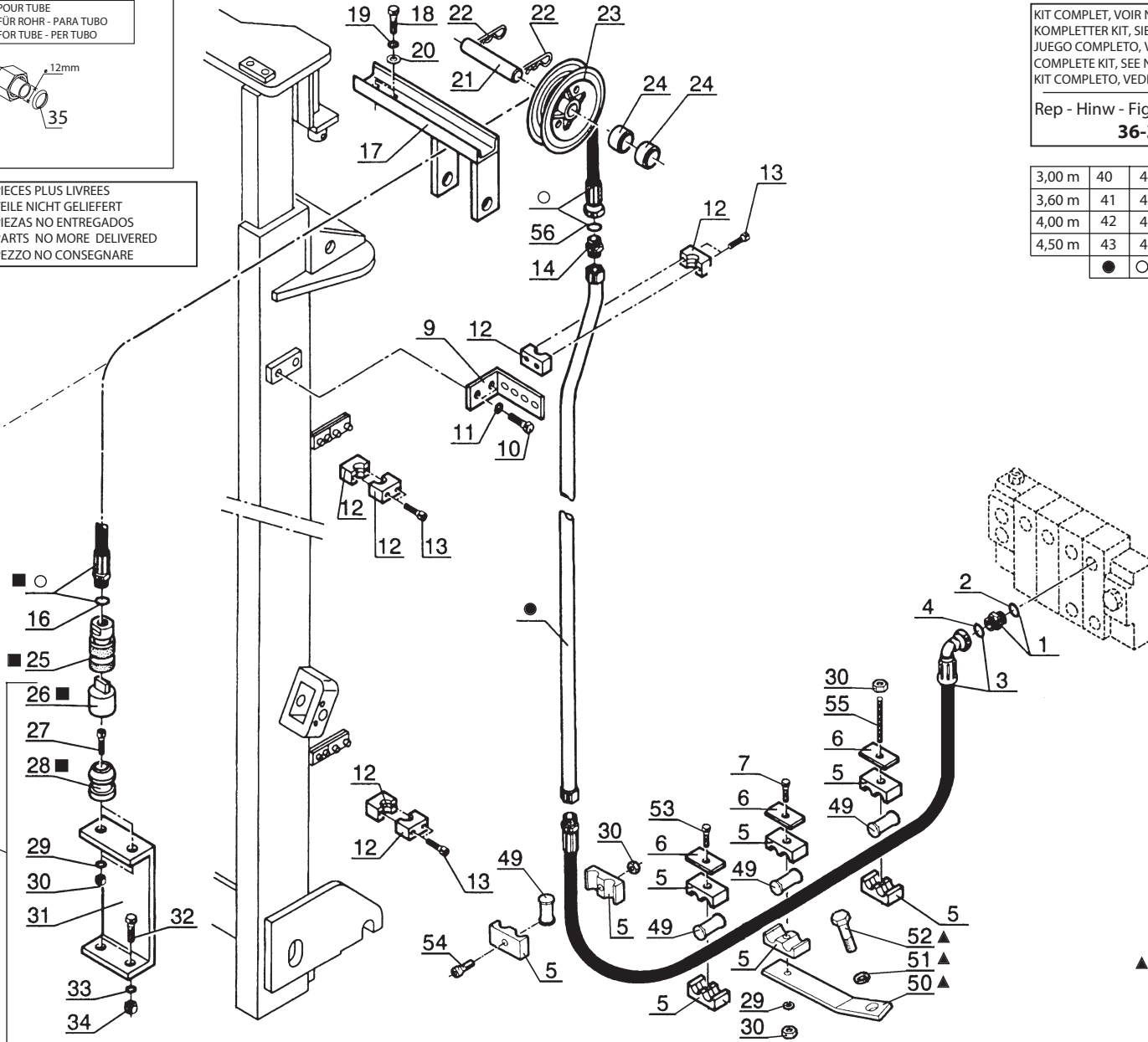


*PIECES PLUS LIVREES
 TEILE NICHT GELIEFERT
 PIEZAS NO ENTREGADOS
 PARTS NO MORE DELIVERED
 PEZZO NO CONSEGNARE

■ 1er MONTAGE
 1ste MONTAGE
 1ro MONTAJE
 1st MOUNTING
 1mo MONTAGGIO

□ 2ème MONTAGE
 2te MONTAGE
 2do MONTAJE
 2nd MOUNTING
 2do MONTAGGIO

*48



KIT COMPLET, VOIR NOMENCLATURE
 KOMPLERTER KIT, SIEHE STÜCKLISTE
 JUEGO COMPLETO, VER NOMENCLATURA
 COMPLETE KIT, SEE NOMENCLATURE
 KIT COMPLETO, VEDERE NOMENCLATURA

Rep - Hinw - Fig - Item - Sequenza
36-37-38-39

| | | | |
|--------|----|----|----|
| 3,00 m | 40 | 44 | 57 |
| 3,60 m | 41 | 45 | 58 |
| 4,00 m | 42 | 46 | 59 |
| 4,50 m | 43 | 47 | 60 |

● ○ ■ □

▲ SUIVANT MONTAGE
 NACH MONTAGE
 SEGUN MONTAJE
 AS MOUNTING
 SECONDO MONTAGGIO

Catalogue : 647010

| 1 | Catalogue : 647010 | | | Qté-Menge-Cant-Qty-Q.ta | | | | | | | | | | 10 AD | | 79 | | M | | | | | | |
|----|-----------------------|--|--|-------------------------|---|---|---|---|---|---|---|---|----|-------|----|----|----|---|----|----|----|----|----|----|
| | Rep Hinw Fig Item Rif | Número Teil-Nr Numero Part-Nr Part-Nr | Désignation Bezeichnung Description Description | 1 | 2 | 3 | 4 | 5 | 6 | 7 | 8 | 9 | 10 | 11 | 12 | 13 | 14 | | 15 | 16 | 17 | 18 | 19 | 20 |
| | | | KIT HYDRAULIQUE ACCESSOIRE 4ème ELEMENT (Simple effet) KIT 4tr ELEMENT ZUBEHOR HYDRAULIK (Einfachwirkend) KIT HIDRAULICO ACCESSORIO 4to ELEMENTO (Simple efecto) 4th ELEMENT ATTACHMENT HYDRAULIC KIT (Single-acting) KIT IDRAULICO ACCESSORIO 4 ELEMENTO (Semplice effetto) | | | | | | | | | | | | | | | | | | | | | |
| 1 | 173038 | Raccord Union Racor Raccordo | - Verschraubung - Connection - | 1 | 1 | 1 | 1 | | | 1 | | | | | 1 | | | | | | | | | |
| 2 | 169373 | Joint torique Junta tórica Anello OR | - "0" ring - "0" ring - | X | X | X | X | | | X | | | | | X | | | | | | | | | |
| 3 | 221294 | Flexible (Lg 2400) Flexible Flessibile | - Schlauch - Hose - | 1 | 1 | 1 | 1 | | | 1 | | | | | 1 | | | | | | | | | |
| 4 | 190874 | Joint torique Junta tórica Anello OR | - "0" ring - "0" ring - | X | X | X | X | | | X | | | | | X | | | | | | | | | |
| 5 | 168758 | Demi-collier Media abrazadera Fascetta | - Halb-klemme - Half-clamp - | 8 | 8 | 8 | 8 | | | 8 | | | | | 8 | | | | | | | | | |
| 6 | 168494 | Plaque de protection Placa de protección Piastra di protezione | - Schutzplatte - Protection plate - | 3 | 3 | 3 | 3 | | | 3 | | | | | 3 | | | | | | | | | |
| 7 | 58533 | Vis H,M 8- 60-8.8-ZN8/C Tornillo Vite | - Schraube - Screw - | 1 | 1 | 1 | 1 | | | 1 | | | | | 1 | | | | | | | | | |
| 9 | 181455 | Plaque de fixation Placa de fijación Piastra di fissaggio | - Befestigung Platte - Fastening plate - | 1 | 1 | 1 | 1 | | | 1 | | | | | 1 | | | | | | | | | |
| 10 | 44807 | Vis H,M12- 25-8.8-ZN8/C Tornillo Vite | - Schraube - Screw - | 2 | 2 | 2 | 2 | | | 2 | | | | | 2 | | | | | | | | | |
| 11 | 42231 | Rondelle W12 ZN Arandela Rondella | - Unterlegscheibe - Washer - | 2 | 2 | 2 | 2 | | | 2 | | | | | 2 | | | | | | | | | |
| 12 | 168746 | Demi-collier Media abrazadera Fascetta | - Halb-klemme - Half-clamp - | 6 | 6 | 6 | 6 | | | 6 | | | | | 6 | | | | | | | | | |

+

Catalogue : 647010

2

KIT HYDRAULIQUE ACCESSOIRE 4ème ELEMENT (Simple effet)
 KIT 4tr ELEMENT ZUBEHOR HYDRAULIK (Einfachwirkend)
 KIT HIDRAULICO ACCESSORIO 4to ELEMENTO (Simple efecto)
 4th ELEMENT ATTACHMENT HYDRAULIC KIT (Single-acting)
 KIT IDRAULICO ACCESSORIO 4 ELEMENTO (Semplice effetto)

Qté-Menge-Cant-Qty-Q.ta

10 AD

79

M

| | | | | | | | | | | | |
|-----|----|------|----|-------|-------|-----|------|-------|----|-------|--|
| 1- | M | 26-2 | S3 | E2/E3 | 11- | MC | 70 | PS | S3 | E2/E3 | |
| 2- | M | 30-2 | S3 | E2/E3 | 12- | M-X | 30-4 | S3-E3 | | | |
| 3- | M | 26-4 | S3 | E2/E3 | 13- | M-X | 50-4 | S3-E3 | | | |
| 4- | M | 30-4 | S3 | E2/E3 | 14- | M-X | 70-2 | S3-E3 | | | |
| 5- | M | 40-4 | S3 | E2/E3 | 15- | | | | | | |
| 6- | M | 50-4 | S3 | E2/E3 | 16- | | | | | | |
| 7- | MC | 30 | S3 | E2/E3 | 17- | | | | | | |
| 8- | MC | 40 | PS | S3 | E2/E3 | 18- | | | | | |
| 9- | MC | 50 | PS | S3 | E2/E3 | 19- | | | | | |
| 10- | MC | 60 | PS | S3 | E2/E3 | 20- | | | | | |

| Rep Hinw Fig Item Rif | Numéro Teil-Nr Numero Part-Nr Part-Nr | Désignation Bezeichnung Descripcion Description Descrizione | | | | | | | | | | | | | | | | | | | | |
|-----------------------------------|---|---|--|---|---|---|---|---|---|---|---|----|----|----|----|----|----|----|----|----|----|----|
| | | | 1 | 2 | 3 | 4 | 5 | 6 | 7 | 8 | 9 | 10 | 11 | 12 | 13 | 14 | 15 | 16 | 17 | 18 | 19 | 20 |
| 13 | 167155 | Vis CHc,M 6- 25 zinguée Tornillo Vite | - Schraube - Screw - | 6 | 6 | 6 | 6 | | | 6 | | | | | | | | 6 | | | | |
| 14 | 170608 | Raccord Union Réducteur Racor Raccordo | - Verschraubung - Connection - | 1 | 1 | 1 | 1 | | | 1 | | | | | | | | 1 | | | | |
| 16 | 169436 | Joint torique Junta tórica Anello OR | - "0" ring - "0" ring - | X | X | X | X | | | X | | | | | | | | X | | | | |
| 17 | 165320 | Support poulie Soporte polea Supporto puleggia | - Riemen träger - Bracket pulley - | 1 | 1 | 1 | 1 | | | 1 | | | | | | | | 1 | | | | |
| 18 | 63546 | Vis H,M12- 20-8.8-ZN8/C Tornillo Vite | - Schraube - Screw - | 2 | 2 | 2 | 2 | | | 2 | | | | | | | | 2 | | | | |
| 19 | 42231 | Rondelle W12 ZN Arandela Rondella | - Unterlegscheibe - Washer - | 2 | 2 | 2 | 2 | | | 2 | | | | | | | | 2 | | | | |
| 20 | 61676 | Rondelle M 12 ZN Arandela Rondella | - Unterlegscheibe - Washer - | 2 | 2 | 2 | 2 | | | 2 | | | | | | | | 2 | | | | |
| 21 | 165391 | Axe de poulie Eje de polea Perno di puleggia | - Riemenachse - Pulley axle - | 1 | 1 | 1 | 1 | | | 1 | | | | | | | | 1 | | | | |
| 22 | 9784 | Goupille "Beta" de 4 Pasador Spina | - Stift - Pin - | 2 | 2 | 2 | 2 | | | 2 | | | | | | | | 2 | | | | |
| 23 | 164615 | Poulie de flexible Polea de flexible Puleggia di flessibile | - Schlauchriemen - Hose pulley - | 1 | 1 | 1 | 1 | | | 1 | | | | | | | | 1 | | | | |
| 24 | 16392 | Entretoise Separador Distanziale | - Querstrebe - Spacer - | 2 | 2 | 2 | 2 | | | 2 | | | | | | | | 2 | | | | |

+

Catalogue : 647010

3

KIT HYDRAULIQUE ACCESSOIRE 4ème ELEMENT (Simple effet)
 KIT 4tr ELEMENT ZUBEHOR HYDRAULIK (Einfachwirkend)
 KIT HIDRAULICO ACCESSORIO 4to ELEMENTO (Simple efecto)
 4th ELEMENT ATTACHMENT HYDRAULIC KIT (Single-acting)
 KIT IDRAULICO ACCESSORIO 4 ELEMENTO (Semplice effetto)

Qté-Menge-Cant-Qty-Q.ta | 10 AD 79

M

| | |
|-----------------------|-----------------------|
| 1- M 26-2 S3 E2/E3 | 11- MC 70 PS S3 E2/E3 |
| 2- M 30-2 S3 E2/E3 | 12- M-X 30-4 S3-E3 |
| 3- M 26-4 S3 E2/E3 | 13- M-X 50-4 S3-E3 |
| 4- M 30-4 S3 E2/E3 | 14- M-X 70-2 S3-E3 |
| 5- M 40-4 S3 E2/E3 | 15- |
| 6- M 50-4 S3 E2/E3 | 16- |
| 7- MC 30 S3 E2/E3 | 17- |
| 8- MC 40 PS S3 E2/E3 | 18- |
| 9- MC 50 PS S3 E2/E3 | 19- |
| 10- MC 60 PS S3 E2/E3 | 20- |

| Rep Hinw Fig Item Rif | Numéro Teil-Nr Numero Part-Nr Part-Nr | Désignation Bezeichnung Description Description | 1 | 2 | 3 | 4 | 5 | 6 | 7 | 8 | 9 | 10 | 11 | 12 | 13 | 14 | 15 | 16 | 17 | 18 | 19 | 20 |
|-----------------------|---------------------------------------|--|---|---|---|---|---|---|---|---|---|----|----|----|----|----|----|----|----|----|----|----|
| 25 | 169345 | Raccord rapide femelle Racor rapido hembra Raccordo femina | - siehe 662272 - Quick female union - | 1 | 1 | 1 | 1 | | | 1 | | | | 1 | | | | | | | | |
| 26 | 53310 | Bouchon Tapón Tappo | - Stopfen - Plug - | 2 | 2 | 2 | 2 | | | 2 | | | | 2 | | | | | | | | |
| 27 | 73208 | Vis CHc,M 8- 20 zinguée Tornillo Vite | - Schraube - Screw - | 2 | 2 | 2 | 2 | | | 2 | | | | 2 | | | | | | | | |
| 28 | 53309 | Embout Tapón Ghiera | - Stopfen - Plug - | 2 | 2 | 2 | 2 | | | 2 | | | | 2 | | | | | | | | |
| 29 | 42325 | Rondelle W 8 ZN Arandela Rondella | - Unterlegscheibe - Washer - | 3 | 3 | 3 | 3 | | | 3 | | | | 3 | | | | | | | | |
| 30 | 58528 | Ecrou H ,M 8 ZN Tuerca Dado | - Mutter - Nut - | 5 | 5 | 5 | 5 | | | 5 | | | | 5 | | | | | | | | |
| 31 | 165409 | Support raccord Soporte racor Supporto raccordo | - Verschraubung träger - Connection bracket - | 1 | 1 | 1 | 1 | | | 1 | | | | 1 | | | | | | | | |
| 32 | 57446 | Vis H,M 8- 25-8.8-ZN8/C Tornillo Vite | - Schraube - Screw - | 2 | 2 | 2 | 2 | | | 2 | | | | 2 | | | | | | | | |
| 33 | 42325 | Rondelle W 8 ZN Arandela Rondella | - Unterlegscheibe - Washer - | 2 | 2 | 2 | 2 | | | 2 | | | | 2 | | | | | | | | |
| 34 | 58528 | Ecrou H ,M 8 ZN Tuerca Dado | - Mutter - Nut - | 2 | 2 | 2 | 2 | | | 2 | | | | 2 | | | | | | | | |
| 35 | 169437 | Joint d'étanchéité Junta de estanqueidad Guarnizióne | - Dichtungsring - Seal - | X | X | X | X | | | X | | | | X | | | | | | | | |



Catalogue : 647010

4

KIT HYDRAULIQUE ACCESSOIRE 4ème ELEMENT (Simple effet)
 KIT 4tr ELEMENT ZUBEHOR HYDRAULIK (Einfachwirkend)
 KIT HIDRAULICO ACCESORIO 4to ELEMENTO (Simple efecto)
 4th ELEMENT ATTACHMENT HYDRAULIC KIT (Single-acting)
 KIT IDRAULICO ACCESSORIO 4 ELEMENTO (Semplice effetto)

Qté-Menge-Cant-Qty-Q.ta

10 AD

79

M

| | | | | | | | | | | |
|-----|----|------|----|-------|-------|-----|------|-------|----|-------|
| 1- | M | 26-2 | S3 | E2/E3 | 11- | MC | 70 | PS | S3 | E2/E3 |
| 2- | M | 30-2 | S3 | E2/E3 | 12- | M-X | 30-4 | S3-E3 | | |
| 3- | M | 26-4 | S3 | E2/E3 | 13- | M-X | 50-4 | S3-E3 | | |
| 4- | M | 30-4 | S3 | E2/E3 | 14- | M-X | 70-2 | S3-E3 | | |
| 5- | M | 40-4 | S3 | E2/E3 | 15- | | | | | |
| 6- | M | 50-4 | S3 | E2/E3 | 16- | | | | | |
| 7- | MC | 30 | S3 | E2/E3 | 17- | | | | | |
| 8- | MC | 40 | PS | S3 | E2/E3 | 18- | | | | |
| 9- | MC | 50 | PS | S3 | E2/E3 | 19- | | | | |
| 10- | MC | 60 | PS | S3 | E2/E3 | 20- | | | | |

| Rep Hinw Fig Item Rif | Numéro Teil-Nr Numero Part-Nr Part-Nr | Désignation Bezeichnung Descripcion Description Descrizione | 1 | 2 | 3 | 4 | 5 | 6 | 7 | 8 | 9 | 10 | 11 | 12 | 13 | 14 | 15 | 16 | 17 | 18 | 19 | 20 | |
|-----------------------------------|---|--|---|---|---|---|---|---|---|---|---|----|----|----|----|----|----|----|----|----|----|----|--|
| 36 | 221196 | Kit hydraulique accessoire complet (mât 3,00 m) Kompletter kit zübehör hydraulik (hubmast 3,00 m) Kit hidraulico accesorio completo (mástil 3,00 m) Complete attachment hydraulic kit (mast 3,00 m) Kit idraulico accessorio completo (rampa 3,00 m) | 1 | 1 | 1 | 1 | | | 1 | | | | | 1 | | | | | | | | | |
| 37 | 221197 | Kit hydraulique accessoire complet (mât 3,60 m) Kompletter kit zübehör hydraulik (hubmast 3,60 m) Kit hidraulico accesorio completo (mástil 3,60 m) Complete attachment hydraulic kit (mast 3,60 m) Kit idraulico accessorio completo (rampa 3,60 m) | 1 | 1 | 1 | 1 | | | 1 | | | | | 1 | | | | | | | | | |
| 38 | 221198 | Kit hydraulique accessoire complet (mât 4,00 m) Kompletter kit zübehör hydraulik (hubmast 4,00 m) Kit hidraulico accesorio completo (mástil 4,00 m) Complete attachment hydraulic kit (mast 4,00 m) Kit idraulico accessorio completo (rampa 4,00 m) | 1 | 1 | 1 | 1 | | | 1 | | | | | 1 | | | | | | | | | |
| 39 | 221199 | Kit hydraulique accessoire complet (mât 4,50 m) Kompletter kit zübehör hydraulik (hubmast 4,50 m) Kit hidraulico accesorio completo (mástil 4,50 m) Complete attachment hydraulic kit (mast 4,50 m) Kit idraulico accessorio completo (rampa 4,50 m) | 1 | 1 | 1 | 1 | | | 1 | | | | | 1 | | | | | | | | | |
| 40 | 181456 | Tube - Rohr Tubo - Tube Tubo - | 1 | 1 | 1 | 1 | | | 1 | | | | | 1 | | | | | | | | | |
| 41 | 181460 | Tube - Rohr Tubo - Tube Tubo - | 1 | 1 | 1 | 1 | | | 1 | | | | | 1 | | | | | | | | | |
| 42 | 181464 | Tube - Rohr Tubo - Tube Tubo - | 1 | 1 | 1 | 1 | | | 1 | | | | | 1 | | | | | | | | | |
| 43 | 181468 | Tube - Rohr Tubo - Tube Tubo - | 1 | 1 | 1 | 1 | | | 1 | | | | | 1 | | | | | | | | | |
| 44 | 176756 | Flexible (Lg 2200) - Schlauch Flexible - Hose Flessibile - | 1 | 1 | 1 | 1 | | | 1 | | | | | 1 | | | | | | | | | |

+

Catalogue : 647010

5

KIT HYDRAULIQUE ACCESSOIRE 4ème ELEMENT (Simple effet)
 KIT 4tr ELEMENT ZUBEHOR HYDRAULIK (Einfachwirkend)
 KIT HIDRAULICO ACCESSORIO 4to ELEMENTO (Simple efecto)
 4th ELEMENT ATTACHMENT HYDRAULIC KIT (Single-acting)
 KIT IDRAULICO ACCESSORIO 4 ELEMENTO (Semplice effetto)

Qté-Menge-Cant-Qty-Q.ta

10 AD

79

M

| | |
|-----------------------|-----------------------|
| 1- M 26-2 S3 E2/E3 | 11- MC 70 PS S3 E2/E3 |
| 2- M 30-2 S3 E2/E3 | 12- M-X 30-4 S3-E3 |
| 3- M 26-4 S3 E2/E3 | 13- M-X 50-4 S3-E3 |
| 4- M 30-4 S3 E2/E3 | 14- M-X 70-2 S3-E3 |
| 5- M 40-4 S3 E2/E3 | 15- |
| 6- M 50-4 S3 E2/E3 | 16- |
| 7- MC 30 S3 E2/E3 | 17- |
| 8- MC 40 PS S3 E2/E3 | 18- |
| 9- MC 50 PS S3 E2/E3 | 19- |
| 10- MC 60 PS S3 E2/E3 | 20- |

| Rep Hinw Fig Item Rif | Numéro Teil-Nr Numero Part-Nr Part-Nr | Désignation Bezeichnung Descripcion Description Descrizione | | | | | | | | | | | | | | | | | | | | |
|-----------------------------------|---|---|--|---|---|---|---|---|---|---|---|----|----|----|----|----|----|----|----|----|----|----|
| | | | 1 | 2 | 3 | 4 | 5 | 6 | 7 | 8 | 9 | 10 | 11 | 12 | 13 | 14 | 15 | 16 | 17 | 18 | 19 | 20 |
| 45 | 176757 | Flexible (Lg 2400) Flexible Flessibile | - Schlauch - Hose - | 1 | 1 | 1 | 1 | | | | 1 | | | | | | | 1 | | | | |
| 46 | 176758 | Flexible (Lg 2700) Flexible Flessibile | - Schlauch - Hose - | 1 | 1 | 1 | 1 | | | | 1 | | | | | | | 1 | | | | |
| 47 | 176810 | Flexible (Lg 2950) Flexible Flessibile | - Schlauch - Hose - | 1 | 1 | 1 | 1 | | | | 1 | | | | | | | 1 | | | | |
| 49 | 207471 | Tube Tubo Tubo | - Rohr - Tube - | 4 | 4 | 4 | 4 | | | | 4 | | | | | | | 4 | | | | |
| 50 | 219813 | Support Soporte Supporto | - Träger - Bracket - | 1 | 1 | 1 | 1 | | | | 1 | | | | | | | 1 | | | | |
| 51 | 42322 | Rondelle W16 ZN Arandela Rondella | - Unterlegscheibe - Washer - | 1 | 1 | 1 | 1 | | | | 1 | | | | | | | 1 | | | | |
| 52 | 60482 | Vis H,M16- 30-8.8-ZN8/C Tornillo Vite | - Schraube - Screw - | 1 | 1 | 1 | 1 | | | | 1 | | | | | | | 1 | | | | |
| 53 | 58530 | Vis H,M 8- 45-8.8-ZN8/C Tornillo Vite | - Schraube - Screw - | 1 | 1 | 1 | 1 | | | | 1 | | | | | | | 1 | | | | |
| 54 | 73208 | Vis CHc,M 8- 20 zinguée Tornillo Vite | - Schraube - Screw - | 1 | 1 | 1 | 1 | | | | 1 | | | | | | | 1 | | | | |
| 55 | 55475 | Tige fileté M8 (Lg 90) Varilla fileteada Stelo filettato | - Schraubenspindel - Screwed spindle - | 1 | 1 | 1 | 1 | | | | 1 | | | | | | | 1 | | | | |
| 56 | 189956 | Joint torique Junta tórica Anello OR | - "0" ring - "0" ring - | X | X | X | X | | | | X | | | | | | | X | | | | |

+

Catalogue : 647010

| 6 | Catalogue : 647010 | | | Qté-Menge-Cant-Qty-Q.ta | | | | | | | | | | | | | | | | 10 AD | 79 | M | | | | | |
|----|--|--|---|--|---|---|---|---|---|---|---|---|---|---|---|---|----|----|----|-------|----|----|----|----|----|----|----|
| | KIT HYDRAULIQUE ACCESSOIRE 4ème ELEMENT (Simple effet) KIT 4tr ELEMENT ZUBEHOR HYDRAULIK (Einfachwirkend) KIT HIDRAULICO ACCESSORIO 4to ELEMENTO (Simple efecto) 4th ELEMENT ATTACHMENT HYDRAULIC KIT (Single-acting) KIT IDRAULICO ACCESSORIO 4 ELEMENTO (Semplice effetto) | | | 1- M 26-2 S3 E2/E3 2- M 30-2 S3 E2/E3 3- M 26-4 S3 E2/E3 4- M 30-4 S3 E2/E3 5- M 40-4 S3 E2/E3 6- M 50-4 S3 E2/E3 7- MC 30 S3 E2/E3 8- MC 40 PS S3 E2/E3 9- MC 50 PS S3 E2/E3 10- MC 60 PS S3 E2/E3 | | 11- MC 70 PS S3 E2/E3 12- M-X 30-4 S3-E3 13- M-X 50-4 S3-E3 14- M-X 70-2 S3-E3 15- 16- 17- 18- 19- 20- | | 1 | 2 | 3 | 4 | 5 | 6 | 7 | 8 | 9 | 10 | 11 | 12 | 13 | 14 | 15 | 16 | 17 | 18 | 19 | 20 |
| | Rep Hinw Fig Item Rif | Numéro Teil-Nr Numero Part-Nr Part-Nr | Désignation Bezeichnung Descripcion Description Descrizione | | | | | | | | | | | | | | | | | | | | | | | | |
| 57 | 243597 | Flexible (Lg 2150) Flexible Flessibile | - Schlauch - Hose - | 1 | 1 | 1 | 1 | | | | | 1 | | | | | | | 1 | | | | | | | | |
| 58 | 243598 | Flexible (Lg 2350) Flexible Flessibile | - Schlauch - Hose - | 1 | 1 | 1 | 1 | | | | | 1 | | | | | | | 1 | | | | | | | | |
| 59 | 243600 | Flexible (Lg 2650) Flexible Flessibile | - Schlauch - Hose - | 1 | 1 | 1 | 1 | | | | | 1 | | | | | | | 1 | | | | | | | | |
| 60 | 243599 | Flexible (Lg 2900) Flexible Flessibile | - Schlauch - Hose - | 1 | 1 | 1 | 1 | | | | | 1 | | | | | | | 1 | | | | | | | | |
| 61 | 192037 | Raccord rapide femelle Racor rapido hembra Raccordo rapido femmina | - Verschraubung weibl. - Quick female union - | 2 | 2 | 2 | 2 | | | | | 2 | | | | | | | 2 | | | | | | | | |
| 62 | 241199 | Raccord Racor Raccordo | - Verschraubung - Connection - | 2 | 2 | 2 | 2 | | | | | 2 | | | | | | | 2 | | | | | | | | |
| 63 | 192039 | Bouchon Tapón Tappo | - Stopfen - Plug - | 2 | 2 | 2 | 2 | | | | | 2 | | | | | | | 2 | | | | | | | | |

10 AD 80

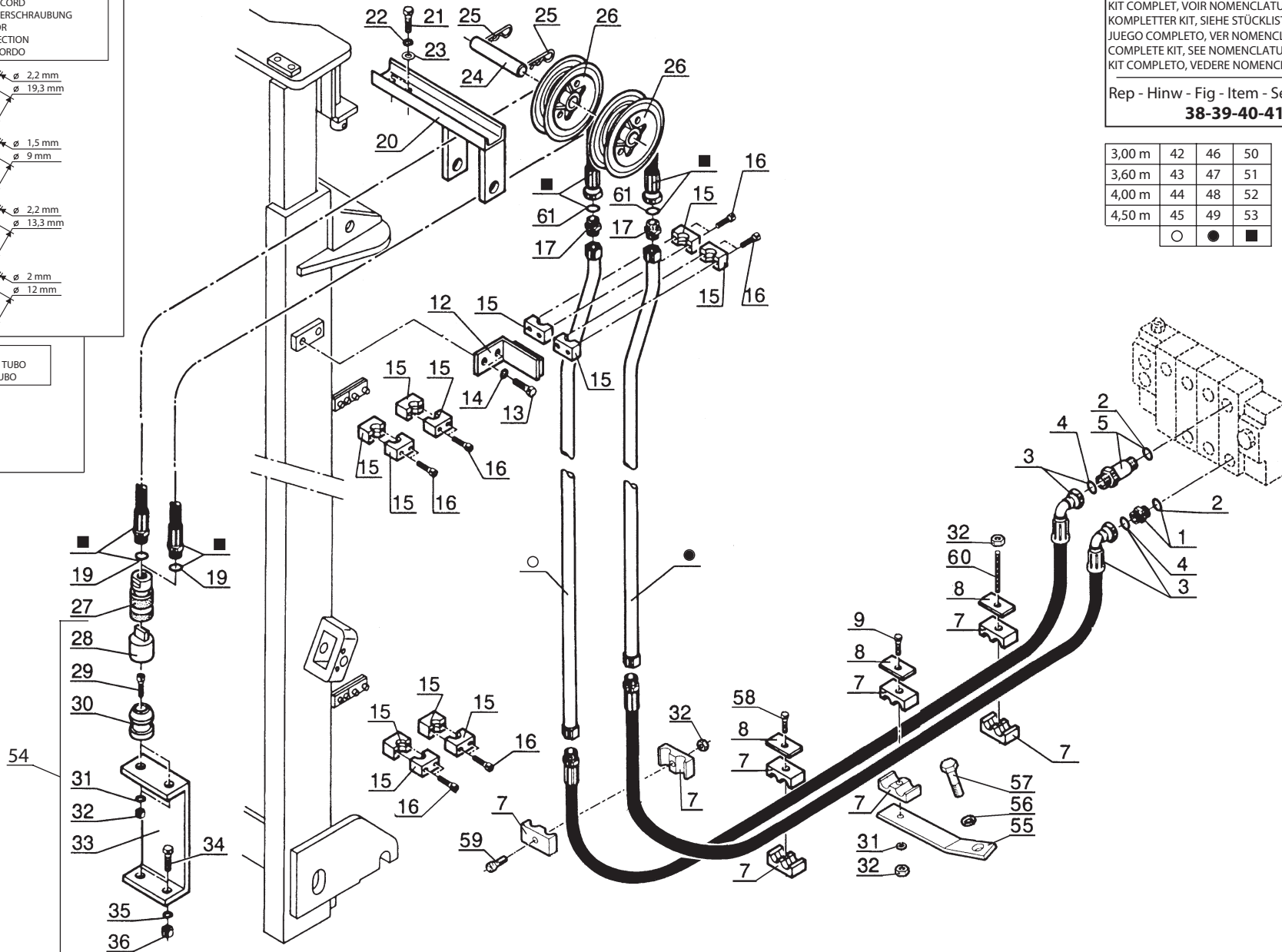
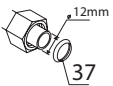
KIT HYDRAULIQUE ACCESSOIRE 4ème ELEMENT (Double effet)
 KIT 4tr ELEMENT ZUBEHOR HYDRAULIK (Doppeltwirkend)
 KIT HIDRAULICO ACCESSORIO 4ro ELEMENTO (Doble efecto)
 4th ELEMENT ATTACHMENT HYDRAULIC KIT (Double-acting)
 KIT IDRAULICO ACCESSORIO 4 ELEMENTO (Duplex effetto)

M 26-2 S.3 / M 30-2 S.3
 M 26-4 S.3 / M 30-4 S.3
 MC 30 S.3 / M-X 30-4 S.3

POUR FLEXIBLE ET RACCORD
 FÜR SCHLAUCH UND VERSCHRAUBUNG
 PARA FLEXIBLE Y RACOR
 FOR HOSE AND CONNECTION
 PER FLESSIBILE E RACCORDO



POUR TUBE
 FÜR ROHR - PARA TUBO
 FOR TUBE - PER TUBO



KIT COMPLET, VOIR NOMENCLATURE
 KOMPLETTER KIT, SIEHE STÜCKLISTE
 JUEGO COMPLETO, VER NOMENCLATURA
 COMPLETE KIT, SEE NOMENCLATURE
 KIT COMPLETO, VEDERE NOMENCLATURA

Rep - Hinw - Fig - Item - Sequenza
38-39-40-41

| | | | |
|--------|----|----|----|
| 3,00 m | 42 | 46 | 50 |
| 3,60 m | 43 | 47 | 51 |
| 4,00 m | 44 | 48 | 52 |
| 4,50 m | 45 | 49 | 53 |
| | ○ | ● | ■ |

Catalogue : 647010

1

KIT HYDRAULIQUE ACCESSOIRE GAUCHE (Double effet)
 LINK KIT ZUBEHOR HYDRAULIK (Doppeltwirkend)
 KIT HIDRAULICO ACCESORIO IZQUIERDO (Doble efecto)
 L.H. ATTACHMENT HYDRAULIC KIT (Double-acting)
 KIT IDRAULICO ACCESSORIO SINISTRO (Doppio effetto)

Qté-Menge-Cant-Qty-Q.ta

10 AD

80

M

1- M 26-2 S3 E2/E3 11- MC 70 PS S3 E2/E3
 2- M 30-2 S3 E2/E3 12- M-X 30-4 S3-E3
 3- M 26-4 S3 E2/E3 13- M-X 50-4 S3-E3
 4- M 30-4 S3 E2/E3 14- M-X 70-2 S3-E3
 5- M 40-4 S3 E2/E3 15-
 6- M 50-4 S3 E2/E3 16-
 7- MC 30 S3 E2/E3 17-
 8- MC 40 PS S3 E2/E3 18-
 9- MC 50 PS S3 E2/E3 19-
 10- MC 60 PS S3 E2/E3 20-

| Rep Hinw Fig Item Rif | Numéro Teil-Nr Numero Part-Nr Part-Nr | Désignation Bezeichnung Descripcion Description Descrizione | 1 | 2 | 3 | 4 | 5 | 6 | 7 | 8 | 9 | 10 | 11 | 12 | 13 | 14 | 15 | 16 | 17 | 18 | 19 | 20 | |
|-----------------------------------|---|---|---|---|---|---|---|---|---|---|---|----|----|----|----|----|----|----|----|----|----|----|--|
| 1 | 173038 | Raccord Union Racor Raccordo - Verschraubung - Connection - | 1 | 1 | 1 | 1 | | | 1 | | | | | 1 | | | | | | | | | |
| 2 | 169373 | Joint torique Junta tórica Anello OR - "0" ring - "0" ring - | X | X | X | X | | | X | | | | | X | | | | | | | | | |
| 3 | 221294 | Flexible (Lg 2400) Flexible Flessibile - Schlauch - Hose - | 2 | 2 | 2 | 2 | | | 2 | | | | | 2 | | | | | | | | | |
| 4 | 190874 | Joint torique Junta tórica Anello OR - "0" ring - "0" ring - | X | X | X | X | | | X | | | | | X | | | | | | | | | |
| 5 | 168906 | Raccord Union Prolongateur Racor Raccordo - Verschraubung - Connection - | 1 | 1 | 1 | 1 | | | 1 | | | | | 1 | | | | | | | | | |
| 7 | 168758 | Demi-collier Media abrazadera Fascetta - Halb-klemme - Half-clamp - | 8 | 8 | 8 | 8 | | | 8 | | | | | 8 | | | | | | | | | |
| 8 | 168494 | Plaque de protection Placa de protección Piastra di protezione - Schutzplatte - Protection plate - | 3 | 3 | 3 | 3 | | | 3 | | | | | 3 | | | | | | | | | |
| 9 | 58533 | Vis H,M 8- 60-8.8-ZN8/C Tornillo Vite - Schraube - Screw - | 1 | 1 | 1 | 1 | | | 1 | | | | | 1 | | | | | | | | | |
| 12 | 181455 | Plaque de fixation Placa de fijación Piastra di fissaggio - Befestigung Platte - Fastening plate - | 1 | 1 | 1 | 1 | | | 1 | | | | | 1 | | | | | | | | | |
| 13 | 44807 | Vis H,M12- 25-8.8-ZN8/C Tornillo Vite - Schraube - Screw - | 2 | 2 | 2 | 2 | | | 2 | | | | | 2 | | | | | | | | | |
| 14 | 42231 | Rondelle W12 ZN Arandela Rondella - Unterlegscheibe - Washer - | 2 | 2 | 2 | 2 | | | 2 | | | | | 2 | | | | | | | | | |

+

Catalogue : 647010

2

KIT HYDRAULIQUE ACCESSOIRE GAUCHE (Double effet)
 LINK KIT ZUBEHOR HYDRAULIK (Doppeltwirkend)
 KIT HIDRAULICO ACCESORIO IZQUIERDO (Doble efecto)
 L.H. ATTACHMENT HYDRAULIC KIT (Double-acting)
 KIT IDRAULICO ACCESSORIO SINISTRO (Doppio effetto)

Qté-Menge-Cant-Qty-Q.ta

10 AD

80

M

1- M 26-2 S3 E2/E3 11- MC 70 PS S3 E2/E3
 2- M 30-2 S3 E2/E3 12- M-X 30-4 S3-E3
 3- M 26-4 S3 E2/E3 13- M-X 50-4 S3-E3
 4- M 30-4 S3 E2/E3 14- M-X 70-2 S3-E3
 5- M 40-4 S3 E2/E3 15-
 6- M 50-4 S3 E2/E3 16-
 7- MC 30 S3 E2/E3 17-
 8- MC 40 PS S3 E2/E3 18-
 9- MC 50 PS S3 E2/E3 19-
 10- MC 60 PS S3 E2/E3 20-

| Rep Hinw Fig Item Rif | Numéro Teil-Nr Numero Part-Nr Part-Nr | Désignation Bezeichnung Descripcion Description Descrizione | Qté-Menge-Cant-Qty-Q.ta | | | | | | | | | | | | | | | | | | | |
|-----------------------------------|---|---|--|----|----|----|----|---|---|---|----|----|----|----|----|----|----|----|----|----|----|----|
| | | | 1 | 2 | 3 | 4 | 5 | 6 | 7 | 8 | 9 | 10 | 11 | 12 | 13 | 14 | 15 | 16 | 17 | 18 | 19 | 20 |
| 15 | 168746 | Demi-collier Media abrazadera Fascetta | - Halb-klemme - Half-clamp - | 12 | 12 | 12 | 12 | | | | 12 | | | | | | | 12 | | | | |
| 16 | 167155 | Vis CHc,M 6- 25 zinguée Tornillo Vite | - Schraube - Screw - | 12 | 12 | 12 | 12 | | | | 12 | | | | | | | 12 | | | | |
| 17 | 170608 | Raccord Union Réducteur Racor Raccordo | - Verschraubung - Connection - | 2 | 2 | 2 | 2 | | | | 2 | | | | | | | 2 | | | | |
| 19 | 169436 | Joint torique Junta tórica Anello OR | - "0" ring - "0" ring - | X | X | X | X | | | | X | | | | | | | X | | | | |
| 20 | 165320 | Support poulie Soporte polea Supporto puleggia | - Riemen träger - Bracket pulley - | 1 | 1 | 1 | 1 | | | | 1 | | | | | | | 1 | | | | |
| 21 | 63546 | Vis H,M12- 20-8.8-ZN8/C Tornillo Vite | - Schraube - Screw - | 2 | 2 | 2 | 2 | | | | 2 | | | | | | | 2 | | | | |
| 22 | 42231 | Rondelle W12 ZN Arandela Rondella | - Unterlegscheibe - Washer - | 2 | 2 | 2 | 2 | | | | 2 | | | | | | | 2 | | | | |
| 23 | 61676 | Rondelle M 12 ZN Arandela Rondella | - Unterlegscheibe - Washer - | 2 | 2 | 2 | 2 | | | | 2 | | | | | | | 2 | | | | |
| 24 | 165391 | Axe de poulie Eje de polea Perno di puleggia | - Riemenachse - Pulley axle - | 1 | 1 | 1 | 1 | | | | 1 | | | | | | | 1 | | | | |
| 25 | 9784 | Goupille "Beta" de 4 Pasador Spina | - Stift - Pin - | 2 | 2 | 2 | 2 | | | | 2 | | | | | | | 2 | | | | |
| 26 | 164615 | Poulie de flexible Polea de flexible Puleggia di flessibile | - Schlauchriemen - Hose pulley - | 2 | 2 | 2 | 2 | | | | 2 | | | | | | | 2 | | | | |

+

Catalogue : 647010

3

KIT HYDRAULIQUE ACCESSOIRE GAUCHE (Double effet)
 LINK KIT ZUBEHOR HYDRAULIK (Doppeltwirkend)
 KIT HIDRAULICO ACCESORIO IZQUIERDO (Doble efecto)
 L.H. ATTACHMENT HYDRAULIC KIT (Double-acting)
 KIT IDRAULICO ACCESSORIO SINISTRO (Doppio effetto)

Qté-Menge-Cant-Qty-Q.ta

10 AD

80

M

- | | |
|-----------------------|-----------------------|
| 1- M 26-2 S3 E2/E3 | 11- MC 70 PS S3 E2/E3 |
| 2- M 30-2 S3 E2/E3 | 12- M-X 30-4 S3-E3 |
| 3- M 26-4 S3 E2/E3 | 13- M-X 50-4 S3-E3 |
| 4- M 30-4 S3 E2/E3 | 14- M-X 70-2 S3-E3 |
| 5- M 40-4 S3 E2/E3 | 15- |
| 6- M 50-4 S3 E2/E3 | 16- |
| 7- MC 30 S3 E2/E3 | 17- |
| 8- MC 40 PS S3 E2/E3 | 18- |
| 9- MC 50 PS S3 E2/E3 | 19- |
| 10- MC 60 PS S3 E2/E3 | 20- |

| Rep Hinw Fig Item Rif | Numéro Teil-Nr Numero Part-Nr Part-Nr | Désignation Bezeichnung Descripción Description Descrizione | | | | | | | | | | | | | | | | | | | | |
|-----------------------------------|---|--|---|---|---|---|---|---|---|---|---|----|----|----|----|----|----|----|----|----|----|----|
| | | | 1 | 2 | 3 | 4 | 5 | 6 | 7 | 8 | 9 | 10 | 11 | 12 | 13 | 14 | 15 | 16 | 17 | 18 | 19 | 20 |
| 27 | 169345 | Raccord rapide femelle - siehe 662272 Racor rapido hembra - Quick female union Raccordo femina - | 2 | 2 | 2 | 2 | | | | 2 | | | | | | | | 2 | | | | |
| 28 | 53310 | Bouchon - Stopfen Tapón - Plug Tappo - | 2 | 2 | 2 | 2 | | | | 2 | | | | | | | | 2 | | | | |
| 29 | 73208 | Vis CHc,M 8- 20 zinguée - Schraube Tornillo - Screw Vite - | 2 | 2 | 2 | 2 | | | | 2 | | | | | | | | 2 | | | | |
| 30 | 53309 | Embout - Stopfen Tapón - Plug Ghiera - | 2 | 2 | 2 | 2 | | | | 2 | | | | | | | | 2 | | | | |
| 31 | 42325 | Rondelle W 8 ZN - Unterlegscheibe Arandela - Washer Rondella - | 3 | 3 | 3 | 3 | | | | 3 | | | | | | | | 3 | | | | |
| 32 | 58528 | Ecrou H ,M 8 ZN - Mutter Tuerca - Nut Dado - | 5 | 5 | 5 | 5 | | | | 5 | | | | | | | | 5 | | | | |
| 33 | 165409 | Support raccord - Verschraubung träger Soporte racor - Connection bracket Supporto raccordo - | 1 | 1 | 1 | 1 | | | | 1 | | | | | | | | 1 | | | | |
| 34 | 57446 | Vis H,M 8- 25-8.8-ZN8/C - Schraube Tornillo - Screw Vite - | 2 | 2 | 2 | 2 | | | | 2 | | | | | | | | 2 | | | | |
| 35 | 42325 | Rondelle W 8 ZN - Unterlegscheibe Arandela - Washer Rondella - | 2 | 2 | 2 | 2 | | | | 2 | | | | | | | | 2 | | | | |
| 36 | 58528 | Ecrou H ,M 8 ZN - Mutter Tuerca - Nut Dado - | 2 | 2 | 2 | 2 | | | | 2 | | | | | | | | 2 | | | | |
| 37 | 169437 | Joint d'étanchéité - Dichtungsring Junta de estanqueidad - Seal Guarnizióne - | X | X | X | X | | | | X | | | | | | | | X | | | | |

+

Catalogue : 647010

4

KIT HYDRAULIQUE ACCESSOIRE GAUCHE (Double effet)
 LINK KIT ZUBEHOR HYDRAULIK (Doppeltwirkend)
 KIT HIDRAULICO ACCESORIO IZQUIERDO (Doble efecto)
 L.H. ATTACHMENT HYDRAULIC KIT (Double-acting)
 KIT IDRAULICO ACCESSORIO SINISTRO (Doppio effetto)

Qté-Menge-Cant-Qty-Q.ta

10 AD

80

M

| | | | | | | | | | | |
|-----|----|------|----|-------|-------|-----|------|-------|----|-------|
| 1- | M | 26-2 | S3 | E2/E3 | 11- | MC | 70 | PS | S3 | E2/E3 |
| 2- | M | 30-2 | S3 | E2/E3 | 12- | M-X | 30-4 | S3-E3 | | |
| 3- | M | 26-4 | S3 | E2/E3 | 13- | M-X | 50-4 | S3-E3 | | |
| 4- | M | 30-4 | S3 | E2/E3 | 14- | M-X | 70-2 | S3-E3 | | |
| 5- | M | 40-4 | S3 | E2/E3 | 15- | | | | | |
| 6- | M | 50-4 | S3 | E2/E3 | 16- | | | | | |
| 7- | MC | 30 | S3 | E2/E3 | 17- | | | | | |
| 8- | MC | 40 | PS | S3 | E2/E3 | 18- | | | | |
| 9- | MC | 50 | PS | S3 | E2/E3 | 19- | | | | |
| 10- | MC | 60 | PS | S3 | E2/E3 | 20- | | | | |

| Rep Hinw Fig Item Rif | Numéro Teil-Nr Numero Part-Nr Part-Nr | Désignation Bezeichnung Descripcion Description Descrizione |
|-----------------------------------|---|---|
|-----------------------------------|---|---|

| | | | | | | | | | | | | | | | | | | | |
|---|---|---|---|---|---|---|---|---|----|----|----|----|----|----|----|----|----|----|----|
| 1 | 2 | 3 | 4 | 5 | 6 | 7 | 8 | 9 | 10 | 11 | 12 | 13 | 14 | 15 | 16 | 17 | 18 | 19 | 20 |
|---|---|---|---|---|---|---|---|---|----|----|----|----|----|----|----|----|----|----|----|

| | | |
|----|--------|--|
| 38 | 570311 | Kit hydraulique accessoire complet (mât 3,00 m) Kompletter kit zübehör hydraulik (hubmast 3,00 m) Kit hidraulico accesorio completo (mástil 3,00 m) Complete attachment hydraulic kit (mast 3,00 m) Kit idraulico accessorio completo (rampa 3,00 m) |
| 39 | 570312 | Kit hydraulique accessoire complet (mât 3,60 m) Kompletter kit zübehör hydraulik (hubmast 3,60 m) Kit hidraulico accesorio completo (mástil 3,60 m) Complete attachment hydraulic kit (mast 3,60 m) Kit idraulico accessorio completo (rampa 3,60 m) |
| 40 | 570313 | Kit hydraulique accessoire complet (mât 4,00 m) Kompletter kit zübehör hydraulik (hubmast 4,00 m) Kit hidraulico accesorio completo (mástil 4,00 m) Complete attachment hydraulic kit (mast 4,00 m) Kit idraulico accessorio completo (rampa 4,00 m) |
| 41 | 570314 | Kit hydraulique accessoire complet (mât 4,50 m) Kompletter kit zübehör hydraulik (hubmast 4,50 m) Kit hidraulico accesorio completo (mástil 4,50 m) Complete attachment hydraulic kit (mast 4,50 m) Kit idraulico accessorio completo (rampa 4,50 m) |
| 42 | 181458 | Tube - Rohr Tubo - Tube Tubo - |
| 43 | 181462 | Tube - Rohr Tubo - Tube Tubo - |
| 44 | 181466 | Tube - Rohr Tubo - Tube Tubo - |
| 45 | 181470 | Tube - Rohr Tubo - Tube Tubo - |
| 46 | 181456 | Tube - Rohr Tubo - Tube Tubo - |

| | | | | | | | | | | | | | | | | | | | |
|---|---|---|---|--|--|---|--|--|--|--|---|--|--|--|--|--|--|--|--|
| 1 | 1 | 1 | 1 | | | 1 | | | | | 1 | | | | | | | | |
| | 1 | 1 | 1 | | | 1 | | | | | 1 | | | | | | | | |
| | 1 | 1 | 1 | | | 1 | | | | | 1 | | | | | | | | |
| | 1 | 1 | 1 | | | 1 | | | | | 1 | | | | | | | | |
| | 1 | 1 | 1 | | | 1 | | | | | 1 | | | | | | | | |
| | 1 | 1 | 1 | | | 1 | | | | | 1 | | | | | | | | |
| | 1 | 1 | 1 | | | 1 | | | | | 1 | | | | | | | | |
| | 1 | 1 | 1 | | | 1 | | | | | 1 | | | | | | | | |
| | 1 | 1 | 1 | | | 1 | | | | | 1 | | | | | | | | |

+

Catalogue : 647010

5

KIT HYDRAULIQUE ACCESSOIRE GAUCHE (Double effet)
 LINK KIT ZUBEHOR HYDRAULIK (Doppeltwirkend)
 KIT HIDRAULICO ACCESORIO IZQUIERDO (Doble efecto)
 L.H. ATTACHMENT HYDRAULIC KIT (Double-acting)
 KIT IDRAULICO ACCESSORIO SINISTRO (Doppio effetto)

Qté-Menge-Cant-Qty-Q.ta

10 AD

80

M

| | | | | | | | | | | | |
|-----|----|------|----|-------|-------|-----|------|----|----|-------|--|
| 1- | M | 26-2 | S3 | E2/E3 | 11- | MC | 70 | PS | S3 | E2/E3 | |
| 2- | M | 30-2 | S3 | E2/E3 | 12- | M-X | 30-4 | S3 | E3 | | |
| 3- | M | 26-4 | S3 | E2/E3 | 13- | M-X | 50-4 | S3 | E3 | | |
| 4- | M | 30-4 | S3 | E2/E3 | 14- | M-X | 70-2 | S3 | E3 | | |
| 5- | M | 40-4 | S3 | E2/E3 | 15- | | | | | | |
| 6- | M | 50-4 | S3 | E2/E3 | 16- | | | | | | |
| 7- | MC | 30 | S3 | E2/E3 | 17- | | | | | | |
| 8- | MC | 40 | PS | S3 | E2/E3 | 18- | | | | | |
| 9- | MC | 50 | PS | S3 | E2/E3 | 19- | | | | | |
| 10- | MC | 60 | PS | S3 | E2/E3 | 20- | | | | | |

| Rep Hinw Fig Item Rif | Numéro Teil-Nr Numero Part-Nr Part-Nr | Désignation Bezeichnung Descripcion Description Descrizione | Qté-Menge-Cant-Qty-Q.ta | | | | | | | | | | | | | | | | | | | |
|-----------------------------------|---|---|------------------------------------|---|---|---|---|---|---|---|---|----|----|----|----|----|----|----|----|----|----|----|
| | | | 1 | 2 | 3 | 4 | 5 | 6 | 7 | 8 | 9 | 10 | 11 | 12 | 13 | 14 | 15 | 16 | 17 | 18 | 19 | 20 |
| 47 | 181460 | Tube Tubo Tubo | - Rohr - Tube - | 1 | 1 | 1 | 1 | | | 1 | | | | | | | | | | | | |
| 48 | 181464 | Tube Tubo Tubo | - Rohr - Tube - | 1 | 1 | 1 | 1 | | | 1 | | | | | | | | | | | | |
| 49 | 181468 | Tube Tubo Tubo | - Rohr - Tube - | 1 | 1 | 1 | 1 | | | 1 | | | | | | | | | | | | |
| 50 | 176756 | Flexible (Lg 2200) Flexible Flessibile | - Schlauch - Hose - | 2 | 2 | 2 | 2 | | | 2 | | | | | | | | | | | | |
| 51 | 176757 | Flexible (Lg 2400) Flexible Flessibile | - Schlauch - Hose - | 2 | 2 | 2 | 2 | | | 2 | | | | | | | | | | | | |
| 52 | 176758 | Flexible (Lg 2700) Flexible Flessibile | - Schlauch - Hose - | 2 | 2 | 2 | 2 | | | 2 | | | | | | | | | | | | |
| 53 | 176810 | Flexible (Lg 2950) Flexible Flessibile | - Schlauch - Hose - | 2 | 2 | 2 | 2 | | | 2 | | | | | | | | | | | | |
| 55 | 219813 | Support Soporte Supporto | - Träger - Bracket - | 1 | 1 | 1 | 1 | | | 1 | | | | | | | | | | | | |
| 56 | 42322 | Rondelle W16 ZN Arandela Rondella | - Unterlegscheibe - Washer - | 1 | 1 | 1 | 1 | | | 1 | | | | | | | | | | | | |
| 57 | 60482 | Vis H,M16- 30-8.8-ZN8/C Tornillo Vite | - Schraube - Screw - | 1 | 1 | 1 | 1 | | | 1 | | | | | | | | | | | | |
| 58 | 58530 | Vis H,M 8- 45-8.8-ZN8/C Tornillo Vite | - Schraube - Screw - | 1 | 1 | 1 | 1 | | | 1 | | | | | | | | | | | | |

+

Catalogue : 647010

6

KIT HYDRAULIQUE ACCESSOIRE GAUCHE (Double effet)
 LINK KIT ZUBEHOR HYDRAULIK (Doppeltwirkend)
 KIT HIDRAULICO ACCESORIO IZQUIERDO (Doble efecto)
 L.H. ATTACHMENT HYDRAULIC KIT (Double-acting)
 KIT IDRAULICO ACCESSORIO SINISTRO (Doppio effetto)

Qté-Menge-Cant-Qty-Q.ta

10 AD

80

M

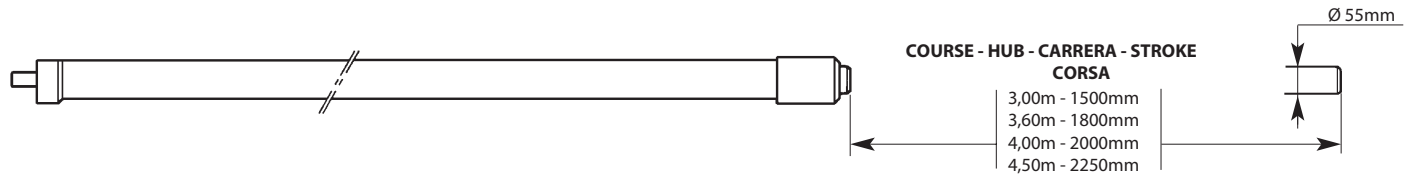
| | |
|-----------------------|-----------------------|
| 1- M 26-2 S3 E2/E3 | 11- MC 70 PS S3 E2/E3 |
| 2- M 30-2 S3 E2/E3 | 12- M-X 30-4 S3-E3 |
| 3- M 26-4 S3 E2/E3 | 13- M-X 50-4 S3-E3 |
| 4- M 30-4 S3 E2/E3 | 14- M-X 70-2 S3-E3 |
| 5- M 40-4 S3 E2/E3 | 15- |
| 6- M 50-4 S3 E2/E3 | 16- |
| 7- MC 30 S3 E2/E3 | 17- |
| 8- MC 40 PS S3 E2/E3 | 18- |
| 9- MC 50 PS S3 E2/E3 | 19- |
| 10- MC 60 PS S3 E2/E3 | 20- |

| Rep Hinw Fig Item Rif | Numéro Teil-Nr Numero Part-Nr Part-Nr | Désignation Bezeichnung Descripcion Description Descrizione | | | | | | | | | | | | | | | | | | | | |
|-----------------------------------|---|---|---|---|---|---|---|---|---|---|---|----|----|----|----|----|----|----|----|----|----|----|
| | | | 1 | 2 | 3 | 4 | 5 | 6 | 7 | 8 | 9 | 10 | 11 | 12 | 13 | 14 | 15 | 16 | 17 | 18 | 19 | 20 |
| 59 | 73208 | Vis CHc,M 8- 20 zinguée Tornillo Vite - Schraube - Screw - | 1 | 1 | 1 | 1 | | | | | 1 | | | | | | | 1 | | | | |
| 60 | 55475 | Tige filetée M8 (Lg 90) Varilla fileteada Stelo filettato - Schraubenspindel - Screwed spindle - | 1 | 1 | 1 | 1 | | | | | 1 | | | | | | | 1 | | | | |
| 61 | 189956 | Joint torique Junta tórica Anello OR - "0" ring - "0" ring - | X | X | X | X | | | | | X | | | | | | | X | | | | |
| 62 | 243597 | Flexible (Lg 2150) Flexible Flessibile - Schlauch - Hose - | 1 | 1 | 1 | 1 | | | | | 1 | | | | | | | 1 | | | | |
| 63 | 243598 | Flexible (Lg 2350) Flexible Flessibile - Schlauch - Hose - | 1 | 1 | 1 | 1 | | | | | 1 | | | | | | | 1 | | | | |
| 64 | 243600 | Flexible (Lg 2650) Flexible Flessibile - Schlauch - Hose - | 1 | 1 | 1 | 1 | | | | | 1 | | | | | | | 1 | | | | |
| 65 | 243599 | Flexible (Lg 2900) Flexible Flessibile - Schlauch - Hose - | 1 | 1 | 1 | 1 | | | | | 1 | | | | | | | 1 | | | | |
| 66 | 192037 | Raccord rapide femelle Racor rapido hembra Raccordo rapido femmina - Verschraubung weibl. - Quick female union - | 2 | 2 | 2 | 2 | | | | | 2 | | | | | | | 2 | | | | |
| 67 | 241199 | Raccord Racor Raccordo - Verschraubung - Connection - | 2 | 2 | 2 | 2 | | | | | 2 | | | | | | | 2 | | | | |
| 68 | 192039 | Bouchon Tapón Tappo - Stopfen - Plug - | 2 | 2 | 2 | 2 | | | | | 2 | | | | | | | 2 | | | | |

10 CA 81

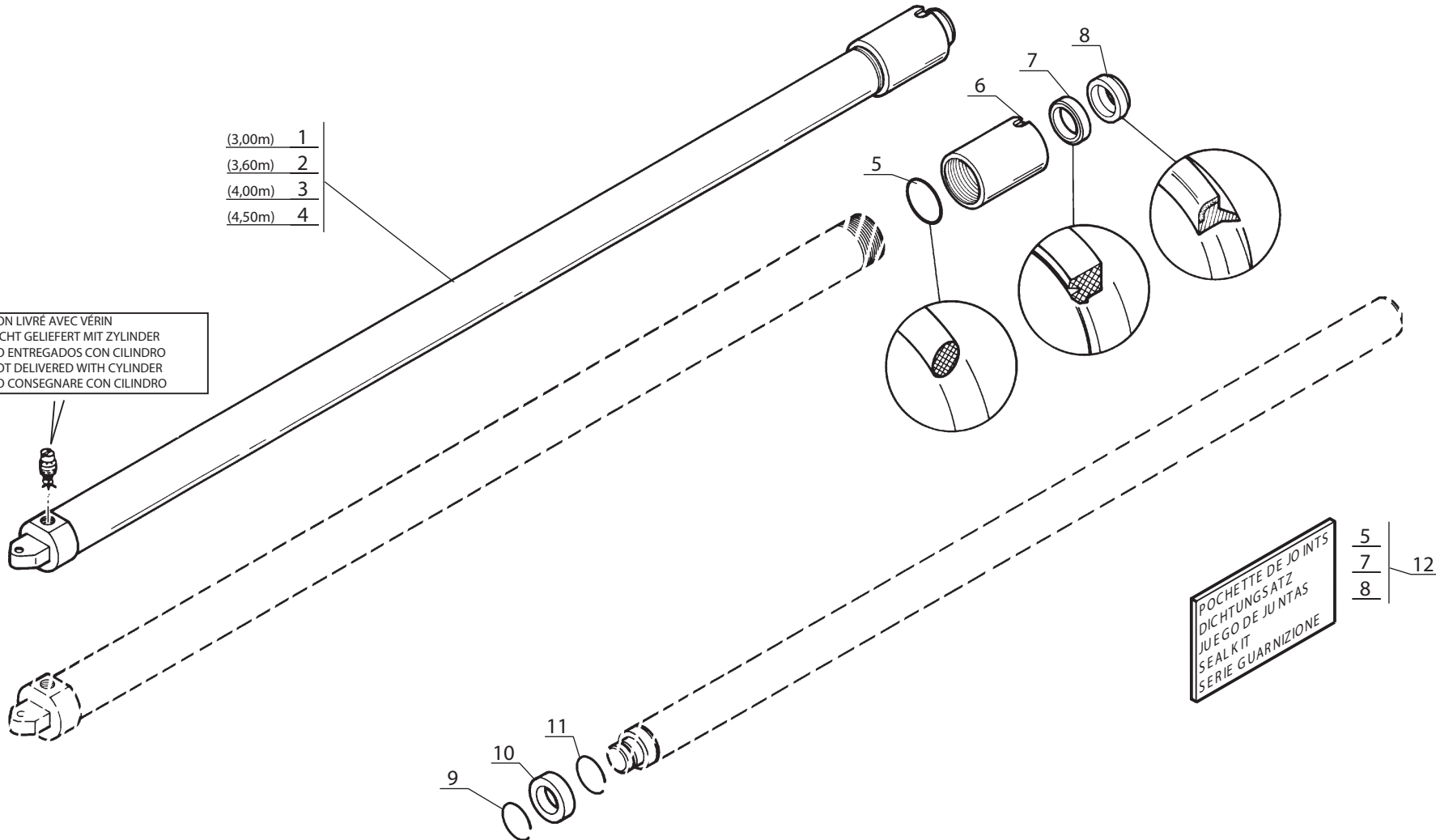
HYDRAULIQUE (Vérin d'élévation)
 HYDRAULIK (Hubzylinder)
 HIDRAULICO (Cilindro de elevación)
 HYDRAULIC (Lifting cylinder)
 IDRAULICO (Cilindro di sollevamento)

M 26-2 S.3 / M 30-2 S.3
 M 26-4 S.3 / M 30-4 S.3
 MC 30 S.3 / M-X 30-4 S.3



- | | |
|---------|---|
| (3,00m) | 1 |
| (3,60m) | 2 |
| (4,00m) | 3 |
| (4,50m) | 4 |

NON LIVRÉ AVEC VÉRIN
 NICHT GELIEFERT MIT ZYLINDER
 NO ENTREGADOS CON CILINDRO
 NOT DELIVERED WITH CYLINDER
 NO CONSEGNARE CON CILINDRO



Catalogue : 647010

| 1 | HYDRAULIQUE (Vérin d'élévation) HYDRAULIK (Hubzylinder) HIDRAULICO (Cilindro de elevación) HYDRAULIC (Lifting cylinder) IDRAULICO (Cilindro di sollevamento) | | | Qté-Menge-Cant-Qty-Q.ta | | | | | | | | | | 10 CA | | 81 | | M | | | | | |
|----|--|--|---|-------------------------|---|---|---|---|---|---|---|---|----|-------|----|----|----|----|----|----|----|----|----|
| | Rep Hinw Fig Item Rif | Numéro Teil-Nr Numero Part-Nr Part-Nr | Désignation Bezeichnung Description Description | 1 | 2 | 3 | 4 | 5 | 6 | 7 | 8 | 9 | 10 | 11 | 12 | 13 | 14 | 15 | 16 | 17 | 18 | 19 | 20 |
| 1 | 220973 | Vérin d'éléva. D:55mm C:1500mm- Cilindro de elevación - Cilindro di sollevamento - | Hubzylinder - Lifting cylinder - | 2 | 2 | 2 | 2 | | | 2 | | | | | 2 | | | | | | | | |
| 2 | 220974 | Vérin d'éléva. D:55mm C:1800mm- Cilindro de elevación - Cilindro di sollevamento - | Hubzylinder - Lifting cylinder - | 2 | 2 | 2 | 2 | | | 2 | | | | | 2 | | | | | | | | |
| 3 | 220975 | Vérin d'éléva. D:55mm C:2500mm- Cilindro de elevación - Cilindro di sollevamento - | Hubzylinder - Lifting cylinder - | 2 | 2 | 2 | 2 | | | 2 | | | | | 2 | | | | | | | | |
| 4 | 220976 | Vérin d'éléva. D:55mm C:2250mm- Cilindro de elevación - Cilindro di sollevamento - | Hubzylinder - Lifting cylinder - | 2 | 2 | 2 | 2 | | | 2 | | | | | 2 | | | | | | | | |
| 5 | 161783 | Joint torique Junta tórica Anello OR | - "0" ring - "0" ring - | 1 | 1 | 1 | 1 | | | 1 | | | | | 1 | | | | | | | | |
| 6 | 166353 | Bague de fermeture Anillo de cierre Anello di chiusura | - Schlussring - Fastening ring - | 1 | 1 | 1 | 1 | | | 1 | | | | | 1 | | | | | | | | |
| 7 | 161782 | Joint d'étanchéité Junta de estanqueidad Guarnizione | - Dichtungsring - Seal - | 1 | 1 | 1 | 1 | | | 1 | | | | | 1 | | | | | | | | |
| 8 | 54429 | Joint d'étanchéité Junta de estanqueidad Guarnizione | - Dichtungsring - Seal - | 1 | 1 | 1 | 1 | | | 1 | | | | | 1 | | | | | | | | |
| 9 | 166643 | Jonc d'arrêt Anillo de parada Giunto | - Sprengring - Snap ring - | 1 | 1 | 1 | 1 | | | 1 | | | | | 1 | | | | | | | | |
| 10 | 166644 | Piston de vérin Pistón de cilindro Pistone del cilindro | - Zylinderkolben - Cylinder piston - | 1 | 1 | 1 | 1 | | | 1 | | | | | 1 | | | | | | | | |
| 11 | 161784 | Jonc d'arrêt Anillo de parada Giunto | - Sprengring - Snap ring - | 1 | 1 | 1 | 1 | | | 1 | | | | | 1 | | | | | | | | |

+

Catalogue : 647010

2

HYDRAULIQUE (Vérin d'élévation)
 HYDRAULIK (Hubzylinder)
 HIDRAULICO (Cilindro de elevación)
 HYDRAULIC (Lifting cylinder)
 IDRAULICO (Cilindro di sollevamento)

Qté-Menge-Cant-Qty-Q.ta

10 CA

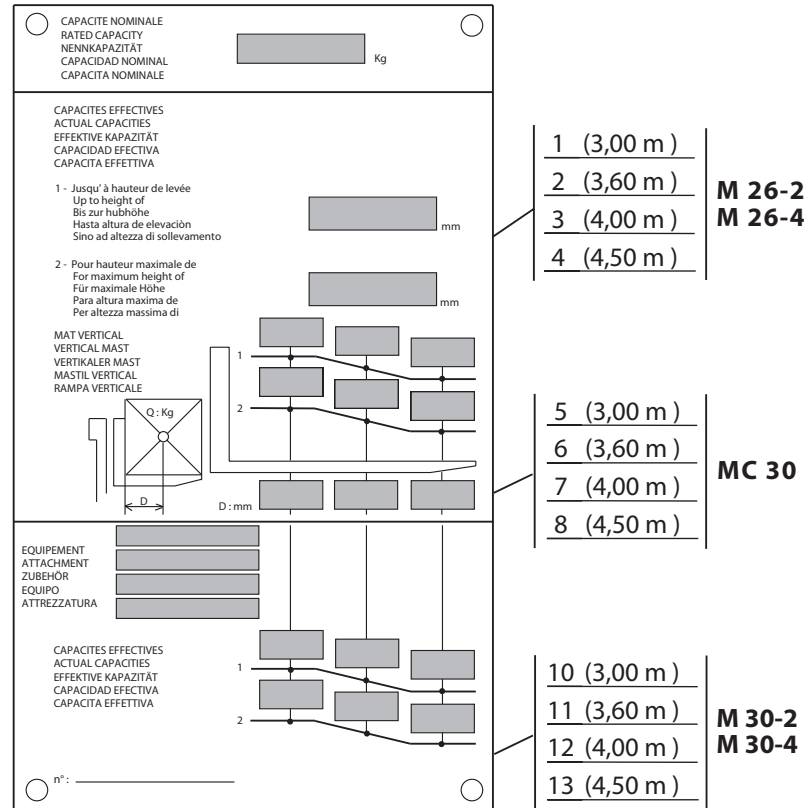
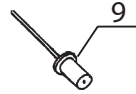
81

M

- | | |
|-----------------------|-----------------------|
| 1- M 26-2 S3 E2/E3 | 11- MC 70 PS S3 E2/E3 |
| 2- M 30-2 S3 E2/E3 | 12- M-X 30-4 S3-E3 |
| 3- M 26-4 S3 E2/E3 | 13- M-X 50-4 S3-E3 |
| 4- M 30-4 S3 E2/E3 | 14- M-X 70-2 S3-E3 |
| 5- M 40-4 S3 E2/E3 | 15- |
| 6- M 50-4 S3 E2/E3 | 16- |
| 7- MC 30 S3 E2/E3 | 17- |
| 8- MC 40 PS S3 E2/E3 | 18- |
| 9- MC 50 PS S3 E2/E3 | 19- |
| 10- MC 60 PS S3 E2/E3 | 20- |

| Rep Hinw Fig Item Rif | Numéro Teil-Nr Numero Part-Nr Part-Nr | Désignation Bezeichnung Descripcion Description Descrizione |
|-----------------------------------|---|---|
| 12 | 161568 | Pochette de joints - Dichtungssatz Juego de juntas - Seal kit Kit guarnizióne - |

| 1 | 2 | 3 | 4 | 5 | 6 | 7 | 8 | 9 | 10 | 11 | 12 | 13 | 14 | 15 | 16 | 17 | 18 | 19 | 20 |
|---|---|---|---|---|---|---|---|---|----|----|----|----|----|----|----|----|----|----|----|
| 1 | 1 | 1 | 1 | | | 1 | | | | | 1 | | | | | | | | |



Catalogue : 647010

Qté-Menge-Cant-Qty-Q.ta | 12 AA 86 M

1

ABAQUE DE CHARGE
BELASTUNG TABELLE
ABACO DE CARGA
LOAD CHART
DIAGRAMMA DI CARICO

| | | | | | | | | | | |
|-----|----|------|----|-------|-------|-----|------|-------|----|-------|
| 1- | M | 26-2 | S3 | E2/E3 | 11- | MC | 70 | PS | S3 | E2/E3 |
| 2- | M | 30-2 | S3 | E2/E3 | 12- | M-X | 30-4 | S3-E3 | | |
| 3- | M | 26-4 | S3 | E2/E3 | 13- | M-X | 50-4 | S3-E3 | | |
| 4- | M | 30-4 | S3 | E2/E3 | 14- | M-X | 70-2 | S3-E3 | | |
| 5- | M | 40-4 | S3 | E2/E3 | 15- | | | | | |
| 6- | M | 50-4 | S3 | E2/E3 | 16- | | | | | |
| 7- | MC | 30 | S3 | E2/E3 | 17- | | | | | |
| 8- | MC | 40 | PS | S3 | E2/E3 | 18- | | | | |
| 9- | MC | 50 | PS | S3 | E2/E3 | 19- | | | | |
| 10- | MC | 60 | PS | S3 | E2/E3 | 20- | | | | |

| Rep Hinw Fig Item Rif | Numéro Teil-Nr Numero Part-Nr Part-Nr | Désignation Bezeichnung Descripcion Description Descrizione |
|-----------------------------------|---|--|
| 1 | 182540 | Abaque CM 26/50 /3M - Belastung tabelle Abaco de carga - Load chart Diagramma di carico - |
| 2 | 182541 | Abaque CM 26/50 /3M60 - Belastung tabelle Abaco de carga - Load chart Diagramma di carico - |
| 3 | 182542 | Abaque CM 26/50 /4M - Belastung tabelle Abaco de carga - Load chart Diagramma di carico - |
| 4 | 182543 | Abaque CM 26/50 4M /4M50 - Belastung tabelle Abaco de carga - Load chart Diagramma di carico - |
| 5 | 182544 | Abaque CM 30/50 /3M - Belastung tabelle Abaco de carga - Load chart Diagramma di carico - |
| 6 | 182545 | Abaque CM 30/50 /3M60 - Belastung tabelle Abaco de carga - Load chart Diagramma di carico - |
| 7 | 182546 | Abaque CM 30/50 /4M - Belastung tabelle Abaco de carga - Load chart Diagramma di carico - |
| 8 | 182547 | Abaque CM 30/50 4M /4M50 - Belastung tabelle Abaco de carga - Load chart Diagramma di carico - |
| 9 | 163658 | Rivet Ø 3,2 x 8 - Niete Remache - Rivet Rivetto - |
| 10 | 239167 | Abaque M TDL /30/3M00 M - Belastung tabelle Abaco - Load chart Diagramma - |
| 11 | 239168 | Abaque M TDL /30/3M60 M - Belastung tabelle Abaco - Load chart Diagramma - |

| 1 | 2 | 3 | 4 | 5 | 6 | 7 | 8 | 9 | 10 | 11 | 12 | 13 | 14 | 15 | 16 | 17 | 18 | 19 | 20 |
|---|---|---|---|---|---|---|---|---|----|----|----|----|----|----|----|----|----|----|----|
| 1 | | 1 | | | | | | | | | | | | | | | | | |
| 1 | | 1 | | | | | | | | | | | | | | | | | |
| 1 | | 1 | | | | | | | | | | | | | | | | | |
| 1 | | 1 | | | | | | | | | | | | | | | | | |
| | | | | | | 1 | | | | | | | | | | | | | |
| | | | | | | 1 | | | | | | | | | | | | | |
| | | | | | | 1 | | | | | | | | | | | | | |
| | | | | | | 1 | | | | | | | | | | | | | |
| 4 | 4 | 4 | 4 | | | 4 | | | | | | | | | | | | | |
| | 1 | | 1 | | | | | | | | | | | | | | | | |
| | 1 | | 1 | | | | | | | | | | | | | | | | |



Catalogue : 647010

2

ABAQUE DE CHARGE
 BELASTUNG TABELLE
 ABACO DE CARGA
 LOAD CHART
 DIAGRAMMA DI CARICO

Qté-Menge-Cant-Qty-Q.ta

12 AA

86

M

- | | |
|-----------------------|-----------------------|
| 1- M 26-2 S3 E2/E3 | 11- MC 70 PS S3 E2/E3 |
| 2- M 30-2 S3 E2/E3 | 12- M-X 30-4 S3-E3 |
| 3- M 26-4 S3 E2/E3 | 13- M-X 50-4 S3-E3 |
| 4- M 30-4 S3 E2/E3 | 14- M-X 70-2 S3-E3 |
| 5- M 40-4 S3 E2/E3 | 15- |
| 6- M 50-4 S3 E2/E3 | 16- |
| 7- MC 30 S3 E2/E3 | 17- |
| 8- MC 40 PS S3 E2/E3 | 18- |
| 9- MC 50 PS S3 E2/E3 | 19- |
| 10- MC 60 PS S3 E2/E3 | 20- |

| Rep Hinw Fig Item Rif | Numéro Teil-Nr Numero Part-Nr Part-Nr | Désignation Bezeichnung Description Descrizione |
|-----------------------------------|---|--|
| 12 | 239169 | Abaque M TDL /30/4M00 M - Belastung tabelle Abaco - Load chart Diagramma - |
| 13 | 239170 | Abaque M TDL /30/4M50 M - Belastung tabelle Abaco - Load chart Diagramma - |

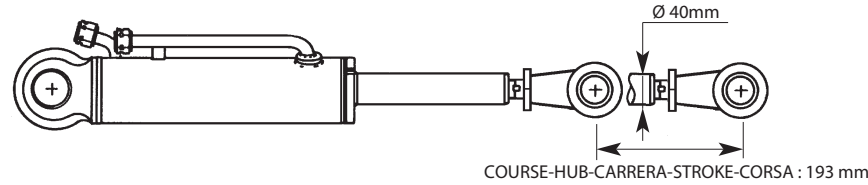
| 1 | 2 | 3 | 4 | 5 | 6 | 7 | 8 | 9 | 10 | 11 | 12 | 13 | 14 | 15 | 16 | 17 | 18 | 19 | 20 |
|---|---|---|---|---|---|---|---|---|----|----|----|----|----|----|----|----|----|----|----|
| | 1 | | 1 | | | | | | | | | | | | | | | | |
| | 1 | | 1 | | | | | | | | | | | | | | | | |

INCLINAISON MAT DOUBLE
DOPPELT HUBMAST NEIGUNG
INCLINACION MASTIL DOBLE
DOUBLE MAST TILTING
INCLINAZIONE RAMPA DUPLEX

10 CD 41

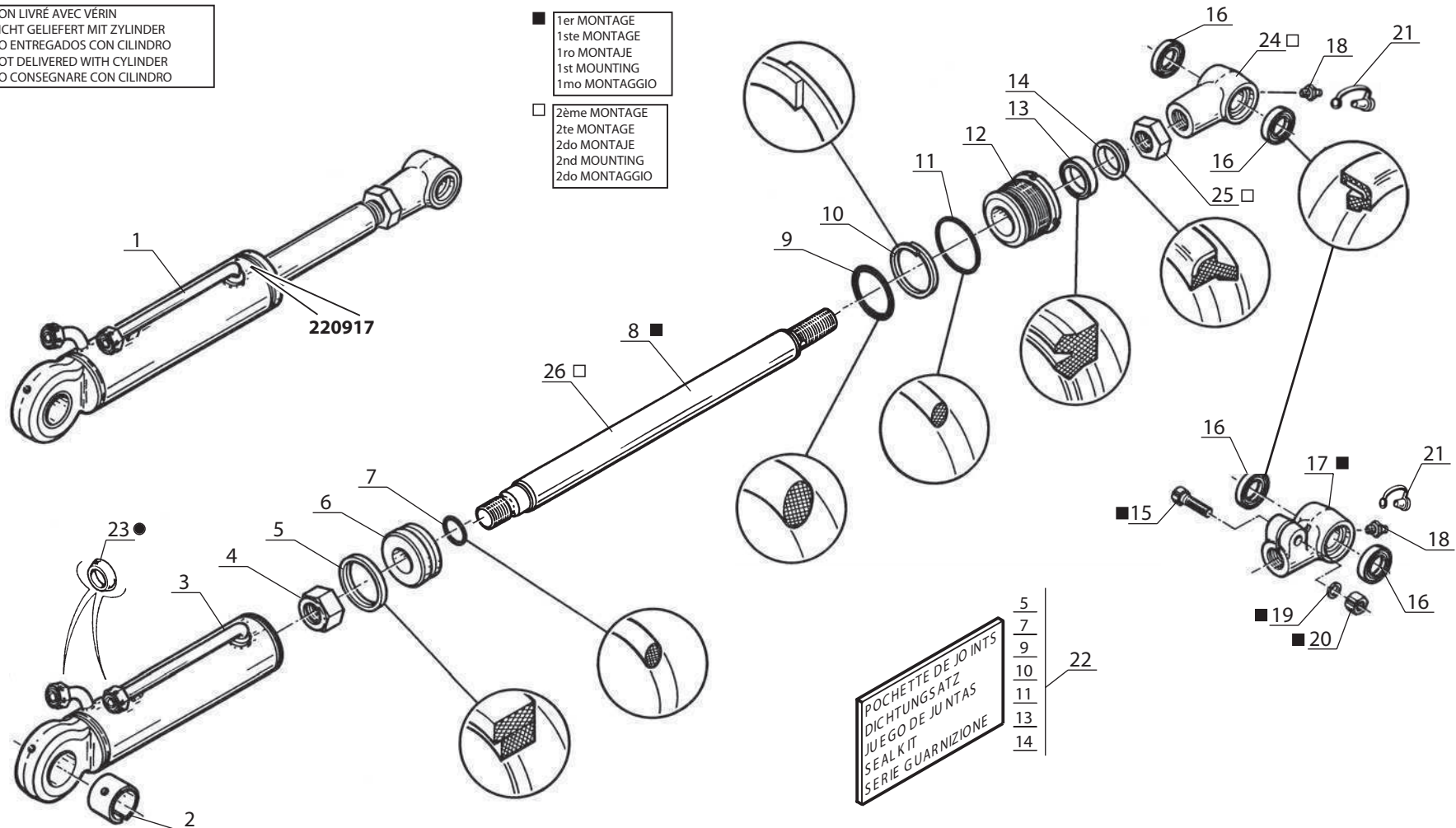
HYDRAULIQUE (Vérin d'inclinaison) (Inclinaison standard 6°/12°)
 HYDRAULIK (Neigungszylinder) (Standard neigung 6°/12°)
 HIDRAULICO (Cilindro de inclinación) (Inclinación estandar 6°/12°)
 HYDRAULIC (Tilting cylinder) (Standard tilting 6°/12°)
 IDRAULICO (Cilindro di inclinazione) (Inclinazione standard 6°/12°)

M 26-2 S.3 / M 30-2 S.3
 M 26-4 S.3 / M 30-4 S.3
 M-X 30-4 S.3



● NON LIVRÉ AVEC VÉRIN
 NICHT GELIEFERT MIT ZYLINDER
 NO ENTREGADOS CON CILINDRO
 NOT DELIVERED WITH CYLINDER
 NO CONSEGNARE CON CILINDRO

- 1er MONTAGE
 1ste MONTAGE
 1ro MONTAJE
 1st MOUNTING
 1mo MONTAGGIO
- 2ème MONTAGE
 2te MONTAGE
 2do MONTAJE
 2nd MOUNTING
 2do MONTAGGIO



Catalogue : 647010

1

HYDRAULIQUE (Vérin d'inclinaison) (Standard 6°/12°)
 HYDRAULIK (Neigungszylinder) (Standard 6°/12°)
 HIDRAULICO (Cilindro de inclinación) (Estandard 6°/12°)
 HYDRAULIC (Tilting cylinder) (Standard 6°/12°)
 IDRAULICO (Cilindro inclinazione) (standard 6°/12°)

Qté-Menge-Cant-Qty-Q.ta

10 CD

41

M

| | |
|-----------------------|-----------------------|
| 1- M 26-2 S3 E2/E3 | 11- MC 70 PS S3 E2/E3 |
| 2- M 30-2 S3 E2/E3 | 12- M-X 30-4 S3-E3 |
| 3- M 26-4 S3 E2/E3 | 13- M-X 50-4 S3-E3 |
| 4- M 30-4 S3 E2/E3 | 14- M-X 70-2 S3-E3 |
| 5- M 40-4 S3 E2/E3 | 15- |
| 6- M 50-4 S3 E2/E3 | 16- |
| 7- MC 30 S3 E2/E3 | 17- |
| 8- MC 40 PS S3 E2/E3 | 18- |
| 9- MC 50 PS S3 E2/E3 | 19- |
| 10- MC 60 PS S3 E2/E3 | 20- |

| Rep Hinw Fig Item Rif | Número Teil-Nr Numero Part-Nr Part-Nr | Désignation Bezeichnung Descripcion Description Descrizione | 1 | 2 | 3 | 4 | 5 | 6 | 7 | 8 | 9 | 10 | 11 | 12 | 13 | 14 | 15 | 16 | 17 | 18 | 19 | 20 | |
|-----------------------------------|---|--|---|---|---|---|---|---|---|---|---|----|----|----|----|----|----|----|----|----|----|----|--|
| 1 | 220917 | Vérin inclinai. D:40mm C:194mm- Cilindro de inclinación - Cilindro di inclinazione - | Neigungszylinder - Tilting cylinder - | 2 | 2 | 2 | 2 | | | | | | | 2 | | | | | | | | | |
| 2 | 181246 | Bague Anillo Anello | - Büchse - Bushing - | 1 | 1 | 1 | 1 | | | | | | | 1 | | | | | | | | | |
| 3 | 562138 | Corps de vérin Cuerpo de cilindro Corpo di cilindro | - Zylinder körper - Cylinder body - | 1 | 1 | 1 | 1 | | | | | | | 1 | | | | | | | | | |
| 4 | 165292 | Ecrou FR, M30-200 Tuerca Dado | - Mutter - Nut - | 1 | 1 | 1 | 1 | | | | | | | 1 | | | | | | | | | |
| 5 | 548126 | Joint d'étanchéité Junta de estanqueidad Guarnizióne | - Dichtungsring - Seal - | 1 | 1 | 1 | 1 | | | | | | | 1 | | | | | | | | | |
| 6 | 549246 | Piston de vérin Pistón de cilindro Pistone del cilindro | - Zylinderkolben - Cylinder piston - | 1 | 1 | 1 | 1 | | | | | | | 1 | | | | | | | | | |
| 7 | 172830 | Joint torique Junta tórica Anello OR | - "0" ring - "0" ring - | 1 | 1 | 1 | 1 | | | | | | | 1 | | | | | | | | | |
| 8 | 603308 | Tige de vérin Vástago de cilindro Stelo del cilindro | - Zylinder stange - Cylinder rod - | 1 | 1 | 1 | 1 | | | | | | | 1 | | | | | | | | | |
| 9 | 4040 | Joint torique Junta tórica Anello OR | - "0" ring - "0" ring - | 1 | 1 | 1 | 1 | | | | | | | 1 | | | | | | | | | |
| 10 | 182268 | Joint anti-extrusion Junta antiextrusión Guarnizióne anti estrusione | - Abstützdichtung - Anti-extrusion seal - | 1 | 1 | 1 | 1 | | | | | | | 1 | | | | | | | | | |
| 11 | 161783 | Joint torique Junta tórica Anello OR | - "0" ring - "0" ring - | 1 | 1 | 1 | 1 | | | | | | | 1 | | | | | | | | | |

+

Catalogue : 647010

2

HYDRAULIQUE (Vérin d'inclinaison) (Standard 6°/12°)
 HYDRAULIK (Neigungszylinder) (Standard 6°/12°)
 HIDRAULICO (Cilindro de inclinación) (Estandard 6°/12°)
 HYDRAULIC (Tilting cylinder) (Standard 6°/12°)
 IDRAULICO (Cilindro inclinazione) (standard 6°/12°)

Qté-Menge-Cant-Qty-Q.ta

10 CD

41

M

1- M 26-2 S3 E2/E3 11- MC 70 PS S3 E2/E3
 2- M 30-2 S3 E2/E3 12- M-X 30-4 S3-E3
 3- M 26-4 S3 E2/E3 13- M-X 50-4 S3-E3
 4- M 30-4 S3 E2/E3 14- M-X 70-2 S3-E3
 5- M 40-4 S3 E2/E3 15-
 6- M 50-4 S3 E2/E3 16-
 7- MC 30 S3 E2/E3 17-
 8- MC 40 PS S3 E2/E3 18-
 9- MC 50 PS S3 E2/E3 19-
 10- MC 60 PS S3 E2/E3 20-

| Rep Hinw Fig Item Rif | Número Teil-Nr Numero Part-Nr Part-Nr | Désignation Bezeichnung Descripcion Description Descrizione | 1 | 2 | 3 | 4 | 5 | 6 | 7 | 8 | 9 | 10 | 11 | 12 | 13 | 14 | 15 | 16 | 17 | 18 | 19 | 20 | |
|-----------------------------------|---|--|---|------------------------------------|---|---|---|---|---|---|---|----|----|----|----|----|----|----|----|----|----|----|--|
| 12 | 549245 | Bague de fermeture Anillo de cierre Anello di chiusura | - | Schlussring Fastening ring - | 1 | 1 | 1 | 1 | | | | | | 1 | | | | | | | | | |
| 13 | 5316 | Joint d'étanchéité Junta de estanqueidad Guarnizione | - | Dichtungsring Seal - | 1 | 1 | 1 | 1 | | | | | | 1 | | | | | | | | | |
| 14 | 1878 | Joint d'étanchéité Junta de estanqueidad Guarnizione | - | Dichtungsring Seal - | 1 | 1 | 1 | 1 | | | | | | 1 | | | | | | | | | |
| 15 | 58558 | Vis H,M14- 60-8.8-ZN8/C Tornillo Vite | - | Schraube Screw - | 1 | 1 | 1 | 1 | | | | | | 1 | | | | | | | | | |
| 16 | 561269 | Joint d'étanchéité Junta de estanqueidad Guarnizione | - | Dichtungsring Seal - | 2 | 2 | 2 | 2 | | | | | | 2 | | | | | | | | | |
| 17 | 561268 | Embout de vérin d'inclinaison Cabo de cilindro de inclinación Tilt ram end tube Ghiera di cilindro inclinazione | - | Gabelkopf der neigezylinder - | 1 | 1 | 1 | 1 | | | | | | 1 | | | | | | | | | |
| 18 | 269 | Graisseur Engrasador Ingrassatore | - | Schmiernippel Greaser - | 1 | 1 | 1 | 1 | | | | | | 1 | | | | | | | | | |
| 19 | 42256 | Rondelle W14 ZN Arandela Rondella | - | Unterlegscheibe Washer - | 1 | 1 | 1 | 1 | | | | | | 1 | | | | | | | | | |
| 20 | 42324 | Ecrou H ,M14 zingué Tuerca Dado | - | Mutter Nut - | 1 | 1 | 1 | 1 | | | | | | 1 | | | | | | | | | |
| 21 | 192777 | Capuchon Capuchón Cappuccio | - | Kappe Cap - | 1 | 1 | 1 | 1 | | | | | | 1 | | | | | | | | | |
| 22 | 548000 | Pochette de joints Juego de juntas Kit guarnizione | - | Dichtungsatz Seal kit - | 1 | 1 | 1 | 1 | | | | | | 1 | | | | | | | | | |

+

Catalogue : 647010

3

HYDRAULIQUE (Vérin d'inclinaison) (Standard 6°/12°)
 HYDRAULIK (Neigungszylinder) (Standard 6°/12°)
 HIDRAULICO (Cilindro de inclinación) (Estandar 6°/12°)
 HYDRAULIC (Tilting cylinder) (Standard 6°/12°)
 IDRAULICO (Cilindro inclinazione) (standard 6°/12°)

Qté-Menge-Cant-Qty-Q.ta

10 CD

41

M

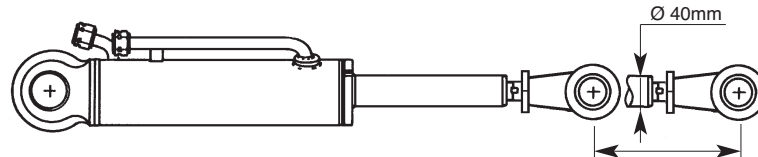
| | |
|-----------------------|-----------------------|
| 1- M 26-2 S3 E2/E3 | 11- MC 70 PS S3 E2/E3 |
| 2- M 30-2 S3 E2/E3 | 12- M-X 30-4 S3-E3 |
| 3- M 26-4 S3 E2/E3 | 13- M-X 50-4 S3-E3 |
| 4- M 30-4 S3 E2/E3 | 14- M-X 70-2 S3-E3 |
| 5- M 40-4 S3 E2/E3 | 15- |
| 6- M 50-4 S3 E2/E3 | 16- |
| 7- MC 30 S3 E2/E3 | 17- |
| 8- MC 40 PS S3 E2/E3 | 18- |
| 9- MC 50 PS S3 E2/E3 | 19- |
| 10- MC 60 PS S3 E2/E3 | 20- |

| Rep Hinw Fig Item Rif | Numéro Teil-Nr Numero Part-Nr Part-Nr | Désignation Bezeichnung Descripcion Description Descrizione | Qté-Menge-Cant-Qty-Q.ta | | | | | | | | | | | | | | | | | | | |
|-----------------------------------|---|---|--|---|---|---|---|---|---|---|---|----|----|----|----|----|----|----|----|----|----|----|
| | | | 1 | 2 | 3 | 4 | 5 | 6 | 7 | 8 | 9 | 10 | 11 | 12 | 13 | 14 | 15 | 16 | 17 | 18 | 19 | 20 |
| 23 | 169437 | Joint d'étanchéité Junta de estanqueidad Guarnizione | - Dichtungsring - Seal - | 2 | 2 | 2 | 2 | | | | | | | | | | | | | | | |
| 24 | 588726 | Embout de vérin Cabo de cilindro Ghiera di cilindro | - Zylinderkopf - Ram end tube - | 1 | 1 | 1 | 1 | | | | | | | | | | | | | | | |
| 25 | 588727 | Ecrou Tuerca Dado | - Mutter - Nut - | 1 | 1 | 1 | 1 | | | | | | | | | | | | | | | |
| 26 | 562140 | Tige de vérin Vástago de cilindro Stelo del cilindro | - Zylinder stange - Cylinder rod - | 1 | 1 | 1 | 1 | | | | | | | | | | | | | | | |

10 CD 42

HYDRAULIQUE (Vérin d'inclinaison) (Inclinaison standard 6°/10°)
 HYDRAULIK (Neigungszylinder) (Standard neigung 6°/10°)
 HIDRAULICO (Cilindro de inclinación) (Inclinación estandard 6°/10°)
 HYDRAULIC (Tilting cylinder) (Standard tilting 6°/10°)
 IDRAULICO (Cilindro di inclinazione) (Inclinazione standard 6°/10°)

MC 30 S.3

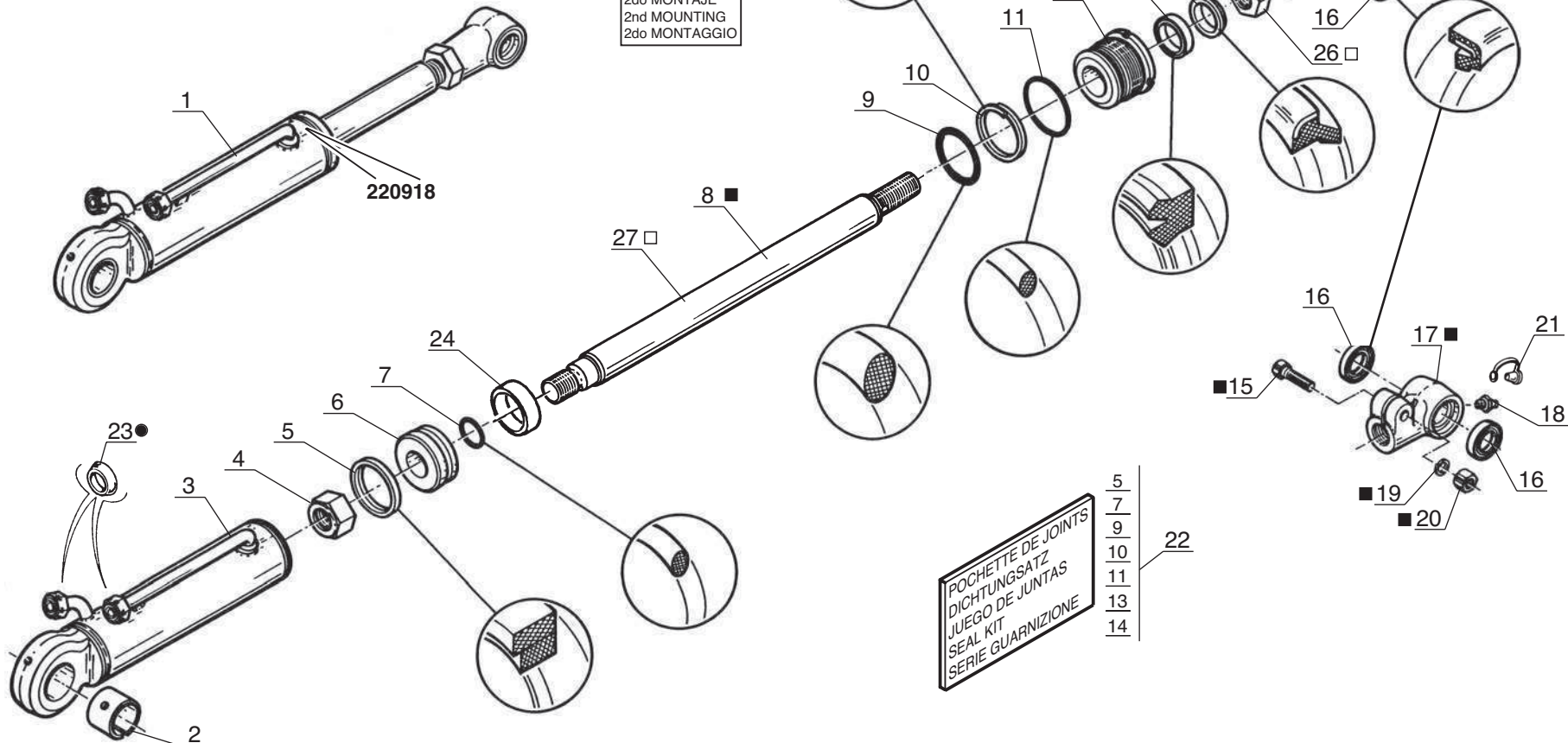


COURSE-HUB-CARRERA-STROKE-CORSA: 174 mm

● NON LIVRÉ AVEC VÉRIN
 NICHT GELIEFERT MIT ZYLINDER
 NO ENTREGADOS CON CILINDRO
 NOT DELIVERED WITH CYLINDER
 NO CONSEGNARE CON CILINDRO

■ 1er MONTAGE
 1ste MONTAGE
 1ro MONTAJE
 1st MOUNTING
 1mo MONTAGGIO

□ 2ème MONTAGE
 2te MONTAGE
 2do MONTAJE
 2nd MOUNTING
 2do MONTAGGIO



POCHETTE DE JOINTS
 DICHTUNGSATZ
 JUEGO DE JUNTAS
 SEAL KIT
 SERIE GUARNIZIONE

- 5
- 7
- 9
- 10
- 11
- 13
- 14

22

Catalogue : 647010

1

HYDRAULIQUE (Vérin d'inclinaison) (Standard 6°/10°)
 HYDRAULIK (Neigungszylinder) (Standard 6°/10°)
 HIDRAULICO (Cilindro de inclinación) (Estandard 6°/10°)
 HYDRAULIC (Tilting cylinder) (Standard 6°/10°)
 IDRAULICO (Cilindro inclinazione) (standard 6°/10°)

Qté-Menge-Cant-Qty-Q.ta

10 CD

42

M

- | | |
|-----------------------|-----------------------|
| 1- M 26-2 S3 E2/E3 | 11- MC 70 PS S3 E2/E3 |
| 2- M 30-2 S3 E2/E3 | 12- M-X 30-4 S3-E3 |
| 3- M 26-4 S3 E2/E3 | 13- M-X 50-4 S3-E3 |
| 4- M 30-4 S3 E2/E3 | 14- M-X 70-2 S3-E3 |
| 5- M 40-4 S3 E2/E3 | 15- |
| 6- M 50-4 S3 E2/E3 | 16- |
| 7- MC 30 S3 E2/E3 | 17- |
| 8- MC 40 PS S3 E2/E3 | 18- |
| 9- MC 50 PS S3 E2/E3 | 19- |
| 10- MC 60 PS S3 E2/E3 | 20- |

| Rep Hinw Fig Item Rif | Número Teil-Nr Numero Part-Nr Part-Nr | Désignation Bezeichnung Descripcion Description Descrizione |
|-----------------------------------|---|--|
| 1 | 220918 | Vérin inclinai. D:40mm C:174mm- Neigungszylinder Cilindro de inclinación - Tilting cylinder Cilindro di inclinazione - |
| 2 | 181246 | Bague - Büchse Anillo - Bushing Anello - |
| 3 | 562138 | Corps de vérin - Zylinder körper Cuerpo de cilindro - Cylinder body Corpo di cilindro - |
| 4 | 165292 | Ecrou FR, M30-200 - Mutter Tuerca - Nut Dado - |
| 5 | 548126 | Joint d'étanchéité - Dichtungsring Junta de estanqueidad - Seal Guarnizione - |
| 6 | 549246 | Piston de vérin - Zylinderkolben Pistón de cilindro - Cylinder piston Pistone del cilindro - |
| 7 | 172830 | Joint torique - "O" ring Junta tórica - "O" ring Anello OR - |
| 8 | 603308 | Tige de vérin - Zylinder stange Vástago de cilindro - Cylinder rod Stelo del cilindro - |
| 9 | 4040 | Joint torique - "O" ring Junta tórica - "O" ring Anello OR - |
| 10 | 182268 | Joint anti-extrusion - Abstützdichtung Junta antiextrusión - Anti-extrusion seal Guarnizione anti estrusione - |
| 11 | 161783 | Joint torique - "O" ring Junta tórica - "O" ring Anello OR - |

| 1 | 2 | 3 | 4 | 5 | 6 | 7 | 8 | 9 | 10 | 11 | 12 | 13 | 14 | 15 | 16 | 17 | 18 | 19 | 20 | |
|---|---|---|---|---|---|---|---|---|----|----|----|----|----|----|----|----|----|----|----|--|
| | | | | | | 2 | | | | | | | | | | | | | | |
| | | | | | | 1 | | | | | | | | | | | | | | |
| | | | | | | 1 | | | | | | | | | | | | | | |
| | | | | | | 1 | | | | | | | | | | | | | | |
| | | | | | | 1 | | | | | | | | | | | | | | |
| | | | | | | 1 | | | | | | | | | | | | | | |
| | | | | | | 1 | | | | | | | | | | | | | | |
| | | | | | | 1 | | | | | | | | | | | | | | |
| | | | | | | 1 | | | | | | | | | | | | | | |
| | | | | | | 1 | | | | | | | | | | | | | | |



2

Catalogue : 647010

HYDRAULIQUE (Vérin d'inclinaison) (Standard 6°/10°)
HYDRAULIK (Neigungszylinder) (Standard 6°/10°)
HIDRAULICO (Cilindro de inclinación) (Estandard 6°/10°)
HYDRAULIC (Tilting cylinder) (Standard 6°/10°)
IDRAULICO (Cilindro inclinazione) (standard 6°/10°)

Qté-Menge-Cant-Qty-Q.ta | 10 CD 42

M

- 1- M 26-2 S3 E2/E3 11- MC 70 PS S3 E2/E3
- 2- M 30-2 S3 E2/E3 12- M-X 30-4 S3-E3
- 3- M 26-4 S3 E2/E3 13- M-X 50-4 S3-E3
- 4- M 30-4 S3 E2/E3 14- M-X 70-2 S3-E3
- 5- M 40-4 S3 E2/E3 15-
- 6- M 50-4 S3 E2/E3 16-
- 7- MC 30 S3 E2/E3 17-
- 8- MC 40 PS S3 E2/E3 18-
- 9- MC 50 PS S3 E2/E3 19-
- 10- MC 60 PS S3 E2/E3 20-

| Rep Hinw Fig Item Rif | Numéro Teil-Nr Numero Part-Nr Part-Nr | Désignation Bezeichnung Descripcion Description Descrizione |
|-----------------------------------|---|---|
|-----------------------------------|---|---|

| 1 | 2 | 3 | 4 | 5 | 6 | 7 | 8 | 9 | 10 | 11 | 12 | 13 | 14 | 15 | 16 | 17 | 18 | 19 | 20 |
|---|---|---|---|---|---|---|---|---|----|----|----|----|----|----|----|----|----|----|----|
|---|---|---|---|---|---|---|---|---|----|----|----|----|----|----|----|----|----|----|----|

| | | |
|----|--------|---|
| 12 | 549245 | Bague de fermeture Anillo de cierre Anello di chiusura - Schlussring - Fastening ring - |
| 13 | 5316 | Joint d'étanchéité Junta de estanqueidad Guarnizione - Dichtungsring - Seal - |
| 14 | 1878 | Joint d'étanchéité Junta de estanqueidad Guarnizione - Dichtungsring - Seal - |
| 15 | 58558 | Vis H,M14- 60-8.8-ZN8/C Tornillo Vite - Schraube - Screw - |
| 16 | 561269 | Joint d'étanchéité Junta de estanqueidad Guarnizione - Dichtungsring - Seal - |
| 17 | 561268 | Embout de vérin d'inclinaison Cabo de cilindro de inclinación Tilt ram end tube Ghiera di cilindro inclinazione - Gabelkopf der neigezylinder |
| 18 | 269 | Graisseur Engrasador Ingrassatore - Schmiernippel - Greaser - |
| 19 | 42256 | Rondelle W14 ZN Arandela Rondella - Unterlegscheibe - Washer - |
| 20 | 42324 | Ecrou H ,M14 zingué Tuerca Dado - Mutter - Nut - |
| 21 | 192777 | Capuchon Capuchón Cappuccio - Kappe - Cap - |
| 22 | 548000 | Pochette de joints Juego de juntas Kit guarnizione - Dichtungsatz - Seal kit - |

| | | | | | | | | | | | | | | | | | | | |
|--|--|--|--|--|--|---|--|--|--|--|--|--|--|--|--|--|--|--|--|
| | | | | | | 1 | | | | | | | | | | | | | |
| | | | | | | 1 | | | | | | | | | | | | | |
| | | | | | | 1 | | | | | | | | | | | | | |
| | | | | | | 1 | | | | | | | | | | | | | |
| | | | | | | 2 | | | | | | | | | | | | | |
| | | | | | | 1 | | | | | | | | | | | | | |
| | | | | | | 1 | | | | | | | | | | | | | |
| | | | | | | 1 | | | | | | | | | | | | | |
| | | | | | | 1 | | | | | | | | | | | | | |
| | | | | | | 1 | | | | | | | | | | | | | |
| | | | | | | 1 | | | | | | | | | | | | | |



Catalogue : 647010

3

HYDRAULIQUE (Vérin d'inclinaison) (Standard 6°/10°)
 HYDRAULIK (Neigungszylinder) (Standard 6°/10°)
 HIDRAULICO (Cilindro de inclinación) (Estandard 6°/10°)
 HYDRAULIC (Tilting cylinder) (Standard 6°/10°)
 IDRAULICO (Cilindro inclinazione) (standard 6°/10°)

Qté-Menge-Cant-Qty-Q.ta

10 CD

42

M

- | | |
|-----------------------|-----------------------|
| 1- M 26-2 S3 E2/E3 | 11- MC 70 PS S3 E2/E3 |
| 2- M 30-2 S3 E2/E3 | 12- M-X 30-4 S3-E3 |
| 3- M 26-4 S3 E2/E3 | 13- M-X 50-4 S3-E3 |
| 4- M 30-4 S3 E2/E3 | 14- M-X 70-2 S3-E3 |
| 5- M 40-4 S3 E2/E3 | 15- |
| 6- M 50-4 S3 E2/E3 | 16- |
| 7- MC 30 S3 E2/E3 | 17- |
| 8- MC 40 PS S3 E2/E3 | 18- |
| 9- MC 50 PS S3 E2/E3 | 19- |
| 10- MC 60 PS S3 E2/E3 | 20- |

| Rep Hinw Fig Item Rif | Número Teil-Nr Numero Part-Nr Part-Nr | Désignation Bezeichnung Descripcion Description Descrizione |
|-----------------------------------|---|--|
| 23 | 169437 | Joint d'étanchéité Junta de estanqueidad Guarnizione - Dichtungsring - Seal - |
| 24 | 562141 | Entretoise Separador Distanziale - Querstrebe - Spacer - |
| 25 | 588726 | Embout de vérin Cabo de cilindro Ghiera di cilindro - Zylinderkopf - Ram end tube - |
| 26 | 588727 | Ecrou Tuerca Dado - Mutter - Nut - |
| 27 | 562140 | Tige de vérin Vástago de cilindro Stelo del cilindro - Zylinder stange - Cylinder rod - |

| 1 | 2 | 3 | 4 | 5 | 6 | 7 | 8 | 9 | 10 | 11 | 12 | 13 | 14 | 15 | 16 | 17 | 18 | 19 | 20 |
|---|---|---|---|---|---|---|---|---|----|----|----|----|----|----|----|----|----|----|----|
| | | | | | | 2 | | | | | | | | | | | | | |
| | | | | | | 1 | | | | | | | | | | | | | |
| | | | | | | 1 | | | | | | | | | | | | | |
| | | | | | | 1 | | | | | | | | | | | | | |
| | | | | | | 1 | | | | | | | | | | | | | |

**MAT DOUBLE - DOPPELT HUBMAST
MASTIL DOBLE - DOUBLE MAST
RAMPA DUPLEX**

(A galet - Mit rolle - Con rodillo - With roller - Con rullo)

3,00 m à / bis / a / to / a 6,00m

Ref : 571 751

à / bis / a / to / a

Ref : 571 759

M 26-2 S3 / M 26-4 S3

M 30-2 S3 / M 30-4 S3

MC 30 S3 / M-X 30-4 S.3

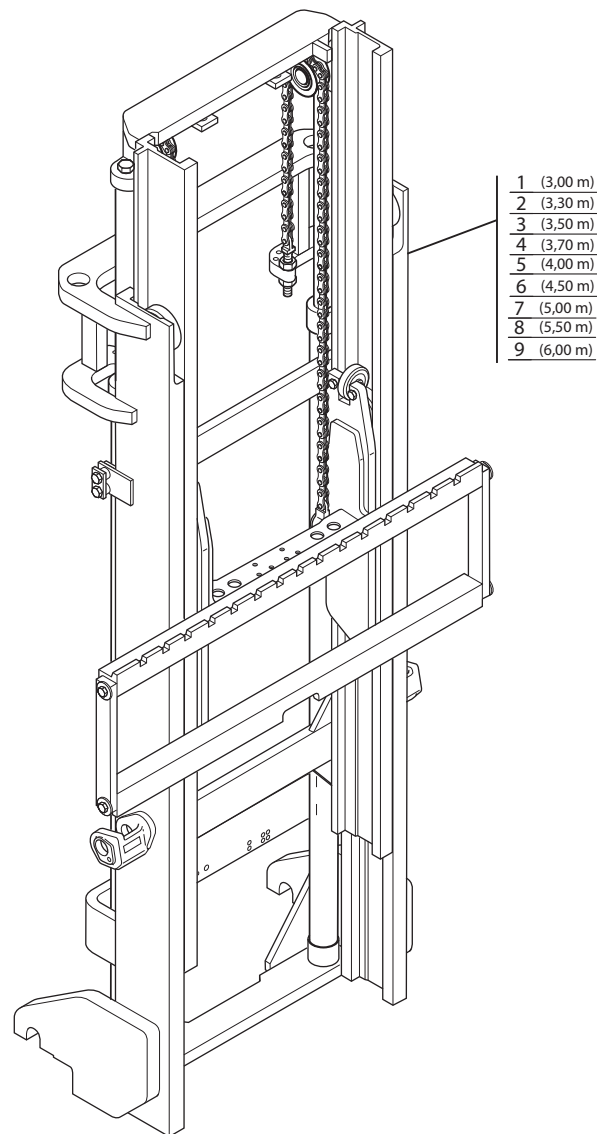
5 AA 51

MAT DOUBLE (Hauteur de levée : 3,00m à 6,00m)
DOPPELT HUBMAST (Hubhöhe : 3,00m bis 6,0m)
MASTIL DOBLE (Altura de levantamiento : 3,00m a 6,00m)
DOUBLE MAST (Lift height : 3,00m to 6,00m)
RAMPA DUPLEX (Altezza di sollevamento : 3,00m a 6,00m)

(Inclinaison standard - Standard neigung - Inclinação estandard - Standard tilting - Inclinazione standard : 6°/12°)

M 26-2 S.3 / M 30-2 S.3
M 26-4 S.3 / M 30-4 S.3
MC 30 S.3 / M-X 30-4 S3

▲ N° DE MAT A SPECIFIER POUR TOUTE COMMANDE DE PIECES
HUBMAST NUMMER ZUGEBEN FÜR ALLE TEILE
N° DE MASTIS A ESPECIFICAR PARA TODAS PEDIDAS DE PIEZAS
MAST NUMBER TO SPECIFY FOR ALL PARTS ORDER
N° CARRELLO DA SPECIFICARE PER TUTTE GU ORDINI DEL PARTICOLARI



- 1 (3,00 m)
- 2 (3,30 m)
- 3 (3,50 m)
- 4 (3,70 m)
- 5 (4,00 m)
- 6 (4,50 m)
- 7 (5,00 m)
- 8 (5,50 m)
- 9 (6,00 m)

◀ 5 AA 52 - 5 AC 10 - 10 AC 46
10 AD 104 - 10 AD 105 - 10 AF 103
10 CA 168 - 10 CA 169 - 12 AA 226

Catalogue : 647010
Qté-Menge-Cant-Qty-Q.ta | 5 AA | 51 | M
1

 MAT DOUBLE (Hauteur de levée : 3,00 m à 6,00 m)
 DOPPELT HUBMAST (Hubhöhe : 3,00 m bis 6,00 m)
 MASTIL DOBLE (Altura de levantamiento : 3,00 m a 6,00 m)
 DOUBLE MAST (Lift height : 3,00 m to 6,00 m)
 RAMPA DUPLEX (Altezza di sollevamento : 3,00 m a 6,00 m)

| | | | | | | | | | | |
|-----|----|------|----|-------|-------|-----|------|-------|----|-------|
| 1- | M | 26-2 | S3 | E2/E3 | 11- | MC | 70 | PS | S3 | E2/E3 |
| 2- | M | 30-2 | S3 | E2/E3 | 12- | M-X | 30-4 | S3-E3 | | |
| 3- | M | 26-4 | S3 | E2/E3 | 13- | M-X | 50-4 | S3-E3 | | |
| 4- | M | 30-4 | S3 | E2/E3 | 14- | M-X | 70-2 | S3-E3 | | |
| 5- | M | 40-4 | S3 | E2/E3 | 15- | | | | | |
| 6- | M | 50-4 | S3 | E2/E3 | 16- | | | | | |
| 7- | MC | 30 | S3 | E2/E3 | 17- | | | | | |
| 8- | MC | 40 | PS | S3 | E2/E3 | 18- | | | | |
| 9- | MC | 50 | PS | S3 | E2/E3 | 19- | | | | |
| 10- | MC | 60 | PS | S3 | E2/E3 | 20- | | | | |

| Rep Hinw Fig Item Rif | Número Teil-Nr Numero Part-Nr Part-Nr | Désignation Bezeichnung Descripcion Description Descrizione |
|-----------------------------------|---|--|
| 1 | 571751 | Mât double (3,00 m) - Doppelt hubmast Mastil doble - Double mast Rampa duplex - |
| 2 | 571752 | Mât double (3,30 m) - Doppelt hubmast Mastil doble - Double mast Rampa duplex - |
| 3 | 571753 | Mât double (3,50 m) - Doppelt hubmast Mastil doble - Double mast Rampa duplex - |
| 4 | 571754 | Mât double (3,70 m) - Doppelt hubmast Mastil doble - Double mast Rampa duplex - |
| 5 | 571755 | Mât double (4,00 m) - Doppelt hubmast Mastil doble - Double mast Rampa duplex - |
| 6 | 571756 | Mât double (4,50 m) - Doppelt hubmast Mastil doble - Double mast Rampa duplex - |
| 7 | 571757 | Mât double (5,00 m) - Doppelt hubmast Mastil doble - Double mast Rampa duplex - |
| 8 | 571758 | Mât double (5,50 m) - Doppelt hubmast Mastil doble - Double mast Rampa duplex - |
| 9 | 571759 | Mât double (6,00 m) - Doppelt hubmast Mastil doble - Double mast Rampa duplex - |

| 1 | 2 | 3 | 4 | 5 | 6 | 7 | 8 | 9 | 10 | 11 | 12 | 13 | 14 | 15 | 16 | 17 | 18 | 19 | 20 |
|---|---|---|---|---|---|---|---|---|----|----|----|----|----|----|----|----|----|----|----|
| 1 | 1 | 1 | 1 | | | 1 | | | | | 1 | | | | | | | | |
| 1 | 1 | 1 | 1 | | | 1 | | | | | 1 | | | | | | | | |
| 1 | 1 | 1 | 1 | | | 1 | | | | | 1 | | | | | | | | |
| 1 | 1 | 1 | 1 | | | 1 | | | | | 1 | | | | | | | | |
| 1 | 1 | 1 | 1 | | | 1 | | | | | 1 | | | | | | | | |
| 1 | 1 | 1 | 1 | | | 1 | | | | | 1 | | | | | | | | |
| 1 | 1 | 1 | 1 | | | 1 | | | | | 1 | | | | | | | | |
| 1 | 1 | 1 | 1 | | | 1 | | | | | 1 | | | | | | | | |

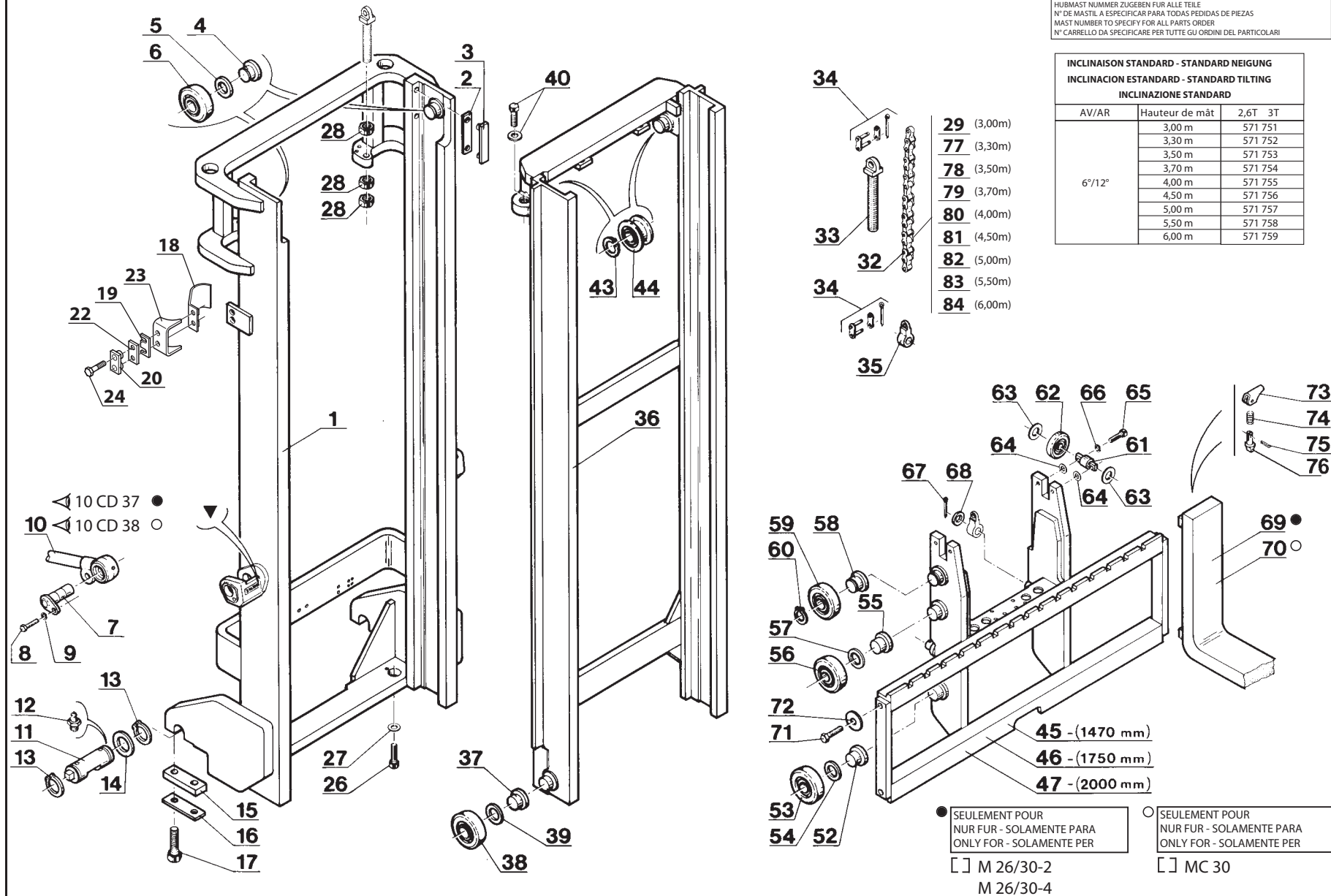
5 AA 52

MAT DOUBLE (Hauteur de levée : 3,00m à 6,00m)
 DOPPELT HUBMAST (Hubhöhe : 3,00m bis 6,00m)
 MASTIL DOBLE (Altura de levantamiento : 3,00m a 6,00m)
 DOUBLE MAST (Lift height : 3,00m to 6,00m)
 RAMPA DUPLEX (Altezza di sollevamento : 3,00m a 6,00m)

M 26-2 S.3 / M 30-2 S.3
M 26-4 S.3 / M 30-4 S.3
MC 30 S.3 / M-X 30-4 S.3

N° DE MAT A SPECIFIER POUR TOUTE COMMANDE DE PIECES
 HUBMAST NUMMER ZUGEBEN FÜR ALLE TEILE
 N° DE MASTIL A ESPECIFICAR PARA TODAS PEDIDAS DE PIEZAS
 MAST NUMBER TO SPECIFY FOR ALL PARTS ORDER
 N° CARRELLO DA SPECIFICARE PER TUTTE GLI ORDINI DEL PARTICOLARI

| INCLINAISON STANDARD - STANDARD NEIGUNG | | |
|--|----------------|---------|
| INCLINACION ESTANDARD - STANDARD TILTING | | |
| INCLINAZIONE STANDARD | | |
| AV/AR | Hauteur de mât | 2,6T 3T |
| 6°/12° | 3,00 m | 571 751 |
| | 3,30 m | 571 752 |
| | 3,50 m | 571 753 |
| | 3,70 m | 571 754 |
| | 4,00 m | 571 755 |
| | 4,50 m | 571 756 |
| | 5,00 m | 571 757 |
| | 5,50 m | 571 758 |
| | 6,00 m | 571 759 |



Catalogue : 647010

1

MAT DOUBLE (3,00 m à 6,00 m)
 DOPPELT HUBMAST
 MASTIL DOBLE
 DOUBLE MAST
 RAMPA DUPLEX

Qté-Menge-Cant-Qty-Q.ta

5 AA

52

M

| | |
|-----------------------|-----------------------|
| 1- M 26-2 S3 E2/E3 | 11- MC 70 PS S3 E2/E3 |
| 2- M 30-2 S3 E2/E3 | 12- M-X 30-4 S3-E3 |
| 3- M 26-4 S3 E2/E3 | 13- M-X 50-4 S3-E3 |
| 4- M 30-4 S3 E2/E3 | 14- M-X 70-2 S3-E3 |
| 5- M 40-4 S3 E2/E3 | 15- |
| 6- M 50-4 S3 E2/E3 | 16- |
| 7- MC 30 S3 E2/E3 | 17- |
| 8- MC 40 PS S3 E2/E3 | 18- |
| 9- MC 50 PS S3 E2/E3 | 19- |
| 10- MC 60 PS S3 E2/E3 | 20- |

| Rep Hinw Fig Item Rif | Numéro Teil-Nr Numero Part-Nr Part-Nr | Désignation Bezeichnung Descripcion Description Descrizione | 1 | 2 | 3 | 4 | 5 | 6 | 7 | 8 | 9 | 10 | 11 | 12 | 13 | 14 | 15 | 16 | 17 | 18 | 19 | 20 | |
|-----------------------------------|---|---|---|--------------------------------------|---|---|---|---|---|---|---|----|----|----|----|----|----|----|----|----|----|----|--|
| 1 | 232213 | Montant fixe (3,00 m) Montante fijo Montante fisso | - | Aussengerüst - Outer channel - | 1 | 1 | 1 | 1 | | | | | | 1 | | | | | | | | | |
| 1 | 232214 | Montant fixe (3,30 m) Montante fijo Montante fisso | - | Aussengerüst - Outer channel - | 1 | 1 | 1 | 1 | | | | | | 1 | | | | | | | | | |
| 1 | 232215 | Montant fixe (3,50 m) Montante fijo Montante fisso | - | Aussengerüst - Outer channel - | 1 | 1 | 1 | 1 | | | | | | 1 | | | | | | | | | |
| 1 | 232216 | Montant fixe (3,70 m) Montante fijo Montante fisso | - | Aussengerüst - Outer channel - | 1 | 1 | 1 | 1 | | | | | | 1 | | | | | | | | | |
| 1 | 232217 | Montant fixe (4,00 m) Montante fijo Montante fisso | - | Aussengerüst - Outer channel - | 1 | 1 | 1 | 1 | | | | | | 1 | | | | | | | | | |
| 1 | 232218 | Montant fixe (4,50 m) Montante fijo Montante fisso | - | Aussengerüst - Outer channel - | 1 | 1 | 1 | 1 | | | | | | 1 | | | | | | | | | |
| 1 | 232219 | Montant fixe (5,00 m) Montante fijo Montante fisso | - | Aussengerüst - Outer channel - | 1 | 1 | 1 | 1 | | | | | | 1 | | | | | | | | | |
| 1 | 232220 | Montant fixe (5,50 m) Montante fijo Montante fisso | - | Aussengerüst - Outer channel - | 1 | 1 | 1 | 1 | | | | | | 1 | | | | | | | | | |
| 1 | 232221 | Montant fixe (6,00 m) Montante fijo Montante fisso | - | Aussengerüst - Outer channel - | 1 | 1 | 1 | 1 | | | | | | 1 | | | | | | | | | |
| 2 | 612332074071 | Cale d'épaisseur 1 mm Cala de espesor Spessore | - | Ausgleichscheibe - Shim - | X | X | X | X | | | | | | X | | | | | | | | | |
| 2 | 612342074071 | Cale d'épaisseur 0,5 mm Cala de espesor Spessore | - | Ausgleichscheibe - Shim - | X | X | X | X | | | | | | X | | | | | | | | | |

+

2

Catalogue : 647010

MAT DOUBLE (3,00 m à 6,00 m)
 DOPPELT HUBMAST
 MASTIL DOBLE
 DOUBLE MAST
 RAMPA DUPLEX

Qté-Menge-Cant-Qty-Q.ta

5 AA

52

M

1- M 26-2 S3 E2/E3 11- MC 70 PS S3 E2/E3
 2- M 30-2 S3 E2/E3 12- M-X 30-4 S3-E3
 3- M 26-4 S3 E2/E3 13- M-X 50-4 S3-E3
 4- M 30-4 S3 E2/E3 14- M-X 70-2 S3-E3
 5- M 40-4 S3 E2/E3 15-
 6- M 50-4 S3 E2/E3 16-
 7- MC 30 S3 E2/E3 17-
 8- MC 40 PS S3 E2/E3 18-
 9- MC 50 PS S3 E2/E3 19-
 10- MC 60 PS S3 E2/E3 20-

| Rep Hinw Fig Item Rif | Numéro Teil-Nr Numero Part-Nr Part-Nr | Désignation Bezeichnung Descripcion Description Descrizione | 1 | 2 | 3 | 4 | 5 | 6 | 7 | 8 | 9 | 10 | 11 | 12 | 13 | 14 | 15 | 16 | 17 | 18 | 19 | 20 | |
|-----------------------------------|---|--|---|---|---|---|---|---|---|---|---|----|----|----|----|----|----|----|----|----|----|----|--|
| 3 | 613562360071 | Plaque d'usure Placa de desgaste Piastra du usura - Verschleissplatte - Friction lining side - | 2 | 2 | 2 | 2 | | | 2 | | | | | 2 | | | | | | | | | |
| 4 | 61171F203071 | Axe de galet (A souder) Eje de rodillo (A soldar) Perno rullo (A saldare) - Rollenachse (Zu schweissen) - Roller axle (To weld) - | 2 | 2 | 2 | 2 | | | 2 | | | | | 2 | | | | | | | | | |
| 5 | 612372074071 | Cale d'épaisseur 1 mm Cala de espesor Spessore - Ausgleichscheibe - Shim - | X | X | X | X | | | X | | | | | X | | | | | | | | | |
| 5 | 612382074071 | Cale d'épaisseur 0,5 mm Cala de espesor Spessore - Ausgleichscheibe - Shim - | X | X | X | X | | | X | | | | | X | | | | | | | | | |
| 6 | 61236F203071 | Galet (Ø 119,7 mm) Rodillo Rullo - Rolle - Roller - | 2 | 2 | 2 | 2 | | | 2 | | | | | 2 | | | | | | | | | |
| 7 | 220484 | Axe d'articulation Eje de articulación Perno di articolazione - Gelenkachse - Articulating pin - | 2 | 2 | 2 | 2 | | | 2 | | | | | 2 | | | | | | | | | |
| 8 | 403357 | Vis H,M10-125- 25-8.8-ZN8/C Tornillo Vite - Schraube - Screw - | 2 | 2 | 2 | 2 | | | 2 | | | | | 2 | | | | | | | | | |
| 9 | 42232 | Rondelle W10 ZN Arandela Rondella - Unterlegscheibe - Washer - | 2 | 2 | 2 | 2 | | | 2 | | | | | 2 | | | | | | | | | |
| 11 | 180392 | Axe d'articulation Eje de articulación Perno di articolazione - Gelenkachse - Articulating pin - | 2 | 2 | 2 | 2 | | | 2 | | | | | 2 | | | | | | | | | |
| 12 | 5135 | Graisneur droit (M 10 x 150) Engrasador recto Ingrassatore destro - Gerade schmiernippel - Straight greaser - | 2 | 2 | 2 | 2 | | | 2 | | | | | 2 | | | | | | | | | |
| 13 | 2637 | Circlips Aro retén Anello elastico - Sicherungsring - Circlip - | 4 | 4 | 4 | 4 | | | 4 | | | | | 4 | | | | | | | | | |

+

3

Catalogue : 647010

MAT DOUBLE (3,00 m à 6,00 m)
 DOPPELT HUBMAST
 MASTIL DOBLE
 DOUBLE MAST
 RAMPA DUPLEX

Qté-Menge-Cant-Qty-Q.ta

5 AA

52

M

| | |
|-----------------------|-----------------------|
| 1- M 26-2 S3 E2/E3 | 11- MC 70 PS S3 E2/E3 |
| 2- M 30-2 S3 E2/E3 | 12- M-X 30-4 S3-E3 |
| 3- M 26-4 S3 E2/E3 | 13- M-X 50-4 S3-E3 |
| 4- M 30-4 S3 E2/E3 | 14- M-X 70-2 S3-E3 |
| 5- M 40-4 S3 E2/E3 | 15- |
| 6- M 50-4 S3 E2/E3 | 16- |
| 7- MC 30 S3 E2/E3 | 17- |
| 8- MC 40 PS S3 E2/E3 | 18- |
| 9- MC 50 PS S3 E2/E3 | 19- |
| 10- MC 60 PS S3 E2/E3 | 20- |

| Rep Hinw Fig Item Rif | Numéro Teil-Nr Numero Part-Nr Part-Nr | Désignation Bezeichnung Descripcion Description Descrizione | 1 | 2 | 3 | 4 | 5 | 6 | 7 | 8 | 9 | 10 | 11 | 12 | 13 | 14 | 15 | 16 | 17 | 18 | 19 | 20 | |
|-----------------------------------|---|---|---|---|---|---|---|---|---|---|---|----|----|----|----|----|----|----|----|----|----|----|--|
| 14 | 181490 | Rondelle SP 46 x 68 x 1,5ZN - Unterlegscheibe Arandela - Washer Rondella - | X | X | X | X | | | X | | | | | X | | | | | | | | | |
| 14 | 181491 | Rondelle SP 46 x 68 x 2,5ZN - Unterlegscheibe Arandela - Washer Rondella - | X | X | X | X | | | X | | | | | X | | | | | | | | | |
| 15 | 219280 | Plat d'arrêt - Anschlag platte Placa de parada - Stop plate Piatto d'arresto - | 2 | 2 | 2 | 2 | | | 2 | | | | | 2 | | | | | | | | | |
| 16 | 183970 | Plaquette d'arrêt - Anschlag platte Placa de tope - Stop plate Piastrina d'arresto - | 2 | 2 | 2 | 2 | | | 2 | | | | | 2 | | | | | | | | | |
| 17 | 58611 | Vis H,M18- 50 zinguée - Schraube Tornillo - Screw Vite - | 4 | 4 | 4 | 4 | | | 4 | | | | | 4 | | | | | | | | | |
| 18 | 650813325071 | Support vérin - Zylinder träger Soporte cilindro - Cylinder bracket Supporto cilindro - | 2 | 2 | 2 | 2 | | | 2 | | | | | 2 | | | | | | | | | |
| 19 | 65457F203071 | Cale d'épaisseur 1 mm - Ausgleichscheibe Cala de espesor - Shim Spessore - | X | X | X | X | | | X | | | | | X | | | | | | | | | |
| 19 | 65458F203071 | Cale d'épaisseur 2 mm - Ausgleichscheibe Cala de espesor - Shim Spessore - | X | X | X | X | | | X | | | | | X | | | | | | | | | |
| 19 | 65459F203071 | Cale d'épaisseur 4 mm - Ausgleichscheibe Cala de espesor - Shim Spessore - | X | X | X | X | | | X | | | | | X | | | | | | | | | |
| 20 | 654542332071 | Plaque anti-vibration - Anti-schwingung platte Placa antivibración - Anti-vibration plate Tassello antivibrante - | 2 | 2 | 2 | 2 | | | 2 | | | | | 2 | | | | | | | | | |
| 22 | 654532072071 | Plaque de fixation - Befestigung Platte Placa de fijación - Fastening plate Piastra di fissaggio - | 2 | 2 | 2 | 2 | | | 2 | | | | | 2 | | | | | | | | | |

+

Catalogue : 647010

4

MAT DOUBLE (3,00 m à 6,00 m)
 DOPPELT HUBMAST
 MASTIL DOBLE
 DOUBLE MAST
 RAMPA DUPLEX

Qté-Menge-Cant-Qty-Q.ta

5 AA

52

M

| | |
|-----------------------|-----------------------|
| 1- M 26-2 S3 E2/E3 | 11- MC 70 PS S3 E2/E3 |
| 2- M 30-2 S3 E2/E3 | 12- M-X 30-4 S3-E3 |
| 3- M 26-4 S3 E2/E3 | 13- M-X 50-4 S3-E3 |
| 4- M 30-4 S3 E2/E3 | 14- M-X 70-2 S3-E3 |
| 5- M 40-4 S3 E2/E3 | 15- |
| 6- M 50-4 S3 E2/E3 | 16- |
| 7- MC 30 S3 E2/E3 | 17- |
| 8- MC 40 PS S3 E2/E3 | 18- |
| 9- MC 50 PS S3 E2/E3 | 19- |
| 10- MC 60 PS S3 E2/E3 | 20- |

| Rep Hinw Fig Item Rif | Numéro Teil-Nr Numero Part-Nr Part-Nr | Désignation Bezeichnung Descripcion Description Descrizione | Qté-Menge-Cant-Qty-Q.ta | | | | | | | | | | | | | | | | | | | |
|-----------------------------------|---|---|-------------------------|---|---|---|---|---|---|---|---|----|----|----|----|----|----|----|----|----|----|----|
| | | | 1 | 2 | 3 | 4 | 5 | 6 | 7 | 8 | 9 | 10 | 11 | 12 | 13 | 14 | 15 | 16 | 17 | 18 | 19 | 20 |
| 23 | 654623325071 | Support vérin Soporte cilindro Supporto cilindro - Zylinder träger - Cylinder bracket - | 2 | 2 | 2 | 2 | | | | 2 | | | | | | | | 2 | | | | |
| 24 | 9167281045 | Vis H,M10- 45 Pas 125 ZN..C+2RL Schraube Tornillo - Screw Vite - | 4 | 4 | 4 | 4 | | | | 4 | | | | | | | | 4 | | | | |
| 26 | 9155281012 | Vis H,M10- 12-8.8-ZNC Tornillo - Screw Vite - | 2 | 2 | 2 | 2 | | | | 2 | | | | | | | | 2 | | | | |
| 27 | 676571320071 | Rondelle Arandela Rondella - Unterlegscheibe - Washer - | 2 | 2 | 2 | 2 | | | | 2 | | | | | | | | 2 | | | | |
| 28 | 89114 | Ecrou H ,M16 Pas 150 zingué bichromaté Mutter Tuerca - Nut Dado - | 6 | 6 | 6 | 6 | | | | 6 | | | | | | | | 6 | | | | |
| 29 | 90630F707171 | Chaîne complête (71 Maillons) Cadena completa (71 Eslabón) Catena completo (71 Maglie) - Kompletter kette (71 Glied) - Complete chain (71 Link) - | 2 | 2 | 2 | 2 | | | | 2 | | | | | | | | 2 | | | | |
| 32 | 90638F706971 | Chaîne, nue (69 Maillons) Cadena, sola (69 Eslabón) Catena, nudo (69 Maglie) - Kette, allein (69 Glied) - Chain, stripped (69 Link) - | 2 | 2 | 2 | 2 | | | | 2 | | | | | | | | 2 | | | | |
| 32 | 90638F707571 | Chaîne, nue (75 Maillons) Cadena, sola (75 Eslabón) Catena, nudo (75 Maglie) - Kette, allein (75 Glied) - Chain, stripped (75 Link) - | 2 | 2 | 2 | 2 | | | | 2 | | | | | | | | 2 | | | | |
| 32 | 90638F707971 | Chaîne, nue (79 Maillons) Cadena, sola (79 Eslabón) Catena, nudo (79 Maglie) - Kette, allein (79 Glied) - Chain, stripped (79 Link) - | 2 | 2 | 2 | 2 | | | | 2 | | | | | | | | 2 | | | | |
| 32 | 90638F708571 | Chaîne, nue (85 Maillons) Cadena, sola (85 Eslabón) Catena, nudo (85 Maglie) - Kette, allein (85 Glied) - Chain, stripped (85 Link) - | 2 | 2 | 2 | 2 | | | | 2 | | | | | | | | 2 | | | | |
| 32 | 90638F709371 | Chaîne, nue (93 Maillons) Cadena, sola (93 Eslabón) Catena, nudo (93 Maglie) - Kette, allein (93 Glied) - Chain, stripped (93 Link) - | 2 | 2 | 2 | 2 | | | | 2 | | | | | | | | 2 | | | | |

+

Catalogue : 647010

5

MAT DOUBLE (3,00 m à 6,00 m)
 DOPPELT HUBMAST
 MASTIL DOBLE
 DOUBLE MAST
 RAMPA DUPLEX

Qté-Menge-Cant-Qty-Q.ta

5 AA

52

M

| | |
|-----------------------|-----------------------|
| 1- M 26-2 S3 E2/E3 | 11- MC 70 PS S3 E2/E3 |
| 2- M 30-2 S3 E2/E3 | 12- M-X 30-4 S3-E3 |
| 3- M 26-4 S3 E2/E3 | 13- M-X 50-4 S3-E3 |
| 4- M 30-4 S3 E2/E3 | 14- M-X 70-2 S3-E3 |
| 5- M 40-4 S3 E2/E3 | 15- |
| 6- M 50-4 S3 E2/E3 | 16- |
| 7- MC 30 S3 E2/E3 | 17- |
| 8- MC 40 PS S3 E2/E3 | 18- |
| 9- MC 50 PS S3 E2/E3 | 19- |
| 10- MC 60 PS S3 E2/E3 | 20- |

| Rep Hinw Fig Item Rif | Numéro Teil-Nr Numero Part-Nr Part-Nr | Désignation Bezeichnung Descripcion Description Descrizione | 1 | 2 | 3 | 4 | 5 | 6 | 7 | 8 | 9 | 10 | 11 | 12 | 13 | 14 | 15 | 16 | 17 | 18 | 19 | 20 | |
|-----------------------------------|---|---|---|---|---|---|---|---|---|---|---|----|----|----|----|----|----|----|----|----|----|----|--|
| 32 | 90638F710371 | Chaîne, nue (103 Maillons) Cadena, sola (103 Eslabón) Catena, nudo (103 Maglie) - Kette, allein (103 Glied) - Chain, stripped (103 Link) - | 2 | 2 | 2 | 2 | | | 2 | | | | | 2 | | | | | | | | | |
| 32 | 90638F711371 | Chaîne, nue (113 Maillons) Cadena, sola (113 Eslabón) Catena, nudo (113 Maglie) - Kette, allein (113 Glied) - Chain, stripped (113 Link) - | 2 | 2 | 2 | 2 | | | 2 | | | | | 2 | | | | | | | | | |
| 32 | 90638F712371 | Chaîne, nue (123 Maillons) Cadena, sola (123 Eslabón) Catena, nudo (123 Maglie) - Kette, allein (123 Glied) - Chain, stripped (123 Link) - | 2 | 2 | 2 | 2 | | | 2 | | | | | 2 | | | | | | | | | |
| 32 | 90638F713371 | Chaîne, nue (133 Maillons) Cadena, sola (133 Eslabón) Catena, nudo (133 Maglie) - Kette, allein (133 Glied) - Chain, stripped (133 Link) - | 2 | 2 | 2 | 2 | | | 2 | | | | | 2 | | | | | | | | | |
| 33 | 631323280071 | Tendeur de chaîne Tensor de cadena Tenditore catena - Kettenspanner - Chain tightener - | 2 | 2 | 2 | 2 | | | 2 | | | | | 2 | | | | | | | | | |
| 34 | 631353280071 | Attache rapide Atadura rápida Innesto - Kettenschloss - Chain clip - | 4 | 4 | 4 | 4 | | | 4 | | | | | 4 | | | | | | | | | |
| 35 | 631313280071 | Chape de chaîne Abrazadera de cadena Forchetta di catena - Kettenhalterung - Chain anchor - | 2 | 2 | 2 | 2 | | | 2 | | | | | 2 | | | | | | | | | |
| 36 | 232276 | Montant mobile (3,00 m) Montante móvil Montante mobile - Innengerüst - Inner channel - | 1 | 1 | 1 | 1 | | | 1 | | | | | 1 | | | | | | | | | |
| 36 | 232288 | Montant mobile (3,30 m) Montante móvil Montante mobile - Innengerüst - Inner channel - | 1 | 1 | 1 | 1 | | | 1 | | | | | 1 | | | | | | | | | |
| 36 | 232289 | Montant mobile (3,50 m) Montante móvil Montante mobile - Innengerüst - Inner channel - | 1 | 1 | 1 | 1 | | | 1 | | | | | 1 | | | | | | | | | |
| 36 | 232290 | Montant mobile (3,70 m) Montante móvil Montante mobile - Innengerüst - Inner channel - | 1 | 1 | 1 | 1 | | | 1 | | | | | 1 | | | | | | | | | |

+

Catalogue : 647010

6

MAT DOUBLE (3,00 m à 6,00 m)
 DOPPELT HUBMAST
 MASTIL DOBLE
 DOUBLE MAST
 RAMPA DUPLEX

Qté-Menge-Cant-Qty-Q.ta

5 AA

52

M

| | |
|-----------------------|-----------------------|
| 1- M 26-2 S3 E2/E3 | 11- MC 70 PS S3 E2/E3 |
| 2- M 30-2 S3 E2/E3 | 12- M-X 30-4 S3-E3 |
| 3- M 26-4 S3 E2/E3 | 13- M-X 50-4 S3-E3 |
| 4- M 30-4 S3 E2/E3 | 14- M-X 70-2 S3-E3 |
| 5- M 40-4 S3 E2/E3 | 15- |
| 6- M 50-4 S3 E2/E3 | 16- |
| 7- MC 30 S3 E2/E3 | 17- |
| 8- MC 40 PS S3 E2/E3 | 18- |
| 9- MC 50 PS S3 E2/E3 | 19- |
| 10- MC 60 PS S3 E2/E3 | 20- |

| Rep Hinw Fig Item Rif | Numéro Teil-Nr Numero Part-Nr Part-Nr | Désignation Bezeichnung Descripcion Description Descrizione | 1 | 2 | 3 | 4 | 5 | 6 | 7 | 8 | 9 | 10 | 11 | 12 | 13 | 14 | 15 | 16 | 17 | 18 | 19 | 20 | |
|-----------------------------------|---|---|---|---|---|---|---|---|---|---|---|----|----|----|----|----|----|----|----|----|----|----|--|
| 36 | 232291 | Montant mobile (4,00 m) Montante móvil Montante mobile | - | Innengerüst - Inner channel - | 1 | 1 | 1 | 1 | | | | | | 1 | | | | | | | | | |
| 36 | 232292 | Montant mobile (4,50 m) Montante móvil Montante mobile | - | Innengerüst - Inner channel - | 1 | 1 | 1 | 1 | | | | | | 1 | | | | | | | | | |
| 36 | 232293 | Montant mobile (5,00 m) Montante móvil Montante mobile | - | Innengerüst - Inner channel - | 1 | 1 | 1 | 1 | | | | | | 1 | | | | | | | | | |
| 36 | 232294 | Montant mobile (5,50 m) Montante móvil Montante mobile | - | Innengerüst - Inner channel - | 1 | 1 | 1 | 1 | | | | | | 1 | | | | | | | | | |
| 36 | 232295 | Montant mobile (6,00 m) Montante móvil Montante mobile | - | Innengerüst - Inner channel - | 1 | 1 | 1 | 1 | | | | | | 1 | | | | | | | | | |
| 37 | 61171F203071 | Axe de galet (A souder) Eje de rodillo (A soldar) Perno rullo (A saldare) | - | Rollenachse (Zu schweissen) - Roller axle (To weld) - | 2 | 2 | 2 | 2 | | | | | | 2 | | | | | | | | | |
| 38 | 61236F203071 | Galet (Ø 119,7 mm) Rodillo Rullo | - | Rolle - Roller - | 2 | 2 | 2 | 2 | | | | | | 2 | | | | | | | | | |
| 38 | 61238F203071 | Galet (Ø 120,7 mm) Rodillo Rullo | - | Rolle - Roller - | 2 | 2 | 2 | 2 | | | | | | 2 | | | | | | | | | |
| 39 | 612372074071 | Cale d'épaisseur 1 mm Cala de espesor Spessore | - | Ausgleichscheibe - Shim - | X | X | X | X | | | | | | X | | | | | | | | | |
| 39 | 612382074071 | Cale d'épaisseur 0,5 mm Cala de espesor Spessore | - | Ausgleichscheibe - Shim - | X | X | X | X | | | | | | X | | | | | | | | | |
| 40 | 9161961235 | Vis Tornillo Vite | - | Schraube - Screw - | 2 | 2 | 2 | 2 | | | | | | 2 | | | | | | | | | |

+

Catalogue : 647010

7

MAT DOUBLE (3,00 m à 6,00 m)
 DOPPELT HUBMAST
 MASTIL DOBLE
 DOUBLE MAST
 RAMPA DUPLEX

Qté-Menge-Cant-Qty-Q.ta

5 AA

52

M

| | |
|-----------------------|-----------------------|
| 1- M 26-2 S3 E2/E3 | 11- MC 70 PS S3 E2/E3 |
| 2- M 30-2 S3 E2/E3 | 12- M-X 30-4 S3-E3 |
| 3- M 26-4 S3 E2/E3 | 13- M-X 50-4 S3-E3 |
| 4- M 30-4 S3 E2/E3 | 14- M-X 70-2 S3-E3 |
| 5- M 40-4 S3 E2/E3 | 15- |
| 6- M 50-4 S3 E2/E3 | 16- |
| 7- MC 30 S3 E2/E3 | 17- |
| 8- MC 40 PS S3 E2/E3 | 18- |
| 9- MC 50 PS S3 E2/E3 | 19- |
| 10- MC 60 PS S3 E2/E3 | 20- |

| Rep Hinw Fig Item Rif | Numéro Teil-Nr Numero Part-Nr Part-Nr | Désignation Bezeichnung Descripcion Description Descrizione | 1 | 2 | 3 | 4 | 5 | 6 | 7 | 8 | 9 | 10 | 11 | 12 | 13 | 14 | 15 | 16 | 17 | 18 | 19 | 20 |
|-----------------------------------|---|---|---|---|---|---|---|---|---|---|---|----|----|----|----|----|----|----|----|----|----|----|
| 43 | 7519 | Circlips - Sicherungsring Aro retén - Circlip Anello elastico - | 2 | 2 | 2 | 2 | | | 2 | | | | | 2 | | | | | | | | |
| 44 | 631313331071 | Galet de chaîne - Kettenrolle Rodillo de cadena - Chain roller Rullo catena - | 2 | 2 | 2 | 2 | | | 2 | | | | | 2 | | | | | | | | |
| 45 | 232148 | Tablier porte fourches, nu (Longueur 1470 mm) Gabelträger, allein (Länge 1470 mm) Tablero portahorquillas, solo (Longitud 1470 mm) Forks carrier, stripped (Length 1470 mm) Portaforche, nudo (Lunghezza 1470 mm) | 1 | 1 | 1 | 1 | | | 1 | | | | | 1 | | | | | | | | |
| 46 | 232201 | Tablier porte fourches, nu (Longueur 1750 mm) Gabelträger, allein (Länge 1750 mm) Tablero portahorquillas, solo (Longitud 1750 mm) Forks carrier, stripped (Length 1750 mm) Portaforche, nudo (Lunghezza 1750 mm) | 1 | 1 | 1 | 1 | | | 1 | | | | | 1 | | | | | | | | |
| 47 | 232202 | Tablier porte fourches, nu (Longueur 2000 mm) Gabelträger, allein (Länge 2000 mm) Tablero portahorquillas, solo (Longitud 2000 mm) Forks carrier, stripped (Length 2000 mm) Portaforche, nudo (Lunghezza 2000 mm) | 1 | 1 | 1 | 1 | | | 1 | | | | | 1 | | | | | | | | |
| 52 | 63372F203071 | Axe de galet (A souder) - Rollenachse (Zu schweissen) Eje de rodillo (A soldar) - Roller axle (To weld) Perno rullo (A saldare) - | 2 | 2 | 2 | 2 | | | 2 | | | | | 2 | | | | | | | | |
| 53 | 61236F203071 | Galet (Ø 119,7 mm) - Rolle Rodillo - Roller Rullo - | 2 | 2 | 2 | 2 | | | 2 | | | | | 2 | | | | | | | | |
| 53 | 61238F203071 | Galet (Ø 120,7 mm) - Rolle Rodillo - Roller Rullo - | 2 | 2 | 2 | 2 | | | 2 | | | | | 2 | | | | | | | | |
| 54 | 612372074071 | Cale d'épaisseur 1 mm - Ausgleichscheibe Cala de espesor - Shim Spessore - | X | X | X | X | | | X | | | | | X | | | | | | | | |
| 54 | 612382074071 | Cale d'épaisseur 0,5 mm - Ausgleichscheibe Cala de espesor - Shim Spessore - | X | X | X | X | | | X | | | | | X | | | | | | | | |

+

Catalogue : 647010

8

MAT DOUBLE (3,00 m à 6,00 m)
 DOPPELT HUBMAST
 MASTIL DOBLE
 DOUBLE MAST
 RAMPA DUPLEX

Qté-Menge-Cant-Qty-Q.ta

5 AA

52

M

| | | | | | | | | | | |
|-----|----|------|----|-------|-------|-----|------|-------|----|-------|
| 1- | M | 26-2 | S3 | E2/E3 | 11- | MC | 70 | PS | S3 | E2/E3 |
| 2- | M | 30-2 | S3 | E2/E3 | 12- | M-X | 30-4 | S3-E3 | | |
| 3- | M | 26-4 | S3 | E2/E3 | 13- | M-X | 50-4 | S3-E3 | | |
| 4- | M | 30-4 | S3 | E2/E3 | 14- | M-X | 70-2 | S3-E3 | | |
| 5- | M | 40-4 | S3 | E2/E3 | 15- | | | | | |
| 6- | M | 50-4 | S3 | E2/E3 | 16- | | | | | |
| 7- | MC | 30 | S3 | E2/E3 | 17- | | | | | |
| 8- | MC | 40 | PS | S3 | E2/E3 | 18- | | | | |
| 9- | MC | 50 | PS | S3 | E2/E3 | 19- | | | | |
| 10- | MC | 60 | PS | S3 | E2/E3 | 20- | | | | |

| Rep Hinw Fig Item Rif | Numéro Teil-Nr Numero Part-Nr Part-Nr | Désignation Bezeichnung Descripcion Description Descrizione | 1 | 2 | 3 | 4 | 5 | 6 | 7 | 8 | 9 | 10 | 11 | 12 | 13 | 14 | 15 | 16 | 17 | 18 | 19 | 20 |
|-----------------------------------|---|---|---|---|---|---|---|---|---|---|---|----|----|----|----|----|----|----|----|----|----|----|
| 55 | 63372F203071 | Axe de galet (A souder) Eje de rodillo (A soldar) Perno rullo (A saldare) | - | Rollenachse (Zu schweissen) - Roller axle (To weld) - | 2 | 2 | 2 | 2 | | 2 | | | | | 2 | | | | | | | |
| 56 | 61236F203071 | Galet (Ø 119,7 mm) Rodillo Rullo | - | Rolle - Roller - | 2 | 2 | 2 | 2 | | 2 | | | | | 2 | | | | | | | |
| 56 | 63381F203071 | Galet (Ø 118,50 mm) Rodillo Rullo | - | Rolle - Roller - | 2 | 2 | 2 | 2 | | 2 | | | | | 2 | | | | | | | |
| 57 | 612372074071 | Cale d'épaisseur 1 mm Cala de espesor Spessore | - | Ausgleichscheibe - Shim - | X | X | X | X | | X | | | | | X | | | | | | | |
| 57 | 612382074071 | Cale d'épaisseur 0,5 mm Cala de espesor Spessore | - | Ausgleichscheibe - Shim - | X | X | X | X | | X | | | | | X | | | | | | | |
| 58 | 63371F203071 | Axe de galet (A souder) Eje de rodillo (A soldar) Perno rullo (A saldare) | - | Rollenachse (Zu schweissen) - Roller axle (To weld) - | 2 | 2 | 2 | 2 | | 2 | | | | | 2 | | | | | | | |
| 59 | 61236F203071 | Galet (Ø 119,7 mm) Rodillo Rullo | - | Rolle - Roller - | 2 | 2 | 2 | 2 | | 2 | | | | | 2 | | | | | | | |
| 59 | 61238F203071 | Galet (Ø 120,7 mm) Rodillo Rullo | - | Rolle - Roller - | 2 | 2 | 2 | 2 | | 2 | | | | | 2 | | | | | | | |
| 60 | 7519 | Circlips Aro retén Anello elastico | - | Sicherungsring - Circlip - | 2 | 2 | 2 | 2 | | 2 | | | | | 2 | | | | | | | |
| 61 | 63375F203071 | Axe de galet Eje de rodillo Perno di rullo | - | Rollenachse - Roller axle - | 2 | 2 | 2 | 2 | | 2 | | | | | 2 | | | | | | | |
| 62 | 61235F203071 | Galet guide Rodillo guía Rullo guida | - | Führungsrolle - Guide roller - | 2 | 2 | 2 | 2 | | 2 | | | | | 2 | | | | | | | |

+

Catalogue : 647010

9

MAT DOUBLE (3,00 m à 6,00 m)
 DOPPELT HUBMAST
 MASTIL DOBLE
 DOUBLE MAST
 RAMPA DUPLEX

Qté-Menge-Cant-Qty-Q.ta

5 AA

52

M

- | | |
|-----------------------|-----------------------|
| 1- M 26-2 S3 E2/E3 | 11- MC 70 PS S3 E2/E3 |
| 2- M 30-2 S3 E2/E3 | 12- M-X 30-4 S3-E3 |
| 3- M 26-4 S3 E2/E3 | 13- M-X 50-4 S3-E3 |
| 4- M 30-4 S3 E2/E3 | 14- M-X 70-2 S3-E3 |
| 5- M 40-4 S3 E2/E3 | 15- |
| 6- M 50-4 S3 E2/E3 | 16- |
| 7- MC 30 S3 E2/E3 | 17- |
| 8- MC 40 PS S3 E2/E3 | 18- |
| 9- MC 50 PS S3 E2/E3 | 19- |
| 10- MC 60 PS S3 E2/E3 | 20- |

| Rep Hinw Fig Item Rif | Numéro Teil-Nr Numero Part-Nr Part-Nr | Désignation Bezeichnung Descripcion Description Descrizione | | | | | | | | | | | | | | | | | | | | |
|-----------------------------------|---|---|---|---|---|---|---|---|---|---|---|----|----|----|----|----|----|----|----|----|----|----|
| | | | 1 | 2 | 3 | 4 | 5 | 6 | 7 | 8 | 9 | 10 | 11 | 12 | 13 | 14 | 15 | 16 | 17 | 18 | 19 | 20 |
| 63 | 633782360071 | Rondelle Arandela Rondella - Unterlegscheibe - Washer - | 4 | 4 | 4 | 4 | | | | 4 | | | | | | | | 4 | | | | |
| 64 | 633762074071 | Cale d'épaisseur 0,5 mm Cala de espesor Spessore - Ausgleichscheibe - Shim - | X | X | X | X | | | | X | | | | | | | | X | | | | |
| 64 | 633772074071 | Cale d'épaisseur 1 mm Cala de espesor Spessore - Ausgleichscheibe - Shim - | X | X | X | X | | | | X | | | | | | | | X | | | | |
| 65 | 61957 | Vis H,M12-125- 35-8.8-ZN8/C Tornillo Vite - Schraube - Screw - | 4 | 4 | 4 | 4 | | | | 4 | | | | | | | | 4 | | | | |
| 66 | 42231 | Rondelle W12 ZN Arandela Rondella - Unterlegscheibe - Washer - | 4 | 4 | 4 | 4 | | | | 4 | | | | | | | | 4 | | | | |
| 67 | 7112 | Goupille V 4 x 40 zinguee Pasador Spina - Stift - Pin - | 2 | 2 | 2 | 2 | | | | 2 | | | | | | | | 2 | | | | |
| 68 | 178589 | Rondelle SP 26,5x 40 x 2,5ZN Arandela Rondella - Unterlegscheibe - Washer - | 2 | 2 | 2 | 2 | | | | 2 | | | | | | | | 2 | | | | |
| 69 | 415728 | Fourche Horquilla Forca - Gabel - Fork - | 2 | 2 | 2 | 2 | | | | | | | | | | | | 2 | | | | |
| 70 | 415727 | Fourche Horquilla Forca - Gabel - Fork - | | | | | | | | 2 | | | | | | | | | | | | |
| 71 | 176716 | Vis H,M14-150- 30-8.8-ZN8/C Tornillo Vite - Schraube - Screw - | 4 | 4 | 4 | 4 | | | | 4 | | | | | | | | 4 | | | | |
| 72 | 63582F203071 | Rondelle Arandela Rondella - Unterlegscheibe - Washer - | 4 | 4 | 4 | 4 | | | | 4 | | | | | | | | 4 | | | | |

+

Catalogue : 647010

MAT DOUBLE (3,00 m à 6,00 m)
 DOPPELT HUBMAST
 MASTIL DOBLE
 DOUBLE MAST
 RAMPA DUPLEX

Qté-Menge-Cant-Qty-Q.ta

5 AA

52

M

| | | | | | | | | | | |
|-----|----|------|----|-------|-------|-----|------|-------|----|-------|
| 1- | M | 26-2 | S3 | E2/E3 | 11- | MC | 70 | PS | S3 | E2/E3 |
| 2- | M | 30-2 | S3 | E2/E3 | 12- | M-X | 30-4 | S3-E3 | | |
| 3- | M | 26-4 | S3 | E2/E3 | 13- | M-X | 50-4 | S3-E3 | | |
| 4- | M | 30-4 | S3 | E2/E3 | 14- | M-X | 70-2 | S3-E3 | | |
| 5- | M | 40-4 | S3 | E2/E3 | 15- | | | | | |
| 6- | M | 50-4 | S3 | E2/E3 | 16- | | | | | |
| 7- | MC | 30 | S3 | E2/E3 | 17- | | | | | |
| 8- | MC | 40 | PS | S3 | E2/E3 | 18- | | | | |
| 9- | MC | 50 | PS | S3 | E2/E3 | 19- | | | | |
| 10- | MC | 60 | PS | S3 | E2/E3 | 20- | | | | |

| Rep Hinw Fig Item Rif | Numéro Teil-Nr Numero Part-Nr Part-Nr | Désignation Bezeichnung Descripcion Description Descrizione | 1 | 2 | 3 | 4 | 5 | 6 | 7 | 8 | 9 | 10 | 11 | 12 | 13 | 14 | 15 | 16 | 17 | 18 | 19 | 20 | |
|-----------------------------------|---|--|---|---|---|---|---|---|---|---|---|----|----|----|----|----|----|----|----|----|----|----|--|
| 73 | 204382 | Levier - Hebel Palanca - Lever Leva - | 2 | 2 | 2 | 2 | | | 2 | | | | | 2 | | | | | | | | | |
| 74 | 175549 | Ressort - Feder Muelle - Spring Molla - | 2 | 2 | 2 | 2 | | | 2 | | | | | 2 | | | | | | | | | |
| 75 | 175551 | Goupille 5 x 25 E - Stift Pasador - Pin Spina - | 2 | 2 | 2 | 2 | | | 2 | | | | | 2 | | | | | | | | | |
| 76 | 204387 | Verrou - Riegel Cerrojo - Locker Catenaccio - | 2 | 2 | 2 | 2 | | | 2 | | | | | 2 | | | | | | | | | |
| 77 | 90630F707771 | Chaîne complête (77 Maillons) - Kompletter kette (77 Glied) Cadena completa (77 Eslabón) - Complete chain (77 Link) Catena completo (77 Maglie) - | 2 | 2 | 2 | 2 | | | 2 | | | | | 2 | | | | | | | | | |
| 78 | 90630F708171 | Chaîne complête (81 Maillons) - Kompletter kette (81 Glied) Cadena completa (81 Eslabón) - Complete chain (81 Link) Catena completo (81 Maglie) - | 2 | 2 | 2 | 2 | | | 2 | | | | | 2 | | | | | | | | | |
| 79 | 90630F708771 | Chaîne complête (87 Maillons) - Kompletter kette (87 Glied) Cadena completa (87 Eslabón) - Complete chain (87 Link) Catena completo (87 Maglie) - | 2 | 2 | 2 | 2 | | | 2 | | | | | 2 | | | | | | | | | |
| 80 | 90630F709571 | Chaîne complête (95 Maillons) - Kompletter kette (95 Glied) Cadena completa (95 Eslabón) - Complete chain (95 Link) Catena completo (95 Maglie) - | 2 | 2 | 2 | 2 | | | 2 | | | | | 2 | | | | | | | | | |
| 81 | 90630F710571 | Chaîne complête (105 Maillons) - Kompletter kette (105 Glied) Cadena completa (105 Eslabón) - Complete chain (105 Link) Catena completo (105 Maglie) - | 2 | 2 | 2 | 2 | | | 2 | | | | | 2 | | | | | | | | | |
| 82 | 90630F711571 | Chaîne complête (115 Maillons) - Kompletter kette (115 Glied) Cadena completa (115 Eslabón) - Complete chain (115 Link) Catena completo (115 Maglie) - | 2 | 2 | 2 | 2 | | | 2 | | | | | 2 | | | | | | | | | |
| 83 | 90630F712571 | Chaîne complête (125 Maillons) - Kompletter kette (125 Glied) Cadena completa (125 Eslabón) - Complete chain (125 Link) Catena completo (125 Maglie) - | 2 | 2 | 2 | 2 | | | 2 | | | | | 2 | | | | | | | | | |

+

Catalogue : 647010

11

MAT DOUBLE (3,00 m à 6,00 m)
 DOPPELT HUBMAST
 MASTIL DOBLE
 DOUBLE MAST
 RAMPA DUPLEX

Qté-Menge-Cant-Qty-Q.ta

5 AA

52

M

- | | |
|-----------------------|-----------------------|
| 1- M 26-2 S3 E2/E3 | 11- MC 70 PS S3 E2/E3 |
| 2- M 30-2 S3 E2/E3 | 12- M-X 30-4 S3-E3 |
| 3- M 26-4 S3 E2/E3 | 13- M-X 50-4 S3-E3 |
| 4- M 30-4 S3 E2/E3 | 14- M-X 70-2 S3-E3 |
| 5- M 40-4 S3 E2/E3 | 15- |
| 6- M 50-4 S3 E2/E3 | 16- |
| 7- MC 30 S3 E2/E3 | 17- |
| 8- MC 40 PS S3 E2/E3 | 18- |
| 9- MC 50 PS S3 E2/E3 | 19- |
| 10- MC 60 PS S3 E2/E3 | 20- |

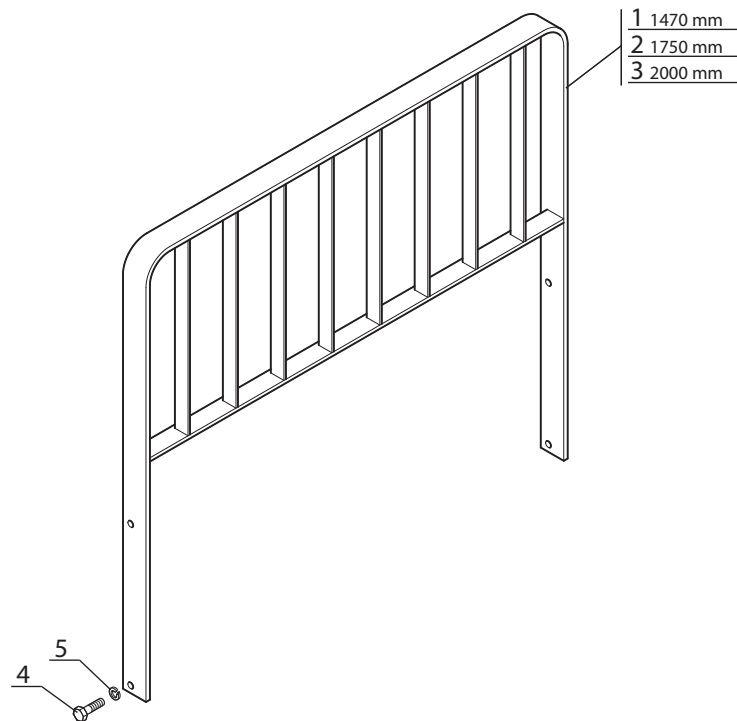
| Rep Hinw Fig Item Rif | Numéro Teil-Nr Numero Part-Nr Part-Nr | Désignation Bezeichnung Descripcion Description Descrizione |
|-----------------------------------|---|--|
| 84 | 90630F713571 | Chaîne complète (135 Maillons) - Kompletter kette (135 Glied) Cadena completa (135 Eslabón) - Complete chain (135 Link) Catena completo (135 Maglie) - |

| 1 | 2 | 3 | 4 | 5 | 6 | 7 | 8 | 9 | 10 | 11 | 12 | 13 | 14 | 15 | 16 | 17 | 18 | 19 | 20 | |
|---|---|---|---|---|---|---|---|---|----|----|----|----|----|----|----|----|----|----|----|--|
| | 2 | 2 | 2 | 2 | | | | | | | | 2 | | | | | | | | |

5 AC 10

DOSSERET DE CHARGE
RÜCKLEHNETRAGLAST
COSTILLA DE CARGA
BACK LOAD REST
SPONDA DI CARICO

M 26-2 S.3 / M 30-2 S.3
M 26-4 S.3 / M 30-4 S.3
MC 30 S.3 / M-X 30-4 S.3



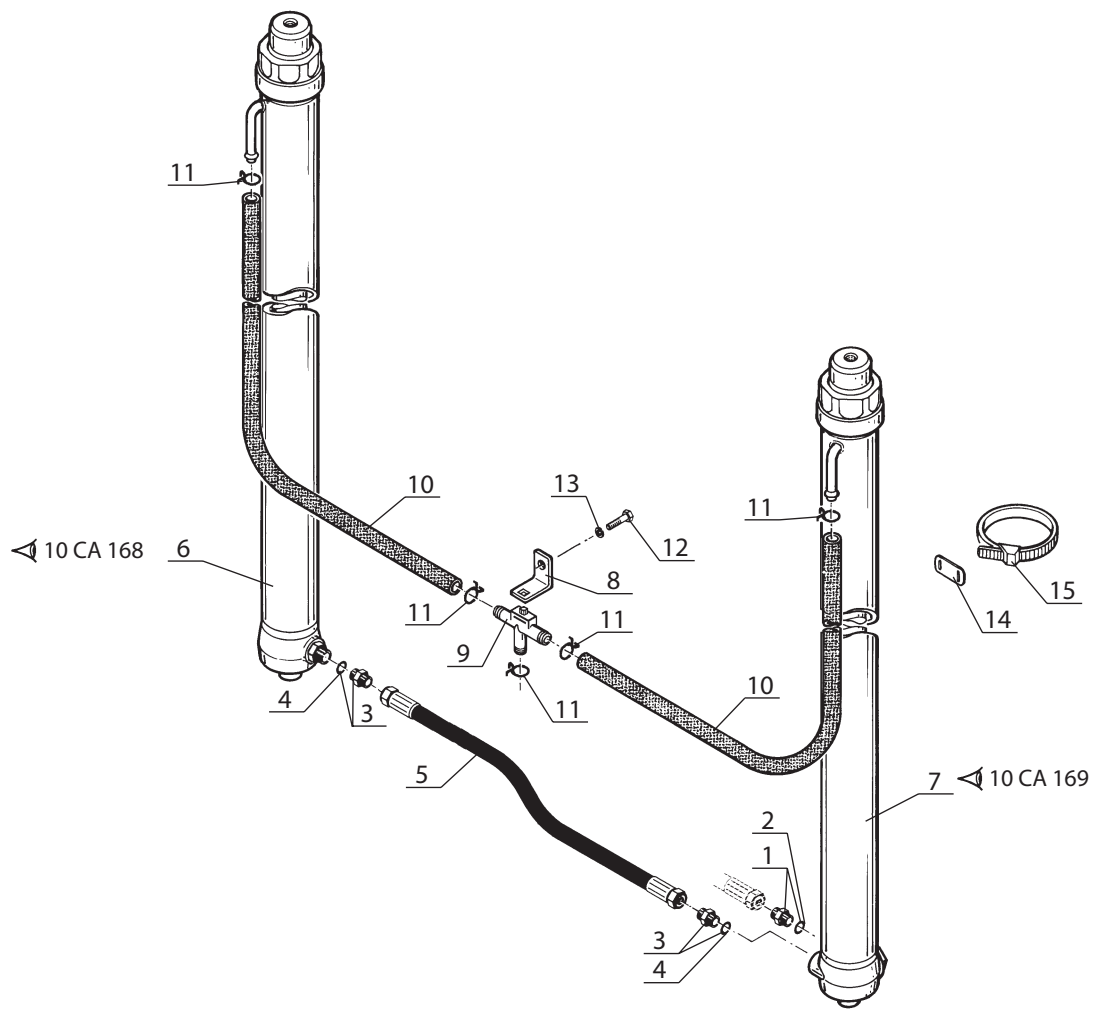
Catalogue : 647010

| 1 | Catalogue : 647010 | | | Qté-Menge-Cant-Qty-Q.ta | | | | | | | | | | | | | | | | 5 AC | 10 | M | | |
|---|-----------------------|--|--|-------------------------|---|---|---|---|---|---|---|---|----|----|----|----|----|----|----|------|----|----|----|--|
| | Rep Hinw Fig Item Rif | Numéro Teil-Nr Numero Part-Nr Part-Nr | Désignation Bezeichnung Description Description | 1 | 2 | 3 | 4 | 5 | 6 | 7 | 8 | 9 | 10 | 11 | 12 | 13 | 14 | 15 | 16 | 17 | 18 | 19 | 20 | |
| | | | DOSSERET DE CHARGE RÜCKLEHNETRAGLAST COSTILLA DE CARGA BACK LOAD REST SPONDA DI CARICO | | | | | | | | | | | | | | | | | | | | | |
| 1 | 63807F303071 | Dosseret de charge, nu (1470 mm) Rücklehnmetraglast, allein Costilla de carga, solo - Back load rest, stripped Sponda di carico, nudo - | 1 | 1 | 1 | 1 | | | | 1 | | | | | 1 | | | | | | | | | |
| 2 | 221606 | Dosseret de charge, nu (1750 mm) Rücklehnmetraglast, allein Costilla de carga, solo - Back load rest, stripped Sponda di carico, nudo - | 1 | 1 | 1 | 1 | | | | 1 | | | | | 1 | | | | | | | | | |
| 3 | 221607 | Dosseret de charge, nu (2000 mm) Rücklehnmetraglast, allein Costilla de carga, solo - Back load rest, stripped Sponda di carico, nudo - | 1 | 1 | 1 | 1 | | | | 1 | | | | | 1 | | | | | | | | | |
| 4 | 53514 | Vis H,M14-150- 35-8.8-ZN8/C - Schraube Tornillo - Screw Vite - | 4 | 4 | 4 | 4 | | | | 4 | | | | | 4 | | | | | | | | | |
| 5 | 42256 | Rondelle W14 ZN - Unterlegscheibe Arandela - Washer Rondella - | 4 | 4 | 4 | 4 | | | | 4 | | | | | 4 | | | | | | | | | |

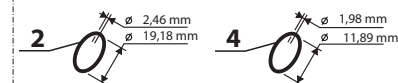
10 AC 46

HYDRAULIQUE (Branchement, vérin d'élévation)
HYDRAULIK (Rohranschluss, hubzylinder)
HIDRAULICO (Derivación, cilindro de elevación)
HYDRAULIC (Branch connection, lifting cylinder)
IDRAULICO (Diramazione, cilindro di sollevamento)

M 26-2 S.3 / M 30-2 S.3
M 26-4 S.3 / M 30-4 S.3
MC 30 S.3 / M-X 30-4 S.3



POUR FLEXIBLE ET RACCORD
FÜR SCHLAUCH UND VERSCHRAUBUNG
PARA FLEXIBLE Y RACOR
FOR HOSE AND CONNECTION
PER FLESSIBILE E RACCORDO



Catalogue : 647010

| 1 | HYDRAULIQUE (Branchement vérin d'élévation) HYDRAULIK (Rohranschluss hubzylinder) HIDRAULICO (Derivación cilindro de elevación) HYDRAULIC (Branch connection lifting cylinder) IDRAULICO (Divamazione cilindro di sollevamento) | | | Qté-Menge-Cant-Qty-Q.ta | | | | | | | | | | 10 AC | | 46 | | M | | | | | |
|----|---|--|---|-------------------------|---|---|---|---|---|---|---|---|----|-------|----|----|----|---|----|----|----|----|----|
| | Rep Hinw Fig Item Rif | Numéro Teil-Nr Numero Part-Nr Part-Nr | Désignation Bezeichnung Description Description | 1 | 2 | 3 | 4 | 5 | 6 | 7 | 8 | 9 | 10 | 11 | 12 | 13 | 14 | | 15 | 16 | 17 | 18 | 19 |
| 1 | 96421F155571 | Raccord Union Racor Raccordo | - Verschraubung - Connection - | 1 | 1 | 1 | 1 | | | 1 | | | | | 1 | | | | | | | | |
| 2 | 48905 | Joint torique Junta torica Anello OR | - "O" ring - "O" ring - | 1 | 1 | 1 | 1 | | | 1 | | | | | 1 | | | | | | | | |
| 3 | 96421F093371 | Raccord Union Racor Raccordo | - Verschraubung - Connection - | 2 | 2 | 2 | 2 | | | 2 | | | | | 2 | | | | | | | | |
| 4 | 177743 | Joint torique Junta tórica Anello OR | - "O" ring - "O" ring - | 2 | 2 | 2 | 2 | | | 2 | | | | | 2 | | | | | | | | |
| 5 | 218638 | Flexible (Lg 580) Flexible Flessibile | - Schlauch - Hose - | 1 | 1 | 1 | 1 | | | 1 | | | | | 1 | | | | | | | | |
| 8 | 209531 | Support Soporte Supporto | - Träger - Bracket - | 1 | 1 | 1 | 1 | | | 1 | | | | | 1 | | | | | | | | |
| 9 | 681992360071 | Tubulure de retour Tobera de retorno Tubo introduzione ritorno | - Rückleitung - Return pipe - | 1 | 1 | 1 | 1 | | | 1 | | | | | 1 | | | | | | | | |
| 10 | 203155 | Durit (Lg 1550) Tubo flexible Manicotto | - Schlauch - Hose - | 2 | 2 | 2 | 2 | | | 2 | | | | | 2 | | | | | | | | |
| 10 | 203156 | Durit (Lg 1650) Tubo flexible Manicotto | - Schlauch - Hose - | 2 | 2 | 2 | 2 | | | 2 | | | | | 2 | | | | | | | | |
| 10 | 203158 | Durit (Lg 2050) Tubo flexible Manicotto | - Schlauch - Hose - | 2 | 2 | 2 | 2 | | | 2 | | | | | 2 | | | | | | | | |
| 10 | 203159 | Durit (Lg 2300) Tubo flexible Manicotto | - Schlauch - Hose - | 2 | 2 | 2 | 2 | | | 2 | | | | | 2 | | | | | | | | |

+

Catalogue : 647010

2

HYDRAULIQUE (Branchement vérin d'élévation)
 HYDRAULIK (Rohranschluss hubzylinder)
 HIDRAULICO (Derivación cilindro de elevación)
 HYDRAULIC (Branch connection lifting cylinder)
 IDRAULICO (Divamazione cilindro di sollevamento)

Qté-Menge-Cant-Qty-Q.ta

10 AC

46

M

| | |
|-----------------------|-----------------------|
| 1- M 26-2 S3 E2/E3 | 11- MC 70 PS S3 E2/E3 |
| 2- M 30-2 S3 E2/E3 | 12- M-X 30-4 S3-E3 |
| 3- M 26-4 S3 E2/E3 | 13- M-X 50-4 S3-E3 |
| 4- M 30-4 S3 E2/E3 | 14- M-X 70-2 S3-E3 |
| 5- M 40-4 S3 E2/E3 | 15- |
| 6- M 50-4 S3 E2/E3 | 16- |
| 7- MC 30 S3 E2/E3 | 17- |
| 8- MC 40 PS S3 E2/E3 | 18- |
| 9- MC 50 PS S3 E2/E3 | 19- |
| 10- MC 60 PS S3 E2/E3 | 20- |

| Rep Hinw Fig Item Rif | Numéro Teil-Nr Numero Part-Nr Part-Nr | Désignation Bezeichnung Description Descrizione | | | | | | | | | | | | | | | | | | | | |
|-----------------------------------|---|--|------------------------------------|---|---|---|---|---|---|---|---|----|----|----|----|----|----|----|----|----|----|----|
| | | | 1 | 2 | 3 | 4 | 5 | 6 | 7 | 8 | 9 | 10 | 11 | 12 | 13 | 14 | 15 | 16 | 17 | 18 | 19 | 20 |
| 10 | 207557 | Durit (Lg 2550) Tubo flexible Manicotto | - Schlauch - Hose - | 2 | 2 | 2 | 2 | | | | | | | | | | | | | | | |
| 10 | 220508 | Durit (Lg 2800) Tubo flexible Manicotto | - Schlauch - Hose - | 2 | 2 | 2 | 2 | | | | | | | | | | | | | | | |
| 10 | 220509 | Durit (Lg 1850) Tubo flexible Manicotto | - Schlauch - Hose - | 2 | 2 | 2 | 2 | | | | | | | | | | | | | | | |
| 10 | 232145 | Durit (Lg 3050) Tubo flexible Manicotto | - Schlauch - Hose - | 2 | 2 | 2 | 2 | | | | | | | | | | | | | | | |
| 10 | 90640F214571 | Durit (Lg 1455) Tubo flexible Manicotto | - Schlauch - Hose - | 2 | 2 | 2 | 2 | | | | | | | | | | | | | | | |
| 11 | 211071 | Collier Abrazadera Fascetta | - Spannschelle - Clamp - | 5 | 5 | 5 | 5 | | | | | | | | | | | | | | | |
| 12 | 42347 | Vis H,M 8- 20-8.8-ZN8/C Tornillo Vite | - Schraube - Screw - | 1 | 1 | 1 | 1 | | | | | | | | | | | | | | | |
| 13 | 42325 | Rondelle W 8 ZN Arandela Rondella | - Unterlegscheibe - Washer - | 1 | 1 | 1 | 1 | | | | | | | | | | | | | | | |
| 14 | 206181 | Plaquette Placa Piastrina | - Platte - Plate - | 4 | 4 | 4 | 4 | | | | | | | | | | | | | | | |
| 15 | 206182 | Collier Abrazadera Fascetta | - Spannschelle - Clamp - | 4 | 4 | 4 | 4 | | | | | | | | | | | | | | | |

10 AD 104

KIT HYDRAULIQUE ACCESSOIRE 3ème ELEMENT (Double effet)
 KIT 3er ELEMENT ZUBEHOR HYDRAULIK (Doppeltwirkend)
 KIT HIDRAULICO ACCESSORIO 3ro ELEMENTO (Doble efecto)
 3rd ELEMENT ATTACHMENT HYDRAULIC KIT (Double-acting)
 KIT IDRAULICO ACCESSORIO 3 ELEMENTO (Doppio effetto)

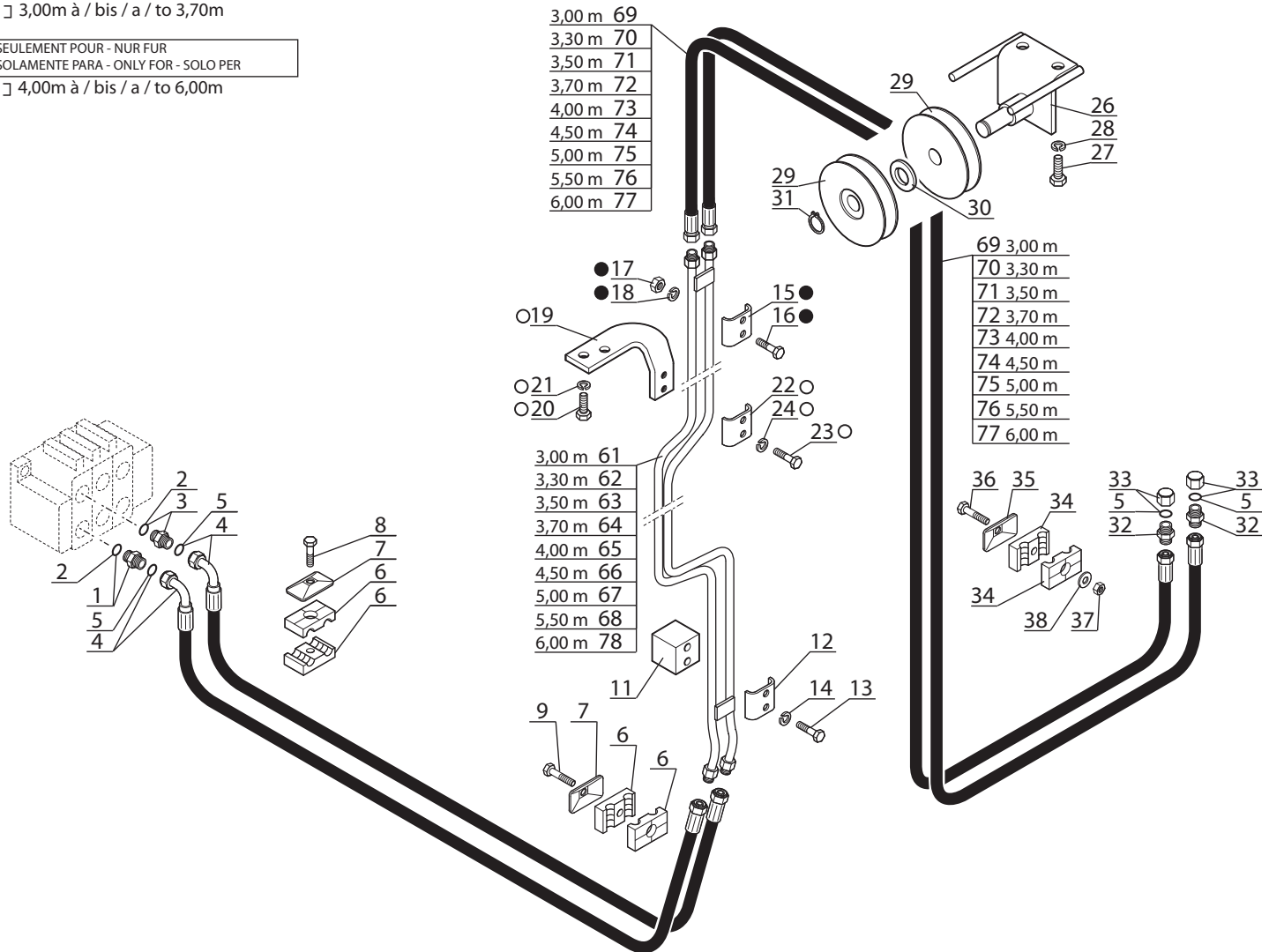
M 26-2 S.3 / M 30-2 S.3
M 26-4 S.3 / M 30-4 S.3
MC 30 S.3 / M-X 30-4 S.3

- SEULEMENT POUR - NUR FÜR
 SOLAMENTE PARA - ONLY FOR - SOLO PER
 □ 3,00m à / bis / a / to 3,70m
- SEULEMENT POUR - NUR FÜR
 SOLAMENTE PARA - ONLY FOR - SOLO PER
 □ 4,00m à / bis / a / to 6,00m

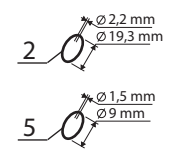
KIT COMPLET, VOIR NOMENCLATURE
 KOMPLETTER KIT, SIEHE STÜCKLISTE
 JUEGO COMPLETO, VER NOMENCLATURA
 COMPLETE KIT, SEE NOMENCLATURE
 KIT COMPLETO, VEDERE NOMENCLATURA

Rep - Hinw - Fig - Item - Sequenza

60



POUR FLEXIBLE ET RACCORD
 FÜR SCHLAUCH UND VERSCHRAUBUNG
 PARA FLEXIBLE Y RACOR
 FOR HOSE AND CONNECTION
 PER FLESSIBILE E RACCORDO



Catalogue : 647010

KIT HYDRAULIQUE ACCESSOIRE 3ème ELEMENT (Double effet)
 KIT 3er ELEMENT ZUBEHOR HYDRAULIK (Doppelt wirkend)
 KIT HIDRAULICO ACCESORIO 3ro ELEMENTO (Doble efecto)
 3rd ELEMENT ATTACHMENT HYDRAULIC KIT (Double-acting)
 KIT IDRAULICO ACCESSORIO 3 ELEMENTO (Doppio effetto)

| Qté-Menge-Cant-Qty-Q.ta | | | | 10 AD | 104 |
|-------------------------|----|------|-------------|-------|-------------------|
| 1- | M | 26-2 | S3 E2/E3 | 11- | MC 70 PS S3 E2/E3 |
| 2- | M | 30-2 | S3 E2/E3 | 12- | M-X 30-4 S3-E3 |
| 3- | M | 26-4 | S3 E2/E3 | 13- | M-X 50-4 S3-E3 |
| 4- | M | 30-4 | S3 E2/E3 | 14- | M-X 70-2 S3-E3 |
| 5- | M | 40-4 | S3 E2/E3 | 15- | |
| 6- | M | 50-4 | S3 E2/E3 | 16- | |
| 7- | MC | 30 | S3 E2/E3 | 17- | |
| 8- | MC | 40 | PS S3 E2/E3 | 18- | |
| 9- | MC | 50 | PS S3 E2/E3 | 19- | |
| 10- | MC | 60 | PS S3 E2/E3 | 20- | |

M

| Rep Hinw Fig Item Rif | Número Teil-Nr Numero Part-Nr Part-Nr | Désignation Bezeichnung Descripcion Description Descrizione | 1 | 2 | 3 | 4 | 5 | 6 | 7 | 8 | 9 | 10 | 11 | 12 | 13 | 14 | 15 | 16 | 17 | 18 | 19 | 20 | |
|-----------------------------------|---|---|---|---|---|---|---|---|---|---|---|----|----|----|----|----|----|----|----|----|----|----|--|
| 1 | 173038 | Raccord Union Racor Raccordo - Verschraubung - Connection - | 1 | 1 | 1 | 1 | | | 1 | | | | | 1 | | | | | | | | | |
| 2 | 169373 | Joint torique Junta tórica Anello OR - "0" ring - "0" ring - | X | X | X | X | | | X | | | | | X | | | | | | | | | |
| 3 | 168906 | Raccord Union Prolongateur Racor Raccordo - Verschraubung - Connection - | 1 | 1 | 1 | 1 | | | 1 | | | | | 1 | | | | | | | | | |
| 4 | 219962 | Flexible (Lg 1850) Flexible Flessibile - Schlauch - Hose - | 2 | 2 | 2 | 2 | | | 2 | | | | | 2 | | | | | | | | | |
| 5 | 190874 | Joint torique Junta tórica Anello OR - "0" ring - "0" ring - | X | X | X | X | | | X | | | | | X | | | | | | | | | |
| 6 | 168758 | Demi-collier Media abrazadera Fascetta - Halb-klemme - Half-clamp - | 4 | 4 | 4 | 4 | | | 4 | | | | | 4 | | | | | | | | | |
| 7 | 168494 | Plaque de protection Placa de protección Piastra di protezione - Schutzplatte - Protection plate - | 2 | 2 | 2 | 2 | | | 2 | | | | | 2 | | | | | | | | | |
| 8 | 61323 | Vis H,M 8- 35-8.8-ZN8/C Tornillo Vite - Schraube - Screw - | 1 | 1 | 1 | 1 | | | 1 | | | | | 1 | | | | | | | | | |
| 9 | 58530 | Vis H,M 8- 45-8.8-ZN8/C Tornillo Vite - Schraube - Screw - | 1 | 1 | 1 | 1 | | | 1 | | | | | 1 | | | | | | | | | |
| 11 | 216546 | Entretoise Separador Distanziale - Querstrebe - Spacer - | 1 | 1 | 1 | 1 | | | 1 | | | | | 1 | | | | | | | | | |
| 12 | 68724F203071 | Bride Flangia Flangia - Brida - Flange - | 1 | 1 | 1 | 1 | | | 1 | | | | | 1 | | | | | | | | | |

+

Catalogue : 647010

2

KIT HYDRAULIQUE ACCESSOIRE 3ème ELEMENT (Double effet)
 KIT 3er ELEMENT ZUBEHOR HYDRAULIK (Doppelt wirkend)
 KIT HIDRAULICO ACCESORIO 3ro ELEMENTO (Doble efecto)
 3rd ELEMENT ATTACHMENT HYDRAULIC KIT (Double-acting)
 KIT IDRAULICO ACCESSORIO 3 ELEMENTO (Doppio effetto)

Qté-Menge-Cant-Qty-Q.ta

10 AD

104

M

| | | | | | | | | | | |
|-----|----|------|----|-------|-------|-----|------|-------|----|-------|
| 1- | M | 26-2 | S3 | E2/E3 | 11- | MC | 70 | PS | S3 | E2/E3 |
| 2- | M | 30-2 | S3 | E2/E3 | 12- | M-X | 30-4 | S3-E3 | | |
| 3- | M | 26-4 | S3 | E2/E3 | 13- | M-X | 50-4 | S3-E3 | | |
| 4- | M | 30-4 | S3 | E2/E3 | 14- | M-X | 70-2 | S3-E3 | | |
| 5- | M | 40-4 | S3 | E2/E3 | 15- | | | | | |
| 6- | M | 50-4 | S3 | E2/E3 | 16- | | | | | |
| 7- | MC | 30 | S3 | E2/E3 | 17- | | | | | |
| 8- | MC | 40 | PS | S3 | E2/E3 | 18- | | | | |
| 9- | MC | 50 | PS | S3 | E2/E3 | 19- | | | | |
| 10- | MC | 60 | PS | S3 | E2/E3 | 20- | | | | |

| Rep Hinw Fig Item Rif | Número Teil-Nr Numero Part-Nr Part-Nr | Désignation Bezeichnung Descripcion Description Descrizione | 1 | 2 | 3 | 4 | 5 | 6 | 7 | 8 | 9 | 10 | 11 | 12 | 13 | 14 | 15 | 16 | 17 | 18 | 19 | 20 | |
|-----------------------------------|---|---|---|---|---|---|---|---|---|---|---|----|----|----|----|----|----|----|----|----|----|----|--|
| 13 | 60483 | Vis H,M 8- 70-8.8-ZN8/C Tornillo Vite - Schraube - Screw - | 2 | 2 | 2 | 2 | | | 2 | | | | | 2 | | | | | | | | | |
| 14 | 42325 | Rondelle W 8 ZN Arandela Rondella - Unterlegscheibe - Washer - | 2 | 2 | 2 | 2 | | | 2 | | | | | 2 | | | | | | | | | |
| 15 | 68724F203071 | Bride Flangia Flangia - Brida - Flange - | 1 | 1 | 1 | 1 | | | 1 | | | | | 1 | | | | | | | | | |
| 16 | 63754 | Vis H,M 8- 30-8.8-ZN8/C Tornillo Vite - Schraube - Screw - | 2 | 2 | 2 | 2 | | | 2 | | | | | 2 | | | | | | | | | |
| 17 | 58528 | Ecrou H ,M 8 ZN Tuerca Dado - Mutter - Nut - | 2 | 2 | 2 | 2 | | | 2 | | | | | 2 | | | | | | | | | |
| 18 | 42325 | Rondelle W 8 ZN Arandela Rondella - Unterlegscheibe - Washer - | 2 | 2 | 2 | 2 | | | 2 | | | | | 2 | | | | | | | | | |
| 19 | 68681F203071 | Support Soporte Supporto - Träger - Bracket - | 1 | 1 | 1 | 1 | | | 1 | | | | | 1 | | | | | | | | | |
| 20 | 164436 | Vis H,M10-125- 20-8.8-ZN8/C Tornillo Vite - Schraube - Screw - | 2 | 2 | 2 | 2 | | | 2 | | | | | 2 | | | | | | | | | |
| 21 | 42232 | Rondelle W10 ZN Arandela Rondella - Unterlegscheibe - Washer - | 2 | 2 | 2 | 2 | | | 2 | | | | | 2 | | | | | | | | | |
| 22 | 68724F203071 | Bride Flangia Flangia - Brida - Flange - | 1 | 1 | 1 | 1 | | | 1 | | | | | 1 | | | | | | | | | |
| 23 | 57446 | Vis H,M 8- 25-8.8-ZN8/C Tornillo Vite - Schraube - Screw - | 2 | 2 | 2 | 2 | | | 2 | | | | | 2 | | | | | | | | | |

+

Catalogue : 647010

3

KIT HYDRAULIQUE ACCESSOIRE 3ème ELEMENT (Double effet)
 KIT 3er ELEMENT ZUBEHOR HYDRAULIK (Doppelt wirkend)
 KIT HIDRAULICO ACCESORIO 3ro ELEMENTO (Doble efecto)
 3rd ELEMENT ATTACHMENT HYDRAULIC KIT (Double-acting)
 KIT IDRAULICO ACCESSORIO 3 ELEMENTO (Doppio effetto)

| Qté-Menge-Cant-Qty-Q.ta | 10 AD | 104 |
|-------------------------|-----------------------|-----|
| 1- M 26-2 S3 E2/E3 | 11- MC 70 PS S3 E2/E3 | |
| 2- M 30-2 S3 E2/E3 | 12- M-X 30-4 S3-E3 | |
| 3- M 26-4 S3 E2/E3 | 13- M-X 50-4 S3-E3 | |
| 4- M 30-4 S3 E2/E3 | 14- M-X 70-2 S3-E3 | |
| 5- M 40-4 S3 E2/E3 | 15- | |
| 6- M 50-4 S3 E2/E3 | 16- | |
| 7- MC 30 S3 E2/E3 | 17- | |
| 8- MC 40 PS S3 E2/E3 | 18- | |
| 9- MC 50 PS S3 E2/E3 | 19- | |
| 10- MC 60 PS S3 E2/E3 | 20- | |

M

| Rep Hinw Fig Item Rif | Numéro Teil-Nr Numero Part-Nr Part-Nr | Désignation Bezeichnung Description Description | 1 | 2 | 3 | 4 | 5 | 6 | 7 | 8 | 9 | 10 | 11 | 12 | 13 | 14 | 15 | 16 | 17 | 18 | 19 | 20 | |
|-----------------------|---------------------------------------|--|---|---|---|---|---|---|---|---|---|----|----|----|----|----|----|----|----|----|----|----|--|
| 24 | 42325 | Rondelle W 8 ZN Arandela Rondella | - Unterlegscheibe - Washer - | 2 | 2 | 2 | 2 | | 2 | | | | | 2 | | | | | | | | | |
| 26 | 212422 | Support poulie Soporte polea Supporto puleggia | - Riemen träger - Bracket pulley - | 1 | 1 | 1 | 1 | | 1 | | | | | 1 | | | | | | | | | |
| 27 | 212972 | Vis H,M12-125- 20-8.8-ZN8/C Tornillo Vite | - Schraube - Screw - | 2 | 2 | 2 | 2 | | 2 | | | | | 2 | | | | | | | | | |
| 28 | 42231 | Rondelle W12 ZN Arandela Rondella | - Unterlegscheibe - Washer - | 2 | 2 | 2 | 2 | | 2 | | | | | 2 | | | | | | | | | |
| 29 | 213011 | Poulie Polea Puleggia | - Riemen - Pulley - | 2 | 2 | 2 | 2 | | 2 | | | | | 2 | | | | | | | | | |
| 30 | 213021 | Rondelle SP 20,5x 30 x 1 Arandela Rondella | - Unterlegscheibe - Washer - | 1 | 1 | 1 | 1 | | 1 | | | | | 1 | | | | | | | | | |
| 31 | 30547 | Circlips Aro retén Anello elastico | - Sicherungsring - Circlip - | 1 | 1 | 1 | 1 | | 1 | | | | | 1 | | | | | | | | | |
| 32 | 203467 | Raccord Union Passe-cloison Racor Raccordo | - Verschraubung - Connection - | 2 | 2 | 2 | 2 | | 2 | | | | | 2 | | | | | | | | | |
| 33 | 168781 | Bouchon Tapón Tappo | - Stopfen - Plug - | 2 | 2 | 2 | 2 | | 2 | | | | | 2 | | | | | | | | | |
| 34 | 168758 | Demi-collier Media abrazadera Fascetta | - Halb-klemme - Half-clamp - | 2 | 2 | 2 | 2 | | 2 | | | | | 2 | | | | | | | | | |
| 35 | 168494 | Plaque de protection Placa de protección Piastra di protezione | - Schützplatte - Protection plate - | 1 | 1 | 1 | 1 | | 1 | | | | | 1 | | | | | | | | | |

+

Catalogue : 647010

4

KIT HYDRAULIQUE ACCESSOIRE 3ème ELEMENT (Double effet)
 KIT 3er ELEMENT ZUBEHOR HYDRAULIK (Doppelt wirkend)
 KIT HIDRAULICO ACCESORIO 3ro ELEMENTO (Doble efecto)
 3rd ELEMENT ATTACHMENT HYDRAULIC KIT (Double-acting)
 KIT IDRAULICO ACCESSORIO 3 ELEMENTO (Doppio effetto)

| Qté-Menge-Cant-Qty-Q.ta | | | | | | | | | | 10 AD | 104 | |
|-------------------------|----|------|----|-------|-------|-----|------|-------|----|-------|-----|--|
| 1- | M | 26-2 | S3 | E2/E3 | 11- | MC | 70 | PS | S3 | E2/E3 | | |
| 2- | M | 30-2 | S3 | E2/E3 | 12- | M-X | 30-4 | S3-E3 | | | | |
| 3- | M | 26-4 | S3 | E2/E3 | 13- | M-X | 50-4 | S3-E3 | | | | |
| 4- | M | 30-4 | S3 | E2/E3 | 14- | M-X | 70-2 | S3-E3 | | | | |
| 5- | M | 40-4 | S3 | E2/E3 | 15- | | | | | | | |
| 6- | M | 50-4 | S3 | E2/E3 | 16- | | | | | | | |
| 7- | MC | 30 | S3 | E2/E3 | 17- | | | | | | | |
| 8- | MC | 40 | PS | S3 | E2/E3 | 18- | | | | | | |
| 9- | MC | 50 | PS | S3 | E2/E3 | 19- | | | | | | |
| 10- | MC | 60 | PS | S3 | E2/E3 | 20- | | | | | | |

M

| Rep Hinw Fig Item Rif | Numéro Teil-Nr Numero Part-Nr Part-Nr | Désignation Bezeichnung Descripcion Description Descrizione | Qté-Menge-Cant-Qty-Q.ta | | | | | | | | | | | | | | | | | | | |
|-----------------------------------|---|--|------------------------------------|---|---|---|---|---|---|---|---|----|----|----|----|----|----|----|----|----|----|----|
| | | | 1 | 2 | 3 | 4 | 5 | 6 | 7 | 8 | 9 | 10 | 11 | 12 | 13 | 14 | 15 | 16 | 17 | 18 | 19 | 20 |
| 36 | 6224 | Vis H,M 8- 40-8.8-ZN8/C Tornillo Vite | - Schraube - Screw - | 1 | 1 | 1 | 1 | | | | 1 | | | | | | | 1 | | | | |
| 37 | 58528 | Ecrou H ,M 8 ZN Tuerca Dado | - Mutter - Nut - | 1 | 1 | 1 | 1 | | | | 1 | | | | | | | 1 | | | | |
| 38 | 29468 | Rondelle L 8 ZN12C/FE Arandela Rondella | - Unterlegscheibe - Washer - | 1 | 1 | 1 | 1 | | | | 1 | | | | | | | 1 | | | | |
| 60 | 234926 | Kit hydraulique accessoire complet (mât 6,00 m) Kompletter kit zübehor hydraulik (hubmast 6,00 m) Kit hidraulico accesorio completo (mástil 6,00 m) Complete attachment hydraulic kit (mast 6,00 m) Kit idraulico accessorio completo (rampa 6,00 m) | | 1 | 1 | 1 | 1 | | | | 1 | | | | | | | 1 | | | | |
| 60 | 570040 | Kit hydraulique accessoire complet (mât 3,00 m) Kompletter kit zübehor hydraulik (hubmast 3,00 m) Kit hidraulico accesorio completo (mástil 3,00 m) Complete attachment hydraulic kit (mast 3,00 m) Kit idraulico accessorio completo (rampa 3,00 m) | | 1 | 1 | 1 | 1 | | | | 1 | | | | | | | 1 | | | | |
| 60 | 570041 | Kit hydraulique accessoire complet (mât 3,30 m) Kompletter kit zübehor hydraulik (hubmast 3,30 m) Kit hidraulico accesorio completo (mástil 3,30 m) Complete attachment hydraulic kit (mast 3,30 m) Kit idraulico accessorio completo (rampa 3,30 m) | | 1 | 1 | 1 | 1 | | | | 1 | | | | | | | 1 | | | | |
| 60 | 570042 | Kit hydraulique accessoire complet (mât 3,50 m) Kompletter kit zübehor hydraulik (hubmast 3,50 m) Kit hidraulico accesorio completo (mástil 3,50 m) Complete attachment hydraulic kit (mast 3,50 m) Kit idraulico accessorio completo (rampa 3,50 m) | | 1 | 1 | 1 | 1 | | | | 1 | | | | | | | 1 | | | | |
| 60 | 570043 | Kit hydraulique accessoire complet (mât 3,70 m) Kompletter kit zübehor hydraulik (hubmast 3,70 m) Kit hidraulico accesorio completo (mástil 3,70 m) Complete attachment hydraulic kit (mast 3,70 m) Kit idraulico accessorio completo (rampa 3,70 m) | | 1 | 1 | 1 | 1 | | | | 1 | | | | | | | 1 | | | | |

+

Catalogue : 647010

5

KIT HYDRAULIQUE ACCESSOIRE 3ème ELEMENT (Double effet)
 KIT 3er ELEMENT ZUBEHOR HYDRAULIK (Doppelt wirkend)
 KIT HIDRAULICO ACCESORIO 3ro ELEMENTO (Doble efecto)
 3rd ELEMENT ATTACHMENT HYDRAULIC KIT (Double-acting)
 KIT IDRAULICO ACCESSORIO 3 ELEMENTO (Doppio effetto)

Qté-Menge-Cant-Qty-Q.ta | 10 AD 104

M

| | | | | | | | | | | |
|-----|----|------|----|-------|-------|-----|------|-------|----|-------|
| 1- | M | 26-2 | S3 | E2/E3 | 11- | MC | 70 | PS | S3 | E2/E3 |
| 2- | M | 30-2 | S3 | E2/E3 | 12- | M-X | 30-4 | S3-E3 | | |
| 3- | M | 26-4 | S3 | E2/E3 | 13- | M-X | 50-4 | S3-E3 | | |
| 4- | M | 30-4 | S3 | E2/E3 | 14- | M-X | 70-2 | S3-E3 | | |
| 5- | M | 40-4 | S3 | E2/E3 | 15- | | | | | |
| 6- | M | 50-4 | S3 | E2/E3 | 16- | | | | | |
| 7- | MC | 30 | S3 | E2/E3 | 17- | | | | | |
| 8- | MC | 40 | PS | S3 | E2/E3 | 18- | | | | |
| 9- | MC | 50 | PS | S3 | E2/E3 | 19- | | | | |
| 10- | MC | 60 | PS | S3 | E2/E3 | 20- | | | | |

| Rep Hinw Fig Item Rif | Numéro Teil-Nr Numero Part-Nr Part-Nr | Désignation Bezeichnung Descripcion Description Descrizione |
|-----------------------------------|---|--|
| 60 | 570044 | Kit hydraulique accessoire complet (mât 4,00 m) Kompletter kit zübehör hydraulik (hubmast 4,00 m) Kit hidraulico accesorio completo (mástil 4,00 m) Complete attachment hydraulic kit (mast 4,00 m) Kit idraulico accessorio completo (rampa 4,00 m) |
| 60 | 570045 | Kit hydraulique accessoire complet (mât 4,50 m) Kompletter kit zübehör hydraulik (hubmast 4,50 m) Kit hidraulico accesorio completo (mástil 4,50 m) Complete attachment hydraulic kit (mast 4,50 m) Kit idraulico accessorio completo (rampa 4,50 m) |
| 60 | 570046 | Kit hydraulique accessoire complet (mât 5,00 m) Kompletter kit zübehör hydraulik (hubmast 5,00 m) Kit hidraulico accesorio completo (mástil 5,00 m) Complete attachment hydraulic kit (mast 5,00 m) Kit idraulico accessorio completo (rampa 5,00 m) |
| 60 | 570047 | Kit hydraulique accessoire complet (mât 5,50 m) Kompletter kit zübehör hydraulik (hubmast 5,50 m) Kit hidraulico accesorio completo (mástil 5,50 m) Complete attachment hydraulic kit (mast 5,50 m) Kit idraulico accessorio completo (rampa 5,50 m) |
| 61 | 212716 | Tube (mât 3,00 m) - Rohr (hubmast 3,00 m) Tubo (mástil 3,00 m) - Tube (mast 3,00 m) Tubo (rampa 3,00 m) - |
| 62 | 212717 | Tube (mât 3,30 m) - Rohr (hubmast 3,30 m) Tubo (mástil 3,30 m) - Tube (mast 3,30 m) Tubo (rampa 3,30 m) - |
| 63 | 212718 | Tube (mât 3,50 m) - Rohr (hubmast 3,50 m) Tubo (mástil 3,50 m) - Tube (mast 3,50 m) Tubo (rampa 3,50 m) - |
| 64 | 212719 | Tube (mât 3,70 m) - Rohr (hubmast 3,70 m) Tubo (mástil 3,70 m) - Tube (mast 3,70 m) Tubo (rampa 3,70 m) - |
| 65 | 212720 | Tube - Rohr Tubo - Tube Tubo - |

| 1 | 2 | 3 | 4 | 5 | 6 | 7 | 8 | 9 | 10 | 11 | 12 | 13 | 14 | 15 | 16 | 17 | 18 | 19 | 20 |
|---|---|---|---|---|---|---|---|---|----|----|----|----|----|----|----|----|----|----|----|
| 1 | 1 | 1 | 1 | | | 1 | | | | | 1 | | | | | | | | |
| | 1 | 1 | 1 | 1 | | 1 | | | | | 1 | | | | | | | | |
| | 1 | 1 | 1 | 1 | | 1 | | | | | 1 | | | | | | | | |
| | 1 | 1 | 1 | 1 | | 1 | | | | | 1 | | | | | | | | |
| | 1 | 1 | 1 | 1 | | 1 | | | | | 1 | | | | | | | | |
| | 1 | 1 | 1 | 1 | | 1 | | | | | 1 | | | | | | | | |
| | 1 | 1 | 1 | 1 | | 1 | | | | | 1 | | | | | | | | |
| | 1 | 1 | 1 | 1 | | 1 | | | | | 1 | | | | | | | | |

+

Catalogue : 647010

6

KIT HYDRAULIQUE ACCESSOIRE 3ème ELEMENT (Double effet)
 KIT 3er ELEMENT ZUBEHOR HYDRAULIK (Doppelt wirkend)
 KIT HIDRAULICO ACCESORIO 3ro ELEMENTO (Doble efecto)
 3rd ELEMENT ATTACHMENT HYDRAULIC KIT (Double-acting)
 KIT IDRAULICO ACCESSORIO 3 ELEMENTO (Doppio effetto)

| Qté-Menge-Cant-Qty-Q.ta | | | | | | | | | | 10 AD | 104 | |
|-------------------------|----|------|----|-------|-------|-----|------|-------|----|-------|-----|--|
| 1- | M | 26-2 | S3 | E2/E3 | 11- | MC | 70 | PS | S3 | E2/E3 | | |
| 2- | M | 30-2 | S3 | E2/E3 | 12- | M-X | 30-4 | S3-E3 | | | | |
| 3- | M | 26-4 | S3 | E2/E3 | 13- | M-X | 50-4 | S3-E3 | | | | |
| 4- | M | 30-4 | S3 | E2/E3 | 14- | M-X | 70-2 | S3-E3 | | | | |
| 5- | M | 40-4 | S3 | E2/E3 | 15- | | | | | | | |
| 6- | M | 50-4 | S3 | E2/E3 | 16- | | | | | | | |
| 7- | MC | 30 | S3 | E2/E3 | 17- | | | | | | | |
| 8- | MC | 40 | PS | S3 | E2/E3 | 18- | | | | | | |
| 9- | MC | 50 | PS | S3 | E2/E3 | 19- | | | | | | |
| 10- | MC | 60 | PS | S3 | E2/E3 | 20- | | | | | | |

M

| Rep Hinw Fig Item Rif | Numéro Teil-Nr Numero Part-Nr Part-Nr | Désignation Bezeichnung Descripcion Description Descrizione | Qté-Menge-Cant-Qty-Q.ta | | | | | | | | | | | | | | | | | | | |
|-----------------------------------|---|---|---------------------------|---|---|---|---|---|---|---|---|----|----|----|----|----|----|----|----|----|----|----|
| | | | 1 | 2 | 3 | 4 | 5 | 6 | 7 | 8 | 9 | 10 | 11 | 12 | 13 | 14 | 15 | 16 | 17 | 18 | 19 | 20 |
| 66 | 212720 | Tube Tubo Tubo | - Rohr - Tube - | 1 | 1 | 1 | 1 | | | | 1 | | | | | | | 1 | | | | |
| 67 | 212720 | Tube Tubo Tubo | - Rohr - Tube - | 1 | 1 | 1 | 1 | | | | 1 | | | | | | | 1 | | | | |
| 68 | 212720 | Tube Tubo Tubo | - Rohr - Tube - | 1 | 1 | 1 | 1 | | | | 1 | | | | | | | 1 | | | | |
| 69 | 96363F322571 | Flexible (Lg 2250) Flexible Flessibile | - Schlauch - Hose - | 2 | 2 | 2 | 2 | | | | 2 | | | | | | | 2 | | | | |
| 70 | 96363F324571 | Flexible (Lg 2450) Flexible Flessibile | - Schlauch - Hose - | 2 | 2 | 2 | 2 | | | | 2 | | | | | | | 2 | | | | |
| 71 | 211865 | Flexible (Lg 2600) Flexible Flessibile | - Schlauch - Hose - | 2 | 2 | 2 | 2 | | | | 2 | | | | | | | 2 | | | | |
| 72 | 96363F327071 | Flexible (Lg 2700) Flexible Flessibile | - Schlauch - Hose - | 2 | 2 | 2 | 2 | | | | 2 | | | | | | | 2 | | | | |
| 73 | 96363F330071 | Flexible (Lg 3000) Flexible Flessibile | - Schlauch - Hose - | 2 | 2 | 2 | 2 | | | | 2 | | | | | | | 2 | | | | |
| 74 | 96363F335071 | Flexible (Lg 3500) Flexible Flessibile | - Schlauch - Hose - | 2 | 2 | 2 | 2 | | | | 2 | | | | | | | 2 | | | | |
| 75 | 96363F338071 | Flexible (Lg 3800) Flexible Flessibile | - Schlauch - Hose - | 2 | 2 | 2 | 2 | | | | 2 | | | | | | | 2 | | | | |
| 76 | 96363F345071 | Flexible (Lg 4500) Flexible Flessibile | - Schlauch - Hose - | 2 | 2 | 2 | 2 | | | | 2 | | | | | | | 2 | | | | |

+

Catalogue : 647010

7

KIT HYDRAULIQUE ACCESSOIRE 3ème ELEMENT (Double effet)
 KIT 3er ELEMENT ZUBEHOR HYDRAULIK (Doppelt wirkend)
 KIT HIDRAULICO ACCESORIO 3ro ELEMENTO (Doble efecto)
 3rd ELEMENT ATTACHMENT HYDRAULIC KIT (Double-acting)
 KIT IDRAULICO ACCESSORIO 3 ELEMENTO (Doppio effetto)

| Qté-Menge-Cant-Qty-Q.ta | | | | | | | | | | 10 AD | 104 | | | |
|-------------------------|----|------|----|-------|-------|-----|------|----|----|-------|-----|--|--|--|
| 1- | M | 26-2 | S3 | E2/E3 | 11- | MC | 70 | PS | S3 | E2/E3 | | | | |
| 2- | M | 30-2 | S3 | E2/E3 | 12- | M-X | 30-4 | S3 | E3 | | | | | |
| 3- | M | 26-4 | S3 | E2/E3 | 13- | M-X | 50-4 | S3 | E3 | | | | | |
| 4- | M | 30-4 | S3 | E2/E3 | 14- | M-X | 70-2 | S3 | E3 | | | | | |
| 5- | M | 40-4 | S3 | E2/E3 | 15- | | | | | | | | | |
| 6- | M | 50-4 | S3 | E2/E3 | 16- | | | | | | | | | |
| 7- | MC | 30 | S3 | E2/E3 | 17- | | | | | | | | | |
| 8- | MC | 40 | PS | S3 | E2/E3 | 18- | | | | | | | | |
| 9- | MC | 50 | PS | S3 | E2/E3 | 19- | | | | | | | | |
| 10- | MC | 60 | PS | S3 | E2/E3 | 20- | | | | | | | | |

M

| Rep Hinw Fig Item Rif | Numéro Teil-Nr Numero Part-Nr Part-Nr | Désignation Bezeichnung Descripcion Description Descrizione | 1 | 2 | 3 | 4 | 5 | 6 | 7 | 8 | 9 | 10 | 11 | 12 | 13 | 14 | 15 | 16 | 17 | 18 | 19 | 20 |
|-----------------------------------|---|---|---|---|---|---|---|---|---|---|---|----|----|----|----|----|----|----|----|----|----|----|
| 77 | 96363F350071 | Flexible (Lg 5000) Flexible Flessibile | | 2 | 2 | 2 | 2 | | 2 | | | | | 2 | | | | | | | | |
| 78 | 212720 | Tube Tubo Tubo | | 1 | 1 | 1 | 1 | | 1 | | | | | 1 | | | | | | | | |

10 AD 105

KIT HYDRAULIQUE ACCESSOIRE 4ème ELEMENT (Double effet)
 KIT 4er ELEMENT ZUBEHOR HYDRAULIK (Doppeltwirkend)
 KIT HIDRAULICO ACCESSORIO 4ro ELEMENTO (Doble efecto)
 4rd ELEMENT ATTACHMENT HYDRAULIC KIT (Double-acting)
 KIT IDRAULICO ACCESSORIO 4 ELEMENTO (Doppio effetto)

M 26-2 S.3 / M 30-2 S.3
M 26-4 S.3 / M 30-4 S.3
MC 30 S.3 / M-X 30-4 S.3

○ SEULEMENT POUR - NUR FÜR
 SOLAMENTE PARA - ONLY FOR - SOLO PER
 □ □ 3,00m à / bis / a / to 3,70m

● SEULEMENT POUR - NUR FÜR
 SOLAMENTE PARA - ONLY FOR - SOLO PER
 □ □ 4,00m à / bis / a / to 6,00m

▲ SUIVANT MONTAGE
 NACH MONTAGE
 SEGUN MONTAJE
 AS MOUNTING
 SECONDO MONTAGGIO

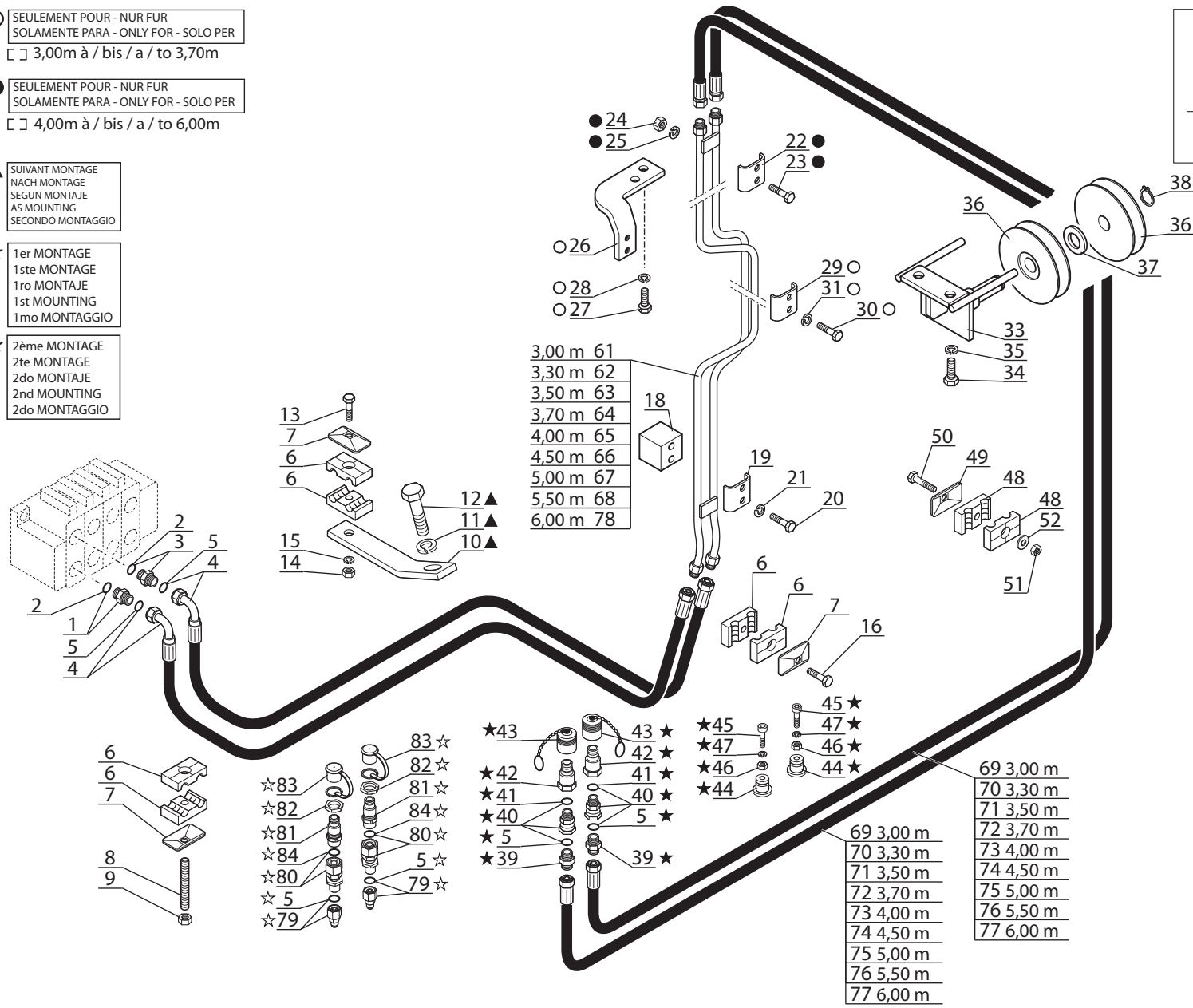
★ 1er MONTAGE
 1ste MONTAGE
 1ro MONTAJE
 1st MOUNTING
 1mo MONTAGGIO

☆ 2ème MONTAGE
 2te MONTAGE
 2do MONTAJE
 2nd MOUNTING
 2do MONTAGGIO

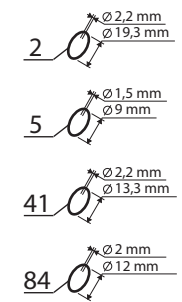
KIT COMPLET, VOIR NOMENCLATURE
 KOMPLETTER KIT, SIEHE STÜCKLISTE
 JUEGO COMPLETO, VER NOMENCLATURA
 COMPLETE KIT, SEE NOMENCLATURE
 KIT COMPLETO, VEDERE NOMENCLATURA

Rep - Hinw - Fig - Item - Sequenza

60



POUR FLEXIBLE ET RACCORD
 FÜR SCHLAUCH UND VERSCHRAUBUNG
 PARA FLEXIBLE Y RACOR
 FOR HOSE AND CONNECTION
 PER FLESSIBILE E RACCORDO



Catalogue : 647010

| 1 | KIT HYDRAULIQUE ACCESSOIRE 4ème ELEMENT (Double effet) KIT 4tr ELEMENT ZUBEHOR HYDRAULIK (Doppeltwirkend) KIT HIDRAULICO ACCESORIO 4to ELEMENTO (Doble efecto) 4th ELEMENT ATTACHMENT HYDRAULIC KIT (Double-acting) KIT IDRAULICO ACCESSORIO 4 ELEMENTO (Doppio effetto) | | | Qté-Menge-Cant-Qty-Q.ta | | | | | | | | | | 10 AD | | 105 | | M | | | | | |
|----|--|--|---|-------------------------|---|---|---|---|---|---|---|---|----|-------|----|-----|----|---|----|----|----|----|----|
| | Rep Hinw Fig Item Rif | Numéro Teil-Nr Numero Part-Nr Part-Nr | Désignation Bezeichnung Description Description | 1 | 2 | 3 | 4 | 5 | 6 | 7 | 8 | 9 | 10 | 11 | 12 | 13 | 14 | | 15 | 16 | 17 | 18 | 19 |
| 1 | 173038 | Raccord Union Racor Raccordo | - Verschraubung - Connection - | 1 | 1 | 1 | 1 | | | 1 | | | | | 1 | | | | | | | | |
| 2 | 169373 | Joint torique Junta tórica Anello OR | - "0" ring - "0" ring - | X | X | X | X | | | X | | | | | X | | | | | | | | |
| 3 | 168906 | Raccord Union Prolongateur Racor Raccordo | - Verschraubung - Connection - | 1 | 1 | 1 | 1 | | | 1 | | | | | 1 | | | | | | | | |
| 4 | 219963 | Flexible (Lg 2200) Flexible Flessibile | - Schlauch - Hose - | 2 | 2 | 2 | 2 | | | 2 | | | | | 2 | | | | | | | | |
| 5 | 190874 | Joint torique Junta tórica Anello OR | - "0" ring - "0" ring - | X | X | X | X | | | X | | | | | X | | | | | | | | |
| 6 | 168758 | Demi-collier Media abrazadera Fascetta | - Halb-klemme - Half-clamp - | 6 | 6 | 6 | 6 | | | 6 | | | | | 6 | | | | | | | | |
| 7 | 168494 | Plaque de protection Placa de protección Piastra di protezione | - Schutzplatte - Protection plate - | 3 | 3 | 3 | 3 | | | 3 | | | | | 3 | | | | | | | | |
| 8 | 55475 | Tige fileté M8 (Lg 90) Varilla fileteada Stelo filettato | - Schraubenspindel - Screwed spindle - | 1 | 1 | 1 | 1 | | | 1 | | | | | 1 | | | | | | | | |
| 9 | 58528 | Ecrou H ,M 8 ZN Tuerca Dado | - Mutter - Nut - | 1 | 1 | 1 | 1 | | | 1 | | | | | 1 | | | | | | | | |
| 10 | 219813 | Support Soporte Supporto | - Träger - Bracket - | 1 | 1 | 1 | 1 | | | 1 | | | | | 1 | | | | | | | | |
| 11 | 42322 | Rondelle W16 ZN Arandela Rondella | - Unterlegscheibe - Washer - | 1 | 1 | 1 | 1 | | | 1 | | | | | 1 | | | | | | | | |

+

2

Catalogue : 647010

KIT HYDRAULIQUE ACCESSOIRE 4ème ELEMENT (Double effet)
 KIT 4tr ELEMENT ZUBEHOR HYDRAULIK (Doppeltwirkend)
 KIT HIDRAULICO ACCESORIO 4to ELEMENTO (Doble efecto)
 4th ELEMENT ATTACHMENT HYDRAULIC KIT (Double-acting)
 KIT IDRAULICO ACCESSORIO 4 ELEMENTO (Doppio effetto)

Qté-Menge-Cant-Qty-Q.ta

10 AD

105

M

| | | | | | | | | | | | |
|-----|----|------|----|-------|-------|-----|------|-------|----|-------|--|
| 1- | M | 26-2 | S3 | E2/E3 | 11- | MC | 70 | PS | S3 | E2/E3 | |
| 2- | M | 30-2 | S3 | E2/E3 | 12- | M-X | 30-4 | S3-E3 | | | |
| 3- | M | 26-4 | S3 | E2/E3 | 13- | M-X | 50-4 | S3-E3 | | | |
| 4- | M | 30-4 | S3 | E2/E3 | 14- | M-X | 70-2 | S3-E3 | | | |
| 5- | M | 40-4 | S3 | E2/E3 | 15- | | | | | | |
| 6- | M | 50-4 | S3 | E2/E3 | 16- | | | | | | |
| 7- | MC | 30 | S3 | E2/E3 | 17- | | | | | | |
| 8- | MC | 40 | PS | S3 | E2/E3 | 18- | | | | | |
| 9- | MC | 50 | PS | S3 | E2/E3 | 19- | | | | | |
| 10- | MC | 60 | PS | S3 | E2/E3 | 20- | | | | | |

| Rep Hinw Fig Item Rif | Número Teil-Nr Numero Part-Nr Part-Nr | Désignation Bezeichnung Descripcion Description Descrizione | 1 | 2 | 3 | 4 | 5 | 6 | 7 | 8 | 9 | 10 | 11 | 12 | 13 | 14 | 15 | 16 | 17 | 18 | 19 | 20 | | |
|-----------------------------------|---|---|---|---------------------------|---|---|---|---|---|---|---|----|----|----|----|----|----|----|----|----|----|----|--|--|
| 12 | 60482 | Vis H,M16- 30-8.8-ZN8/C Tornillo Vite | - | Schraube Screw | - | | | | | | | | | | | | | | | | | | | |
| 13 | 58533 | Vis H,M 8- 60-8.8-ZN8/C Tornillo Vite | - | Schraube Screw | - | | | | | | | | | | | | | | | | | | | |
| 14 | 58528 | Ecrou H ,M 8 ZN Tuerca Dado | - | Mutter Nut | - | | | | | | | | | | | | | | | | | | | |
| 15 | 42325 | Rondelle W 8 ZN Arandela Rondella | - | Unterlegscheibe Washer | - | | | | | | | | | | | | | | | | | | | |
| 16 | 58530 | Vis H,M 8- 45-8.8-ZN8/C Tornillo Vite | - | Schraube Screw | - | | | | | | | | | | | | | | | | | | | |
| 18 | 216546 | Entretoise Separador Distanziale | - | Querstrebe Spacer | - | | | | | | | | | | | | | | | | | | | |
| 19 | 68724F203071 | Bride Flangia Flangia | - | Brida Flange | - | | | | | | | | | | | | | | | | | | | |
| 20 | 60483 | Vis H,M 8- 70-8.8-ZN8/C Tornillo Vite | - | Schraube Screw | - | | | | | | | | | | | | | | | | | | | |
| 21 | 42325 | Rondelle W 8 ZN Arandela Rondella | - | Unterlegscheibe Washer | - | | | | | | | | | | | | | | | | | | | |
| 22 | 68724F203071 | Bride Flangia Flangia | - | Brida Flange | - | | | | | | | | | | | | | | | | | | | |
| 23 | 63754 | Vis H,M 8- 30-8.8-ZN8/C Tornillo Vite | - | Schraube Screw | - | | | | | | | | | | | | | | | | | | | |

+

Catalogue : 647010

3

KIT HYDRAULIQUE ACCESSOIRE 4ème ELEMENT (Double effet)
 KIT 4tr ELEMENT ZUBEHOR HYDRAULIK (Doppeltwirkend)
 KIT HIDRAULICO ACCESORIO 4to ELEMENTO (Doble efecto)
 4th ELEMENT ATTACHMENT HYDRAULIC KIT (Double-acting)
 KIT IDRAULICO ACCESSORIO 4 ELEMENTO (Doppio effetto)

| Qté-Menge-Cant-Qty-Q.ta | | | | | | | | | | 10 AD | 105 | | |
|-------------------------|----|------|----|-------|-------|-----|------|----|----|-------|-----|--|--|
| 1- | M | 26-2 | S3 | E2/E3 | 11- | MC | 70 | PS | S3 | E2/E3 | | | |
| 2- | M | 30-2 | S3 | E2/E3 | 12- | M-X | 30-4 | S3 | E3 | | | | |
| 3- | M | 26-4 | S3 | E2/E3 | 13- | M-X | 50-4 | S3 | E3 | | | | |
| 4- | M | 30-4 | S3 | E2/E3 | 14- | M-X | 70-2 | S3 | E3 | | | | |
| 5- | M | 40-4 | S3 | E2/E3 | 15- | | | | | | | | |
| 6- | M | 50-4 | S3 | E2/E3 | 16- | | | | | | | | |
| 7- | MC | 30 | S3 | E2/E3 | 17- | | | | | | | | |
| 8- | MC | 40 | PS | S3 | E2/E3 | 18- | | | | | | | |
| 9- | MC | 50 | PS | S3 | E2/E3 | 19- | | | | | | | |
| 10- | MC | 60 | PS | S3 | E2/E3 | 20- | | | | | | | |

M

| Rep Hinw Fig Item Rif | Numéro Teil-Nr Numero Part-Nr Part-Nr | Désignation Bezeichnung Descripcion Description Descrizione | Qté-Menge-Cant-Qty-Q.ta | | | | | | | | | | | | | | | | | | | |
|-----------------------------------|---|---|--|---|---|---|---|---|---|---|---|----|----|----|----|----|----|----|----|----|----|----|
| | | | 1 | 2 | 3 | 4 | 5 | 6 | 7 | 8 | 9 | 10 | 11 | 12 | 13 | 14 | 15 | 16 | 17 | 18 | 19 | 20 |
| 24 | 58528 | Ecrou H ,M 8 ZN Tuerca Dado | - Mutter - Nut - | 2 | 2 | 2 | 2 | | | | | | | | | | | | | | | |
| 25 | 42325 | Rondelle W 8 ZN Arandela Rondella | - Unterlegscheibe - Washer - | 2 | 2 | 2 | 2 | | | | | | | | | | | | | | | |
| 26 | 68682F203071 | Support Soporte Supporto | - Träger - Bracket - | 1 | 1 | 1 | 1 | | | | | | | | | | | | | | | |
| 27 | 164436 | Vis H,M10-125- 20-8.8-ZN8/C Tornillo Vite | - Schraube - Screw - | 2 | 2 | 2 | 2 | | | | | | | | | | | | | | | |
| 28 | 42232 | Rondelle W10 ZN Arandela Rondella | - Unterlegscheibe - Washer - | 2 | 2 | 2 | 2 | | | | | | | | | | | | | | | |
| 29 | 68724F203071 | Bride Flangia Flangia | - Brida - Flange - | 1 | 1 | 1 | 1 | | | | | | | | | | | | | | | |
| 30 | 57446 | Vis H,M 8- 25-8.8-ZN8/C Tornillo Vite | - Schraube - Screw - | 2 | 2 | 2 | 2 | | | | | | | | | | | | | | | |
| 31 | 42325 | Rondelle W 8 ZN Arandela Rondella | - Unterlegscheibe - Washer - | 2 | 2 | 2 | 2 | | | | | | | | | | | | | | | |
| 33 | 212422 | Support poulie Soporte polea Supporto puleggia | - Riemen träger - Bracket pulley - | 1 | 1 | 1 | 1 | | | | | | | | | | | | | | | |
| 34 | 212972 | Vis H,M12-125- 20-8.8-ZN8/C Tornillo Vite | - Schraube - Screw - | 2 | 2 | 2 | 2 | | | | | | | | | | | | | | | |
| 35 | 42231 | Rondelle W12 ZN Arandela Rondella | - Unterlegscheibe - Washer - | 2 | 2 | 2 | 2 | | | | | | | | | | | | | | | |

+

Catalogue : 647010

4

KIT HYDRAULIQUE ACCESSOIRE 4ème ELEMENT (Double effet)
 KIT 4tr ELEMENT ZUBEHOR HYDRAULIK (Doppeltwirkend)
 KIT HIDRAULICO ACCESORIO 4to ELEMENTO (Doble efecto)
 4th ELEMENT ATTACHMENT HYDRAULIC KIT (Double-acting)
 KIT IDRAULICO ACCESSORIO 4 ELEMENTO (Doppio effetto)

Qté-Menge-Cant-Qty-Q.ta

10 AD

105

M

| | | | | | | | | | | |
|-----|----|------|----|-------|-------|-----|------|-------|----|-------|
| 1- | M | 26-2 | S3 | E2/E3 | 11- | MC | 70 | PS | S3 | E2/E3 |
| 2- | M | 30-2 | S3 | E2/E3 | 12- | M-X | 30-4 | S3-E3 | | |
| 3- | M | 26-4 | S3 | E2/E3 | 13- | M-X | 50-4 | S3-E3 | | |
| 4- | M | 30-4 | S3 | E2/E3 | 14- | M-X | 70-2 | S3-E3 | | |
| 5- | M | 40-4 | S3 | E2/E3 | 15- | | | | | |
| 6- | M | 50-4 | S3 | E2/E3 | 16- | | | | | |
| 7- | MC | 30 | S3 | E2/E3 | 17- | | | | | |
| 8- | MC | 40 | PS | S3 | E2/E3 | 18- | | | | |
| 9- | MC | 50 | PS | S3 | E2/E3 | 19- | | | | |
| 10- | MC | 60 | PS | S3 | E2/E3 | 20- | | | | |

| Rep Hinw Fig Item Rif | Numéro Teil-Nr Numero Part-Nr Part-Nr | Désignation Bezeichnung Descripcion Description Descrizione | 1 | 2 | 3 | 4 | 5 | 6 | 7 | 8 | 9 | 10 | 11 | 12 | 13 | 14 | 15 | 16 | 17 | 18 | 19 | 20 | |
|-----------------------------------|---|--|---|---|---|---|---|---|---|---|---|----|----|----|----|----|----|----|----|----|----|----|--|
| 36 | 213011 | Poulie Polea Puleggia - Riemen - Pulley - | 2 | 2 | 2 | 2 | | | 2 | | | | | 2 | | | | | | | | | |
| 37 | 213021 | Rondelle SP 20,5x 30 x 1 Arandela Rondella - Unterlegscheibe - Washer - | 1 | 1 | 1 | 1 | | | 1 | | | | | 1 | | | | | | | | | |
| 38 | 30547 | Circlips Aro retén Anello elastico - Sicherungsring - Circlip - | 1 | 1 | 1 | 1 | | | 1 | | | | | 1 | | | | | | | | | |
| 39 | 203467 | Raccord Union Passe-cloison Racor Raccordo - Verschraubung - Connection - | 2 | 2 | 2 | 2 | | | 2 | | | | | 2 | | | | | | | | | |
| 40 | 169091 | Raccord Adapteur Racor Raccordo - Verschraubung - Connection - | 2 | 2 | 2 | 2 | | | 2 | | | | | 2 | | | | | | | | | |
| 41 | 169436 | Joint torique Junta tórica Anello OR - "0" ring - "0" ring - | X | X | X | X | | | X | | | | | X | | | | | | | | | |
| 42 | 192038 | Raccord rapide mâle Racor rapido macho Raccordo maschio - Verschraubung männl. - Quick male union - | 2 | 2 | 2 | 2 | | | 2 | | | | | 2 | | | | | | | | | |
| 43 | 192039 | Bouchon Tapón Tappo - Stopfen - Plug - | 2 | 2 | 2 | 2 | | | 2 | | | | | 2 | | | | | | | | | |
| 44 | 192040 | Embout Tapón Ghiera - Stopfen - Plug - | 2 | 2 | 2 | 2 | | | 2 | | | | | 2 | | | | | | | | | |
| 45 | 26957 | Vis CHc,M 8- 35 zinguée Tornillo Vite - Schraube - Screw - | 2 | 2 | 2 | 2 | | | 2 | | | | | 2 | | | | | | | | | |
| 46 | 58528 | Ecrou H ,M 8 ZN Tuerca Dado - Mutter - Nut - | 2 | 2 | 2 | 2 | | | 2 | | | | | 2 | | | | | | | | | |

+

Catalogue : 647010

5

KIT HYDRAULIQUE ACCESSOIRE 4ème ELEMENT (Double effet)
 KIT 4tr ELEMENT ZUBEHOR HYDRAULIK (Doppeltwirkend)
 KIT HIDRAULICO ACCESORIO 4to ELEMENTO (Doble efecto)
 4th ELEMENT ATTACHMENT HYDRAULIC KIT (Double-acting)
 KIT IDRAULICO ACCESSORIO 4 ELEMENTO (Doppio effetto)

| Qté-Menge-Cant-Qty-Q.ta | | | | | | | | | | 10 AD | 105 | |
|-------------------------|----|------|----|-------|-------|-----|------|-------|----|-------|-----|--|
| 1- | M | 26-2 | S3 | E2/E3 | 11- | MC | 70 | PS | S3 | E2/E3 | | |
| 2- | M | 30-2 | S3 | E2/E3 | 12- | M-X | 30-4 | S3-E3 | | | | |
| 3- | M | 26-4 | S3 | E2/E3 | 13- | M-X | 50-4 | S3-E3 | | | | |
| 4- | M | 30-4 | S3 | E2/E3 | 14- | M-X | 70-2 | S3-E3 | | | | |
| 5- | M | 40-4 | S3 | E2/E3 | 15- | | | | | | | |
| 6- | M | 50-4 | S3 | E2/E3 | 16- | | | | | | | |
| 7- | MC | 30 | S3 | E2/E3 | 17- | | | | | | | |
| 8- | MC | 40 | PS | S3 | E2/E3 | 18- | | | | | | |
| 9- | MC | 50 | PS | S3 | E2/E3 | 19- | | | | | | |
| 10- | MC | 60 | PS | S3 | E2/E3 | 20- | | | | | | |

M

| Rep Hinw Fig Item Rif | Numéro Teil-Nr Numero Part-Nr Part-Nr | Désignation Bezeichnung Descripcion Description Descrizione | 1 | 2 | 3 | 4 | 5 | 6 | 7 | 8 | 9 | 10 | 11 | 12 | 13 | 14 | 15 | 16 | 17 | 18 | 19 | 20 |
|-----------------------------------|---|--|---|---|---|---|---|---|---|---|---|----|----|----|----|----|----|----|----|----|----|----|
| 47 | 42325 | Rondelle W 8 ZN Arandela Rondella | - | - | - | - | - | - | 2 | - | - | - | - | 2 | - | - | - | - | - | - | - | - |
| 48 | 168758 | Demi-collier Media abrazadera Fascetta | - | - | - | - | - | - | 2 | - | - | - | - | 2 | - | - | - | - | - | - | - | - |
| 49 | 168494 | Plaque de protection Placa de protección Piastra di protezione | - | - | - | - | - | - | 1 | - | - | - | - | 1 | - | - | - | - | - | - | - | - |
| 50 | 6224 | Vis H,M 8- 40-8.8-ZN8/C Tornillo Vite | - | - | - | - | - | - | 1 | - | - | - | - | 1 | - | - | - | - | - | - | - | - |
| 51 | 58528 | Ecrou H ,M 8 ZN Tuerca Dado | - | - | - | - | - | - | 1 | - | - | - | - | 1 | - | - | - | - | - | - | - | - |
| 52 | 29468 | Rondelle L 8 ZN12C/FE Arandela Rondella | - | - | - | - | - | - | 1 | - | - | - | - | 1 | - | - | - | - | - | - | - | - |
| 60 | 234927 | Kit hydraulique accessoire complet (mât 6,00 m) Kompletter kit zübehor hydraulik (hubmast 6,00 m) Kit hidraulico accesorio completo (mástil 6,00 m) Complete attachment hydraulic kit (mast 6,00 m) Kit idraulico accessorio completo (rampa 6,00 m) | - | - | - | - | - | - | 1 | - | - | - | - | 1 | - | - | - | - | - | - | - | - |
| 60 | 570057 | Kit hydraulique accessoire complet (mât 3,00 m) Kompletter kit zübehor hydraulik (hubmast 3,00 m) Kit hidraulico accesorio completo (mástil 3,00 m) Complete attachment hydraulic kit (mast 3,00 m) Kit idraulico accessorio completo (rampa 3,00 m) | - | - | - | - | - | - | 1 | - | - | - | - | 1 | - | - | - | - | - | - | - | - |
| 60 | 570058 | Kit hydraulique accessoire complet (mât 3,30 m) Kompletter kit zübehor hydraulik (hubmast 3,30 m) Kit hidraulico accesorio completo (mástil 3,30 m) Complete attachment hydraulic kit (mast 3,30 m) Kit idraulico accessorio completo (rampa 3,30 m) | - | - | - | - | - | - | 1 | - | - | - | - | 1 | - | - | - | - | - | - | - | - |

+

Catalogue : 647010

6

KIT HYDRAULIQUE ACCESSOIRE 4ème ELEMENT (Double effet)
 KIT 4tr ELEMENT ZUBEHOR HYDRAULIK (Doppeltwirkend)
 KIT HIDRAULICO ACCESORIO 4to ELEMENTO (Doble efecto)
 4th ELEMENT ATTACHMENT HYDRAULIC KIT (Double-acting)
 KIT IDRAULICO ACCESSORIO 4 ELEMENTO (Doppio effetto)

Qté-Menge-Cant-Qty-Q.ta

10 AD

105

M

| | | | | | | | | | | |
|-----|----|------|----|-------|-------|-----|------|-------|----|-------|
| 1- | M | 26-2 | S3 | E2/E3 | 11- | MC | 70 | PS | S3 | E2/E3 |
| 2- | M | 30-2 | S3 | E2/E3 | 12- | M-X | 30-4 | S3-E3 | | |
| 3- | M | 26-4 | S3 | E2/E3 | 13- | M-X | 50-4 | S3-E3 | | |
| 4- | M | 30-4 | S3 | E2/E3 | 14- | M-X | 70-2 | S3-E3 | | |
| 5- | M | 40-4 | S3 | E2/E3 | 15- | | | | | |
| 6- | M | 50-4 | S3 | E2/E3 | 16- | | | | | |
| 7- | MC | 30 | S3 | E2/E3 | 17- | | | | | |
| 8- | MC | 40 | PS | S3 | E2/E3 | 18- | | | | |
| 9- | MC | 50 | PS | S3 | E2/E3 | 19- | | | | |
| 10- | MC | 60 | PS | S3 | E2/E3 | 20- | | | | |

| Rep Hinw Fig Item Rif | Numéro Teil-Nr Numero Part-Nr Part-Nr | Désignation Bezeichnung Descripcion Description Descrizione | 1 | 2 | 3 | 4 | 5 | 6 | 7 | 8 | 9 | 10 | 11 | 12 | 13 | 14 | 15 | 16 | 17 | 18 | 19 | 20 |
|-----------------------------------|---|---|---|---|---|---|---|---|---|---|---|----|----|----|----|----|----|----|----|----|----|----|
| 60 | 570059 | Kit hydraulique accessoire complet (mât 3,50 m) Kompletter kit zübehör hydraulik (hubmast 3,50 m) Kit hidraulico accesorio completo (mástil 3,50 m) Complete attachment hydraulic kit (mast 3,50 m) Kit idraulico accesorio completo (rampa 3,50 m) | 1 | 1 | 1 | 1 | | | 1 | | | | | 1 | | | | | | | | |
| 60 | 570060 | Kit hydraulique accessoire complet (mât 3,70 m) Kompletter kit zübehör hydraulik (hubmast 3,70 m) Kit hidraulico accesorio completo (mástil 3,70 m) Complete attachment hydraulic kit (mast 3,70 m) Kit idraulico accesorio completo (rampa 3,70 m) | 1 | 1 | 1 | 1 | | | 1 | | | | | 1 | | | | | | | | |
| 60 | 570061 | Kit hydraulique accessoire complet (mât 4,00 m) Kompletter kit zübehör hydraulik (hubmast 4,00 m) Kit hidraulico accesorio completo (mástil 4,00 m) Complete attachment hydraulic kit (mast 4,00 m) Kit idraulico accesorio completo (rampa 4,00 m) | 1 | 1 | 1 | 1 | | | 1 | | | | | 1 | | | | | | | | |
| 60 | 570062 | Kit hydraulique accessoire complet (mât 4,50 m) Kompletter kit zübehör hydraulik (hubmast 4,50 m) Kit hidraulico accesorio completo (mástil 4,50 m) Complete attachment hydraulic kit (mast 4,50 m) Kit idraulico accesorio completo (rampa 4,50 m) | 1 | 1 | 1 | 1 | | | 1 | | | | | 1 | | | | | | | | |
| 60 | 570063 | Kit hydraulique accessoire complet (mât 5,00 m) Kompletter kit zübehör hydraulik (hubmast 5,00 m) Kit hidraulico accesorio completo (mástil 5,00 m) Complete attachment hydraulic kit (mast 5,00 m) Kit idraulico accesorio completo (rampa 5,00 m) | 1 | 1 | 1 | 1 | | | 1 | | | | | 1 | | | | | | | | |
| 60 | 570064 | Kit hydraulique accessoire complet (mât 5,50 m) Kompletter kit zübehör hydraulik (hubmast 5,50 m) Kit hidraulico accesorio completo (mástil 5,50 m) Complete attachment hydraulic kit (mast 5,50 m) Kit idraulico accesorio completo (rampa 5,50 m) | 1 | 1 | 1 | 1 | | | 1 | | | | | 1 | | | | | | | | |
| 61 | 212734 | Tube (mât 3,00 m) - Rohr (hubmast 3,00 m) Tubo (mástil 3,00 m) - Tube (mast 3,00 m) Tubo (rampa 3,00 m) - | 1 | 1 | 1 | 1 | | | 1 | | | | | 1 | | | | | | | | |
| 62 | 212735 | Tube (mât 3,30 m) - Rohr (hubmast 3,30 m) Tubo (mástil 3,30 m) - Tube (mast 3,30 m) Tubo (rampa 3,30 m) - | 1 | 1 | 1 | 1 | | | 1 | | | | | 1 | | | | | | | | |

+

Catalogue : 647010

7

KIT HYDRAULIQUE ACCESSOIRE 4ème ELEMENT (Double effet)
 KIT 4tr ELEMENT ZUBEHOR HYDRAULIK (Doppeltwirkend)
 KIT HIDRAULICO ACCESORIO 4to ELEMENTO (Doble efecto)
 4th ELEMENT ATTACHMENT HYDRAULIC KIT (Double-acting)
 KIT IDRAULICO ACCESSORIO 4 ELEMENTO (Doppio effetto)

| Qté-Menge-Cant-Qty-Q.ta | | | | | | | | | | 10 AD | 105 | |
|-------------------------|----|------|----|-------|-------|-----|------|-------|----|-------|-----|--|
| 1- | M | 26-2 | S3 | E2/E3 | 11- | MC | 70 | PS | S3 | E2/E3 | | |
| 2- | M | 30-2 | S3 | E2/E3 | 12- | M-X | 30-4 | S3-E3 | | | | |
| 3- | M | 26-4 | S3 | E2/E3 | 13- | M-X | 50-4 | S3-E3 | | | | |
| 4- | M | 30-4 | S3 | E2/E3 | 14- | M-X | 70-2 | S3-E3 | | | | |
| 5- | M | 40-4 | S3 | E2/E3 | 15- | | | | | | | |
| 6- | M | 50-4 | S3 | E2/E3 | 16- | | | | | | | |
| 7- | MC | 30 | S3 | E2/E3 | 17- | | | | | | | |
| 8- | MC | 40 | PS | S3 | E2/E3 | 18- | | | | | | |
| 9- | MC | 50 | PS | S3 | E2/E3 | 19- | | | | | | |
| 10- | MC | 60 | PS | S3 | E2/E3 | 20- | | | | | | |

M

| Rep Hinw Fig Item Rif | Numéro Teil-Nr Numero Part-Nr Part-Nr | Désignation Bezeichnung Descripcion Description Descrizione | Qté-Menge-Cant-Qty-Q.ta | | | | | | | | | | | | | | | | | | | |
|-----------------------------------|---|---|--|---|---|---|---|---|---|---|---|----|----|----|----|----|----|----|----|----|----|----|
| | | | 1 | 2 | 3 | 4 | 5 | 6 | 7 | 8 | 9 | 10 | 11 | 12 | 13 | 14 | 15 | 16 | 17 | 18 | 19 | 20 |
| 63 | 212736 | Tube (mât 3,50 m) Tubo (mástil 3,50 m) Tubo (rampa 3,50 m) | - Rohr (hubmast 3,50 m) - Tube (mast 3,50 m) - | 1 | 1 | 1 | 1 | | | | 1 | | | | | | | 1 | | | | |
| 64 | 212737 | Tube (mât 3,70 m) Tubo (mástil 3,70 m) Tubo (rampa 3,70 m) | - Rohr (hubmast 3,70 m) - Tube (mast 3,70 m) - | 1 | 1 | 1 | 1 | | | | 1 | | | | | | | 1 | | | | |
| 65 | 212738 | Tube Tubo Tubo | - Rohr - Tube - | 1 | 1 | 1 | 1 | | | | 1 | | | | | | | 1 | | | | |
| 66 | 212738 | Tube Tubo Tubo | - Rohr - Tube - | 1 | 1 | 1 | 1 | | | | 1 | | | | | | | 1 | | | | |
| 67 | 212738 | Tube Tubo Tubo | - Rohr - Tube - | 1 | 1 | 1 | 1 | | | | 1 | | | | | | | 1 | | | | |
| 68 | 212738 | Tube Tubo Tubo | - Rohr - Tube - | 1 | 1 | 1 | 1 | | | | 1 | | | | | | | 1 | | | | |
| 69 | 96363F322571 | Flexible (Lg 2250) Flexible Flessibile | - Schlauch - Hose - | 2 | 2 | 2 | 2 | | | | 2 | | | | | | | 2 | | | | |
| 70 | 96363F324571 | Flexible (Lg 2450) Flexible Flessibile | - Schlauch - Hose - | 2 | 2 | 2 | 2 | | | | 2 | | | | | | | 2 | | | | |
| 71 | 211865 | Flexible (Lg 2600) Flexible Flessibile | - Schlauch - Hose - | 2 | 2 | 2 | 2 | | | | 2 | | | | | | | 2 | | | | |
| 72 | 96363F327071 | Flexible (Lg 2700) Flexible Flessibile | - Schlauch - Hose - | 2 | 2 | 2 | 2 | | | | 2 | | | | | | | 2 | | | | |
| 73 | 96363F330071 | Flexible (Lg 3000) Flexible Flessibile | - Schlauch - Hose - | 2 | 2 | 2 | 2 | | | | 2 | | | | | | | 2 | | | | |

+

Catalogue : 647010

8

KIT HYDRAULIQUE ACCESSOIRE 4ème ELEMENT (Double effet)
 KIT 4tr ELEMENT ZUBEHOR HYDRAULIK (Doppeltwirkend)
 KIT HIDRAULICO ACCESORIO 4to ELEMENTO (Doble efecto)
 4th ELEMENT ATTACHMENT HYDRAULIC KIT (Double-acting)
 KIT IDRAULICO ACCESSORIO 4 ELEMENTO (Doppio effetto)

Qté-Menge-Cant-Qty-Q.ta

10 AD

105

M

| | | | | | | | | | | |
|-----|----|------|----|-------|-------|-----|------|-------|----|-------|
| 1- | M | 26-2 | S3 | E2/E3 | 11- | MC | 70 | PS | S3 | E2/E3 |
| 2- | M | 30-2 | S3 | E2/E3 | 12- | M-X | 30-4 | S3-E3 | | |
| 3- | M | 26-4 | S3 | E2/E3 | 13- | M-X | 50-4 | S3-E3 | | |
| 4- | M | 30-4 | S3 | E2/E3 | 14- | M-X | 70-2 | S3-E3 | | |
| 5- | M | 40-4 | S3 | E2/E3 | 15- | | | | | |
| 6- | M | 50-4 | S3 | E2/E3 | 16- | | | | | |
| 7- | MC | 30 | S3 | E2/E3 | 17- | | | | | |
| 8- | MC | 40 | PS | S3 | E2/E3 | 18- | | | | |
| 9- | MC | 50 | PS | S3 | E2/E3 | 19- | | | | |
| 10- | MC | 60 | PS | S3 | E2/E3 | 20- | | | | |

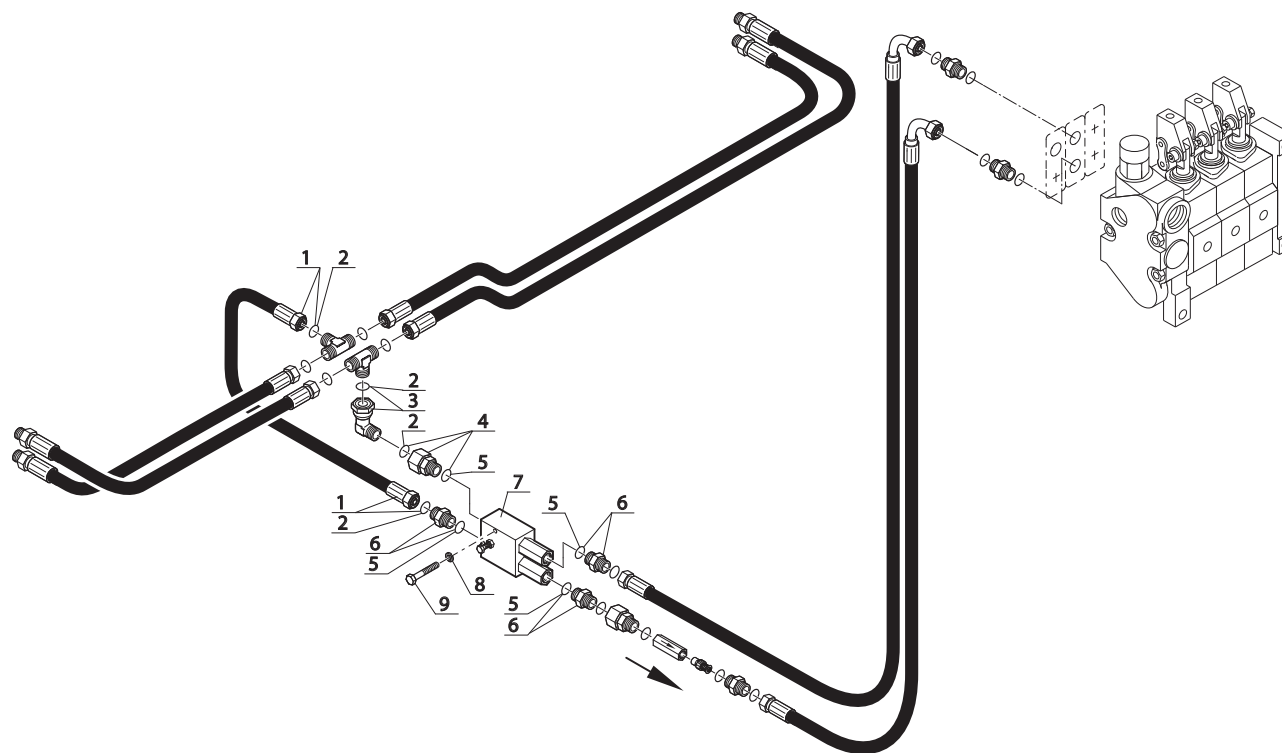
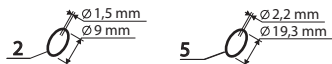
| Rep Hinw Fig Item Rif | Número Teil-Nr Numero Part-Nr Part-Nr | Désignation Bezeichnung Descripcion Description Descrizione | 1 | 2 | 3 | 4 | 5 | 6 | 7 | 8 | 9 | 10 | 11 | 12 | 13 | 14 | 15 | 16 | 17 | 18 | 19 | 20 | |
|-----------------------------------|---|---|---|---|---|---|---|---|---|---|---|----|----|----|----|----|----|----|----|----|----|----|--|
| 74 | 96363F335071 | Flexible (Lg 3500) Flexible Flessibile - Schlauch - Hose - | 2 | 2 | 2 | 2 | | | 2 | | | | | 2 | | | | | | | | | |
| 75 | 96363F338071 | Flexible (Lg 3800) Flexible Flessibile - Schlauch - Hose - | 2 | 2 | 2 | 2 | | | 2 | | | | | 2 | | | | | | | | | |
| 76 | 96363F345071 | Flexible (Lg 4500) Flexible Flessibile - Schlauch - Hose - | 2 | 2 | 2 | 2 | | | 2 | | | | | 2 | | | | | | | | | |
| 77 | 96363F350071 | Flexible (Lg 5000) Flexible Flessibile - Schlauch - Hose - | 2 | 2 | 2 | 2 | | | 2 | | | | | 2 | | | | | | | | | |
| 78 | 212738 | Tube Tubo Tubo - Rohr - Tube - | 1 | 1 | 1 | 1 | | | 1 | | | | | 1 | | | | | | | | | |
| 79 | 258395 | Raccord Racor Raccordo - Verschraubung - Connection - | 2 | 2 | 2 | 2 | | | 2 | | | | | 2 | | | | | | | | | |
| 80 | 268140 | Raccord Racor Raccordo - Verschraubung - Connection - | 2 | 2 | 2 | 2 | | | 2 | | | | | 2 | | | | | | | | | |
| 81 | 261397 | Raccord Rapide Passe-cloison Racor Raccordo passaparete - Verschraubung - Connection - | 2 | 2 | 2 | 2 | | | 2 | | | | | 2 | | | | | | | | | |
| 82 | 401668 | Ecrou H ,M24x150-ZN.C-P.CLOISON Mutter Tuerca Dado - Nut - | 2 | 2 | 2 | 2 | | | 2 | | | | | 2 | | | | | | | | | |
| 83 | 261398 | Bouchon Tapón Tappo - Stopfen - Plug - | 2 | 2 | 2 | 2 | | | 2 | | | | | 2 | | | | | | | | | |
| 84 | 219457 | Joint torique Junta tórica Anello OR - "0" ring - "0" ring - | X | X | X | X | | | X | | | | | X | | | | | | | | | |

10 AF 103

HYDRAULIQUE (Valve d'équilibrage)
HYDRAULIK (Abgleichen ventil)
HIDRAULICO (Válvula de equilibrio)
HYDRAULIC (Balancing valve)
IDRAULICO (Valvola di equilibratura)

M 26-2 S.3 / M 30-2 S.3
M 26-4 S.3 / M 30-4 S.3
MC 30 S.3 / M-X 30-4 S.3

POUR FLEXIBLE ET RACCORD
FÜR SCHLAUCH UND VERSCHRAUBUNG
PARA FLEXIBLE Y RACOR
FOR HOSE AND CONNECTION
PER FLESSIBILE E RACCORDO



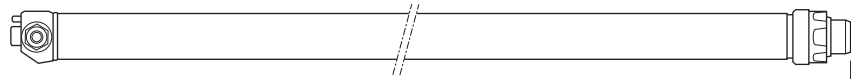
Catalogue : 647010

| 1 | HYDRAULIQUE (Valve d'équilibrage) HYDRAULIK (Abgleichen ventil) HIDRAULICO (Válvula de equilibrado) HYDRAULIC (Balancing valve) IDRAULICO (Valvola di equilibratura) | | | Qté-Menge-Cant-Qty-Q.ta | | | | | | | | | | 10 AF | 103 | M | | | | | | | |
|---|--|---|---|-------------------------|---|---|---|---|---|---|---|---|----|-------|-----|----|----|----|----|----|----|----|----|
| | Rep Hinw Fig Item Rif | Numéro Teil-Nr Numero Part-Nr Part-Nr | Désignation Bezeichnung Description Descrizione | 1 | 2 | 3 | 4 | 5 | 6 | 7 | 8 | 9 | 10 | 11 | 12 | 13 | 14 | 15 | 16 | 17 | 18 | 19 | 20 |
| 1 | 171109 | Flexible (Lg 350) Flexible Flessibile | - Schlauch - Hose - | 1 | 1 | 1 | 1 | | | 1 | | | | | 1 | | | | | | | | |
| 2 | 190874 | Joint torique Junta tórica Anello OR | - "0" ring - "0" ring - | X | X | X | X | | | X | | | | | X | | | | | | | | |
| 3 | 197233 | Raccord Coudé Adapteur Racor Raccordo | - Verschraubung - Connection - | 1 | 1 | 1 | 1 | | | 1 | | | | | 1 | | | | | | | | |
| 4 | 167932 | Raccord Adapteur Racor Raccordo | - Verschraubung - Connection - | 1 | 1 | 1 | 1 | | | 1 | | | | | 1 | | | | | | | | |
| 5 | 169373 | Joint torique Junta tórica Anello OR | - "0" ring - "0" ring - | X | X | X | X | | | X | | | | | X | | | | | | | | |
| 6 | 173038 | Raccord Union Racor Raccordo | - Verschraubung - Connection - | 3 | 3 | 3 | 3 | | | 3 | | | | | 3 | | | | | | | | |
| 7 | 169311 | Valve d'équilibrage Válvula de equilibrado Valvola di equilibratura | - Abgleichen ventil - Balancing valve - | 1 | 1 | 1 | 1 | | | 1 | | | | | 1 | | | | | | | | |
| 8 | 42316 | Rondelle W 6 ZN Arandela Rondella | - Unterlegscheibe - Washer - | 2 | 2 | 2 | 2 | | | 2 | | | | | 2 | | | | | | | | |
| 9 | 31007 | Vis H,M 6- 50-8.8-ZN5/C Tornillo Vite | - Schraube - Screw - | 2 | 2 | 2 | 2 | | | 2 | | | | | 2 | | | | | | | | |

10 CA 168

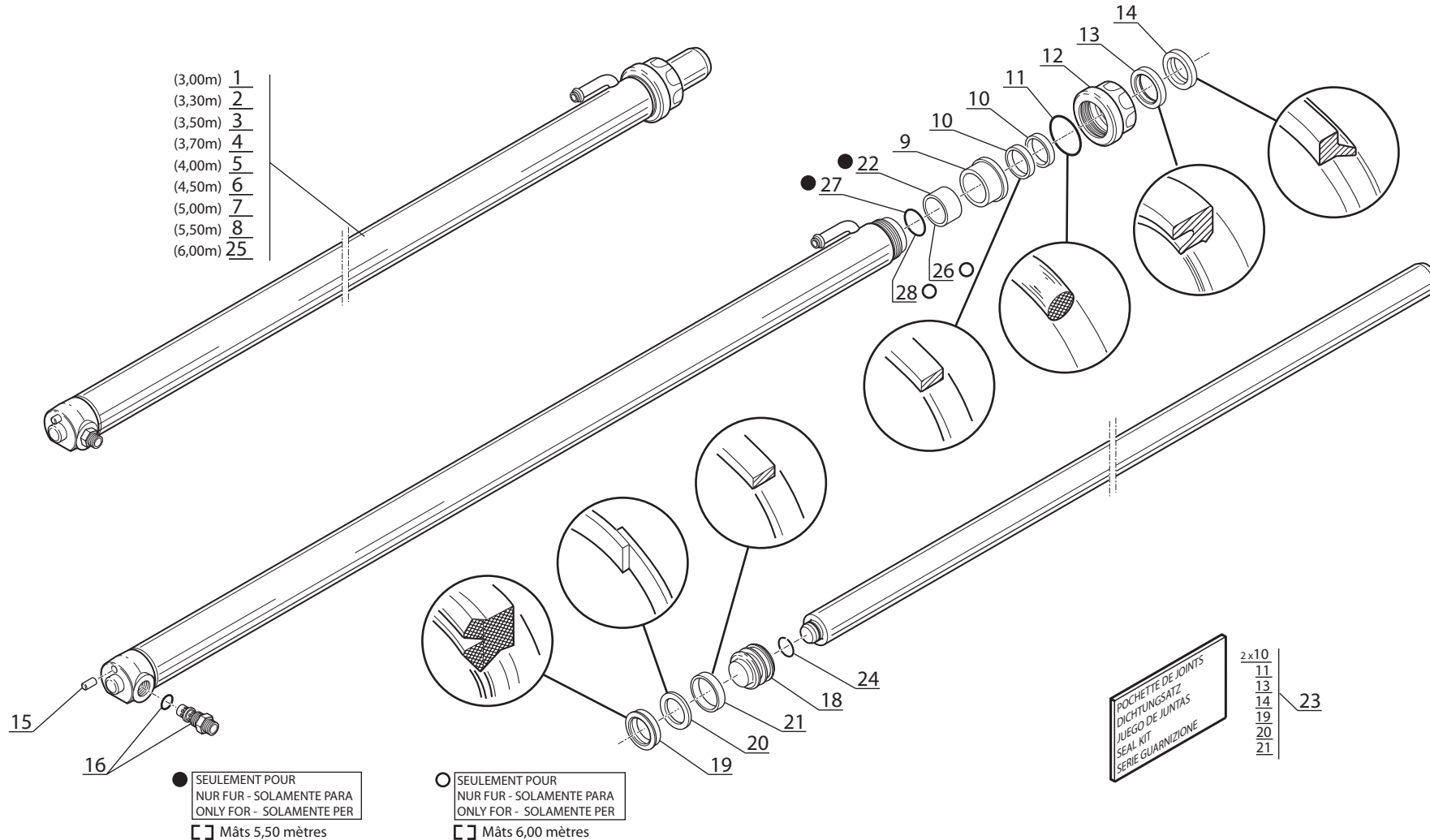
HYDRAULIQUE (Vérin d' élévation gauche)
 HYDRAULIK (Link Hubzylinder)
 HIDRAULICO (Cilindro de elevación izquierdo)
 HYDRAULIC (L.H. Lifting cylinder)
 IDRAULICO (Cilindro di sollevamento sinistro)

M 26-2 S.3 / M 30-2 S.3
 M 26-4 S.3 / M 30-4 S.3
 MC 30 S.3 / M-X 30-4 S.3



Course - Hub - Carrera - Stroke :

| | |
|----------------|----------------|
| 3,00m - 1495mm | 4,50m - 2245mm |
| 3,30m - 1645mm | 5,00m - 2495mm |
| 3,50m - 1745mm | 5,50m - 2745mm |
| 3,70m - 1845mm | 6,00m - 2995mm |
| 4,00m - 1995mm | |



- (3,00m) 1
- (3,30m) 2
- (3,50m) 3
- (3,70m) 4
- (4,00m) 5
- (4,50m) 6
- (5,00m) 7
- (5,50m) 8
- (6,00m) 25

● SEULEMENT POUR
 NUR FÜR - SOLAMENTE PARA
 ONLY FOR - SOLAMENTE PER
 ☐ Mâts 5,50 mètres

○ SEULEMENT POUR
 NUR FÜR - SOLAMENTE PARA
 ONLY FOR - SOLAMENTE PER
 ☐ Mâts 6,00 mètres

POCHETTE DE JOINTS
 DICHTUNGSATZ
 JUEGO DE JUNTAS
 SEAL KIT
 SERIE GUARNIZIONE

- 2x10
- 11
- 13
- 14
- 19
- 20
- 21

Catalogue : 647010

Qté-Menge-Cant-Qty-Q.ta | 10 CA 168

M

1

HYDRAULIQUE (Vérin d'élévation gauche)
 HYDRAULIK (Link hubzylinder)
 HIDRAULICO (Cilindro de elevación izquierdo)
 HYDRAULIC (L.H. lifting cylinder)
 IDRAULICO (Cilindro di sollevamento sinistro)

| | | | | | | | | | | |
|-----|----|------|----|-------|-------|-----|------|-------|----|-------|
| 1- | M | 26-2 | S3 | E2/E3 | 11- | MC | 70 | PS | S3 | E2/E3 |
| 2- | M | 30-2 | S3 | E2/E3 | 12- | M-X | 30-4 | S3-E3 | | |
| 3- | M | 26-4 | S3 | E2/E3 | 13- | M-X | 50-4 | S3-E3 | | |
| 4- | M | 30-4 | S3 | E2/E3 | 14- | M-X | 70-2 | S3-E3 | | |
| 5- | M | 40-4 | S3 | E2/E3 | 15- | | | | | |
| 6- | M | 50-4 | S3 | E2/E3 | 16- | | | | | |
| 7- | MC | 30 | S3 | E2/E3 | 17- | | | | | |
| 8- | MC | 40 | PS | S3 | E2/E3 | 18- | | | | |
| 9- | MC | 50 | PS | S3 | E2/E3 | 19- | | | | |
| 10- | MC | 60 | PS | S3 | E2/E3 | 20- | | | | |

| Rep Hinw Fig Item Rif | Numéro Teil-Nr Numero Part-Nr Part-Nr | Désignation Bezeichnung Descripcion Description Descrizione | 1 | 2 | 3 | 4 | 5 | 6 | 7 | 8 | 9 | 10 | 11 | 12 | 13 | 14 | 15 | 16 | 17 | 18 | 19 | 20 | |
|-----------------------------------|---|---|---|---|---|---|---|---|---|---|---|----|----|----|----|----|----|----|----|----|----|----|--|
| 1 | 65310F310071 | Vérin d'éléva. D:45mm C:1495mm- Hubzylinder Cilindro de elevación - Lifting cylinder Cilindro di sollevamento - | 1 | 1 | 1 | 1 | | | 1 | | | | | 1 | | | | | | | | | |
| 2 | 65350F310071 | Vérin d'éléva. D:45mm C:1645mm- Hubzylinder Cilindro de elevación - Lifting cylinder Cilindro di sollevamento - | 1 | 1 | 1 | 1 | | | 1 | | | | | 1 | | | | | | | | | |
| 3 | 65360F310071 | Vérin d'éléva. D:45mm C:1745mm- Hubzylinder Cilindro de elevación - Lifting cylinder Cilindro di sollevamento - | 1 | 1 | 1 | 1 | | | 1 | | | | | 1 | | | | | | | | | |
| 4 | 65370F310071 | Vérin d'éléva. D:45mm C:1845mm- Hubzylinder Cilindro de elevación - Lifting cylinder Cilindro di sollevamento - | 1 | 1 | 1 | 1 | | | 1 | | | | | 1 | | | | | | | | | |
| 5 | 65380F310071 | Vérin d'éléva. D:45mm C:1995mm- Hubzylinder Cilindro de elevación - Lifting cylinder Cilindro di sollevamento - | 1 | 1 | 1 | 1 | | 1 | | | | | | 1 | | | | | | | | | |
| 6 | 65390F310071 | Vérin d'éléva. D:45mm C:2245mm- Hubzylinder Cilindro de elevación - Lifting cylinder Cilindro di sollevamento - | 1 | 1 | 1 | 1 | | | 1 | | | | | 1 | | | | | | | | | |
| 7 | 65410F310071 | Vérin d'éléva. D:45mm C:2495mm- Hubzylinder Cilindro de elevación - Lifting cylinder Cilindro di sollevamento - | 1 | 1 | 1 | 1 | | | 1 | | | | | 1 | | | | | | | | | |
| 8 | 65420F310071 | Vérin d'éléva. D:45mm C:2745mm- Hubzylinder Cilindro de elevación - Lifting cylinder Cilindro di sollevamento - | 1 | 1 | 1 | 1 | | | 1 | | | | | 1 | | | | | | | | | |
| 9 | 588555 | Bague de guidage - Führungsring Anillo de guía - Guide ring Anello - | 1 | 1 | 1 | 1 | | | 1 | | | | | 1 | | | | | | | | | |
| 10 | 588554 | Bague - Büchse Anillo - Bushing Anello - | 1 | 1 | 1 | 1 | | | 1 | | | | | 1 | | | | | | | | | |
| 11 | 588474 | Joint torique - "O" ring Junta tórica - "O" ring Anello OR - | 2 | 2 | 2 | 2 | | | 2 | | | | | 2 | | | | | | | | | |

+

Catalogue : 647010

2

HYDRAULIQUE (Vérin d'élévation gauche)
 HYDRAULIK (Link hubzylinder)
 HIDRAULICO (Cilindro de elevación izquierdo)
 HYDRAULIC (L.H. lifting cylinder)
 IDRAULICO (Cilindro di sollevamento sinistro)

Qté-Menge-Cant-Qty-Q.ta

10 CA

168

M

1- M 26-2 S3 E2/E3 11- MC 70 PS S3 E2/E3
 2- M 30-2 S3 E2/E3 12- M-X 30-4 S3-E3
 3- M 26-4 S3 E2/E3 13- M-X 50-4 S3-E3
 4- M 30-4 S3 E2/E3 14- M-X 70-2 S3-E3
 5- M 40-4 S3 E2/E3 15-
 6- M 50-4 S3 E2/E3 16-
 7- MC 30 S3 E2/E3 17-
 8- MC 40 PS S3 E2/E3 18-
 9- MC 50 PS S3 E2/E3 19-
 10- MC 60 PS S3 E2/E3 20-

| Rep Hinw Fig Item Rif | Numéro Teil-Nr Numero Part-Nr Part-Nr | Désignation Bezeichnung Descripcion Description Descrizione | 1 | 2 | 3 | 4 | 5 | 6 | 7 | 8 | 9 | 10 | 11 | 12 | 13 | 14 | 15 | 16 | 17 | 18 | 19 | 20 | |
|-----------------------------------|---|---|---|---|---|---|---|---|---|---|---|----|----|----|----|----|----|----|----|----|----|----|--|
| 12 | 563470 | Bague de fermeture Anillo de cierre Anello di chiusura - Schlussring - Fastening ring - | 1 | 1 | 1 | 1 | | | 1 | | | | | 1 | | | | | | | | | |
| 13 | 653753362071 | Joint d'étanchéité Junta de estanqueidad Guarnizióne - Dichtungsring - Seal - | 1 | 1 | 1 | 1 | | | 1 | | | | | 1 | | | | | | | | | |
| 14 | 653763362071 | Joint d'étanchéité Junta de estanqueidad Guarnizióne - Dichtungsring - Seal - | 1 | 1 | 1 | 1 | | | 1 | | | | | 1 | | | | | | | | | |
| 15 | 561254 | Goupille Pasador Spina - Stift - Pin - | 1 | 1 | 1 | 1 | | | 1 | | | | | 1 | | | | | | | | | |
| 16 | 603478 | Ralentisseur de débit Válvula de restricción Regolatore di flusso - Druckregler - Flow restrictor - | 1 | 1 | 1 | 1 | | | 1 | | | | | 1 | | | | | | | | | |
| 18 | 65143F300071 | Piston de vérin Pistón de cilindro Pistone del cilindro - Zylinderkolben - Cylinder piston - | 1 | 1 | 1 | 1 | | | 1 | | | | | 1 | | | | | | | | | |
| 19 | 588475 | Joint d'étanchéité Junta de estanqueidad Guarnizióne - Dichtungsring - Seal - | 1 | 1 | 1 | 1 | | | 1 | | | | | 1 | | | | | | | | | |
| 20 | 588471 | Joint anti-extrusion Junta antiextrusión Guarnizióne anti estrusione - Abstützdichtung - Anti-extrusion seal - | 1 | 1 | 1 | 1 | | | 1 | | | | | 1 | | | | | | | | | |
| 21 | 588472 | Bague Anillo Anello - Büchse - Bushing - | 1 | 1 | 1 | 1 | | | 1 | | | | | 1 | | | | | | | | | |
| 22 | 564565 | Entretoise Separador Distanziale - Querstrebe - Spacer - | 1 | 1 | 1 | 1 | | | 1 | | | | | 1 | | | | | | | | | |
| 23 | 563471 | Pochette de joints Juego de juntas Kit guarnizióne - Dichtungssatz - Seal kit - | 1 | 1 | 1 | 1 | | | 1 | | | | | 1 | | | | | | | | | |

+

Catalogue : 647010

3

HYDRAULIQUE (Vérin d'élévation gauche)
 HYDRAULIK (Link hubzylinder)
 HIDRAULICO (Cilindro de elevación izquierdo)
 HYDRAULIC (L.H. lifting cylinder)
 IDRAULICO (Cilindro di sollevamento sinistro)

Qté-Menge-Cant-Qty-Q.ta | 10 CA 168

M

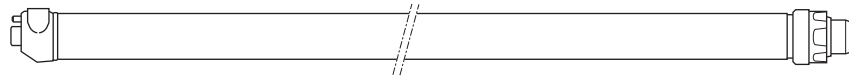
| | |
|-----------------------|-----------------------|
| 1- M 26-2 S3 E2/E3 | 11- MC 70 PS S3 E2/E3 |
| 2- M 30-2 S3 E2/E3 | 12- M-X 30-4 S3-E3 |
| 3- M 26-4 S3 E2/E3 | 13- M-X 50-4 S3-E3 |
| 4- M 30-4 S3 E2/E3 | 14- M-X 70-2 S3-E3 |
| 5- M 40-4 S3 E2/E3 | 15- |
| 6- M 50-4 S3 E2/E3 | 16- |
| 7- MC 30 S3 E2/E3 | 17- |
| 8- MC 40 PS S3 E2/E3 | 18- |
| 9- MC 50 PS S3 E2/E3 | 19- |
| 10- MC 60 PS S3 E2/E3 | 20- |

| Rep Hinw Fig Item Rif | Numéro Teil-Nr Numero Part-Nr Part-Nr | Désignation Bezeichnung Descripción Description Descrizione | | | | | | | | | | | | | | | | | | | | |
|-----------------------------------|---|---|---|---|---|---|---|---|---|---|---|----|----|----|----|----|----|----|----|----|----|----|
| | | | 1 | 2 | 3 | 4 | 5 | 6 | 7 | 8 | 9 | 10 | 11 | 12 | 13 | 14 | 15 | 16 | 17 | 18 | 19 | 20 |
| 24 | 588360 | Jonc d'arrêt - Sprengring Anillo de parada - Snap ring Giunto - | 1 | 1 | 1 | 1 | | | | 1 | | | | | | | 1 | | | | | |
| 25 | 65430F310071 | Vérin d'éléva. D:45mm C:2995mm- Hubzylinder Cilindro de elevación - Lifting cylinder Cilindro di sollevamento - | 1 | 1 | 1 | 1 | | | | 1 | | | | | | | 1 | | | | | |
| 26 | 603477 | Entretoise - Querstrebe Separador - Spacer Distanziale - | 1 | 1 | 1 | 1 | | | | 1 | | | | | | | 1 | | | | | |
| 27 | 564566 | Bague - Büchse Anillo - Bushing Anello - | 1 | 1 | 1 | 1 | | | | 1 | | | | | | | 1 | | | | | |
| 28 | 564566 | Bague - Büchse Anillo - Bushing Anello - | 1 | 1 | 1 | 1 | | | | 1 | | | | | | | 1 | | | | | |

10 CA 169

HYDRAULIQUE (Vérin d' élévation droit)
 HYDRAULIK (Recht Hubzylinder)
 HIDRAULICO (Cilindro de elevación derecho)
 HYDRAULIC (r.H. Lifting cylinder)
 IDRAULICO (Cilindro di sollevamento destro)

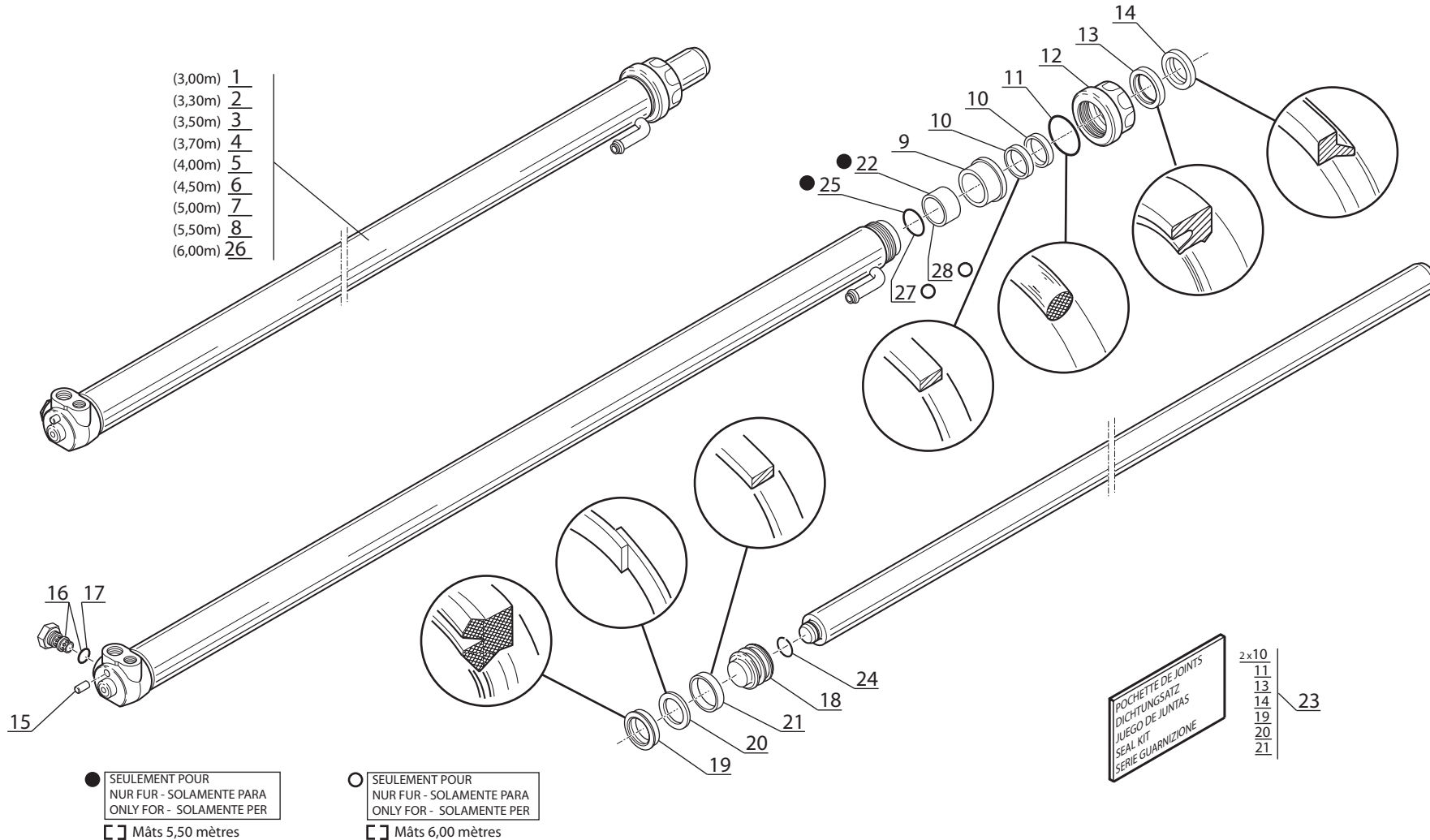
M 26-2 S.3 / M 30-2 S.3
M 26-4 S.3 / M 30-4 S.3
MC 30 S.3 / M-X 30- 4 S.3



Course - Hub - Carrera - Stroke :

| | |
|----------------|----------------|
| 3,00m - 1495mm | 4,50m - 2245mm |
| 3,30m - 1645mm | 5,00m - 2495mm |
| 3,50m - 1745mm | 5,50m - 2745mm |
| 3,70m - 1845mm | 6,00m - 2995mm |
| 4,00m - 1995mm | |

ø 45mm



Catalogue : 647010

Qté-Menge-Cant-Qty-Q.ta | 10 CA 169

M

1

HYDRAULIQUE (Vérin d'élévation droit)
 HYDRAULIK (Recht hubzylinder)
 HIDRAULICO (Cilindro de elevación derecho)
 HYDRAULIC (R.H. lifting cylinder)
 IDRAULICO (Cilindro di sollevamento destro)

| | | | | | | | | | | |
|-----|----|------|----|-------|-------|-----|------|-------|----|-------|
| 1- | M | 26-2 | S3 | E2/E3 | 11- | MC | 70 | PS | S3 | E2/E3 |
| 2- | M | 30-2 | S3 | E2/E3 | 12- | M-X | 30-4 | S3-E3 | | |
| 3- | M | 26-4 | S3 | E2/E3 | 13- | M-X | 50-4 | S3-E3 | | |
| 4- | M | 30-4 | S3 | E2/E3 | 14- | M-X | 70-2 | S3-E3 | | |
| 5- | M | 40-4 | S3 | E2/E3 | 15- | | | | | |
| 6- | M | 50-4 | S3 | E2/E3 | 16- | | | | | |
| 7- | MC | 30 | S3 | E2/E3 | 17- | | | | | |
| 8- | MC | 40 | PS | S3 | E2/E3 | 18- | | | | |
| 9- | MC | 50 | PS | S3 | E2/E3 | 19- | | | | |
| 10- | MC | 60 | PS | S3 | E2/E3 | 20- | | | | |

| Rep Hinw Fig Item Rif | Numéro Teil-Nr Numero Part-Nr Part-Nr | Désignation Bezeichnung Descripcion Description Descrizione | 1 | 2 | 3 | 4 | 5 | 6 | 7 | 8 | 9 | 10 | 11 | 12 | 13 | 14 | 15 | 16 | 17 | 18 | 19 | 20 | |
|-----------------------------------|---|---|---|---|---|---|---|---|---|---|---|----|----|----|----|----|----|----|----|----|----|----|--|
| 1 | 65110F310071 | Vérin d'éléva. D:45mm C:1495mm- Hubzylinder Cilindro de elevación - Lifting cylinder Cilindro di sollevamento - | 1 | 1 | 1 | 1 | | | 1 | | | | | 1 | | | | | | | | | |
| 2 | 65150F310071 | Vérin d'éléva. D:45mm C:1645mm- Hubzylinder Cilindro de elevación - Lifting cylinder Cilindro di sollevamento - | 1 | 1 | 1 | 1 | | | 1 | | | | | 1 | | | | | | | | | |
| 3 | 65160F310071 | Vérin d'éléva. D:45mm C:1745mm- Hubzylinder Cilindro de elevación - Lifting cylinder Cilindro di sollevamento - | 1 | 1 | 1 | 1 | | | 1 | | | | | 1 | | | | | | | | | |
| 4 | 65170F310071 | Vérin d'éléva. D:45mm C:1845mm- Hubzylinder Cilindro de elevación - Lifting cylinder Cilindro di sollevamento - | 1 | 1 | 1 | 1 | | | 1 | | | | | 1 | | | | | | | | | |
| 5 | 65180F310071 | Vérin d'éléva. D:45mm C:1995mm- Hubzylinder Cilindro de elevación - Lifting cylinder Cilindro di sollevamento - | 1 | 1 | 1 | 1 | | | 1 | | | | | 1 | | | | | | | | | |
| 6 | 65190F310071 | Vérin d'éléva. D:45mm C:2245mm- Hubzylinder Cilindro de elevación - Lifting cylinder Cilindro di sollevamento - | 1 | 1 | 1 | 1 | | | 1 | | | | | 1 | | | | | | | | | |
| 7 | 65210F310071 | Vérin d'éléva. D:45mm C:2495mm- Hubzylinder Cilindro de elevación - Lifting cylinder Cilindro di sollevamento - | 1 | 1 | 1 | 1 | | | 1 | | | | | 1 | | | | | | | | | |
| 8 | 65220F310071 | Vérin d'éléva. D:45mm C:2745mm- Hubzylinder Cilindro de elevación - Lifting cylinder Cilindro di sollevamento - | 1 | 1 | 1 | 1 | | | 1 | | | | | 1 | | | | | | | | | |
| 9 | 588555 | Bague de guidage - Führungsring Anillo de guía - Guide ring Anello - | 1 | 1 | 1 | 1 | | | 1 | | | | | 1 | | | | | | | | | |
| 10 | 588554 | Bague - Büchse Anillo - Bushing Anello - | 2 | 2 | 2 | 2 | | | 2 | | | | | 2 | | | | | | | | | |
| 11 | 588474 | Joint torique - "O" ring Junta tórica - "O" ring Anello OR - | 1 | 1 | 1 | 1 | | | 1 | | | | | 1 | | | | | | | | | |

+

Catalogue : 647010

2

HYDRAULIQUE (Vérin d'élévation droit)
 HYDRAULIK (Recht hubzylinder)
 HIDRAULICO (Cilindro de elevación derecho)
 HYDRAULIC (R.H. lifting cylinder)
 IDRAULICO (Cilindro di sollevamento destro)

Qté-Menge-Cant-Qty-Q.ta

10 CA

169

M

1- M 26-2 S3 E2/E3 11- MC 70 PS S3 E2/E3
 2- M 30-2 S3 E2/E3 12- M-X 30-4 S3-E3
 3- M 26-4 S3 E2/E3 13- M-X 50-4 S3-E3
 4- M 30-4 S3 E2/E3 14- M-X 70-2 S3-E3
 5- M 40-4 S3 E2/E3 15-
 6- M 50-4 S3 E2/E3 16-
 7- MC 30 S3 E2/E3 17-
 8- MC 40 PS S3 E2/E3 18-
 9- MC 50 PS S3 E2/E3 19-
 10- MC 60 PS S3 E2/E3 20-

| Rep Hinw Fig Item Rif | Numéro Teil-Nr Numero Part-Nr Part-Nr | Désignation Bezeichnung Descripcion Description Descrizione | 1 | 2 | 3 | 4 | 5 | 6 | 7 | 8 | 9 | 10 | 11 | 12 | 13 | 14 | 15 | 16 | 17 | 18 | 19 | 20 | |
|-----------------------------------|---|---|---|---|---|---|---|---|---|---|---|----|----|----|----|----|----|----|----|----|----|----|--|
| 12 | 563470 | Bague de fermeture Anillo de cierre Anello di chiusura - Schlussring - Fastening ring - | 1 | 1 | 1 | 1 | | | 1 | | | | | 1 | | | | | | | | | |
| 13 | 653753362071 | Joint d'étanchéité Junta de estanqueidad Guarnizione - Dichtungsring - Seal - | 1 | 1 | 1 | 1 | | | 1 | | | | | 1 | | | | | | | | | |
| 14 | 653763362071 | Joint d'étanchéité Junta de estanqueidad Guarnizione - Dichtungsring - Seal - | 1 | 1 | 1 | 1 | | | 1 | | | | | 1 | | | | | | | | | |
| 15 | 561254 | Goupille Pasador Spina - Stift - Pin - | 1 | 1 | 1 | 1 | | | 1 | | | | | 1 | | | | | | | | | |
| 16 | 588520 | Ralentisseur de débit Válvula de restricción Regolatore di flusso - Druckregler - Flow restrictor - | 1 | 1 | 1 | 1 | | | 1 | | | | | 1 | | | | | | | | | |
| 17 | 5077 | Joint torique Junta tórica Anello OR - "0" ring - "0" ring - | 1 | 1 | 1 | 1 | | | 1 | | | | | 1 | | | | | | | | | |
| 18 | 65143F300071 | Piston de vérin Pistón de cilindro Pistone del cilindro - Zylinderkolben - Cylinder piston - | 1 | 1 | 1 | 1 | | | 1 | | | | | 1 | | | | | | | | | |
| 19 | 588475 | Joint d'étanchéité Junta de estanqueidad Guarnizione - Dichtungsring - Seal - | 1 | 1 | 1 | 1 | | | 1 | | | | | 1 | | | | | | | | | |
| 20 | 588471 | Joint anti-extrusion Junta antiextrusión Guarnizione anti estrusione - Abstützdichtung - Anti-extrusion seal - | 1 | 1 | 1 | 1 | | | 1 | | | | | 1 | | | | | | | | | |
| 21 | 588472 | Bague Anillo Anello - Büchse - Bushing - | 1 | 1 | 1 | 1 | | | 1 | | | | | 1 | | | | | | | | | |
| 22 | 564565 | Entretoise Separador Distanziale - Querstrebe - Spacer - | 1 | 1 | 1 | 1 | | | 1 | | | | | 1 | | | | | | | | | |

+

Catalogue : 647010

3

HYDRAULIQUE (Vérin d'élévation droit)
 HYDRAULIK (Recht hubzylinder)
 HIDRAULICO (Cilindro de elevación derecho)
 HYDRAULIC (R.H. lifting cylinder)
 IDRAULICO (Cilindro di sollevamento destro)

Qté-Menge-Cant-Qty-Q.ta

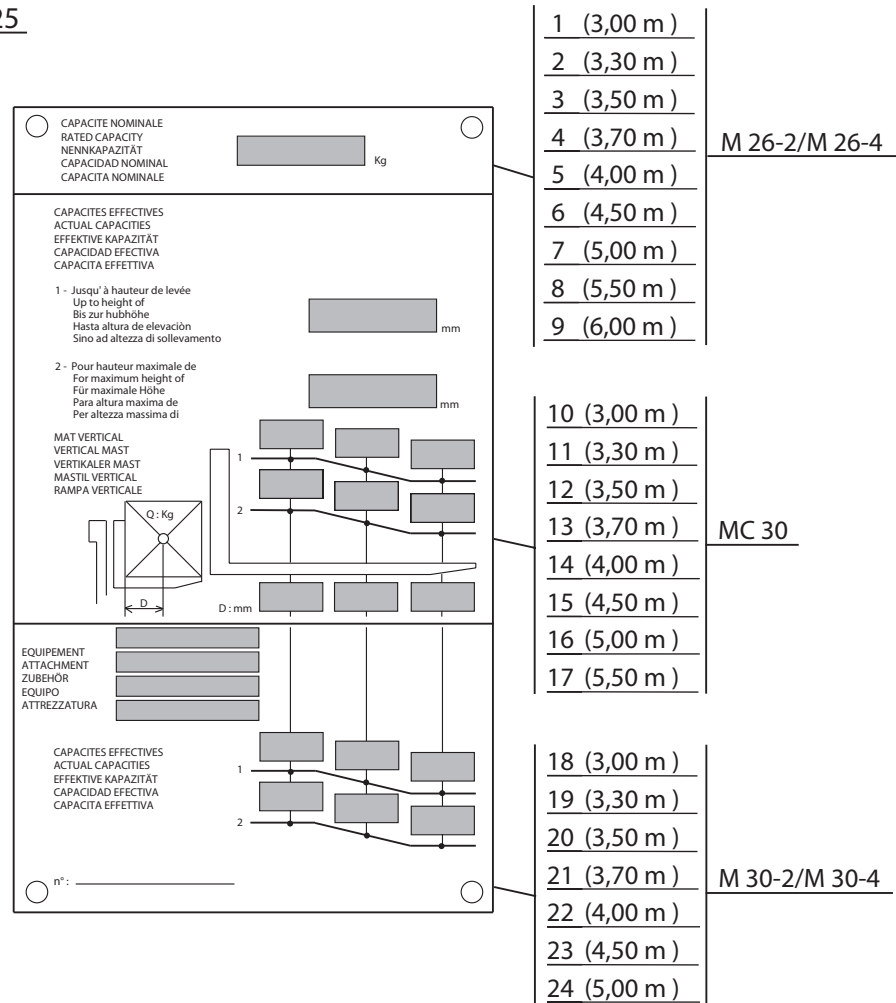
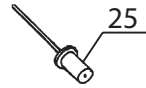
10 CA

169

M

- | | |
|-----------------------|-----------------------|
| 1- M 26-2 S3 E2/E3 | 11- MC 70 PS S3 E2/E3 |
| 2- M 30-2 S3 E2/E3 | 12- M-X 30-4 S3-E3 |
| 3- M 26-4 S3 E2/E3 | 13- M-X 50-4 S3-E3 |
| 4- M 30-4 S3 E2/E3 | 14- M-X 70-2 S3-E3 |
| 5- M 40-4 S3 E2/E3 | 15- |
| 6- M 50-4 S3 E2/E3 | 16- |
| 7- MC 30 S3 E2/E3 | 17- |
| 8- MC 40 PS S3 E2/E3 | 18- |
| 9- MC 50 PS S3 E2/E3 | 19- |
| 10- MC 60 PS S3 E2/E3 | 20- |

| Rep Hinw Fig Item Rif | Numéro Teil-Nr Numero Part-Nr Part-Nr | Désignation Bezeichnung Descripcion Description Descrizione | | | | | | | | | | | | | | | | | | | | |
|-----------------------------------|---|--|---|---|---|---|---|---|---|---|---|----|----|----|----|----|----|----|----|----|----|----|
| | | | 1 | 2 | 3 | 4 | 5 | 6 | 7 | 8 | 9 | 10 | 11 | 12 | 13 | 14 | 15 | 16 | 17 | 18 | 19 | 20 |
| 23 | 563471 | Pochette de joints Juego de juntas Kit guarnizióne - Dichtungsatz - Seal kit - | 1 | 1 | 1 | 1 | | | | 1 | | | | | | | | 1 | | | | |
| 24 | 588360 | Jonc d'arrêt Anillo de parada Giunto - Sprengring - Snap ring - | 1 | 1 | 1 | 1 | | | | 1 | | | | | | | | 1 | | | | |
| 25 | 564566 | Bague Anillo Anello - Büchse - Bushing - | 1 | 1 | 1 | 1 | | | | 1 | | | | | | | | 1 | | | | |
| 26 | 65230F310071 | Vérin d'éléva. D:45mm C:2995mm- Cilindro de elevación Cilindro di sollevamento - Hubzylinder - Lifting cylinder - | 1 | 1 | 1 | 1 | | | | 1 | | | | | | | | 1 | | | | |
| 27 | 564566 | Bague Anillo Anello - Büchse - Bushing - | 1 | 1 | 1 | 1 | | | | 1 | | | | | | | | 1 | | | | |
| 28 | 603477 | Entretoise Separador Distanziale - Querstrebe - Spacer - | 1 | 1 | 1 | 1 | | | | 1 | | | | | | | | 1 | | | | |



Catalogue : 647010

Qté-Menge-Cant-Qty-Q.ta

12 AA

226

M

1

ABAQUE DE CHARGE
 BELASTUNG TABELLE
 ABACO DE CARGA
 LOAD CHART
 DIAGRAMMA DI CARICO

- | | |
|-----------------------|-----------------------|
| 1- M 26-2 S3 E2/E3 | 11- MC 70 PS S3 E2/E3 |
| 2- M 30-2 S3 E2/E3 | 12- M-X 30-4 S3-E3 |
| 3- M 26-4 S3 E2/E3 | 13- M-X 50-4 S3-E3 |
| 4- M 30-4 S3 E2/E3 | 14- M-X 70-2 S3-E3 |
| 5- M 40-4 S3 E2/E3 | 15- |
| 6- M 50-4 S3 E2/E3 | 16- |
| 7- MC 30 S3 E2/E3 | 17- |
| 8- MC 40 PS S3 E2/E3 | 18- |
| 9- MC 50 PS S3 E2/E3 | 19- |
| 10- MC 60 PS S3 E2/E3 | 20- |

| Rep Hinw Fig Item Rif | Numéro Teil-Nr Numero Part-Nr Part-Nr | Désignation Bezeichnung Description Description | 1 | 2 | 3 | 4 | 5 | 6 | 7 | 8 | 9 | 10 | 11 | 12 | 13 | 14 | 15 | 16 | 17 | 18 | 19 | 20 | |
|-----------------------|---------------------------------------|---|---|---|---|---|---|---|---|---|---|----|----|----|----|----|----|----|----|----|----|----|--|
| 1 | 221078 | Abaque M TDL /26/3M M - Belastung tabelle Abaco de carga - Load chart Diagramma di carico - | 1 | | 1 | | | | | | | | | | | | | | | | | | |
| 2 | 221079 | Abaque M TDL /26/3M30 M - Belastung tabelle Abaco de carga - Load chart Diagramma di carico - | 1 | | 1 | | | | | | | | | | | | | | | | | | |
| 3 | 221080 | Abaque M TDL /26/3M50 M - Belastung tabelle Abaco de carga - Load chart Diagramma di carico - | 1 | | 1 | | | | | | | | | | | | | | | | | | |
| 4 | 221081 | Abaque M TDL /26/3M70 M - Belastung tabelle Abaco de carga - Load chart Diagramma di carico - | 1 | | 1 | | | | | | | | | | | | | | | | | | |
| 5 | 221082 | Abaque M TDL /26/4M M - Belastung tabelle Abaco de carga - Load chart Diagramma di carico - | 1 | | 1 | | | | | | | | | | | | | | | | | | |
| 6 | 221083 | Abaque M TDL /26/4M50 M - Belastung tabelle Abaco de carga - Load chart Diagramma di carico - | 1 | | 1 | | | | | | | | | | | | | | | | | | |
| 7 | 221084 | Abaque M TDL /26/5M M - Belastung tabelle Abaco de carga - Load chart Diagramma di carico - | 1 | | 1 | | | | | | | | | | | | | | | | | | |
| 8 | 221087 | Abaque M TDL /26/5M50 M - Belastung tabelle Abaco de carga - Load chart Diagramma di carico - | 1 | | 1 | | | | | | | | | | | | | | | | | | |
| 9 | 221088 | Abaque M TDL /26/6M M - Belastung tabelle Abaco de carga - Load chart Diagramma di carico - | 1 | | 1 | | | | | | | | | | | | | | | | | | |
| 10 | 218156 | Abaque M TDL /30/3M M - Belastung tabelle Abaco de carga - Load chart Diagramma di carico - | | | | | | | | 1 | | | | | | | | | | | | | |
| 11 | 218157 | Abaque M TDL /30/3M30 M - Belastung tabelle Abaco de carga - Load chart Diagramma di carico - | | | | | | | | 1 | | | | | | | | | | | | | |

+

Catalogue : 647010

2

ABAQUE DE CHARGE
BELASTUNG TABELLE
ABACO DE CARGA
LOAD CHART
DIAGRAMMA DI CARICO

Qté-Menge-Cant-Qty-Q.ta

12 AA

226

M

- | | |
|-----------------------|-----------------------|
| 1- M 26-2 S3 E2/E3 | 11- MC 70 PS S3 E2/E3 |
| 2- M 30-2 S3 E2/E3 | 12- M-X 30-4 S3-E3 |
| 3- M 26-4 S3 E2/E3 | 13- M-X 50-4 S3-E3 |
| 4- M 30-4 S3 E2/E3 | 14- M-X 70-2 S3-E3 |
| 5- M 40-4 S3 E2/E3 | 15- |
| 6- M 50-4 S3 E2/E3 | 16- |
| 7- MC 30 S3 E2/E3 | 17- |
| 8- MC 40 PS S3 E2/E3 | 18- |
| 9- MC 50 PS S3 E2/E3 | 19- |
| 10- MC 60 PS S3 E2/E3 | 20- |

| Rep Hinw Fig Item Rif | Numéro Teil-Nr Numero Part-Nr Part-Nr | Désignation Bezeichnung Description Description | 1 2 3 4 5 6 7 8 9 10 11 12 13 14 15 16 17 18 19 20 | | | | | | | | | | | | | | | | | | | | | | | | |
|-----------------------------------|---|--|--|---|---|---|---|---|---|---|---|----|----|----|----|----|----|----|----|----|----|----|--|--|--|--|--|
| | | | 1 | 2 | 3 | 4 | 5 | 6 | 7 | 8 | 9 | 10 | 11 | 12 | 13 | 14 | 15 | 16 | 17 | 18 | 19 | 20 | | | | | |
| 12 | 218158 | Abaque M TDL /30/3M50 M Abaco de carga Diagramma di carico - Belastung tabelle - Load chart - | | | | | | | | | 1 | | | | | | | | | | | | | | | | |
| 13 | 218159 | Abaque M TDL /30/3M70 M Abaco de carga Diagramma di carico - Belastung tabelle - Load chart - | | | | | | | | | 1 | | | | | | | | | | | | | | | | |
| 14 | 221068 | Abaque M TDL /30/4M M Abaco de carga Diagramma di carico - Belastung tabelle - Load chart - | | | | | | | | | 1 | | | | | | | | | | | | | | | | |
| 15 | 221069 | Abaque M TDL /30/4M50 M Abaco de carga Diagramma di carico - Belastung tabelle - Load chart - | | | | | | | | | 1 | | | | | | | | | | | | | | | | |
| 16 | 221070 | Abaque M TDL Abaco de carga Diagramma di carico - Belastung tabelle - Load chart - | | | | | | | | | 1 | | | | | | | | | | | | | | | | |
| 17 | 221073 | Abaque M TDL /30/5M50 M Abaco de carga Diagramma di carico - Belastung tabelle - Load chart - | | | | | | | | | 1 | | | | | | | | | | | | | | | | |
| 18 | 239164 | Abaque M TDL /30/3M M Abaco Diagramma - Belastung tabelle - Load chart - | | | 1 | | | 1 | | | | | | | | | | | 1 | | | | | | | | |
| 19 | 239165 | Abaque M TDL /30/3M30 M Abaco Diagramma - Belastung tabelle - Load chart - | | | 1 | | | 1 | | | | | | | | | | | 1 | | | | | | | | |
| 20 | 239166 | Abaque M TDL /30/3M50 M Abaco Diagramma - Belastung tabelle - Load chart - | | | 1 | | | 1 | | | | | | | | | | | 1 | | | | | | | | |
| 21 | 239159 | Abaque M TDL /30/3M70 M Abaco Diagramma - Belastung tabelle - Load chart - | | | 1 | | | 1 | | | | | | | | | | | 1 | | | | | | | | |
| 22 | 239160 | Abaque M TDL /30/4M M Abaco Diagramma - Belastung tabelle - Load chart - | | | 1 | | | 1 | | | | | | | | | | | 1 | | | | | | | | |



Catalogue : 647010

3

ABAQUE DE CHARGE
 BELASTUNG TABELLE
 ABACO DE CARGA
 LOAD CHART
 DIAGRAMMA DI CARICO

Qté-Menge-Cant-Qty-Q.ta

12 AA

226

M

- | | |
|-----------------------|-----------------------|
| 1- M 26-2 S3 E2/E3 | 11- MC 70 PS S3 E2/E3 |
| 2- M 30-2 S3 E2/E3 | 12- M-X 30-4 S3-E3 |
| 3- M 26-4 S3 E2/E3 | 13- M-X 50-4 S3-E3 |
| 4- M 30-4 S3 E2/E3 | 14- M-X 70-2 S3-E3 |
| 5- M 40-4 S3 E2/E3 | 15- |
| 6- M 50-4 S3 E2/E3 | 16- |
| 7- MC 30 S3 E2/E3 | 17- |
| 8- MC 40 PS S3 E2/E3 | 18- |
| 9- MC 50 PS S3 E2/E3 | 19- |
| 10- MC 60 PS S3 E2/E3 | 20- |

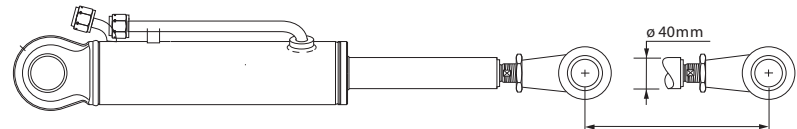
| Rep Hinw Fig Item Rif | Numéro Teil-Nr Numero Part-Nr Part-Nr | Désignation Bezeichnung Descripcion Description Descrizione | Qté-Menge-Cant-Qty-Q.ta | | | | | | | | | | | | | | | | | | | |
|-----------------------------------|---|---|-------------------------|---|---|---|---|---|---|---|---|----|----|----|----|----|----|----|----|----|----|----|
| | | | 1 | 2 | 3 | 4 | 5 | 6 | 7 | 8 | 9 | 10 | 11 | 12 | 13 | 14 | 15 | 16 | 17 | 18 | 19 | 20 |
| 23 | 239163 | Abaque M TDL /30/4M50 M Abaco Diagramma - Belastung tabelle - Load chart - | | 1 | | 1 | | | | | | | 1 | | | | | | | | | |
| 24 | 221075 | Abaque M TDL Abaco de carga Diagramma di carico - Belastung tabelle - Load chart - | | 1 | | 1 | | | | | | | 1 | | | | | | | | | |
| 25 | 163658 | Rivet Ø 3,2 x 8 Remache Rivetto - Niete - Rivet - | 4 | 4 | 4 | 4 | | | | 4 | | | | 4 | | | | | | | | |

INCLINAISON MAT DOUBLE
DOPPELT HUBMAST NEIGUNG
INCLINACION MASTIL DOBLE
DOUBLE MAST TILTING
INCLINAZIONE RAMPA DUPLEX

10 CD 37

HYDRAULIQUE (Vérin d'inclinaison) (Inclinaison standard 6°/12°)
 HYDRAULIK (Neigungszylinder) (Standard neigung 6°/12°)
 HIDRAULICO (Cilindro de inclinación) (Inclinación estandar 6°/12°)
 HYDRAULIC (Tilting cylinder) (Standard tilting 6°/12°)
 IDRAULICO (Cilindro di inclinazione) (Inclinazione standard 6°/12°)

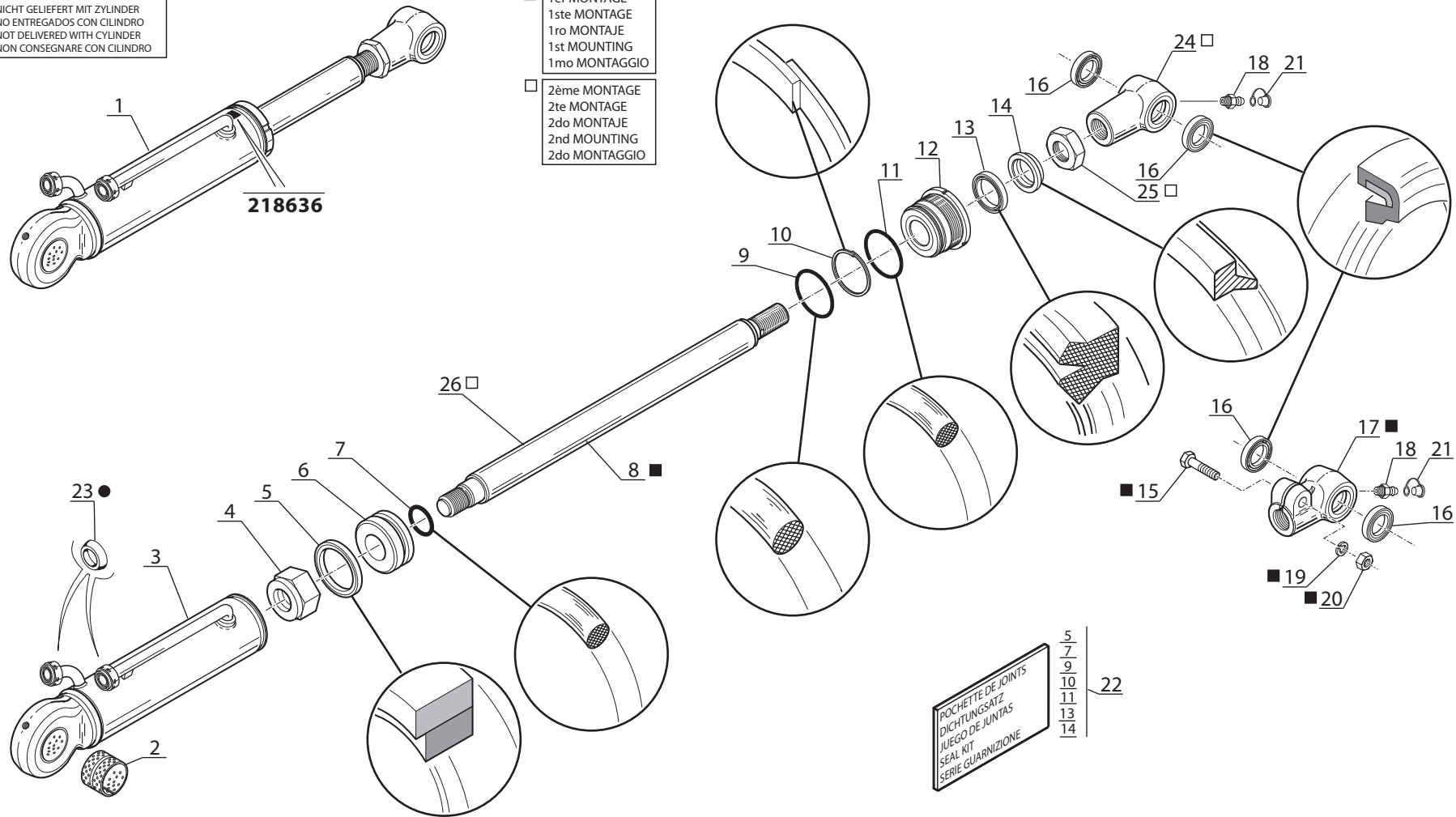
M 26-2 T S.3-E3 / M 30-2 T S.3-E3
 M 26-4 T S.3-E3 / M 30-4 T S.3-E3
 M-X 30-4 S.3-E3



Course - Hub - Carrera - Stroke - Corsa: 193mm

● NON LIVRE AVEC VERIN
 NICHT GELIEFERT MIT ZYLINDER
 NO ENTREGADOS CON CILINDRO
 NOT DELIVERED WITH CYLINDER
 NON CONSEGNARE CON CILINDRO

- 1er MONTAGE
 1ste MONTAGE
 1ro MONTAJE
 1st MOUNTING
 1mo MONTAGGIO
- 2ème MONTAGE
 2te MONTAGE
 2do MONTAJE
 2nd MOUNTING
 2do MONTAGGIO



POCHETTE DE JOINTS
 DICHTUNGSATZ
 JUEGO DE JUNTAS
 SEAL KIT
 SERIE GUARNIZIONE

Catalogue : 647010

| 1 | HYDRAULIQUE (Vérin d'inclinaison) (standard 6°/12°) HYDRAULIK (Neigungszylinder) (standard 6°/12°) HIDRAULICO (Cilindro de inclinación) (estándard 6°/12°) HYDRAULIC (Tilting cylinder) (standard 6°/12°) IDRAULICO (Cilindro inclinazione) (standard 6°/12°) | | | Qté-Menge-Cant-Qty-Q.ta | | | | | | | | | | 10 CD | | 37 | | M | | | | | | |
|----|---|--|---|-------------------------|---|---|---|---|---|---|---|---|----|-------|----|----|----|---|----|----|----|----|----|----|
| | Rep Hinw Fig Item Rif | Número Teil-Nr Numero Part-Nr Part-Nr | Désignation Bezeichnung Description Description | 1 | 2 | 3 | 4 | 5 | 6 | 7 | 8 | 9 | 10 | 11 | 12 | 13 | 14 | | 15 | 16 | 17 | 18 | 19 | 20 |
| 1 | 218636 | Vérin inclinai. D:40mm C:193mm- Cilindro de inclinación - Cilindro di inclinazione - | Neigungszylinder - Tilting cylinder - | 2 | 2 | 2 | 2 | | | | | | | | | 2 | | | | | | | | |
| 2 | 181246 | Bague Anillo Anello | - Büchse - Bushing - | 1 | 1 | 1 | 1 | | | | | | | | | 1 | | | | | | | | |
| 3 | 562138 | Corps de vérin Cuerpo de cilindro Corpo di cilindro | - Zylinder körper - Cylinder body - | 1 | 1 | 1 | 1 | | | | | | | | | 1 | | | | | | | | |
| 4 | 165292 | Ecrou FR, M30-200 Tuerca Dado | - Mutter - Nut - | 1 | 1 | 1 | 1 | | | | | | | | | 1 | | | | | | | | |
| 5 | 548126 | Joint d'étanchéité Junta de estanqueidad Guarnizione | - Dichtungsring - Seal - | 1 | 1 | 1 | 1 | | | | | | | | | 1 | | | | | | | | |
| 6 | 549246 | Piston de vérin Pistón de cilindro Pistone del cilindro | - Zylinderkolben - Cylinder piston - | 1 | 1 | 1 | 1 | | | | | | | | | 1 | | | | | | | | |
| 7 | 172830 | Joint torique Junta tórica Anello OR | - "0" ring - "0" ring - | 1 | 1 | 1 | 1 | | | | | | | | | 1 | | | | | | | | |
| 8 | 565588 | Tige de vérin Vástago de cilindro Stelo del cilindro | - Zylinder stange - Cylinder rod - | 1 | 1 | 1 | 1 | | | | | | | | | 1 | | | | | | | | |
| 9 | 4040 | Joint torique Junta tórica Anello OR | - "0" ring - "0" ring - | 1 | 1 | 1 | 1 | | | | | | | | | 1 | | | | | | | | |
| 10 | 182268 | Joint anti-extrusion Junta antiextrusión Guarnizione anti estrusione | - Abstützdichtung - Anti-extrusion seal - | 1 | 1 | 1 | 1 | | | | | | | | | 1 | | | | | | | | |
| 11 | 161783 | Joint torique Junta tórica Anello OR | - "0" ring - "0" ring - | 1 | 1 | 1 | 1 | | | | | | | | | 1 | | | | | | | | |

+

Catalogue : 647010

2

HYDRAULIQUE (Vérin d'inclinaison) (standard 6°/12°)
 HYDRAULIK (Neigungszylinder) (standard 6°/12°)
 HIDRAULICO (Cilindro de inclinación) (estándard 6°/12°)
 HYDRAULIC (Tilting cylinder) (standard 6°/12°)
 IDRAULICO (Cilindro inclinazione) (standard 6°/12°)

Qté-Menge-Cant-Qty-Q.ta

10 CD

37

M

1- M 26-2 S3 E2/E3 11- MC 70 PS S3 E2/E3
 2- M 30-2 S3 E2/E3 12- M-X 30-4 S3-E3
 3- M 26-4 S3 E2/E3 13- M-X 50-4 S3-E3
 4- M 30-4 S3 E2/E3 14- M-X 70-2 S3-E3
 5- M 40-4 S3 E2/E3 15-
 6- M 50-4 S3 E2/E3 16-
 7- MC 30 S3 E2/E3 17-
 8- MC 40 PS S3 E2/E3 18-
 9- MC 50 PS S3 E2/E3 19-
 10- MC 60 PS S3 E2/E3 20-

| Rep Hinw Fig Item Rif | Número Teil-Nr Numero Part-Nr Part-Nr | Désignation Bezeichnung Descripcion Description Descrizione | 1 | 2 | 3 | 4 | 5 | 6 | 7 | 8 | 9 | 10 | 11 | 12 | 13 | 14 | 15 | 16 | 17 | 18 | 19 | 20 | |
|-----------------------------------|---|---|---|---|---|---|---|---|---|---|---|----|----|----|----|----|----|----|----|----|----|----|--|
| 12 | 549245 | Bague de fermeture Anillo de cierre Anello di chiusura - Schlussring - Fastening ring - | 1 | 1 | 1 | 1 | | | | | | | | 1 | | | | | | | | | |
| 13 | 5316 | Joint d'étanchéité Junta de estanqueidad Guarnizione - Dichtungsring - Seal - | 1 | 1 | 1 | 1 | | | | | | | | 1 | | | | | | | | | |
| 14 | 1878 | Joint d'étanchéité Junta de estanqueidad Guarnizione - Dichtungsring - Seal - | 1 | 1 | 1 | 1 | | | | | | | | 1 | | | | | | | | | |
| 15 | 58558 | Vis H,M14- 60-8.8-ZN8/C Tornillo Vite - Schraube - Screw - | 1 | 1 | 1 | 1 | | | | | | | | 1 | | | | | | | | | |
| 16 | 561269 | Joint d'étanchéité Junta de estanqueidad Guarnizione - Dichtungsring - Seal - | 2 | 2 | 2 | 2 | | | | | | | | 2 | | | | | | | | | |
| 17 | 561268 | Embout de vérin d'inclinaison Cabo de cilindro de inclinación Tilt ram end tube Ghiera di cilindro inclinazione - Gabelkopf der neigezylinder | 1 | 1 | 1 | 1 | | | | | | | | 1 | | | | | | | | | |
| 18 | 269 | Graisseur Engrasador Ingrassatore - Schmiernippel - Greaser - | 1 | 1 | 1 | 1 | | | | | | | | 1 | | | | | | | | | |
| 19 | 42256 | Rondelle W14 ZN Arandela Rondella - Unterlegscheibe - Washer - | 1 | 1 | 1 | 1 | | | | | | | | 1 | | | | | | | | | |
| 20 | 42324 | Ecrou H ,M14 zingué Tuerca Dado - Mutter - Nut - | 1 | 1 | 1 | 1 | | | | | | | | 1 | | | | | | | | | |
| 21 | 192777 | Capuchon Capuchón Cappuccio - Kappe - Cap - | 1 | 1 | 1 | 1 | | | | | | | | 1 | | | | | | | | | |
| 22 | 548000 | Pochette de joints Juego de juntas Kit guarnizione - Dichtungsatz - Seal kit - | 1 | 1 | 1 | 1 | | | | | | | | 1 | | | | | | | | | |

+

Catalogue : 647010

3

HYDRAULIQUE (Vérin d'inclinaison) (standard 6°/12°)
 HYDRAULIK (Neigungzylinder) (standard 6°/12°)
 HIDRAULICO (Cilindro de inclinación) (estándard 6°/12°)
 HYDRAULIC (Tilting cylinder) (standard 6°/12°)
 IDRAULICO (Cilindro inclinazione) (standard 6°/12°)

Qté-Menge-Cant-Qty-Q.ta

10 CD

37

M

| | |
|-----------------------|-----------------------|
| 1- M 26-2 S3 E2/E3 | 11- MC 70 PS S3 E2/E3 |
| 2- M 30-2 S3 E2/E3 | 12- M-X 30-4 S3-E3 |
| 3- M 26-4 S3 E2/E3 | 13- M-X 50-4 S3-E3 |
| 4- M 30-4 S3 E2/E3 | 14- M-X 70-2 S3-E3 |
| 5- M 40-4 S3 E2/E3 | 15- |
| 6- M 50-4 S3 E2/E3 | 16- |
| 7- MC 30 S3 E2/E3 | 17- |
| 8- MC 40 PS S3 E2/E3 | 18- |
| 9- MC 50 PS S3 E2/E3 | 19- |
| 10- MC 60 PS S3 E2/E3 | 20- |

| Rep Hinw Fig Item Rif | Numéro Teil-Nr Numero Part-Nr Part-Nr | Désignation Bezeichnung Descripcion Description Descrizione |
|-----------------------------------|---|---|
|-----------------------------------|---|---|

| | | |
|----|--------|--|
| 23 | 169437 | Joint d'étanchéité Junta de estanqueidad Guarnizione - Dichtungsring - Seal - |
| 24 | 588726 | Embout de vérin Cabo de cilindro Ghiera di cilindro - Zylinderkopf - Ram end tube - |
| 25 | 588727 | Ecrou Tuerca Dado - Mutter - Nut - |
| 26 | 562139 | Tige de vérin Vástago de cilindro Stelo del cilindro - Zylinder stange - Cylinder rod - |

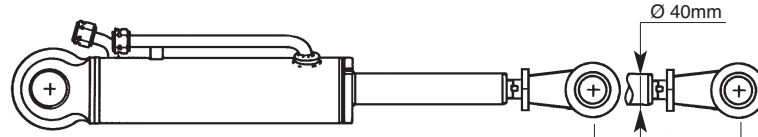
| 1 | 2 | 3 | 4 | 5 | 6 | 7 | 8 | 9 | 10 | 11 | 12 | 13 | 14 | 15 | 16 | 17 | 18 | 19 | 20 |
|---|---|---|---|---|---|---|---|---|----|----|----|----|----|----|----|----|----|----|----|
|---|---|---|---|---|---|---|---|---|----|----|----|----|----|----|----|----|----|----|----|

| | | | | | | | | | | | | | | | | | | | | | | | | | | | | | | | | | | | | | | | | | |
|--|---|---|---|---|--|--|--|--|--|--|--|--|--|--|--|--|--|--|--|--|--|--|--|--|--|--|--|--|--|--|--|--|--|--|--|--|--|--|--|--|--|
| | 2 | 2 | 2 | 2 | | | | | | | | | | | | | | | | | | | | | | | | | | | | | | | | | | | | | |
| | | | | | | | | | | | | | | | | | | | | | | | | | | | | | | | | | | | | | | | | | |
| | | | | | | | | | | | | | | | | | | | | | | | | | | | | | | | | | | | | | | | | | |
| | | | | | | | | | | | | | | | | | | | | | | | | | | | | | | | | | | | | | | | | | |
| | | | | | | | | | | | | | | | | | | | | | | | | | | | | | | | | | | | | | | | | | |
| | | | | | | | | | | | | | | | | | | | | | | | | | | | | | | | | | | | | | | | | | |
| | | | | | | | | | | | | | | | | | | | | | | | | | | | | | | | | | | | | | | | | | |
| | | | | | | | | | | | | | | | | | | | | | | | | | | | | | | | | | | | | | | | | | |
| | | | | | | | | | | | | | | | | | | | | | | | | | | | | | | | | | | | | | | | | | |
| | | | | | | | | | | | | | | | | | | | | | | | | | | | | | | | | | | | | | | | | | |

10 CD 38

HYDRAULIQUE (Vérin d'inclinaison) (Inclinaison standard 6°/12°)
 HYDRAULIK (Neigungszylinder) (Standard neigung 6°/12°)
 HIDRAULICO (Cilindro de inclinación) (Inclinación estandar 6°/12°)
 HYDRAULIC (Tilting cylinder) (Standard tilting 6°/12°)
 IDRAULICO (Cilindro di inclinazione) (Inclinazione standard 6°/12°)

MC 30 S.3

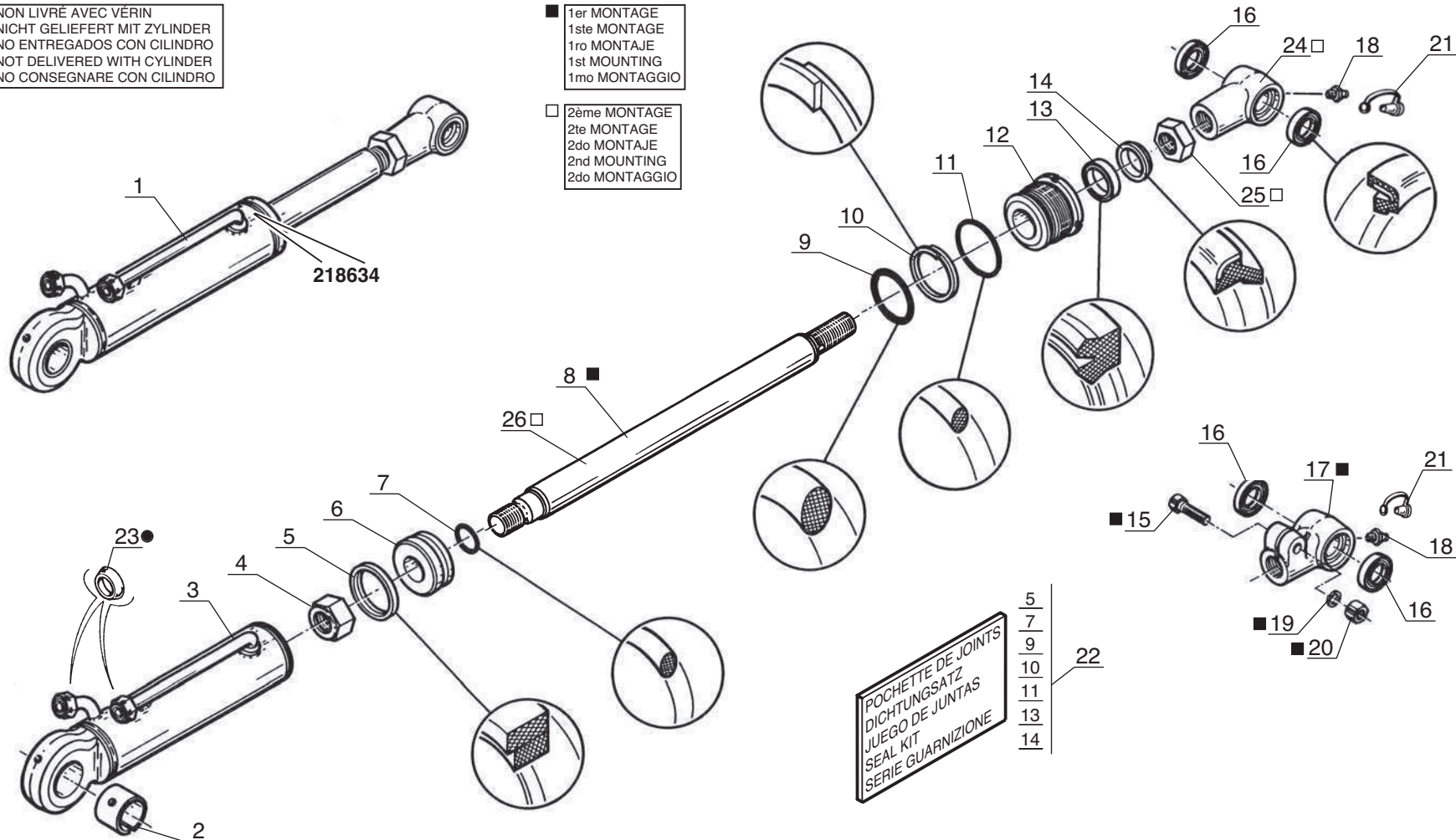


COURSE-HUB-CARRERA-STROKE-CORSA : 193 mm

● NON LIVRÉ AVEC VÉRIN
 NICHT GELIEFERT MIT ZYLINDER
 NO ENTREGADOS CON CILINDRO
 NOT DELIVERED WITH CYLINDER
 NO CONSEGNARE CON CILINDRO

■ 1er MONTAGE
 1ste MONTAGE
 1ro MONTAJE
 1st MOUNTING
 1mo MONTAGGIO

□ 2ème MONTAGE
 2te MONTAGE
 2do MONTAJE
 2nd MOUNTING
 2do MONTAGGIO



POCHETTE DE JOINTS
 DICHTUNGSATZ
 JUEGO DE JUNTAS
 SEAL KIT
 SERIE GUARNIZIONE

- 5
- 7
- 9
- 10
- 11
- 13
- 14

22

Catalogue : 647010

2

HYDRAULIQUE (Vérin d'inclinaison) (standard 6°/12°)
 HYDRAULIK (Neigungszylinder) (standard 6°/12°)
 HIDRAULICO (Cilindro de inclinación) (estándar 6°/12°)
 HYDRAULIC (Tilting cylinder) (standard 6°/12°)
 IDRAULICO (Cilindro inclinazione) (standard 6°/12°)

Qté-Menge-Cant-Qty-Q.ta

10 CD

38

M

| | | | | | | | | | | |
|-----|----|------|----|-------|-------|-----|------|-------|----|-------|
| 1- | M | 26-2 | S3 | E2/E3 | 11- | MC | 70 | PS | S3 | E2/E3 |
| 2- | M | 30-2 | S3 | E2/E3 | 12- | M-X | 30-4 | S3-E3 | | |
| 3- | M | 26-4 | S3 | E2/E3 | 13- | M-X | 50-4 | S3-E3 | | |
| 4- | M | 30-4 | S3 | E2/E3 | 14- | M-X | 70-2 | S3-E3 | | |
| 5- | M | 40-4 | S3 | E2/E3 | 15- | | | | | |
| 6- | M | 50-4 | S3 | E2/E3 | 16- | | | | | |
| 7- | MC | 30 | S3 | E2/E3 | 17- | | | | | |
| 8- | MC | 40 | PS | S3 | E2/E3 | 18- | | | | |
| 9- | MC | 50 | PS | S3 | E2/E3 | 19- | | | | |
| 10- | MC | 60 | PS | S3 | E2/E3 | 20- | | | | |

| Rep Hinw Fig Item Rif | Numéro Teil-Nr Numero Part-Nr Part-Nr | Désignation Bezeichnung Descripción Descripción |
|-----------------------|---------------------------------------|---|
|-----------------------|---------------------------------------|---|

| | | |
|----|--------|---|
| 12 | 549245 | Bague de fermeture Anillo de cierre Anello di chiusura - Schlussring - Fastening ring - |
| 13 | 5316 | Joint d'étanchéité Junta de estanqueidad Guarnizione - Dichtungsring - Seal - |
| 14 | 1878 | Joint d'étanchéité Junta de estanqueidad Guarnizione - Dichtungsring - Seal - |
| 15 | 58558 | Vis H,M14- 60-8.8-ZN8/C Tornillo Vite - Schraube - Screw - |
| 16 | 561269 | Joint d'étanchéité Junta de estanqueidad Guarnizione - Dichtungsring - Seal - |
| 17 | 561268 | Embout de vérin d'inclinaison Cabo de cilindro de inclinación Tilt ram end tube Ghiera di cilindro inclinazione - Gabelkopf der neigezylinder |
| 18 | 269 | Graisseur Engrasador Ingrassatore - Schmiernippel - Greaser - |
| 19 | 42256 | Rondelle W14 ZN Arandela Rondella - Unterlegscheibe - Washer - |
| 20 | 42324 | Ecrou H ,M14 zingué Tuerca Dado - Mutter - Nut - |
| 21 | 192777 | Capuchon Capuchón Cappuccio - Kappe - Cap - |
| 22 | 548000 | Pochette de joints Juego de juntas Kit guarnizione - Dichtungsatz - Seal kit - |

| 1 | 2 | 3 | 4 | 5 | 6 | 7 | 8 | 9 | 10 | 11 | 12 | 13 | 14 | 15 | 16 | 17 | 18 | 19 | 20 |
|---|---|---|---|---|---|---|---|---|----|----|----|----|----|----|----|----|----|----|----|
|---|---|---|---|---|---|---|---|---|----|----|----|----|----|----|----|----|----|----|----|

| | | | | | | | | | | | | | | | | | | | |
|--|--|--|--|--|--|---|--|--|--|--|--|--|--|--|--|--|--|--|--|
| | | | | | | 1 | | | | | | | | | | | | | |
| | | | | | | 1 | | | | | | | | | | | | | |
| | | | | | | 1 | | | | | | | | | | | | | |
| | | | | | | 1 | | | | | | | | | | | | | |
| | | | | | | 2 | | | | | | | | | | | | | |
| | | | | | | 1 | | | | | | | | | | | | | |
| | | | | | | 1 | | | | | | | | | | | | | |
| | | | | | | 1 | | | | | | | | | | | | | |
| | | | | | | 1 | | | | | | | | | | | | | |
| | | | | | | 1 | | | | | | | | | | | | | |
| | | | | | | 1 | | | | | | | | | | | | | |
| | | | | | | 1 | | | | | | | | | | | | | |
| | | | | | | | | | | | | | | | | | | | |

+

**MAT DOUBLE - DOPPELT HUBMAST
MASTIL DOBLE - DOUBLE MAST
RAMPA DUPLEX**

3,00m à / bis / a / to / a 5,00m

**Ref : 560 416
à / bis / a / to / a
Ref : 560 422**

**M 40-4 S3
MC 40 PS S3**

**Ref : 560 430
à / bis / a / to / a
Ref : 560 436**

**M 50-4 S3
MC 50 PS S3
M-X 50-4 S3**

5 AA 68

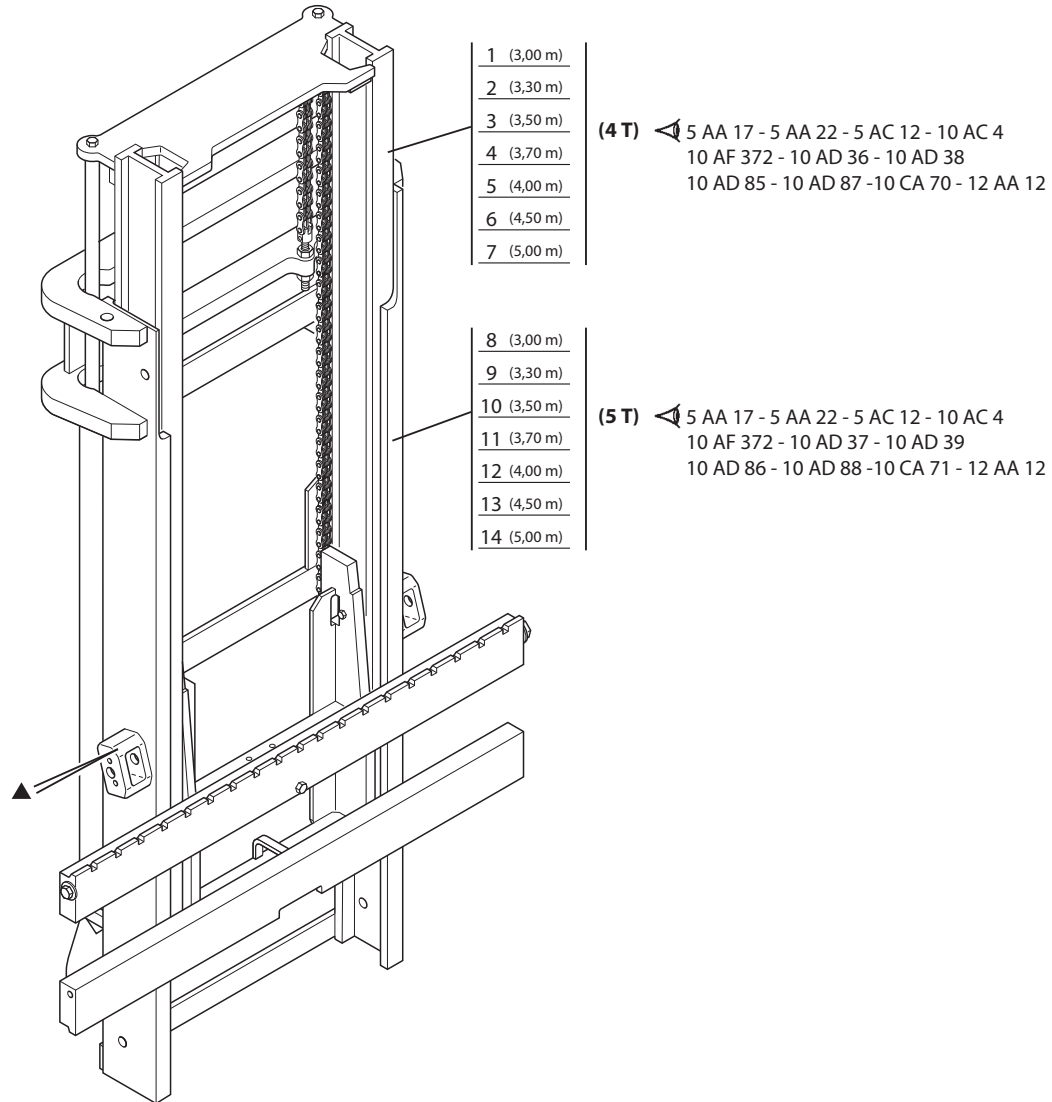
MAT DOUBLE (Hauteur de levée : 3,00m à 5,00m)
 DOPPELT HUBMAST (Hubhöhe : 3,00m bis 5,00m)
 MASTIL DOBLE (Altura de levantamiento : 3,00 a 5,00m)
 DOUBLE MAST (Lift height : 3,00 to 5,00m)
 RAMPA DUPLEX (Altezza di sollevamento : 3,00 a 5,00m)

(Inclinaison standard - Standard neigung - Inclinación estandar - Standard Tilting - Inclinazione standard : 15°/15°)

M 40-4 S.3 / M 50-4 S.3
MC 40 PS S.3 / MC 50 PS S.3
M-X 50-4 S.3

▲ N° DE MAT A SPECIFIER POUR TOUTE COMMANDE DE PIÉCES
 HUBMAST NUMMER ZUGEBEN FÜR ALLE TEILE
 N° DE MASTIL A ESPECIFICAR PARA TODAS PEDIDAS DE PIEZAS
 MAST NUMBER TO SPECIFY FOR ALL PARTS ORDER
 N° CARRELLO DA SPECIFICARE PER TUTTE GU ORDINI DEL PARTICOLARI

| | 4T | 5T |
|--------|---------|---------|
| 3.00 m | 560 416 | 560 430 |
| 3.30 m | 560 417 | 560 431 |
| 3.50 m | 560 418 | 560 432 |
| 3.70 m | 560 419 | 560 433 |
| 4.00 m | 560 420 | 560 434 |
| 4.50 m | 560 421 | 560 435 |
| 5.00 m | 560 422 | 560 436 |



Catalogue : 647010

Qté-Menge-Cant-Qty-Q.ta

5 AA

68

M

1

MAT DOUBLE 3,00 m à 5,00 m (Inclinaison standard 15°/15°)
 DOPPELT HUBMAST 3,00 m bis 5,00 m (Standard neigung 15°/15°)
 MASTIL DOBLE 3,00 m a 5,00 m (Inclinación estándar 15°/15°)
 DOUBLE MAST 3,00 m a 5,00 m (Standard tilting 15°/15°)
 ALBERO DOPIO 3,00 m a 5,00 m (Inclinazione standard 15°/15°)

- | | |
|-----------------------|-----------------------|
| 1- M 26-2 S3 E2/E3 | 11- MC 70 PS S3 E2/E3 |
| 2- M 30-2 S3 E2/E3 | 12- M-X 30-4 S3-E3 |
| 3- M 26-4 S3 E2/E3 | 13- M-X 50-4 S3-E3 |
| 4- M 30-4 S3 E2/E3 | 14- M-X 70-2 S3-E3 |
| 5- M 40-4 S3 E2/E3 | 15- |
| 6- M 50-4 S3 E2/E3 | 16- |
| 7- MC 30 S3 E2/E3 | 17- |
| 8- MC 40 PS S3 E2/E3 | 18- |
| 9- MC 50 PS S3 E2/E3 | 19- |
| 10- MC 60 PS S3 E2/E3 | 20- |

| Rep Hinw Fig Item Rif | Numéro Teil-Nr Numero Part-Nr Part-Nr | Désignation Bezeichnung Descripcion Description Descrizione | Qté-Menge-Cant-Qty-Q.ta | | | | | | | | | | | | | | | | | | | |
|-----------------------------------|---|--|-------------------------|---|---|---|---|---|---|---|---|----|----|----|----|----|----|----|----|----|----|----|
| | | | 1 | 2 | 3 | 4 | 5 | 6 | 7 | 8 | 9 | 10 | 11 | 12 | 13 | 14 | 15 | 16 | 17 | 18 | 19 | 20 |
| 1 | 560416 | Mât double complet (3,00 m) Mastil doble completo Rampa duplex completo - Kompletter doppelt hubmast - Complete double mast - | | | | | 1 | | | 1 | | | | | | | | | | | | |
| 2 | 560417 | Mât double complet (3,30 m) Mastil doble completo Rampa duplex completo - Kompletter doppelt hubmast - Complete double mast - | | | | | 1 | | | 1 | | | | | | | | | | | | |
| 3 | 560418 | Mât double complet (3,50 m) Mastil doble completo Rampa duplex completo - Kompletter doppelt hubmast - Complete double mast - | | | | | 1 | | | 1 | | | | | | | | | | | | |
| 4 | 560419 | Mât double complet (3,70 m) Mastil doble completo Rampa duplex completo - Kompletter doppelt hubmast - Complete double mast - | | | | | 1 | | | 1 | | | | | | | | | | | | |
| 5 | 560420 | Mât double complet (4,00 m) Mastil doble completo Rampa duplex completo - Kompletter doppelt hubmast - Complete double mast - | | | | | 1 | | | 1 | | | | | | | | | | | | |
| 6 | 560421 | Mât double complet (4,50 m) Mastil doble completo Rampa duplex completo - Kompletter doppelt hubmast - Complete double mast - | | | | | 1 | | | 1 | | | | | | | | | | | | |
| 7 | 560422 | Mât double complet (5,00 m) Mastil doble completo Rampa duplex completo - Kompletter doppelt hubmast - Complete double mast - | | | | | 1 | | | 1 | | | | | | | | | | | | |
| 8 | 560430 | Mât double complet (3,00 m) Mastil doble completo Rampa duplex completo - Kompletter doppelt hubmast - Complete double mast - | | | | | | | 1 | | | 1 | | | | | | | | | | |
| 9 | 560431 | Mât double complet (3,30 m) Mastil doble completo Rampa duplex completo - Kompletter doppelt hubmast - Complete double mast - | | | | | | | 1 | | | 1 | | | | | | | | | | |
| 10 | 560432 | Mât double complet (3,50 m) Mastil doble completo Rampa duplex completo - Kompletter doppelt hubmast - Complete double mast - | | | | | | | 1 | | | 1 | | | | | | | | | | |
| 11 | 560433 | Mât double complet (3,70 m) Mastil doble completo Rampa duplex completo - Kompletter doppelt hubmast - Complete double mast - | | | | | | | 1 | | | 1 | | | | | | | | | | |



2

Catalogue : 647010

MAT DOUBLE 3,00 m à 5,00 m (Inclinaison standard 15°/15°)
 DOPPELT HUBMAST 3,00 m bis 5,00 m (Standard neigung 15°/15°)
 MASTIL DOBLE 3,00 m a 5,00 m (Inclinación estándar 15°/15°)
 DOUBLE MAST 3,00 m a 5,00 m (Standard tilting 15°/15°)
 ALBERO DOPPIO 3,00 m a 5,00 m (Inclinazione standard 15°/15°)

Qté-Menge-Cant-Qty-Q.ta

5 AA

68

M

| | | | | | | | | | | | |
|-----|----|------|----|-------|-------|-----|------|----|----|-------|--|
| 1- | M | 26-2 | S3 | E2/E3 | 11- | MC | 70 | PS | S3 | E2/E3 | |
| 2- | M | 30-2 | S3 | E2/E3 | 12- | M-X | 30-4 | S3 | E3 | | |
| 3- | M | 26-4 | S3 | E2/E3 | 13- | M-X | 50-4 | S3 | E3 | | |
| 4- | M | 30-4 | S3 | E2/E3 | 14- | M-X | 70-2 | S3 | E3 | | |
| 5- | M | 40-4 | S3 | E2/E3 | 15- | | | | | | |
| 6- | M | 50-4 | S3 | E2/E3 | 16- | | | | | | |
| 7- | MC | 30 | S3 | E2/E3 | 17- | | | | | | |
| 8- | MC | 40 | PS | S3 | E2/E3 | 18- | | | | | |
| 9- | MC | 50 | PS | S3 | E2/E3 | 19- | | | | | |
| 10- | MC | 60 | PS | S3 | E2/E3 | 20- | | | | | |

| Rep Hinw Fig Item Rif | Numéro Teil-Nr Numero Part-Nr Part-Nr | Désignation Bezeichnung Descripcion Description Descrizione | Qté-Menge-Cant-Qty-Q.ta | | | | | | | | | | | | | | | | | | | |
|-----------------------------------|---|---|-------------------------|---|---|---|---|---|---|---|---|----|----|----|----|----|----|----|----|----|----|----|
| | | | 1 | 2 | 3 | 4 | 5 | 6 | 7 | 8 | 9 | 10 | 11 | 12 | 13 | 14 | 15 | 16 | 17 | 18 | 19 | 20 |
| 12 | 560434 | Mât double complet (4,00 m) Mastil doble completo Rampa duplex completo | - | - | - | - | - | - | 1 | - | - | 1 | - | - | - | - | - | - | - | - | - | - |
| 13 | 560435 | Mât double complet (4,50 m) Mastil doble completo Rampa duplex completo | - | - | - | - | - | - | 1 | - | - | 1 | - | - | - | - | - | - | - | - | - | - |
| 14 | 560436 | Mât double complet (5,00 m) Mastil doble completo Rampa duplex completo | - | - | - | - | - | - | 1 | - | - | 1 | - | - | - | - | - | - | - | - | - | - |

5 AA 17

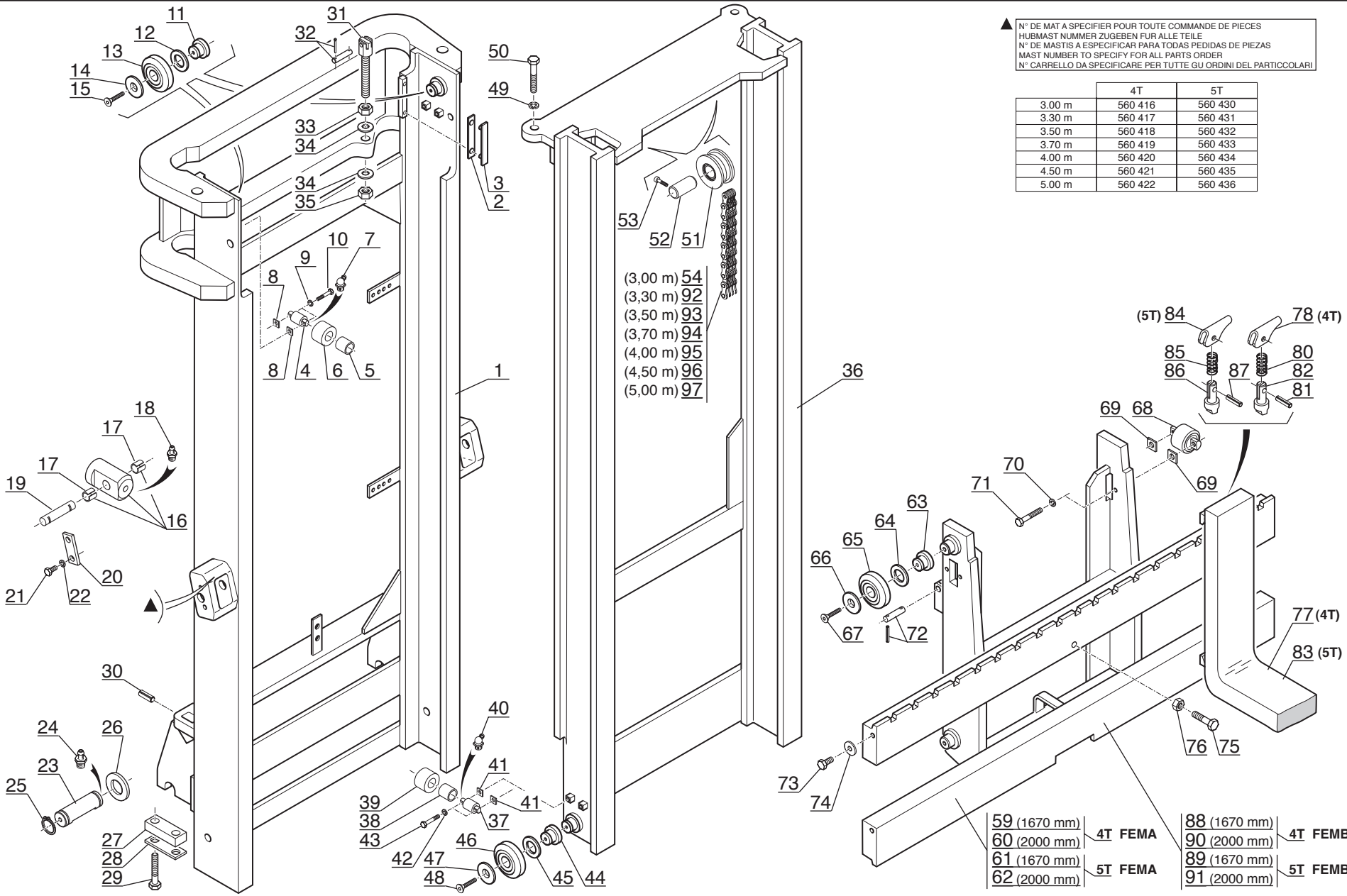
MAT DOUBLE (Hauteur de levée : 3,00m à 5,00m)
 DOPPELT HUBMAST (Hubhöhe : 3,00m bis 5,00m)
 MASTIL DOBLE (Ultura de levantamiento : 3,00m a 5,00m)
 DOUBLE MAST (Lift height : 3,00m to 5,00m)
 RAMPA DUPLEX (Altezza di sollevamento : 3,00m a 5,00m)

(Inclinaison standard - Standard neigung - Inclinação estándar - Standard Tilting - Inclinazione standard : 15°/15°)

MC 40 PS S.3 / MC 50 PS S.3

▲ N° DE MAT A SPECIFIER POUR TOUTE COMMANDE DE PIECES
 HUBMAST NUMBER ZUGEBEN FÜR ALLE TEILE
 N° DE MASTIS A ESPECIFICAR PARA TODAS PEDIDAS DE PIEZAS
 MAST NUMBER TO SPECIFY FOR ALL PARTS ORDER
 N° CARRELO DA SPECIFICARE PER TUTTE GU ORDINI DEL PARTICCOLARI

| | 4T | 5T |
|--------|---------|---------|
| 3.00 m | 560 416 | 560 430 |
| 3.30 m | 560 417 | 560 431 |
| 3.50 m | 560 418 | 560 432 |
| 3.70 m | 560 419 | 560 433 |
| 4.00 m | 560 420 | 560 434 |
| 4.50 m | 560 421 | 560 435 |
| 5.00 m | 560 422 | 560 436 |



| | | | |
|--------------|---------|--------------|---------|
| 59 (1670 mm) | 4T FEMA | 88 (1670 mm) | 4T FEMB |
| 60 (2000 mm) | | 90 (2000 mm) | |
| 61 (1670 mm) | 5T FEMA | 89 (1670 mm) | 5T FEMB |
| 62 (2000 mm) | | 91 (2000 mm) | |

Catalogue : 647010

2

MAT DOUBLE 3m00 à 5m00 (Inclinaison standard 15°/15°)
 DOPPELT HUBMAST 3m00 bis 5m00 (Standard neigung 15°/15°)
 MASTIL DOBLE 3m00 a 5m00 (Inclinación estándar 15°/15°)
 DOUBLE MAST 3m00 a 5m00 (Standard tilting 15°/15°)
 ALBERO DOPPIO 3m00 a 5m00 (Inclinazione standard 15°/15°)

Qté-Menge-Cant-Qty-Q.ta

5 AA

17

M

| | |
|-----------------------|-----------------------|
| 1- M 26-2 S3 E2/E3 | 11- MC 70 PS S3 E2/E3 |
| 2- M 30-2 S3 E2/E3 | 12- M-X 30-4 S3-E3 |
| 3- M 26-4 S3 E2/E3 | 13- M-X 50-4 S3-E3 |
| 4- M 30-4 S3 E2/E3 | 14- M-X 70-2 S3-E3 |
| 5- M 40-4 S3 E2/E3 | 15- |
| 6- M 50-4 S3 E2/E3 | 16- |
| 7- MC 30 S3 E2/E3 | 17- |
| 8- MC 40 PS S3 E2/E3 | 18- |
| 9- MC 50 PS S3 E2/E3 | 19- |
| 10- MC 60 PS S3 E2/E3 | 20- |

| Rep Hinw Fig Item Rif | Numéro Teil-Nr Numero Part-Nr Part-Nr | Désignation Bezeichnung Descripcion Description Descrizione |
|-----------------------------------|---|---|
| 5 | 192552 | Bague - Büchse Anillo - Bushing Anello - |
| 6 | 199429 | Galet - Rolle Rodillo - Roller Rullo - |
| 7 | 81362 | Graisneur coudé (M 6 x 100) - Gekröpft schmiernippel Engrasador acodado - Cranked greaser Ingrassatore - |
| 8 | 195660 | Cale d'épaisseur 0,5 mm - Ausgleichscheibe Cala de espesor - Shim Spessore - |
| 8 | 201219 | Cale d'épaisseur 1 mm - Ausgleichscheibe Cala de espesor - Shim Spessore - |
| 9 | 29461 | Rondelle W 7 ZN - Unterlegscheibe Arandela - Washer Rondella - |
| 10 | 193893 | Vis H,M 7- 35 zinguée - Schraube Tornillo - Screw Vite - |
| 11 | 193478 | Axe de galet (A souder) - Rollenachse (Zu schweissen) Eje de rodillo (A soldar) - Roller axle (To weld) Perno rullo (A saldare) - |
| 12 | 161845 | Rondelle SP 40 x 67 x 1 - Unterlegscheibe Arandela - Washer Rondella - |
| 12 | 163341 | Rondelle SP 40 x 67 x 0,5 - Unterlegscheibe Arandela - Washer Rondella - |
| 13 | 192806 | Galet - Rolle Rodillo - Roller Rullo - |

| 1 | 2 | 3 | 4 | 5 | 6 | 7 | 8 | 9 | 10 | 11 | 12 | 13 | 14 | 15 | 16 | 17 | 18 | 19 | 20 |
|---|---|---|---|---|---|---|---|---|----|----|----|----|----|----|----|----|----|----|----|
| | | | | | | | | 2 | 2 | | | | | | | | | | |
| | | | | | | | | 2 | 2 | | | | | | | | | | |
| | | | | | | | | 2 | 2 | | | | | | | | | | |
| | | | | | | | | X | X | | | | | | | | | | |
| | | | | | | | | X | X | | | | | | | | | | |
| | | | | | | | | 4 | 4 | | | | | | | | | | |
| | | | | | | | | 4 | 4 | | | | | | | | | | |
| | | | | | | | | 2 | 2 | | | | | | | | | | |
| | | | | | | | | X | X | | | | | | | | | | |
| | | | | | | | | X | X | | | | | | | | | | |
| | | | | | | | | 2 | 2 | | | | | | | | | | |

+

Catalogue : 647010

4

MAT DOUBLE 3m00 à 5m00 (Inclinaison standard 15°/15°)
 DOPPELT HUBMAST 3m00 bis 5m00 (Standard neigung 15°/15°)
 MASTIL DOBLE 3m00 a 5m00 (Inclinación estándar 15°/15°)
 DOUBLE MAST 3m00 a 5m00 (Standard tilting 15°/15°)
 ALBERO DOPPIO 3m00 a 5m00 (Inclinazione standard 15°/15°)

Qté-Menge-Cant-Qty-Q.ta

5 AA

17

M

| | | | | | | | | | | |
|-----|----|------|----|-------|-------|-----|------|-------|----|-------|
| 1- | M | 26-2 | S3 | E2/E3 | 11- | MC | 70 | PS | S3 | E2/E3 |
| 2- | M | 30-2 | S3 | E2/E3 | 12- | M-X | 30-4 | S3-E3 | | |
| 3- | M | 26-4 | S3 | E2/E3 | 13- | M-X | 50-4 | S3-E3 | | |
| 4- | M | 30-4 | S3 | E2/E3 | 14- | M-X | 70-2 | S3-E3 | | |
| 5- | M | 40-4 | S3 | E2/E3 | 15- | | | | | |
| 6- | M | 50-4 | S3 | E2/E3 | 16- | | | | | |
| 7- | MC | 30 | S3 | E2/E3 | 17- | | | | | |
| 8- | MC | 40 | PS | S3 | E2/E3 | 18- | | | | |
| 9- | MC | 50 | PS | S3 | E2/E3 | 19- | | | | |
| 10- | MC | 60 | PS | S3 | E2/E3 | 20- | | | | |

| Rep Hinw Fig Item Rif | Numéro Teil-Nr Numero Part-Nr Part-Nr | Désignation Bezeichnung Descripcion Description Descrizione |
|-----------------------------------|---|--|
| 25 | 2637 | Circlips - Sicherungsring Aro retén - Circlip Anello elastico - |
| 26 | 181490 | Rondelle SP 46 x 68 x 1,5ZN - Unterlegscheibe Arandela - Washer Rondella - |
| 26 | 181491 | Rondelle SP 46 x 68 x 2,5ZN - Unterlegscheibe Arandela - Washer Rondella - |
| 27 | 219280 | Plat d'arrêt - Anschlag platte Placa de parada - Stop plate Piatto d'arresto - |
| 28 | 183970 | Plaquette d'arrêt - Anschlag platte Placa de tope - Stop plate Piastrina d'arresto - |
| 29 | 58611 | Vis H,M18- 50 zinguée - Schraube Tornillo - Screw Vite - |
| 30 | 169074 | Goupille 10 x 25 E - Stift Pasador - Pin Spina - |
| 31 | 162848 | Tendeur de chaîne - Kettenspanner Tensor de cadena - Chain tightener Tenditore catena - |
| 32 | 162849 | Axe + 2 goupilles - Bolzen + 2 stift Eje + 2 pasadors - Pin + 2 cotter pin Perno + 2 spina - |
| 33 | 42817 | Ecrou H ,M20 zingué - Mutter Tuerca - Nut Dado - |
| 34 | 197633 | Rondelle HR21 x 40x4 ZN - Unterlegscheibe Arandela - Washer Rondella - |

| 1 | 2 | 3 | 4 | 5 | 6 | 7 | 8 | 9 | 10 | 11 | 12 | 13 | 14 | 15 | 16 | 17 | 18 | 19 | 20 |
|---|---|---|---|---|---|---|---|---|----|----|----|----|----|----|----|----|----|----|----|
| | | | | | | | | 4 | 4 | | | | | | | | | | |
| | | | | | | | | X | X | | | | | | | | | | |
| | | | | | | | | X | X | | | | | | | | | | |
| | | | | | | | | 2 | 2 | | | | | | | | | | |
| | | | | | | | | 2 | 2 | | | | | | | | | | |
| | | | | | | | | 4 | 4 | | | | | | | | | | |
| | | | | | | | | 2 | 2 | | | | | | | | | | |
| | | | | | | | | 2 | 2 | | | | | | | | | | |
| | | | | | | | | 2 | 2 | | | | | | | | | | |
| | | | | | | | | 4 | 4 | | | | | | | | | | |

+

Catalogue : 647010

5

MAT DOUBLE 3m00 à 5m00 (Inclinaison standard 15°/15°)
 DOPPELT HUBMAST 3m00 bis 5m00 (Standard neigung 15°/15°)
 MASTIL DOBLE 3m00 a 5m00 (Inclinación estándar 15°/15°)
 DOUBLE MAST 3m00 a 5m00 (Standard tilting 15°/15°)
 ALBERO DOPPIO 3m00 a 5m00 (Inclinazione standard 15°/15°)

Qté-Menge-Cant-Qty-Q.ta

5 AA

17

M

| | | | | | | | | | | |
|-----|----|------|----|-------|-------|-----|------|-------|----|-------|
| 1- | M | 26-2 | S3 | E2/E3 | 11- | MC | 70 | PS | S3 | E2/E3 |
| 2- | M | 30-2 | S3 | E2/E3 | 12- | M-X | 30-4 | S3-E3 | | |
| 3- | M | 26-4 | S3 | E2/E3 | 13- | M-X | 50-4 | S3-E3 | | |
| 4- | M | 30-4 | S3 | E2/E3 | 14- | M-X | 70-2 | S3-E3 | | |
| 5- | M | 40-4 | S3 | E2/E3 | 15- | | | | | |
| 6- | M | 50-4 | S3 | E2/E3 | 16- | | | | | |
| 7- | MC | 30 | S3 | E2/E3 | 17- | | | | | |
| 8- | MC | 40 | PS | S3 | E2/E3 | 18- | | | | |
| 9- | MC | 50 | PS | S3 | E2/E3 | 19- | | | | |
| 10- | MC | 60 | PS | S3 | E2/E3 | 20- | | | | |

| Rep Hinw Fig Item Rif | Numéro Teil-Nr Numero Part-Nr Part-Nr | Désignation Bezeichnung Descripcion Description Descrizione |
|-----------------------------------|---|---|
| 35 | 32115 | Ecrou Hm, M20 zingué Tuerca Dado - Mutter - Nut - |
| 36 | 219271 | Montant mobile (3,00 m) Montante móvil (3,00 m) Montante mobile (3,00 m) - Innengerüst (3,00 m) - Inner channel (3,00 m) - |
| 36 | 219272 | Montant mobile (3,30 m) Montante móvil (3,30 m) Montante mobile (3,30 m) - Innengerüst (3,30 m) - Inner channel (3,30 m) - |
| 36 | 219273 | Montant mobile (3,50 m) Montante móvil (3,50 m) Montante mobile (3,50 m) - Innengerüst (3,50 m) - Inner channel (3,50 m) - |
| 36 | 219274 | Montant mobile (3,70 m) Montante móvil (3,70 m) Montante mobile (3,70 m) - Innengerüst (3,70 m) - Inner channel (3,70 m) - |
| 36 | 219275 | Montant mobile (4,00 m) Montante móvil (4,00 m) Montante mobile (4,00 m) - Innengerüst (4,00 m) - Inner channel (4,00 m) - |
| 36 | 219276 | Montant mobile (4,50 m) Montante móvil (4,50 m) Montante mobile (4,50 m) - Innengerüst (4,50 m) - Inner channel (4,50 m) - |
| 36 | 219277 | Montant mobile (5,00 m) Montante móvil (5,00 m) Montante mobile (5,00 m) - Innengerüst (5,00 m) - Inner channel (5,00 m) - |
| 37 | 193895 | Axe de galet Eje de rodillo Perno di rullo - Rollenachse - Roller axle - |
| 38 | 192552 | Bague Anillo Anello - Büchse - Bushing - |
| 39 | 199429 | Galet Rodillo Rullo - Rolle - Roller - |

| 1 | 2 | 3 | 4 | 5 | 6 | 7 | 8 | 9 | 10 | 11 | 12 | 13 | 14 | 15 | 16 | 17 | 18 | 19 | 20 |
|---|---|---|---|---|---|---|---|---|----|----|----|----|----|----|----|----|----|----|----|
| | | | | | | | | 2 | 2 | | | | | | | | | | |
| | | | | | | | | 1 | 1 | | | | | | | | | | |
| | | | | | | | | 1 | 1 | | | | | | | | | | |
| | | | | | | | | 1 | 1 | | | | | | | | | | |
| | | | | | | | | 1 | 1 | | | | | | | | | | |
| | | | | | | | | 1 | 1 | | | | | | | | | | |
| | | | | | | | | 1 | 1 | | | | | | | | | | |
| | | | | | | | | 2 | 2 | | | | | | | | | | |
| | | | | | | | | 2 | 2 | | | | | | | | | | |
| | | | | | | | | 2 | 2 | | | | | | | | | | |

+

Catalogue : 647010

6

MAT DOUBLE 3m00 à 5m00 (Inclinaison standard 15°/15°)
 DOPPELT HUBMAST 3m00 bis 5m00 (Standard neigung 15°/15°)
 MASTIL DOBLE 3m00 a 5m00 (Inclinación estándar 15°/15°)
 DOUBLE MAST 3m00 a 5m00 (Standard tilting 15°/15°)
 ALBERO DOPPIO 3m00 a 5m00 (Inclinazione standard 15°/15°)

Qté-Menge-Cant-Qty-Q.ta

5 AA

17

M

| | | | | | | | | | | |
|-----|----|------|----|-------|-------|-----|------|-------|----|-------|
| 1- | M | 26-2 | S3 | E2/E3 | 11- | MC | 70 | PS | S3 | E2/E3 |
| 2- | M | 30-2 | S3 | E2/E3 | 12- | M-X | 30-4 | S3-E3 | | |
| 3- | M | 26-4 | S3 | E2/E3 | 13- | M-X | 50-4 | S3-E3 | | |
| 4- | M | 30-4 | S3 | E2/E3 | 14- | M-X | 70-2 | S3-E3 | | |
| 5- | M | 40-4 | S3 | E2/E3 | 15- | | | | | |
| 6- | M | 50-4 | S3 | E2/E3 | 16- | | | | | |
| 7- | MC | 30 | S3 | E2/E3 | 17- | | | | | |
| 8- | MC | 40 | PS | S3 | E2/E3 | 18- | | | | |
| 9- | MC | 50 | PS | S3 | E2/E3 | 19- | | | | |
| 10- | MC | 60 | PS | S3 | E2/E3 | 20- | | | | |

| Rep Hinw Fig Item Rif | Numéro Teil-Nr Numero Part-Nr Part-Nr | Désignation Bezeichnung Descripcion Description Descrizione |
|-----------------------------------|---|---|
| 40 | 81362 | Graisseur coudé (M 6 x 100) - Gekrspft schmiernippel Engrasador acodado - Cranked greaser Ingrassatore - |
| 41 | 195660 | Cale d'épaisseur 0,5 mm - Ausgleichscheibe Cala de espesor - Shim Spessore - |
| 41 | 201219 | Cale d'épaisseur 1 mm - Ausgleichscheibe Cala de espesor - Shim Spessore - |
| 42 | 29461 | Rondelle W 7 ZN - Unterlegscheibe Arandela - Washer Rondella - |
| 43 | 193893 | Vis H,M 7- 35 zinguée - Schraube Tornillo - Screw Vite - |
| 44 | 193478 | Axe de galet (A souder) - Rollenachse (Zu schweissen) Eje de rodillo (A soldar) - Roller axle (To weld) Perno rullo (A saldare) - |
| 45 | 161845 | Rondelle SP 40 x 67 x 1 - Unterlegscheibe Arandela - Washer Rondella - |
| 45 | 163341 | Rondelle SP 40 x 67 x 0,5 - Unterlegscheibe Arandela - Washer Rondella - |
| 46 | 192806 | Galet - Rolle Rodillo - Roller Rullo - |
| 47 | 193522 | Rondelle - Unterlegscheibe Arandela - Washer Rondella - |
| 48 | 42412 | Vis FHc,M 8- 20-10.9-ZN8/C - Schraube Tornillo - Screw Vite - |

| 1 | 2 | 3 | 4 | 5 | 6 | 7 | 8 | 9 | 10 | 11 | 12 | 13 | 14 | 15 | 16 | 17 | 18 | 19 | 20 |
|---|---|---|---|---|---|---|---|---|----|----|----|----|----|----|----|----|----|----|----|
| | | | | | | | | 2 | 2 | | | | | | | | | | |
| | | | | | | | X | X | | | | | | | | | | | |
| | | | | | | | X | X | | | | | | | | | | | |
| | | | | | | | 4 | 4 | | | | | | | | | | | |
| | | | | | | | 4 | 4 | | | | | | | | | | | |
| | | | | | | | 4 | 4 | | | | | | | | | | | |
| | | | | | | | X | X | | | | | | | | | | | |
| | | | | | | | X | X | | | | | | | | | | | |
| | | | | | | | 2 | 2 | | | | | | | | | | | |
| | | | | | | | 2 | 2 | | | | | | | | | | | |
| | | | | | | | 2 | 2 | | | | | | | | | | | |

+

Catalogue : 647010

7

MAT DOUBLE 3m00 à 5m00 (Inclinaison standard 15°/15°)
 DOPPELT HUBMAST 3m00 bis 5m00 (Standard neigung 15°/15°)
 MASTIL DOBLE 3m00 a 5m00 (Inclinación estándar 15°/15°)
 DOUBLE MAST 3m00 a 5m00 (Standard tilting 15°/15°)
 ALBERO DOPPIO 3m00 a 5m00 (Inclinazione standard 15°/15°)

Qté-Menge-Cant-Qty-Q.ta

5 AA

17

M

| | | | | | | | | | | |
|-----|----|------|----|-------|-------|-----|------|-------|----|-------|
| 1- | M | 26-2 | S3 | E2/E3 | 11- | MC | 70 | PS | S3 | E2/E3 |
| 2- | M | 30-2 | S3 | E2/E3 | 12- | M-X | 30-4 | S3-E3 | | |
| 3- | M | 26-4 | S3 | E2/E3 | 13- | M-X | 50-4 | S3-E3 | | |
| 4- | M | 30-4 | S3 | E2/E3 | 14- | M-X | 70-2 | S3-E3 | | |
| 5- | M | 40-4 | S3 | E2/E3 | 15- | | | | | |
| 6- | M | 50-4 | S3 | E2/E3 | 16- | | | | | |
| 7- | MC | 30 | S3 | E2/E3 | 17- | | | | | |
| 8- | MC | 40 | PS | S3 | E2/E3 | 18- | | | | |
| 9- | MC | 50 | PS | S3 | E2/E3 | 19- | | | | |
| 10- | MC | 60 | PS | S3 | E2/E3 | 20- | | | | |

| Rep Hinw Fig Item Rif | Numéro Teil-Nr Numero Part-Nr Part-Nr | Désignation Bezeichnung Descripcion Description Descrizione | 1 | 2 | 3 | 4 | 5 | 6 | 7 | 8 | 9 | 10 | 11 | 12 | 13 | 14 | 15 | 16 | 17 | 18 | 19 | 20 |
|-----------------------------------|---|---|---|---|---|---|---|---|---|---|---|----|----|----|----|----|----|----|----|----|----|----|
| 49 | 42231 | Rondelle W12 ZN Arandela Rondella - Unterlegscheibe - Washer - | | | | | | | | 2 | 2 | | | | | | | | | | | |
| 50 | 497709 | Vis H,M12-150- 60-8.8-ZN8/C Tornillo Vite - Schraube - Screw - | | | | | | | | 2 | 2 | | | | | | | | | | | |
| 51 | 266719 | Galet de chaîne Rodillo de cadena Rullo catena - Kettenrolle - Chain roller - | | | | | | | | 2 | 2 | | | | | | | | | | | |
| 52 | 193715 | Axe de galet Eje de rodillo Perno di rullo - Rollenachse - Roller axle - | | | | | | | | 2 | 2 | | | | | | | | | | | |
| 53 | 58535 | Vis H,M10- 40-8.8-ZN8/C Tornillo Vite - Schraube - Screw - | | | | | | | | 2 | 2 | | | | | | | | | | | |
| 54 | 4954 | Chaîne (73 Maillons) Cadena (73 Eslabón) Catena (73 Maglie) - Kette (73 Glied) - Chain (73 Link) - | | | | | | | | 2 | 2 | | | | | | | | | | | |
| 59 | 219278 | Tablier porte fourches, nu (Longueur 1670 mm) Gabelträger, allein (Länge 1670 mm) Tablero portahorquillas, solo (Longitud 1670 mm) Forks carrier, stripped (Length 1670 mm) Portaforche, nudo (Lunghezza 1670 mm) | | | | | | | | | 1 | | | | | | | | | | | |
| 60 | 219281 | Tablier porte fourches, nu (Longueur 2000 mm) Gabelträger, allein (Länge 2000 mm) Tablero portahorquillas, solo (Longitud 2000 mm) Forks carrier, stripped (Length 2000 mm) Portaforche, nudo (Lunghezza 2000 mm) | | | | | | | | | 1 | | | | | | | | | | | |
| 61 | 219279 | Tablier porte fourches, nu (Longueur 1670 mm) Gabelträger, allein (Länge 1670 mm) Tablero portahorquillas, solo (Longitud 1670 mm) Forks carrier, stripped (Length 1670 mm) Portaforche, nudo (Lunghezza 1670 mm) | | | | | | | | | | 1 | | | | | | | | | | |

+

Catalogue : 647010

8

MAT DOUBLE 3m00 à 5m00 (Inclinaison standard 15°/15°)
 DOPPELT HUBMAST 3m00 bis 5m00 (Standard neigung 15°/15°)
 MASTIL DOBLE 3m00 a 5m00 (Inclinación estándar 15°/15°)
 DOUBLE MAST 3m00 a 5m00 (Standard tilting 15°/15°)
 ALBERO DOPPIO 3m00 a 5m00 (Inclinazione standard 15°/15°)

Qté-Menge-Cant-Qty-Q.ta

5 AA

17

M

| | | | | | | | | | | |
|-----|----|------|----|-------|-------|-----|------|-------|----|-------|
| 1- | M | 26-2 | S3 | E2/E3 | 11- | MC | 70 | PS | S3 | E2/E3 |
| 2- | M | 30-2 | S3 | E2/E3 | 12- | M-X | 30-4 | S3-E3 | | |
| 3- | M | 26-4 | S3 | E2/E3 | 13- | M-X | 50-4 | S3-E3 | | |
| 4- | M | 30-4 | S3 | E2/E3 | 14- | M-X | 70-2 | S3-E3 | | |
| 5- | M | 40-4 | S3 | E2/E3 | 15- | | | | | |
| 6- | M | 50-4 | S3 | E2/E3 | 16- | | | | | |
| 7- | MC | 30 | S3 | E2/E3 | 17- | | | | | |
| 8- | MC | 40 | PS | S3 | E2/E3 | 18- | | | | |
| 9- | MC | 50 | PS | S3 | E2/E3 | 19- | | | | |
| 10- | MC | 60 | PS | S3 | E2/E3 | 20- | | | | |

| Rep Hinw Fig Item Rif | Numéro Teil-Nr Numero Part-Nr Part-Nr | Désignation Bezeichnung Descripcion Description Descrizione |
|-----------------------------------|---|---|
| 62 | 219282 | Tablier porte fourches, nu (Longueur 2000 mm) Gabelträger, allein (Länge 2000 mm) Tablero portahorquillas, solo (Longitud 2000 mm) Forks carrier, stripped (Length 2000 mm) Portaforche, nudo (Lunghezza 2000 mm) |
| 63 | 193478 | Axe de galet (A souder) - Rollenachse (Zu schweissen) Eje de rodillo (A soldar) - Roller axle (To weld) Perno rullo (A saldare) - |
| 64 | 161845 | Rondelle SP 40 x 67 x 1 - Unterlegscheibe Arandela - Washer Rondella - |
| 64 | 163341 | Rondelle SP 40 x 67 x 0,5 - Unterlegscheibe Arandela - Washer Rondella - |
| 65 | 192806 | Galet - Rolle Rodillo - Roller Rullo - |
| 66 | 193522 | Rondelle - Unterlegscheibe Arandela - Washer Rondella - |
| 67 | 42412 | Vis FHc,M 8- 20-10.9-ZN8/C - Schraube Tornillo - Screw Vite - |
| 68 | 192807 | Galet guide - Führungsrolle Rodillo guía - Guide roller Rullo guida - |
| 69 | 38373 | Cale d'épaisseur 1 mm - Ausgleichscheibe Cala de espesor - Shim Spessore - |
| 69 | 38374 | Cale d'épaisseur 2 mm - Ausgleichscheibe Cala de espesor - Shim Spessore - |
| 70 | 42232 | Rondelle W10 ZN - Unterlegscheibe Arandela - Washer Rondella - |

| 1 | 2 | 3 | 4 | 5 | 6 | 7 | 8 | 9 | 10 | 11 | 12 | 13 | 14 | 15 | 16 | 17 | 18 | 19 | 20 |
|---|---|---|---|---|---|---|---|---|----|----|----|----|----|----|----|----|----|----|----|
| | | | | | | | | 1 | | | | | | | | | | | |
| | | | | | | | 4 | 4 | | | | | | | | | | | |
| | | | | | | | X | X | | | | | | | | | | | |
| | | | | | | | X | X | | | | | | | | | | | |
| | | | | | | | 4 | 4 | | | | | | | | | | | |
| | | | | | | | 4 | 4 | | | | | | | | | | | |
| | | | | | | | 4 | 4 | | | | | | | | | | | |
| | | | | | | | X | X | | | | | | | | | | | |
| | | | | | | | X | X | | | | | | | | | | | |
| | | | | | | | 8 | 8 | | | | | | | | | | | |



Catalogue : 647010

9

MAT DOUBLE 3m00 à 5m00 (Inclinaison standard 15°/15°)
 DOPPELT HUBMAST 3m00 bis 5m00 (Standard neigung 15°/15°)
 MASTIL DOBLE 3m00 a 5m00 (Inclinación estándar 15°/15°)
 DOUBLE MAST 3m00 a 5m00 (Standard tilting 15°/15°)
 ALBERO DOPPIO 3m00 a 5m00 (Inclinazione standard 15°/15°)

Qté-Menge-Cant-Qty-Q.ta

5 AA

17

M

| | | | | | | | | | | |
|-----|----|------|----|-------|-------|-----|------|-------|----|-------|
| 1- | M | 26-2 | S3 | E2/E3 | 11- | MC | 70 | PS | S3 | E2/E3 |
| 2- | M | 30-2 | S3 | E2/E3 | 12- | M-X | 30-4 | S3-E3 | | |
| 3- | M | 26-4 | S3 | E2/E3 | 13- | M-X | 50-4 | S3-E3 | | |
| 4- | M | 30-4 | S3 | E2/E3 | 14- | M-X | 70-2 | S3-E3 | | |
| 5- | M | 40-4 | S3 | E2/E3 | 15- | | | | | |
| 6- | M | 50-4 | S3 | E2/E3 | 16- | | | | | |
| 7- | MC | 30 | S3 | E2/E3 | 17- | | | | | |
| 8- | MC | 40 | PS | S3 | E2/E3 | 18- | | | | |
| 9- | MC | 50 | PS | S3 | E2/E3 | 19- | | | | |
| 10- | MC | 60 | PS | S3 | E2/E3 | 20- | | | | |

| Rep Hinw Fig Item Rif | Numéro Teil-Nr Numero Part-Nr Part-Nr | Désignation Bezeichnung Descripcion Description Descrizione |
|-----------------------------------|---|--|
| 71 | 160566 | Vis H,M10- 60-8.8-ZN8/C - Schraube Tornillo - Screw Vite - |
| 72 | 162849 | Axe + 2 goupilles - Bolzen + 2 stift Eje + 2 pasadors - Pin + 2 cotter pin Perno + 2 spina - |
| 73 | 176716 | Vis H,M14-150- 30-8.8-ZN8/C - Schraube Tornillo - Screw Vite - |
| 74 | 9911 | Rondelle SP 14,5x 52 x 4 ZN - Unterlegscheibe Arandela - Washer Rondella - |
| 75 | 58550 | Vis H,M12- 50-8.8-ZN8/C - Schraube Tornillo - Screw Vite - |
| 76 | 58548 | Ecrou H ,M12 C 8 ZN..C - Mutter Tuerca - Nut Dado - |
| 77 | 415493 | Fourche - Gabel Horquilla - Fork Forca - |
| 78 | 204382 | Levier - Hebel Palanca - Lever Leva - |
| 80 | 175549 | Ressort - Feder Muelle - Spring Molla - |
| 81 | 175551 | Goupille 5 x 25 E - Stift Pasador - Pin Spina - |
| 82 | 204387 | Verrou - Riegel Cerrojo - Locker Catenaccio - |

| 1 | 2 | 3 | 4 | 5 | 6 | 7 | 8 | 9 | 10 | 11 | 12 | 13 | 14 | 15 | 16 | 17 | 18 | 19 | 20 |
|---|---|---|---|---|---|---|---|---|----|----|----|----|----|----|----|----|----|----|----|
| | | | | | | | | 8 | 8 | | | | | | | | | | |
| | | | | | | | | 2 | 2 | | | | | | | | | | |
| | | | | | | | | 4 | 4 | | | | | | | | | | |
| | | | | | | | | 4 | 4 | | | | | | | | | | |
| | | | | | | | | 1 | 1 | | | | | | | | | | |
| | | | | | | | | 1 | 1 | | | | | | | | | | |
| | | | | | | | | 2 | | | | | | | | | | | |
| | | | | | | | | 2 | | | | | | | | | | | |
| | | | | | | | | 2 | | | | | | | | | | | |
| | | | | | | | | 2 | | | | | | | | | | | |

+

Catalogue : 647010

10

MAT DOUBLE 3m00 à 5m00 (Inclinaison standard 15°/15°)
 DOPPELT HUBMAST 3m00 bis 5m00 (Standard neigung 15°/15°)
 MASTIL DOBLE 3m00 a 5m00 (Inclinación estándar 15°/15°)
 DOUBLE MAST 3m00 a 5m00 (Standard tilting 15°/15°)
 ALBERO DOPPIO 3m00 a 5m00 (Inclinazione standard 15°/15°)

Qté-Menge-Cant-Qty-Q.ta

5 AA

17

M

- | | |
|-----------------------|-----------------------|
| 1- M 26-2 S3 E2/E3 | 11- MC 70 PS S3 E2/E3 |
| 2- M 30-2 S3 E2/E3 | 12- M-X 30-4 S3-E3 |
| 3- M 26-4 S3 E2/E3 | 13- M-X 50-4 S3-E3 |
| 4- M 30-4 S3 E2/E3 | 14- M-X 70-2 S3-E3 |
| 5- M 40-4 S3 E2/E3 | 15- |
| 6- M 50-4 S3 E2/E3 | 16- |
| 7- MC 30 S3 E2/E3 | 17- |
| 8- MC 40 PS S3 E2/E3 | 18- |
| 9- MC 50 PS S3 E2/E3 | 19- |
| 10- MC 60 PS S3 E2/E3 | 20- |

| Rep Hinw Fig Item Rif | Numéro Teil-Nr Numero Part-Nr Part-Nr | Désignation Bezeichnung Descripcion Description Descrizione | 1 | 2 | 3 | 4 | 5 | 6 | 7 | 8 | 9 | 10 | 11 | 12 | 13 | 14 | 15 | 16 | 17 | 18 | 19 | 20 | |
|-----------------------------------|---|--|---|---|---|---|---|---|---|---|---|----|----|----|----|----|----|----|----|----|----|----|--|
| 83 | 415495 | Fourche Horquilla Forca - Gabel - Fork - | | | | | | | | | 2 | | | | | | | | | | | | |
| 84 | 204382 | Levier Palanca Leva - Hebel - Lever - | | | | | | | | | 2 | | | | | | | | | | | | |
| 85 | 175549 | Ressort Muelle Molla - Feder - Spring - | | | | | | | | | 2 | | | | | | | | | | | | |
| 86 | 204959 | Verrou Cerrojo Catenaccio - Riegel - Locker - | | | | | | | | | 2 | | | | | | | | | | | | |
| 87 | 175551 | Goupille 5 x 25 E Pasador Spina - Stift - Pin - | | | | | | | | | 2 | | | | | | | | | | | | |
| 88 | 219283 | Tablier (Lg 1670) Tablero Attaco rapido - Träger - Carrier - | | | | | | | | 1 | | | | | | | | | | | | | |
| 89 | 219284 | Tablier (Lg 1670) Tablero Attaco rapido - Träger - Carrier - | | | | | | | | | 1 | | | | | | | | | | | | |
| 90 | 219285 | Tablier (Lg 2000) Tablero Attaco rapido - Träger - Carrier - | | | | | | | | 1 | | | | | | | | | | | | | |
| 91 | 219286 | Tablier (Lg 2000) Tablero Attaco rapido - Träger - Carrier - | | | | | | | | | 1 | | | | | | | | | | | | |
| 92 | 193889 | Chaîne (79 Maillons) Cadena (79 Eslabón) Catena (79 Maglie) - Kette (79 Glied) - Chain (79 Link) - | | | | | | | | 2 | 2 | | | | | | | | | | | | |
| 93 | 193890 | Chaîne (83 Maillons) Cadena (83 Eslabón) Catena (83 Maglie) - Kette (83 Glied) - Chain (83 Link) - | | | | | | | | 2 | 2 | | | | | | | | | | | | |

+

Catalogue : 647010

11

MAT DOUBLE 3m00 à 5m00 (Inclinaison standard 15°/15°)
 DOPPELT HUBMAST 3m00 bis 5m00 (Standard neigung 15°/15°)
 MASTIL DOBLE 3m00 a 5m00 (Inclinación estándar 15°/15°)
 DOUBLE MAST 3m00 a 5m00 (Standard tilting 15°/15°)
 ALBERO DOPPIO 3m00 a 5m00 (Inclinazione standard 15°/15°)

Qté-Menge-Cant-Qty-Q.ta

5 AA

17

M

| | |
|-----------------------|-----------------------|
| 1- M 26-2 S3 E2/E3 | 11- MC 70 PS S3 E2/E3 |
| 2- M 30-2 S3 E2/E3 | 12- M-X 30-4 S3-E3 |
| 3- M 26-4 S3 E2/E3 | 13- M-X 50-4 S3-E3 |
| 4- M 30-4 S3 E2/E3 | 14- M-X 70-2 S3-E3 |
| 5- M 40-4 S3 E2/E3 | 15- |
| 6- M 50-4 S3 E2/E3 | 16- |
| 7- MC 30 S3 E2/E3 | 17- |
| 8- MC 40 PS S3 E2/E3 | 18- |
| 9- MC 50 PS S3 E2/E3 | 19- |
| 10- MC 60 PS S3 E2/E3 | 20- |

| Rep Hinw Fig Item Rif | Numéro Teil-Nr Numero Part-Nr Part-Nr | Désignation Bezeichnung Descripcion Description Descrizione |
|-----------------------------------|---|---|
| 94 | 164827 | Chaîne (87 Maillons) - Kette (87 Glied) Cadena (87 Eslabón) - Chain (87 Link) Catena (87 Maglie) - |
| 95 | 25398 | Chaîne (93 Maillons) - Kette (93 Glied) Cadena (93 Eslabón) - Chain (93 Link) Catena (93 Maglie) - |
| 96 | 31864 | Chaîne (103 Maillons) - Kette (103 Glied) Cadena (103 Eslabón) - Chain (103 Link) Catena (103 Maglie) - |
| 97 | 193891 | Chaîne (113 Maillons) - Kette (113 Glied) Cadena (113 Eslabón) - Chain (113 Link) Catena (113 Maglie) - |

| 1 | 2 | 3 | 4 | 5 | 6 | 7 | 8 | 9 | 10 | 11 | 12 | 13 | 14 | 15 | 16 | 17 | 18 | 19 | 20 |
|---|---|---|---|---|---|---|---|---|----|----|----|----|----|----|----|----|----|----|----|
| | | | | | | | | 2 | 2 | | | | | | | | | | |
| | | | | | | | | 2 | 2 | | | | | | | | | | |
| | | | | | | | | 2 | 2 | | | | | | | | | | |
| | | | | | | | | 2 | 2 | | | | | | | | | | |

5 AA 22

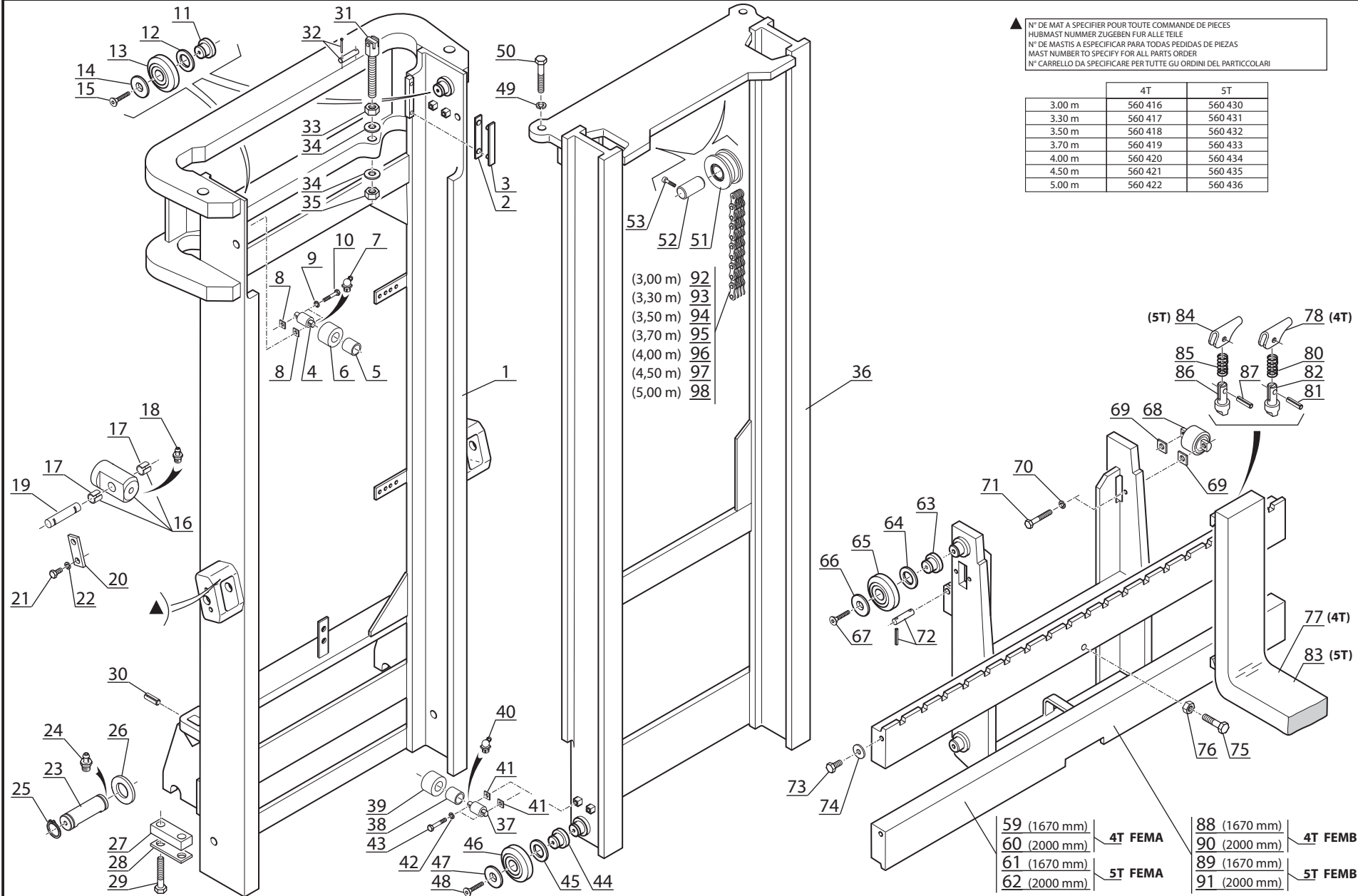
MAT DOUBLE (Hauteur de levée : 3,00m à 5,00m)
 DOPPELT HUBMAST (Hubhöhe : 3,00m bis 5,00m)
 MASTIL DOBLE (Ultura de levantamiento : 3,00m a 5,00m)
 DOUBLE MAST (Lift height : 3,00m to 5,00m)
 RAMPA DUPLEX (Altezza di sollevamento : 3,00m a 5,00m)

(Inclinaison standard - Standard neigung - Inclinación estandar - Standard Tilting - Inclinazione standard : 15°/15°)

M 40-4 S.3 / M 50-4 S.3 M-X 50-4 S.3

▲ N° DE MAT A SPECIFIER POUR TOUTE COMMANDE DE PIECES
 HUBMAST NUMMER ZUGEBEN FÜR ALLE TEILE
 N° DE MASTIS A ESPECIFICAR PARA TODAS PEDIDAS DE PIEZAS
 MAST NUMBER TO SPECIFY FOR ALL PARTS ORDER
 N° CARRELLO DA SPECIFICARE PER TUTTE GLI ORDINI DEL PARTICOLARI

| | 4T | 5T |
|--------|---------|---------|
| 3.00 m | 560 416 | 560 430 |
| 3.30 m | 560 417 | 560 431 |
| 3.50 m | 560 418 | 560 432 |
| 3.70 m | 560 419 | 560 433 |
| 4.00 m | 560 420 | 560 434 |
| 4.50 m | 560 421 | 560 435 |
| 5.00 m | 560 422 | 560 436 |



Catalogue : 647010

Qté-Menge-Cant-Qty-Q.ta

5 AA

22

M

1

MAT DOUBLE 3m00 à 5m00 (Inclinaison standard 15°/15°)
 DOPPELT HUBMAST 3m00 bis 5m00 (Standard neigung 15°/15°)
 MASTIL DOBLE 3m00 a 5m00 (Inclinación estándar 15°/15°)
 DOUBLE MAST 3m00 a 5m00 (Standard tilting 15°/15°)
 ALBERO DOPPIO 3m00 a 5m00 (Inclinazione standard 15°/15°)

1- M 26-2 S3 E2/E3 11- MC 70 PS S3 E2/E3
 2- M 30-2 S3 E2/E3 12- M-X 30-4 S3-E3
 3- M 26-4 S3 E2/E3 13- M-X 50-4 S3-E3
 4- M 30-4 S3 E2/E3 14- M-X 70-2 S3-E3
 5- M 40-4 S3 E2/E3 15-
 6- M 50-4 S3 E2/E3 16-
 7- MC 30 S3 E2/E3 17-
 8- MC 40 PS S3 E2/E3 18-
 9- MC 50 PS S3 E2/E3 19-
 10- MC 60 PS S3 E2/E3 20-

| Rep Hinw Fig Item Rif | Numéro Teil-Nr Numero Part-Nr Part-Nr | Désignation Bezeichnung Description Descrizione | 1 | 2 | 3 | 4 | 5 | 6 | 7 | 8 | 9 | 10 | 11 | 12 | 13 | 14 | 15 | 16 | 17 | 18 | 19 | 20 | |
|-----------------------|---------------------------------------|--|--|---|---|---|---|---|---|---|---|----|----|----|----|----|----|----|----|----|----|----|--|
| 1 | 219264 | Montant fixe (3,00 m) Montante fijo (3,00 m) Montante fisso (3,00 m) | - Aussengerüst (3,00 m) - Outer channel (3,00 m) - | | | | | 1 | 1 | | | | | | 1 | | | | | | | | |
| 1 | 219265 | Montant fixe (3,30 m) Montante fijo (3,30 m) Montante fisso (3,30 m) | - Aussengerüst (3,30 m) - Outer channel (3,30 m) - | | | | | 1 | 1 | | | | | | 1 | | | | | | | | |
| 1 | 219266 | Montant fixe (3,50 m) Montante fijo (3,50 m) Montante fisso (3,50 m) | - Aussengerüst (3,50 m) - Outer channel (3,50 m) - | | | | | 1 | 1 | | | | | | 1 | | | | | | | | |
| 1 | 219267 | Montant fixe (3,70 m) Montante fijo (3,70 m) Montante fisso (3,70 m) | - Aussengerüst (3,70 m) - Outer channel (3,70 m) - | | | | | 1 | 1 | | | | | | 1 | | | | | | | | |
| 1 | 219268 | Montant fixe (4,00 m) Montante fijo (4,00 m) Montante fisso (4,00 m) | - Aussengerüst (4,00 m) - Outer channel (4,00 m) - | | | | | 1 | 1 | | | | | | 1 | | | | | | | | |
| 1 | 219269 | Montant fixe (4,50 m) Montante fijo (4,50 m) Montante fisso (4,50 m) | - Aussengerüst (4,50 m) - Outer channel (4,50 m) - | | | | | 1 | 1 | | | | | | 1 | | | | | | | | |
| 1 | 219270 | Montant fixe (5,00 m) Montante fijo (5,00 m) Montante fisso (5,00 m) | - Aussengerüst (5,00 m) - Outer channel (5,00 m) - | | | | | 1 | 1 | | | | | | 1 | | | | | | | | |
| 2 | 612332074071 | Cale d'épaisseur 1 mm Cala de espesor Spessore | - Ausgleichscheibe - Shim - | | | | | X | X | | | | | | X | | | | | | | | |
| 2 | 612342074071 | Cale d'épaisseur 0,5 mm Cala de espesor Spessore | - Ausgleichscheibe - Shim - | | | | | X | X | | | | | | X | | | | | | | | |
| 3 | 612012074071 | Plaque d'usure Placa de desgaste Piastra du usura | - Verschleissplatte - Friction lining side - | | | | | 2 | 2 | | | | | | 2 | | | | | | | | |
| 4 | 193895 | Axe de galet Eje de rodillo Perno di rullo | - Rollenachse - Roller axle - | | | | | 2 | 2 | | | | | | 2 | | | | | | | | |



Catalogue : 647010

2

MAT DOUBLE 3m00 à 5m00 (Inclinaison standard 15°/15°)
 DOPPELT HUBMAST 3m00 bis 5m00 (Standard neigung 15°/15°)
 MASTIL DOBLE 3m00 a 5m00 (Inclinación estándar 15°/15°)
 DOUBLE MAST 3m00 a 5m00 (Standard tilting 15°/15°)
 ALBERO DOPPIO 3m00 a 5m00 (Inclinazione standard 15°/15°)

Qté-Menge-Cant-Qty-Q.ta

5 AA

22

M

| | | | | | | | | | | |
|-----|----|------|----|-------|-------|-----|------|-------|----|-------|
| 1- | M | 26-2 | S3 | E2/E3 | 11- | MC | 70 | PS | S3 | E2/E3 |
| 2- | M | 30-2 | S3 | E2/E3 | 12- | M-X | 30-4 | S3-E3 | | |
| 3- | M | 26-4 | S3 | E2/E3 | 13- | M-X | 50-4 | S3-E3 | | |
| 4- | M | 30-4 | S3 | E2/E3 | 14- | M-X | 70-2 | S3-E3 | | |
| 5- | M | 40-4 | S3 | E2/E3 | 15- | | | | | |
| 6- | M | 50-4 | S3 | E2/E3 | 16- | | | | | |
| 7- | MC | 30 | S3 | E2/E3 | 17- | | | | | |
| 8- | MC | 40 | PS | S3 | E2/E3 | 18- | | | | |
| 9- | MC | 50 | PS | S3 | E2/E3 | 19- | | | | |
| 10- | MC | 60 | PS | S3 | E2/E3 | 20- | | | | |

| Rep Hinw Fig Item Rif | Numéro Teil-Nr Numero Part-Nr Part-Nr | Désignation Bezeichnung Descripcion Description Descrizione |
|-----------------------------------|---|---|
| 5 | 192552 | Bague - Büchse Anillo - Bushing Anello - |
| 6 | 199429 | Galet - Rolle Rodillo - Roller Rullo - |
| 7 | 81362 | Graisser coudé (M 6 x 100) - Gekrspft schmiernippel Engrasador acodado - Cranked greaser Ingrassatore - |
| 8 | 195660 | Cale d'épaisseur 0,5 mm - Ausgleichscheibe Cala de espesor - Shim Spessore - |
| 8 | 201219 | Cale d'épaisseur 1 mm - Ausgleichscheibe Cala de espesor - Shim Spessore - |
| 9 | 29461 | Rondelle W 7 ZN - Unterlegscheibe Arandela - Washer Rondella - |
| 10 | 193893 | Vis H,M 7- 35 zinguée - Schraube Tornillo - Screw Vite - |
| 11 | 193478 | Axe de galet (A souder) - Rollenachse (Zu schweissen) Eje de rodillo (A soldar) - Roller axle (To weld) Perno rullo (A saldare) - |
| 12 | 161845 | Rondelle SP 40 x 67 x 1 - Unterlegscheibe Arandela - Washer Rondella - |
| 12 | 163341 | Rondelle SP 40 x 67 x 0,5 - Unterlegscheibe Arandela - Washer Rondella - |
| 13 | 192806 | Galet - Rolle Rodillo - Roller Rullo - |

| 1 | 2 | 3 | 4 | 5 | 6 | 7 | 8 | 9 | 10 | 11 | 12 | 13 | 14 | 15 | 16 | 17 | 18 | 19 | 20 |
|---|---|---|---|---|---|---|---|---|----|----|----|----|----|----|----|----|----|----|----|
| | | | | 2 | 2 | | | | | | | 2 | | | | | | | |
| | | | | 2 | 2 | | | | | | | 2 | | | | | | | |
| | | | | 2 | 2 | | | | | | | 2 | | | | | | | |
| | | | | X | X | | | | | | | X | | | | | | | |
| | | | | X | X | | | | | | | X | | | | | | | |
| | | | | 4 | 4 | | | | | | | 4 | | | | | | | |
| | | | | 4 | 4 | | | | | | | 4 | | | | | | | |
| | | | | 2 | 2 | | | | | | | 2 | | | | | | | |
| | | | | X | X | | | | | | | X | | | | | | | |
| | | | | X | X | | | | | | | X | | | | | | | |
| | | | | 2 | 2 | | | | | | | 2 | | | | | | | |

+

Catalogue : 647010

3

MAT DOUBLE 3m00 à 5m00 (Inclinaison standard 15°/15°)
 DOPPELT HUBMAST 3m00 bis 5m00 (Standard neigung 15°/15°)
 MASTIL DOBLE 3m00 a 5m00 (Inclinación estándar 15°/15°)
 DOUBLE MAST 3m00 a 5m00 (Standard tilting 15°/15°)
 ALBERO DOPPIO 3m00 a 5m00 (Inclinazione standard 15°/15°)

Qté-Menge-Cant-Qty-Q.ta

5 AA

22

M

| | | | | | | | | | | |
|-----|----|------|----|-------|-------|-----|------|-------|----|-------|
| 1- | M | 26-2 | S3 | E2/E3 | 11- | MC | 70 | PS | S3 | E2/E3 |
| 2- | M | 30-2 | S3 | E2/E3 | 12- | M-X | 30-4 | S3-E3 | | |
| 3- | M | 26-4 | S3 | E2/E3 | 13- | M-X | 50-4 | S3-E3 | | |
| 4- | M | 30-4 | S3 | E2/E3 | 14- | M-X | 70-2 | S3-E3 | | |
| 5- | M | 40-4 | S3 | E2/E3 | 15- | | | | | |
| 6- | M | 50-4 | S3 | E2/E3 | 16- | | | | | |
| 7- | MC | 30 | S3 | E2/E3 | 17- | | | | | |
| 8- | MC | 40 | PS | S3 | E2/E3 | 18- | | | | |
| 9- | MC | 50 | PS | S3 | E2/E3 | 19- | | | | |
| 10- | MC | 60 | PS | S3 | E2/E3 | 20- | | | | |

| Rep Hinw Fig Item Rif | Numéro Teil-Nr Numero Part-Nr Part-Nr | Désignation Bezeichnung Descripcion Description Descrizione | 1 | 2 | 3 | 4 | 5 | 6 | 7 | 8 | 9 | 10 | 11 | 12 | 13 | 14 | 15 | 16 | 17 | 18 | 19 | 20 |
|-----------------------------------|---|--|---|---|---|---|---|---|---|---|---|----|----|----|----|----|----|----|----|----|----|----|
| 14 | 193522 | Rondelle - Unterlegscheibe Arandela - Washer Rondella - | | | | | 2 | 2 | | | | | | | 2 | | | | | | | |
| 15 | 42412 | Vis FHc,M 8- 20-10.9-ZN8/C - Schraube Tornillo - Screw Vite - | | | | | 2 | 2 | | | | | | | 2 | | | | | | | |
| 16 | 219859 | Embout de vérin d'inclinaison - Gabelkopf der neigezylinder Cabo de cilindro de inclinación Tilt ram end tube Ghiera di cilindro inclinazione | | | | | 2 | 2 | | | | | | | 2 | | | | | | | |
| 17 | 77409 | Bague - Büchse Anillo - Bushing Anello - | | | | | 4 | 4 | | | | | | | 4 | | | | | | | |
| 18 | 5135 | Graisser droit (M 10 x 150) - Gerade schmiernippel Engrasador recto - Straight greaser Ingrassatore destro - | | | | | 2 | 2 | | | | | | | 2 | | | | | | | |
| 19 | 77399 | Axe d'articulation - Gelenkachse Eje de articulación - Articulating pin Perno di articolazione - | | | | | 2 | 2 | | | | | | | 2 | | | | | | | |
| 20 | 165363 | Plaque de fixation - Befestigung Platte Placa de fijación - Fastening plate Piastra di fissaggio - | | | | | 2 | 2 | | | | | | | 2 | | | | | | | |
| 21 | 63544 | Vis H,M10- 30-8.8-ZN8/C - Schraube Tornillo - Screw Vite - | | | | | 4 | 4 | | | | | | | 4 | | | | | | | |
| 22 | 42232 | Rondelle W10 ZN - Unterlegscheibe Arandela - Washer Rondella - | | | | | 4 | 4 | | | | | | | 4 | | | | | | | |
| 23 | 180392 | Axe d'articulation - Gelenkachse Eje de articulación - Articulating pin Perno di articolazione - | | | | | 2 | 2 | | | | | | | 2 | | | | | | | |
| 24 | 5135 | Graisser droit (M 10 x 150) - Gerade schmiernippel Engrasador recto - Straight greaser Ingrassatore destro - | | | | | 2 | 2 | | | | | | | 2 | | | | | | | |

+

Catalogue : 647010

4

MAT DOUBLE 3m00 à 5m00 (Inclinaison standard 15°/15°)
 DOPPELT HUBMAST 3m00 bis 5m00 (Standard neigung 15°/15°)
 MASTIL DOBLE 3m00 a 5m00 (Inclinación estándar 15°/15°)
 DOUBLE MAST 3m00 a 5m00 (Standard tilting 15°/15°)
 ALBERO DOPPIO 3m00 a 5m00 (Inclinazione standard 15°/15°)

Qté-Menge-Cant-Qty-Q.ta

5 AA

22

M

| | | | | | | | | | | |
|-----|----|------|----|-------|-------|-----|------|-------|----|-------|
| 1- | M | 26-2 | S3 | E2/E3 | 11- | MC | 70 | PS | S3 | E2/E3 |
| 2- | M | 30-2 | S3 | E2/E3 | 12- | M-X | 30-4 | S3-E3 | | |
| 3- | M | 26-4 | S3 | E2/E3 | 13- | M-X | 50-4 | S3-E3 | | |
| 4- | M | 30-4 | S3 | E2/E3 | 14- | M-X | 70-2 | S3-E3 | | |
| 5- | M | 40-4 | S3 | E2/E3 | 15- | | | | | |
| 6- | M | 50-4 | S3 | E2/E3 | 16- | | | | | |
| 7- | MC | 30 | S3 | E2/E3 | 17- | | | | | |
| 8- | MC | 40 | PS | S3 | E2/E3 | 18- | | | | |
| 9- | MC | 50 | PS | S3 | E2/E3 | 19- | | | | |
| 10- | MC | 60 | PS | S3 | E2/E3 | 20- | | | | |

| Rep Hinw Fig Item Rif | Número Teil-Nr Numero Part-Nr Part-Nr | Désignation Bezeichnung Description Descrizione |
|-----------------------|---------------------------------------|--|
| 25 | 2637 | Circlips - Sicherungsring Aro retén - Circlip Anello elastico - |
| 26 | 181490 | Rondelle SP 46 x 68 x 1,5ZN - Unterlegscheibe Arandela - Washer Rondella - |
| 26 | 181491 | Rondelle SP 46 x 68 x 2,5ZN - Unterlegscheibe Arandela - Washer Rondella - |
| 27 | 219280 | Plat d'arrêt - Anschlag platte Placa de parada - Stop plate Piatto d'arresto - |
| 28 | 183970 | Plaquette d'arrêt - Anschlag platte Placa de tope - Stop plate Piastrina d'arresto - |
| 29 | 58611 | Vis H,M18- 50 zinguée - Schraube Tornillo - Screw Vite - |
| 30 | 169074 | Goupille 10 x 25 E - Stift Pasador - Pin Spina - |
| 31 | 162848 | Tendeur de chaîne - Kettenspanner Tensor de cadena - Chain tightener Tenditore catena - |
| 32 | 162849 | Axe + 2 goupilles - Bolzen + 2 stift Eje + 2 pasadors - Pin + 2 cotter pin Perno + 2 spina - |
| 33 | 42817 | Ecrou H ,M20 zingué - Mutter Tuerca - Nut Dado - |
| 34 | 197633 | Rondelle HR21 x 40x4 ZN - Unterlegscheibe Arandela - Washer Rondella - |

| 1 | 2 | 3 | 4 | 5 | 6 | 7 | 8 | 9 | 10 | 11 | 12 | 13 | 14 | 15 | 16 | 17 | 18 | 19 | 20 |
|---|---|---|---|---|---|---|---|---|----|----|----|----|----|----|----|----|----|----|----|
| | | | | 4 | 4 | | | | | | | 4 | | | | | | | |
| | | | | X | X | | | | | | | X | | | | | | | |
| | | | | X | X | | | | | | | X | | | | | | | |
| | | | | 2 | 2 | | | | | | | 2 | | | | | | | |
| | | | | 2 | 2 | | | | | | | 2 | | | | | | | |
| | | | | 4 | 4 | | | | | | | 4 | | | | | | | |
| | | | | 2 | 2 | | | | | | | 2 | | | | | | | |
| | | | | 2 | 2 | | | | | | | 2 | | | | | | | |
| | | | | 2 | 2 | | | | | | | 2 | | | | | | | |
| | | | | 4 | 4 | | | | | | | 4 | | | | | | | |

+

Catalogue : 647010

5

MAT DOUBLE 3m00 à 5m00 (Inclinaison standard 15°/15°)
 DOPPELT HUBMAST 3m00 bis 5m00 (Standard neigung 15°/15°)
 MASTIL DOBLE 3m00 a 5m00 (Inclinación estándar 15°/15°)
 DOUBLE MAST 3m00 a 5m00 (Standard tilting 15°/15°)
 ALBERO DOPPIO 3m00 a 5m00 (Inclinazione standard 15°/15°)

Qté-Menge-Cant-Qty-Q.ta

5 AA

22

M

| | | | | | | | | | | |
|-----|----|------|----|-------|-------|-----|------|-------|----|-------|
| 1- | M | 26-2 | S3 | E2/E3 | 11- | MC | 70 | PS | S3 | E2/E3 |
| 2- | M | 30-2 | S3 | E2/E3 | 12- | M-X | 30-4 | S3-E3 | | |
| 3- | M | 26-4 | S3 | E2/E3 | 13- | M-X | 50-4 | S3-E3 | | |
| 4- | M | 30-4 | S3 | E2/E3 | 14- | M-X | 70-2 | S3-E3 | | |
| 5- | M | 40-4 | S3 | E2/E3 | 15- | | | | | |
| 6- | M | 50-4 | S3 | E2/E3 | 16- | | | | | |
| 7- | MC | 30 | S3 | E2/E3 | 17- | | | | | |
| 8- | MC | 40 | PS | S3 | E2/E3 | 18- | | | | |
| 9- | MC | 50 | PS | S3 | E2/E3 | 19- | | | | |
| 10- | MC | 60 | PS | S3 | E2/E3 | 20- | | | | |

| Rep Hinw Fig Item Rif | Número Teil-Nr Numero Part-Nr Part-Nr | Désignation Bezeichnung Descripcion Description Descrizione |
|-----------------------------------|---|---|
| 35 | 32115 | Ecrou Hm, M20 zingué Tuerca Dado - Mutter - Nut - |
| 36 | 219271 | Montant mobile (3,00 m) Montante móvil (3,00 m) Montante mobile (3,00 m) - Innengerüst (3,00 m) - Inner channel (3,00 m) - |
| 36 | 219272 | Montant mobile (3,30 m) Montante móvil (3,30 m) Montante mobile (3,30 m) - Innengerüst (3,30 m) - Inner channel (3,30 m) - |
| 36 | 219273 | Montant mobile (3,50 m) Montante móvil (3,50 m) Montante mobile (3,50 m) - Innengerüst (3,50 m) - Inner channel (3,50 m) - |
| 36 | 219274 | Montant mobile (3,70 m) Montante móvil (3,70 m) Montante mobile (3,70 m) - Innengerüst (3,70 m) - Inner channel (3,70 m) - |
| 36 | 219275 | Montant mobile (4,00 m) Montante móvil (4,00 m) Montante mobile (4,00 m) - Innengerüst (4,00 m) - Inner channel (4,00 m) - |
| 36 | 219276 | Montant mobile (4,50 m) Montante móvil (4,50 m) Montante mobile (4,50 m) - Innengerüst (4,50 m) - Inner channel (4,50 m) - |
| 36 | 219277 | Montant mobile (5,00 m) Montante móvil (5,00 m) Montante mobile (5,00 m) - Innengerüst (5,00 m) - Inner channel (5,00 m) - |
| 37 | 193895 | Axe de galet Eje de rodillo Perno di rullo - Rollenachse - Roller axle - |
| 38 | 192552 | Bague Anillo Anello - Büchse - Bushing - |
| 39 | 199429 | Galet Rodillo Rullo - Rolle - Roller - |

| 1 | 2 | 3 | 4 | 5 | 6 | 7 | 8 | 9 | 10 | 11 | 12 | 13 | 14 | 15 | 16 | 17 | 18 | 19 | 20 |
|---|---|---|---|---|---|---|---|---|----|----|----|----|----|----|----|----|----|----|----|
| | | | | 2 | 2 | | | | | | | 2 | | | | | | | |
| | | | | 1 | 1 | | | | | | | 1 | | | | | | | |
| | | | | 1 | 1 | | | | | | | 1 | | | | | | | |
| | | | | 1 | 1 | | | | | | | 1 | | | | | | | |
| | | | | 1 | 1 | | | | | | | 1 | | | | | | | |
| | | | | 1 | 1 | | | | | | | 1 | | | | | | | |
| | | | | 1 | 1 | | | | | | | 1 | | | | | | | |
| | | | | 1 | 1 | | | | | | | 1 | | | | | | | |
| | | | | 2 | 2 | | | | | | | 2 | | | | | | | |
| | | | | 2 | 2 | | | | | | | 2 | | | | | | | |
| | | | | 2 | 2 | | | | | | | 2 | | | | | | | |

+

Catalogue : 647010

6

MAT DOUBLE 3m00 à 5m00 (Inclinaison standard 15°/15°)
 DOPPELT HUBMAST 3m00 bis 5m00 (Standard neigung 15°/15°)
 MASTIL DOBLE 3m00 a 5m00 (Inclinación estándar 15°/15°)
 DOUBLE MAST 3m00 a 5m00 (Standard tilting 15°/15°)
 ALBERO DOPPIO 3m00 a 5m00 (Inclinazione standard 15°/15°)

Qté-Menge-Cant-Qty-Q.ta

5 AA

22

M

| | | | | | | | | | | |
|-----|----|------|----|-------|-------|-----|------|-------|----|-------|
| 1- | M | 26-2 | S3 | E2/E3 | 11- | MC | 70 | PS | S3 | E2/E3 |
| 2- | M | 30-2 | S3 | E2/E3 | 12- | M-X | 30-4 | S3-E3 | | |
| 3- | M | 26-4 | S3 | E2/E3 | 13- | M-X | 50-4 | S3-E3 | | |
| 4- | M | 30-4 | S3 | E2/E3 | 14- | M-X | 70-2 | S3-E3 | | |
| 5- | M | 40-4 | S3 | E2/E3 | 15- | | | | | |
| 6- | M | 50-4 | S3 | E2/E3 | 16- | | | | | |
| 7- | MC | 30 | S3 | E2/E3 | 17- | | | | | |
| 8- | MC | 40 | PS | S3 | E2/E3 | 18- | | | | |
| 9- | MC | 50 | PS | S3 | E2/E3 | 19- | | | | |
| 10- | MC | 60 | PS | S3 | E2/E3 | 20- | | | | |

| Rep Hinw Fig Item Rif | Numéro Teil-Nr Numero Part-Nr Part-Nr | Désignation Bezeichnung Descripcion Description Descrizione |
|-----------------------------------|---|---|
| 40 | 81362 | Graisseur coudé (M 6 x 100) - Gekrspft schmiernippel Engrasador acodado - Cranked greaser Ingrassatore - |
| 41 | 195660 | Cale d'épaisseur 0,5 mm - Ausgleichscheibe Cala de espesor - Shim Spessore - |
| 41 | 201219 | Cale d'épaisseur 1 mm - Ausgleichscheibe Cala de espesor - Shim Spessore - |
| 42 | 29461 | Rondelle W 7 ZN - Unterlegscheibe Arandela - Washer Rondella - |
| 43 | 193893 | Vis H,M 7- 35 zinguée - Schraube Tornillo - Screw Vite - |
| 44 | 193478 | Axe de galet (A souder) - Rollenachse (Zu schweissen) Eje de rodillo (A soldar) - Roller axle (To weld) Perno rullo (A saldare) - |
| 45 | 161845 | Rondelle SP 40 x 67 x 1 - Unterlegscheibe Arandela - Washer Rondella - |
| 45 | 163341 | Rondelle SP 40 x 67 x 0,5 - Unterlegscheibe Arandela - Washer Rondella - |
| 46 | 192806 | Galet - Rolle Rodillo - Roller Rullo - |
| 47 | 193522 | Rondelle - Unterlegscheibe Arandela - Washer Rondella - |
| 48 | 42412 | Vis FHc,M 8- 20-10.9-ZN8/C - Schraube Tornillo - Screw Vite - |

| 1 | 2 | 3 | 4 | 5 | 6 | 7 | 8 | 9 | 10 | 11 | 12 | 13 | 14 | 15 | 16 | 17 | 18 | 19 | 20 |
|---|---|---|---|---|---|---|---|---|----|----|----|----|----|----|----|----|----|----|----|
| | | | | | 2 | 2 | | | | | | 2 | | | | | | | |
| | | | | | X | X | | | | | | X | | | | | | | |
| | | | | | X | X | | | | | | X | | | | | | | |
| | | | | | 4 | 4 | | | | | | 4 | | | | | | | |
| | | | | | 4 | 4 | | | | | | 4 | | | | | | | |
| | | | | | 4 | 4 | | | | | | 4 | | | | | | | |
| | | | | | X | X | | | | | | X | | | | | | | |
| | | | | | X | X | | | | | | X | | | | | | | |
| | | | | | 2 | 2 | | | | | | 2 | | | | | | | |
| | | | | | 2 | 2 | | | | | | 2 | | | | | | | |
| | | | | | 2 | 2 | | | | | | 2 | | | | | | | |

+

Catalogue : 647010

7

MAT DOUBLE 3m00 à 5m00 (Inclinaison standard 15°/15°)
 DOPPELT HUBMAST 3m00 bis 5m00 (Standard neigung 15°/15°)
 MASTIL DOBLE 3m00 a 5m00 (Inclinación estándar 15°/15°)
 DOUBLE MAST 3m00 a 5m00 (Standard tilting 15°/15°)
 ALBERO DOPPIO 3m00 a 5m00 (Inclinazione standard 15°/15°)

Qté-Menge-Cant-Qty-Q.ta

5 AA

22

M

| | | | | | | | | | | |
|-----|----|------|----|-------|-------|-----|------|-------|----|-------|
| 1- | M | 26-2 | S3 | E2/E3 | 11- | MC | 70 | PS | S3 | E2/E3 |
| 2- | M | 30-2 | S3 | E2/E3 | 12- | M-X | 30-4 | S3-E3 | | |
| 3- | M | 26-4 | S3 | E2/E3 | 13- | M-X | 50-4 | S3-E3 | | |
| 4- | M | 30-4 | S3 | E2/E3 | 14- | M-X | 70-2 | S3-E3 | | |
| 5- | M | 40-4 | S3 | E2/E3 | 15- | | | | | |
| 6- | M | 50-4 | S3 | E2/E3 | 16- | | | | | |
| 7- | MC | 30 | S3 | E2/E3 | 17- | | | | | |
| 8- | MC | 40 | PS | S3 | E2/E3 | 18- | | | | |
| 9- | MC | 50 | PS | S3 | E2/E3 | 19- | | | | |
| 10- | MC | 60 | PS | S3 | E2/E3 | 20- | | | | |

| Rep Hinw Fig Item Rif | Numéro Teil-Nr Numero Part-Nr Part-Nr | Désignation Bezeichnung Descripcion Description Descrizione | 1 | 2 | 3 | 4 | 5 | 6 | 7 | 8 | 9 | 10 | 11 | 12 | 13 | 14 | 15 | 16 | 17 | 18 | 19 | 20 |
|-----------------------------------|---|---|---|---|---|---|---|---|---|---|---|----|----|----|----|----|----|----|----|----|----|----|
| 49 | 42231 | Rondelle W12 ZN Arandela Rondella - Unterlegscheibe - Washer - | | | | | 2 | 2 | | | | | | | 2 | | | | | | | |
| 50 | 497709 | Vis H,M12-150- 60-8.8-ZN8/C Tornillo Vite - Schraube - Screw - | | | | | 2 | 2 | | | | | | | 2 | | | | | | | |
| 51 | 266719 | Galet de chaîne Rodillo de cadena Rullo catena - Kettenrolle - Chain roller - | | | | | 2 | 2 | | | | | | | 2 | | | | | | | |
| 52 | 193715 | Axe de galet Eje de rodillo Perno di rullo - Rollenachse - Roller axle - | | | | | 2 | 2 | | | | | | | 2 | | | | | | | |
| 53 | 58535 | Vis H,M10- 40-8.8-ZN8/C Tornillo Vite - Schraube - Screw - | | | | | 2 | 2 | | | | | | | 2 | | | | | | | |
| 59 | 219278 | Tablier porte fourches, nu (Longueur 1670 mm) Gabelträger, allein (Länge 1670 mm) Tablero portahorquillas, solo (Longitud 1670 mm) Forks carrier, stripped (Length 1670 mm) Portaforche, nudo (Lunghezza 1670 mm) | | | | | 1 | | | | | | | | | | | | | | | |
| 60 | 219281 | Tablier porte fourches, nu (Longueur 2000 mm) Gabelträger, allein (Länge 2000 mm) Tablero portahorquillas, solo (Longitud 2000 mm) Forks carrier, stripped (Length 2000 mm) Portaforche, nudo (Lunghezza 2000 mm) | | | | | 1 | | | | | | | | | | | | | | | |
| 61 | 219279 | Tablier porte fourches, nu (Longueur 1670 mm) Gabelträger, allein (Länge 1670 mm) Tablero portahorquillas, solo (Longitud 1670 mm) Forks carrier, stripped (Length 1670 mm) Portaforche, nudo (Lunghezza 1670 mm) | | | | | | 1 | | | | | | | 1 | | | | | | | |
| 62 | 219282 | Tablier porte fourches, nu (Longueur 2000 mm) Gabelträger, allein (Länge 2000 mm) Tablero portahorquillas, solo (Longitud 2000 mm) Forks carrier, stripped (Length 2000 mm) Portaforche, nudo (Lunghezza 2000 mm) | | | | | | 1 | | | | | | | 1 | | | | | | | |

+

Catalogue : 647010

8

MAT DOUBLE 3m00 à 5m00 (Inclinaison standard 15°/15°)
 DOPPELT HUBMAST 3m00 bis 5m00 (Standard neigung 15°/15°)
 MASTIL DOBLE 3m00 a 5m00 (Inclinación estándar 15°/15°)
 DOUBLE MAST 3m00 a 5m00 (Standard tilting 15°/15°)
 ALBERO DOPPIO 3m00 a 5m00 (Inclinazione standard 15°/15°)

Qté-Menge-Cant-Qty-Q.ta

5 AA

22

M

| | | | | | | | | | | |
|-----|----|------|----|-------|-------|-----|------|-------|----|-------|
| 1- | M | 26-2 | S3 | E2/E3 | 11- | MC | 70 | PS | S3 | E2/E3 |
| 2- | M | 30-2 | S3 | E2/E3 | 12- | M-X | 30-4 | S3-E3 | | |
| 3- | M | 26-4 | S3 | E2/E3 | 13- | M-X | 50-4 | S3-E3 | | |
| 4- | M | 30-4 | S3 | E2/E3 | 14- | M-X | 70-2 | S3-E3 | | |
| 5- | M | 40-4 | S3 | E2/E3 | 15- | | | | | |
| 6- | M | 50-4 | S3 | E2/E3 | 16- | | | | | |
| 7- | MC | 30 | S3 | E2/E3 | 17- | | | | | |
| 8- | MC | 40 | PS | S3 | E2/E3 | 18- | | | | |
| 9- | MC | 50 | PS | S3 | E2/E3 | 19- | | | | |
| 10- | MC | 60 | PS | S3 | E2/E3 | 20- | | | | |

| Rep Hinw Fig Item Rif | Número Teil-Nr Numero Part-Nr Part-Nr | Désignation Bezeichnung Descripcion Description Descrizione | 1 | 2 | 3 | 4 | 5 | 6 | 7 | 8 | 9 | 10 | 11 | 12 | 13 | 14 | 15 | 16 | 17 | 18 | 19 | 20 |
|-----------------------------------|---|---|---|---|---|---|---|---|---|---|---|----|----|----|----|----|----|----|----|----|----|----|
| 63 | 193478 | Axe de galet (A souder) Eje de rodillo (A soldar) Perno rullo (A saldare) | | | | | 4 | 4 | | | | | | | 4 | | | | | | | |
| 64 | 161845 | Rondelle SP 40 x 67 x 1 Arandela Rondella | | | | | X | X | | | | | | | X | | | | | | | |
| 64 | 163341 | Rondelle SP 40 x 67 x 0,5 Arandela Rondella | | | | | X | X | | | | | | | X | | | | | | | |
| 65 | 192806 | Galet Rodillo Rullo | | | | | 4 | 4 | | | | | | | 4 | | | | | | | |
| 66 | 193522 | Rondelle Arandela Rondella | | | | | 4 | 4 | | | | | | | 4 | | | | | | | |
| 67 | 42412 | Vis FHc,M 8- 20-10.9-ZN8/C Tornillo Vite | | | | | 4 | 4 | | | | | | | 4 | | | | | | | |
| 68 | 192807 | Galet guide Rodillo guía Rullo guida | | | | | 4 | 4 | | | | | | | 4 | | | | | | | |
| 69 | 38373 | Cale d'épaisseur 1 mm Cala de espesor Spessore | | | | | X | X | | | | | | | X | | | | | | | |
| 69 | 38374 | Cale d'épaisseur 2 mm Cala de espesor Spessore | | | | | X | X | | | | | | | X | | | | | | | |
| 70 | 42232 | Rondelle W10 ZN Arandela Rondella | | | | | 8 | 8 | | | | | | | 8 | | | | | | | |
| 71 | 160566 | Vis H,M10- 60-8.8-ZN8/C Tornillo Vite | | | | | 8 | 8 | | | | | | | 8 | | | | | | | |

+

Catalogue : 647010

9

MAT DOUBLE 3m00 à 5m00 (Inclinaison standard 15°/15°)
 DOPPELT HUBMAST 3m00 bis 5m00 (Standard neigung 15°/15°)
 MASTIL DOBLE 3m00 a 5m00 (Inclinación estándar 15°/15°)
 DOUBLE MAST 3m00 a 5m00 (Standard tilting 15°/15°)
 ALBERO DOPPIO 3m00 a 5m00 (Inclinazione standard 15°/15°)

Qté-Menge-Cant-Qty-Q.ta

5 AA

22

M

| | | | | | | | | | | |
|-----|----|------|----|-------|-------|-----|------|-------|----|-------|
| 1- | M | 26-2 | S3 | E2/E3 | 11- | MC | 70 | PS | S3 | E2/E3 |
| 2- | M | 30-2 | S3 | E2/E3 | 12- | M-X | 30-4 | S3-E3 | | |
| 3- | M | 26-4 | S3 | E2/E3 | 13- | M-X | 50-4 | S3-E3 | | |
| 4- | M | 30-4 | S3 | E2/E3 | 14- | M-X | 70-2 | S3-E3 | | |
| 5- | M | 40-4 | S3 | E2/E3 | 15- | | | | | |
| 6- | M | 50-4 | S3 | E2/E3 | 16- | | | | | |
| 7- | MC | 30 | S3 | E2/E3 | 17- | | | | | |
| 8- | MC | 40 | PS | S3 | E2/E3 | 18- | | | | |
| 9- | MC | 50 | PS | S3 | E2/E3 | 19- | | | | |
| 10- | MC | 60 | PS | S3 | E2/E3 | 20- | | | | |

| Rep Hinw Fig Item Rif | Numéro Teil-Nr Numero Part-Nr Part-Nr | Désignation Bezeichnung Descripcion Description Descrizione |
|-----------------------------------|---|--|
| 72 | 162849 | Axe + 2 goupilles - Bolzen + 2 stift Eje + 2 pasadors - Pin + 2 cotter pin Perno + 2 spina - |
| 73 | 176716 | Vis H,M14-150- 30-8.8-ZN8/C - Schraube Tornillo - Screw Vite - |
| 74 | 9911 | Rondelle SP 14,5x 52 x 4 ZN - Unterlegscheibe Arandela - Washer Rondella - |
| 75 | 58550 | Vis H,M12- 50-8.8-ZN8/C - Schraube Tornillo - Screw Vite - |
| 76 | 58548 | Ecrou H ,M12 C 8 ZN..C - Mutter Tuerca - Nut Dado - |
| 77 | 415497 | Fourche - Gabel Horquilla - Fork Forca - |
| 78 | 204382 | Levier - Hebel Palanca - Lever Leva - |
| 80 | 175549 | Ressort - Feder Muelle - Spring Molla - |
| 81 | 175551 | Goupille 5 x 25 E - Stift Pasador - Pin Spina - |
| 82 | 204387 | Verrou - Riegel Cerrojo - Locker Catenaccio - |
| 83 | 415499 | Fourche - Gabel Horquilla - Fork Forca - |

| 1 | 2 | 3 | 4 | 5 | 6 | 7 | 8 | 9 | 10 | 11 | 12 | 13 | 14 | 15 | 16 | 17 | 18 | 19 | 20 |
|---|---|---|---|---|---|---|---|---|----|----|----|----|----|----|----|----|----|----|----|
| | | | | 2 | 2 | | | | | | | 2 | | | | | | | |
| | | | | 4 | 4 | | | | | | | 4 | | | | | | | |
| | | | | 4 | 4 | | | | | | | 4 | | | | | | | |
| | | | | 1 | 1 | | | | | | | 1 | | | | | | | |
| | | | | 1 | 1 | | | | | | | 1 | | | | | | | |
| | | | | 2 | | | | | | | | | | | | | | | |
| | | | | 2 | | | | | | | | | | | | | | | |
| | | | | 2 | | | | | | | | | | | | | | | |
| | | | | 2 | | | | | | | | | | | | | | | |
| | | | | 2 | | | | | | | | 2 | | | | | | | |

+

Catalogue : 647010

10

MAT DOUBLE 3m00 à 5m00 (Inclinaison standard 15°/15°)
 DOPPELT HUBMAST 3m00 bis 5m00 (Standard neigung 15°/15°)
 MASTIL DOBLE 3m00 a 5m00 (Inclinación estándar 15°/15°)
 DOUBLE MAST 3m00 a 5m00 (Standard tilting 15°/15°)
 ALBERO DOPPIO 3m00 a 5m00 (Inclinazione standard 15°/15°)

Qté-Menge-Cant-Qty-Q.ta

5 AA

22

M

| | | | | | | | | | | |
|-----|----|------|----|-------|-------|-----|------|-------|----|-------|
| 1- | M | 26-2 | S3 | E2/E3 | 11- | MC | 70 | PS | S3 | E2/E3 |
| 2- | M | 30-2 | S3 | E2/E3 | 12- | M-X | 30-4 | S3-E3 | | |
| 3- | M | 26-4 | S3 | E2/E3 | 13- | M-X | 50-4 | S3-E3 | | |
| 4- | M | 30-4 | S3 | E2/E3 | 14- | M-X | 70-2 | S3-E3 | | |
| 5- | M | 40-4 | S3 | E2/E3 | 15- | | | | | |
| 6- | M | 50-4 | S3 | E2/E3 | 16- | | | | | |
| 7- | MC | 30 | S3 | E2/E3 | 17- | | | | | |
| 8- | MC | 40 | PS | S3 | E2/E3 | 18- | | | | |
| 9- | MC | 50 | PS | S3 | E2/E3 | 19- | | | | |
| 10- | MC | 60 | PS | S3 | E2/E3 | 20- | | | | |

| Rep Hinw Fig Item Rif | Número Teil-Nr Numero Part-Nr Part-Nr | Désignation Bezeichnung Descripcion Description Descrizione |
|-----------------------------------|---|---|
| 84 | 204382 | Levier - Hebel Palanca - Lever Leva - |
| 85 | 175549 | Ressort - Feder Muelle - Spring Molla - |
| 86 | 204959 | Verrou - Riegel Cerrojo - Locker Catenaccio - |
| 87 | 175551 | Goupille 5 x 25 E - Stift Pasador - Pin Spina - |
| 88 | 219283 | Tablier (Lg 1670) - Träger Tablero - Carrier Attaco rapido - |
| 89 | 219284 | Tablier (Lg 1670) - Träger Tablero - Carrier Attaco rapido - |
| 90 | 219285 | Tablier (Lg 2000) - Träger Tablero - Carrier Attaco rapido - |
| 91 | 219286 | Tablier (Lg 2000) - Träger Tablero - Carrier Attaco rapido - |
| 92 | 4954 | Chaîne (73 Maillons) - Kette (73 Glied) Cadena (73 Eslabón) - Chain (73 Link) Catena (73 Maglie) - |
| 93 | 193889 | Chaîne (79 Maillons) - Kette (79 Glied) Cadena (79 Eslabón) - Chain (79 Link) Catena (79 Maglie) - |
| 94 | 193890 | Chaîne (83 Maillons) - Kette (83 Glied) Cadena (83 Eslabón) - Chain (83 Link) Catena (83 Maglie) - |

| 1 | 2 | 3 | 4 | 5 | 6 | 7 | 8 | 9 | 10 | 11 | 12 | 13 | 14 | 15 | 16 | 17 | 18 | 19 | 20 |
|---|---|---|---|---|---|---|---|---|----|----|----|----|----|----|----|----|----|----|----|
| | | | | | 2 | | | | | | | 2 | | | | | | | |
| | | | | | 2 | | | | | | | 2 | | | | | | | |
| | | | | | 2 | | | | | | | 2 | | | | | | | |
| | | | | | 2 | | | | | | | 2 | | | | | | | |
| | | | | | 1 | | | | | | | | | | | | | | |
| | | | | | 1 | | | | | | | 1 | | | | | | | |
| | | | | | 1 | | | | | | | | | | | | | | |
| | | | | | 1 | | | | | | | 1 | | | | | | | |
| | | | | | 2 | 2 | | | | | | 2 | | | | | | | |
| | | | | | 2 | 2 | | | | | | 2 | | | | | | | |
| | | | | | 2 | 2 | | | | | | 2 | | | | | | | |

+

Catalogue : 647010

11

MAT DOUBLE 3m00 à 5m00 (Inclinaison standard 15°/15°)
 DOPPELT HUBMAST 3m00 bis 5m00 (Standard neigung 15°/15°)
 MASTIL DOBLE 3m00 a 5m00 (Inclinación estándar 15°/15°)
 DOUBLE MAST 3m00 a 5m00 (Standard tilting 15°/15°)
 ALBERO DOPPIO 3m00 a 5m00 (Inclinazione standard 15°/15°)

Qté-Menge-Cant-Qty-Q.ta

5 AA

22

M

| | |
|-----------------------|-----------------------|
| 1- M 26-2 S3 E2/E3 | 11- MC 70 PS S3 E2/E3 |
| 2- M 30-2 S3 E2/E3 | 12- M-X 30-4 S3-E3 |
| 3- M 26-4 S3 E2/E3 | 13- M-X 50-4 S3-E3 |
| 4- M 30-4 S3 E2/E3 | 14- M-X 70-2 S3-E3 |
| 5- M 40-4 S3 E2/E3 | 15- |
| 6- M 50-4 S3 E2/E3 | 16- |
| 7- MC 30 S3 E2/E3 | 17- |
| 8- MC 40 PS S3 E2/E3 | 18- |
| 9- MC 50 PS S3 E2/E3 | 19- |
| 10- MC 60 PS S3 E2/E3 | 20- |

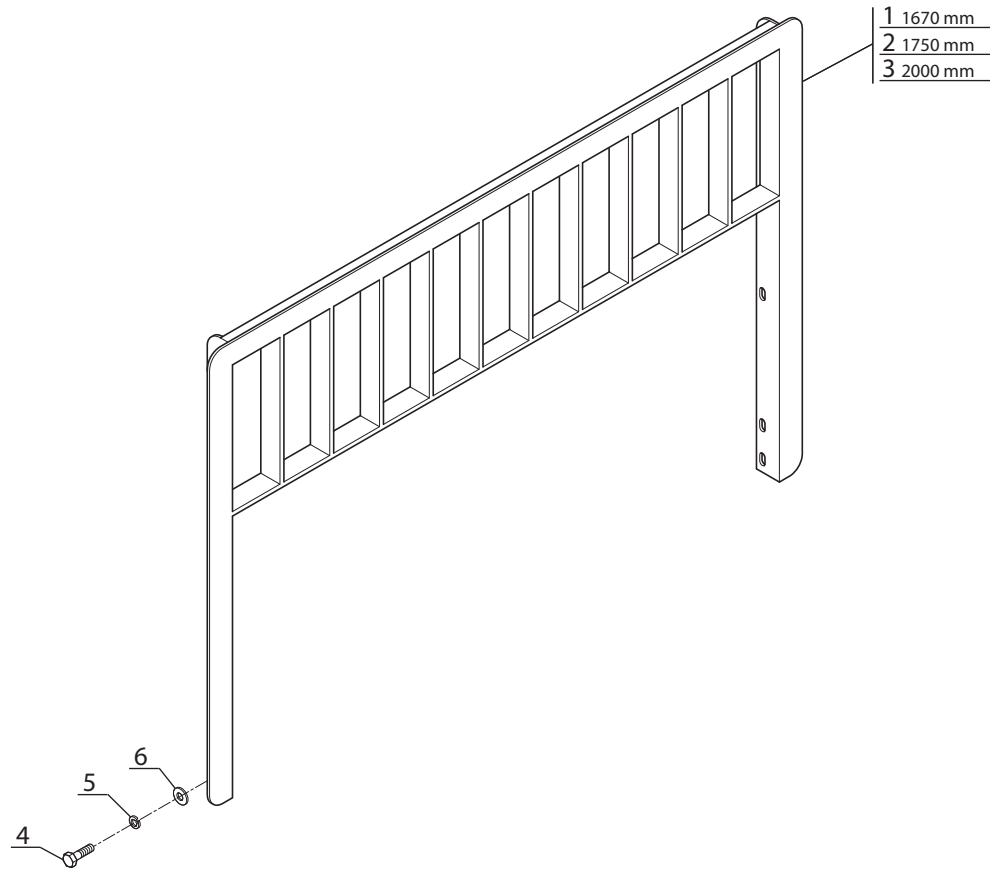
| Rep Hinw Fig Item Rif | Numéro Teil-Nr Numero Part-Nr Part-Nr | Désignation Bezeichnung Descripcion Description Descrizione |
|-----------------------------------|---|---|
| 95 | 164827 | Chaîne (87 Maillons) - Kette (87 Glied) Cadena (87 Eslabón) - Chain (87 Link) Catena (87 Maglie) - |
| 96 | 25398 | Chaîne (93 Maillons) - Kette (93 Glied) Cadena (93 Eslabón) - Chain (93 Link) Catena (93 Maglie) - |
| 97 | 31864 | Chaîne (103 Maillons) - Kette (103 Glied) Cadena (103 Eslabón) - Chain (103 Link) Catena (103 Maglie) - |
| 98 | 193891 | Chaîne (113 Maillons) - Kette (113 Glied) Cadena (113 Eslabón) - Chain (113 Link) Catena (113 Maglie) - |

| 1 | 2 | 3 | 4 | 5 | 6 | 7 | 8 | 9 | 10 | 11 | 12 | 13 | 14 | 15 | 16 | 17 | 18 | 19 | 20 |
|---|---|---|---|---|---|---|---|---|----|----|----|----|----|----|----|----|----|----|----|
| | | | | 2 | 2 | | | | | | | 2 | | | | | | | |
| | | | | 2 | 2 | | | | | | | 2 | | | | | | | |
| | | | | 2 | 2 | | | | | | | 2 | | | | | | | |
| | | | | 2 | 2 | | | | | | | 2 | | | | | | | |

5 AC 12

DOSSERET DE CHARGE
RÜCKLEHNETRAGLAST
COSTILLA DE CARGA
BACK LOAD REST
SPONDA DI CARICO

M 40-4 S.3 / M 50-4 S.3
MC 40 PS S.3 / MC 50 PS S.3
M-X 50-4 S.3



Catalogue : 647010

1

DOSSERET DE CHARGE
RÜCKLEHNETRAGLAST
COSTILLA DE CARGA
BACK LOAD REST
SPONDA DI CARICO

Qté-Menge-Cant-Qty-Q.ta

5 AC

12

M

| | | | | | | | | | | |
|-----|----|------|----|-------|-------|-----|------|-------|----|-------|
| 1- | M | 26-2 | S3 | E2/E3 | 11- | MC | 70 | PS | S3 | E2/E3 |
| 2- | M | 30-2 | S3 | E2/E3 | 12- | M-X | 30-4 | S3-E3 | | |
| 3- | M | 26-4 | S3 | E2/E3 | 13- | M-X | 50-4 | S3-E3 | | |
| 4- | M | 30-4 | S3 | E2/E3 | 14- | M-X | 70-2 | S3-E3 | | |
| 5- | M | 40-4 | S3 | E2/E3 | 15- | | | | | |
| 6- | M | 50-4 | S3 | E2/E3 | 16- | | | | | |
| 7- | MC | 30 | S3 | E2/E3 | 17- | | | | | |
| 8- | MC | 40 | PS | S3 | E2/E3 | 18- | | | | |
| 9- | MC | 50 | PS | S3 | E2/E3 | 19- | | | | |
| 10- | MC | 60 | PS | S3 | E2/E3 | 20- | | | | |

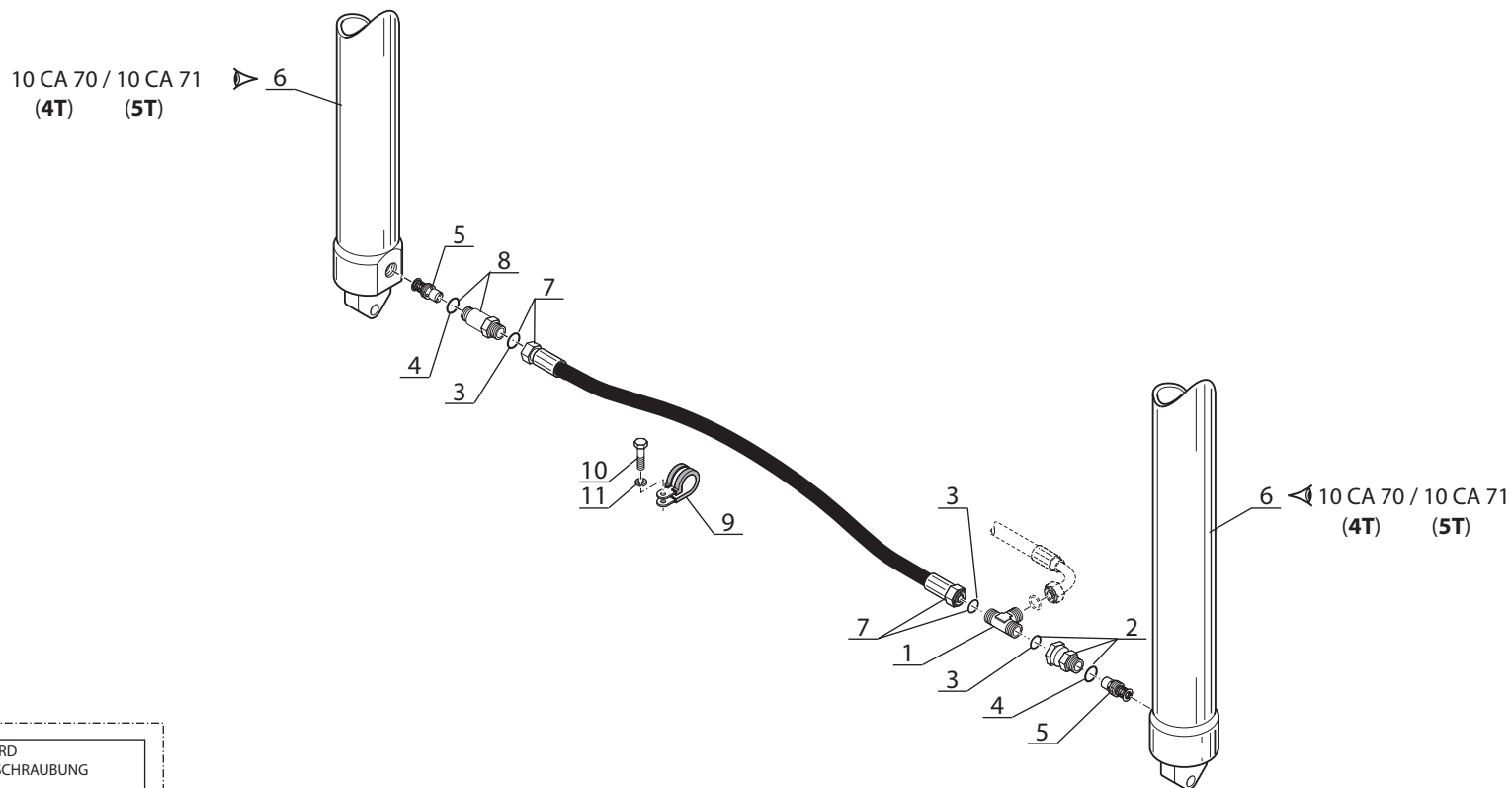
| Rep Hinw Fig Item Rif | Número Teil-Nr Numero Part-Nr Part-Nr | Désignation Bezeichnung Descripcion Description Descrizione |
|-----------------------------------|---|--|
| 1 | 199579 | Dosseret de charge, nu (1670 mm) Rücklehnmetraglast, allein Costilla de carga, solo - Back load rest, stripped Sponda di carico, nudo - |
| 2 | 201171 | Dosseret de charge, nu (1750 mm) Rücklehnmetraglast, allein Costilla de carga, solo - Back load rest, stripped Sponda di carico, nudo - |
| 3 | 199583 | Dosseret de charge, nu (2000 mm) Rücklehnmetraglast, allein Costilla de carga, solo - Back load rest, stripped Sponda di carico, nudo - |
| 4 | 184492 | Vis H,M14-150- 40-8.8-ZN8/C - Schraube Tornillo - Screw Vite - |
| 5 | 42256 | Rondelle W14 ZN - Unterlegscheibe Arandela - Washer Rondella - |
| 6 | 61680 | Rondelle M 14 ZN - Unterlegscheibe Arandela - Washer Rondella - |

| 1 | 2 | 3 | 4 | 5 | 6 | 7 | 8 | 9 | 10 | 11 | 12 | 13 | 14 | 15 | 16 | 17 | 18 | 19 | 20 |
|---|---|---|---|---|---|---|---|---|----|----|----|----|----|----|----|----|----|----|----|
| | | | | 1 | 1 | | 1 | 1 | | | | 1 | | | | | | | |
| | | | | | 1 | 1 | | 1 | 1 | | | 1 | | | | | | | |
| | | | | | 1 | 1 | | 1 | 1 | | | 1 | | | | | | | |
| | | | | | 4 | 4 | | 4 | 4 | | | 4 | | | | | | | |
| | | | | | 4 | 4 | | 4 | 4 | | | 4 | | | | | | | |
| | | | | | 4 | 4 | | 4 | 4 | | | 4 | | | | | | | |

10 AC 4

HYDRAULIQUE (Branchement, vérin d'élévation)
HYDRAULIK (Rohranschluss, hubzylinder)
HIDRAULICO (Derivación, cilindro de elevación)
HYDRAULIC (Branch connection, lifting cylinder)
IDRAULICO (Diramazione, cilindro di sollevamento)

M 40-4 S.3 / M 50-4 S.3
MC 40 PS S.3 / MC 50 PS S.3
M-X 50-4 S.3



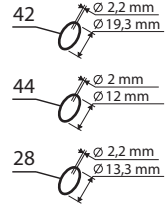
POUR FLEXIBLE ET RACCORD
FÜR SCHLAUCH UND VERSCHRAUBUNG
PARA FLEXIBLE Y RACOR
FOR HOSE AND CONNECTION
PER FLESSIBILE E RACCORDO



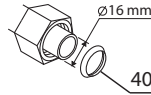
Catalogue : 647010

| 1 | HYDRAULIQUE (Branchement vérin d'élévation) HYDRAULIK (Rohranschluss hubzylinder) HIDRAULICO (Derivación cilindro de elevación) HYDRAULIC (Branch connection lifting cylinder) IDRAULICO (Divamazione cilindro di sollevamento) | | | Qté-Menge-Cant-Qty-Q.ta | | | | | | | | | | 10 AC | | | | 4 | | | | M | |
|----|---|--|---|-------------------------|---|---|---|---|---|---|---|---|----|-------|----|----|----|----|----|----|----|---|----|
| | Rep Hinw Fig Item Rif | Numéro Teil-Nr Numero Part-Nr Part-Nr | Désignation Bezeichnung Description Description | 1 | 2 | 3 | 4 | 5 | 6 | 7 | 8 | 9 | 10 | 11 | 12 | 13 | 14 | 15 | 16 | 17 | 18 | | 19 |
| 1 | 174557 | Raccord Té Réducteur Racor Raccordo | - Verschraubung - Connection - | | | | | 1 | 1 | | 1 | 1 | | | | 1 | | | | | | | |
| 2 | 168904 | Raccord Adapteur Racor Raccordo | - Verschraubung - Connection - | | | | | 1 | 1 | | 1 | 1 | | | | 1 | | | | | | | |
| 3 | 189956 | Joint torique Junta tórica Anello OR | - "0" ring - "0" ring - | | | | | X | X | | X | X | | | | X | | | | | | | |
| 4 | 169373 | Joint torique Junta tórica Anello OR | - "0" ring - "0" ring - | | | | | X | X | | X | X | | | | X | | | | | | | |
| 5 | 171020 | Ralentisseur Válvula de restricción Regolatore | - Druckregler - Flow restrictor - | | | | | 2 | 2 | | 2 | 2 | | | | 2 | | | | | | | |
| 7 | 193901 | Flexible Flexible Flessibile | - Schlauch - Hose - | | | | | 1 | 1 | | 1 | 1 | | | | 1 | | | | | | | |
| 8 | 174548 | Raccord Union Prolongateur Racor Raccordo | - Verschraubung - Connection - | | | | | 1 | 1 | | 1 | 1 | | | | 1 | | | | | | | |
| 9 | 86506 | Collier Abrazadera Fascetta | - Spannschelle - Clamp - | | | | | 1 | 1 | | 1 | 1 | | | | 1 | | | | | | | |
| 10 | 42347 | Vis H,M 8- 20-8.8-ZN8/C Tornillo Vite | - Schraube - Screw - | | | | | 1 | 1 | | 1 | 1 | | | | 1 | | | | | | | |
| 11 | 42325 | Rondelle W 8 ZN Arandela Rondella | - Unterlegscheibe - Washer - | | | | | 1 | 1 | | 1 | 1 | | | | 1 | | | | | | | |

POUR FLEXIBLE ET RACCORD
 FÜR SCHLAUCH UND VERSCHRAUBUNG
 PARA FLEXIBLE Y RACOR
 FOR HOSE AND CONNECTION
 PER FLESSIBILE E RACCORDO



POUR TUBE
 FÜR ROHR - PARA TUBO FOR
 TUBE - PER TUBO



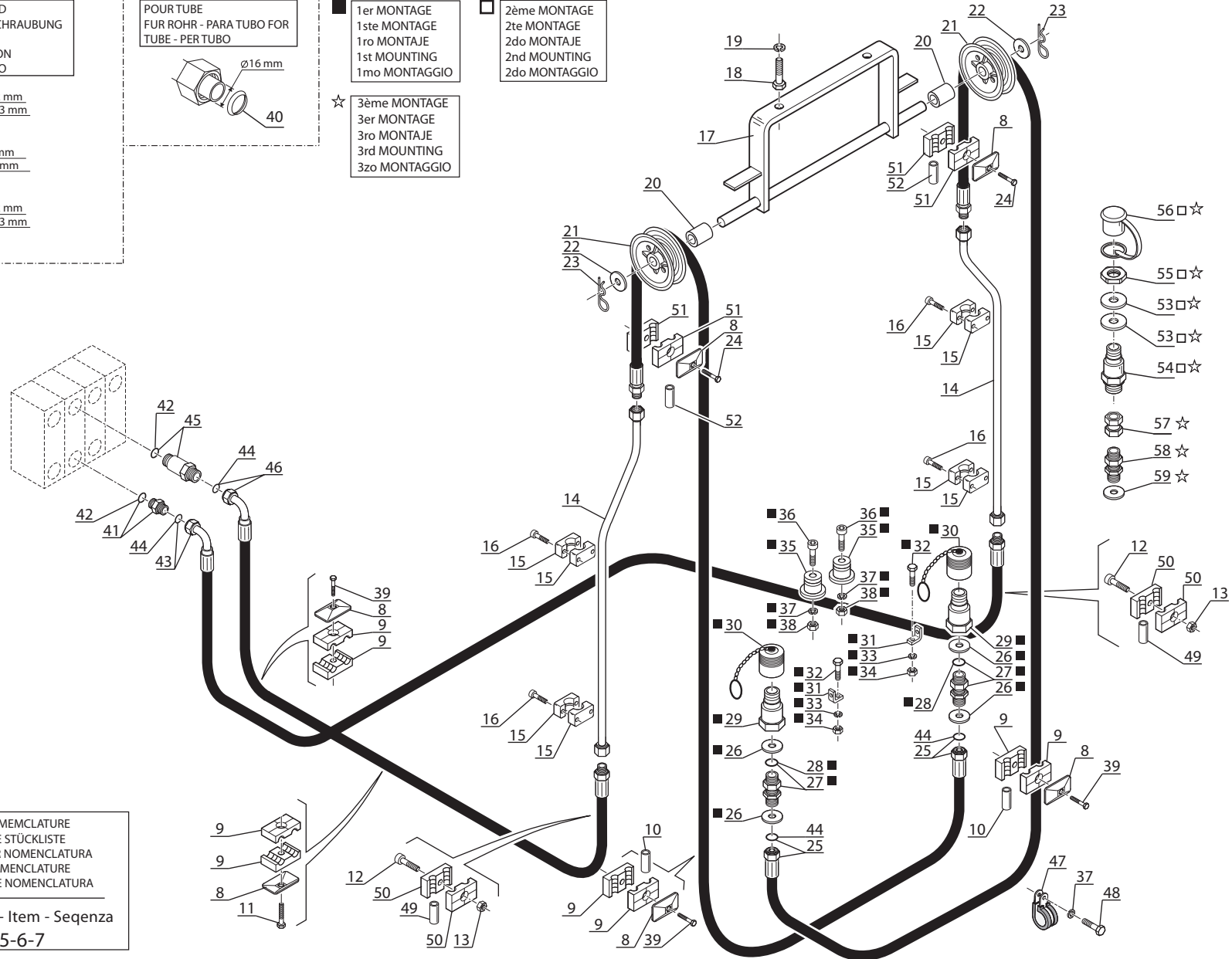
■ 1er MONTAGE
 1ste MONTAGE
 1ro MONTAJE
 1st MOUNTING
 1mo MONTAGGIO

□ 2ème MONTAGE
 2te MONTAGE
 2do MONTAJE
 2nd MOUNTING
 2do MONTAGGIO

☆ 3ème MONTAGE
 3er MONTAGE
 3ro MONTAJE
 3rd MOUNTING
 3zo MONTAGGIO

KIT COMPLET, VOIR NOMENCLATURE
 KOMPLETTER KIT, SIEHE STÜCKLISTE
 JUEGO COMPLETO, VER NOMENCLATURA
 COMPLETE KIT, SEE NOMENCLATURE
 KIT COMPLETO, VEDERE NOMENCLATURA

Rep - Hinw - Fig - Item - Sequenza
 1-2-3-4-5-6-7



Catalogue : 647010

1

KIT HYDRAULIQUE ACCESSOIRE 3ème ELEMENT (Double effet) (FEMA)
 KIT 3er ELEMENT ZUBEHOR HYDRAULIK (Doppelt wirkend) (FEMA)
 KIT HIDRAULICO ACCESORIO 3ro ELEMENTO (Doble efecto) (FEMA)
 3rd ELEMENT ATTACHMENT HYDRAULIC KIT (Double-acting) (FEMA)
 KIT IDRAULICO ACCESSORIO 3 ELEMENTO (Doppio effetto) (FEMA)

Qté-Menge-Cant-Qty-Q.ta

10 AD

36

M

| | | | | | | | | | | |
|-----|----|------|----|-------|-------|-----|------|-------|----|-------|
| 1- | M | 26-2 | S3 | E2/E3 | 11- | MC | 70 | PS | S3 | E2/E3 |
| 2- | M | 30-2 | S3 | E2/E3 | 12- | M-X | 30-4 | S3-E3 | | |
| 3- | M | 26-4 | S3 | E2/E3 | 13- | M-X | 50-4 | S3-E3 | | |
| 4- | M | 30-4 | S3 | E2/E3 | 14- | M-X | 70-2 | S3-E3 | | |
| 5- | M | 40-4 | S3 | E2/E3 | 15- | | | | | |
| 6- | M | 50-4 | S3 | E2/E3 | 16- | | | | | |
| 7- | MC | 30 | S3 | E2/E3 | 17- | | | | | |
| 8- | MC | 40 | PS | S3 | E2/E3 | 18- | | | | |
| 9- | MC | 50 | PS | S3 | E2/E3 | 19- | | | | |
| 10- | MC | 60 | PS | S3 | E2/E3 | 20- | | | | |

| Rep Hinw Fig Item Rif | Numéro Teil-Nr Numero Part-Nr Part-Nr | Désignation Bezeichnung Descripcion Description Descrizione |
|-----------------------------------|---|--|
| 1 | 560634 | Kit hydraulique accessoire complet (mât 3,00 m) Kompletter kit zübehör hydraulik (hubmast 3,00 m) Kit hidraulico accesorio completo (mástil 3,00 m) Complete attachment hydraulic kit (mast 3,00 m) Kit idraulico accessorio completo (rampa 3,00 m) |
| 2 | 560635 | Kit hydraulique accessoire complet (mât 3,30 m) Kompletter kit zübehör hydraulik (hubmast 3,30 m) Kit hidraulico accesorio completo (mástil 3,30 m) Complete attachment hydraulic kit (mast 3,30 m) Kit idraulico accessorio completo (rampa 3,30 m) |
| 3 | 560636 | Kit hydraulique accessoire complet (mât 3,50 m) Kompletter kit zübehör hydraulik (hubmast 3,50 m) Kit hidraulico accesorio completo (mástil 3,50 m) Complete attachment hydraulic kit (mast 3,50 m) Kit idraulico accessorio completo (rampa 3,50 m) |
| 4 | 560637 | Kit hydraulique accessoire complet (mât 3,70 m) Kompletter kit zübehör hydraulik (hubmast 3,70 m) Kit hidraulico accesorio completo (mástil 3,70 m) Complete attachment hydraulic kit (mast 3,70 m) Kit idraulico accessorio completo (rampa 3,70 m) |
| 5 | 560638 | Kit hydraulique accessoire complet (mât 4,00 m) Kompletter kit zübehör hydraulik (hubmast 4,00 m) Kit hidraulico accesorio completo (mástil 4,00 m) Complete attachment hydraulic kit (mast 4,00 m) Kit idraulico accessorio completo (rampa 4,00 m) |
| 6 | 560639 | Kit hydraulique accessoire complet (mât 4,50 m) Kompletter kit zübehör hydraulik (hubmast 4,50 m) Kit hidraulico accesorio completo (mástil 4,50 m) Complete attachment hydraulic kit (mast 4,50 m) Kit idraulico accessorio completo (rampa 4,50 m) |
| 7 | 560640 | Kit hydraulique accessoire complet (mât 5,00 m) Kompletter kit zübehör hydraulik (hubmast 5,00 m) Kit hidraulico accesorio completo (mástil 5,00 m) Complete attachment hydraulic kit (mast 5,00 m) Kit idraulico accessorio completo (rampa 5,00 m) |
| 8 | 168854 | Plaque de protection - Schützplatte Placa de protección - Protection plate Piastra di protezione - |

| 1 | 2 | 3 | 4 | 5 | 6 | 7 | 8 | 9 | 10 | 11 | 12 | 13 | 14 | 15 | 16 | 17 | 18 | 19 | 20 |
|---|---|---|---|---|---|---|---|---|----|----|----|----|----|----|----|----|----|----|----|
| | | | | 1 | | | 1 | | | | | | | | | | | | |
| | | | | 1 | | | 1 | | | | | | | | | | | | |
| | | | | 1 | | | 1 | | | | | | | | | | | | |
| | | | | 1 | | | 1 | | | | | | | | | | | | |
| | | | | 1 | | | 1 | | | | | | | | | | | | |
| | | | | 1 | | | 1 | | | | | | | | | | | | |
| | | | | 1 | | | 1 | | | | | | | | | | | | |
| | | | | 6 | | | 6 | | | | | | | | | | | | |



Catalogue : 647010

2

KIT HYDRAULIQUE ACCESSOIRE 3ème ELEMENT (Double effet) (FEMA)
 KIT 3er ELEMENT ZUBEHOR HYDRAULIK (Doppelt wirkend) (FEMA)
 KIT HIDRAULICO ACCESORIO 3ro ELEMENTO (Doble efecto) (FEMA)
 3rd ELEMENT ATTACHMENT HYDRAULIC KIT (Double-acting) (FEMA)
 KIT IDRAULICO ACCESSORIO 3 ELEMENTO (Doppio effetto) (FEMA)

Qté-Menge-Cant-Qty-Q.ta

10 AD

36

M

| | | | | | | | | | | |
|-----|----|------|----|-------|-------|-----|------|-------|----|-------|
| 1- | M | 26-2 | S3 | E2/E3 | 11- | MC | 70 | PS | S3 | E2/E3 |
| 2- | M | 30-2 | S3 | E2/E3 | 12- | M-X | 30-4 | S3-E3 | | |
| 3- | M | 26-4 | S3 | E2/E3 | 13- | M-X | 50-4 | S3-E3 | | |
| 4- | M | 30-4 | S3 | E2/E3 | 14- | M-X | 70-2 | S3-E3 | | |
| 5- | M | 40-4 | S3 | E2/E3 | 15- | | | | | |
| 6- | M | 50-4 | S3 | E2/E3 | 16- | | | | | |
| 7- | MC | 30 | S3 | E2/E3 | 17- | | | | | |
| 8- | MC | 40 | PS | S3 | E2/E3 | 18- | | | | |
| 9- | MC | 50 | PS | S3 | E2/E3 | 19- | | | | |
| 10- | MC | 60 | PS | S3 | E2/E3 | 20- | | | | |

| Rep Hinw Fig Item Rif | Numéro Teil-Nr Numero Part-Nr Part-Nr | Désignation Bezeichnung Descripcion Description Descrizione | | | | | | | | | | | | | | | | | | | | | | | | | | |
|-----------------------------------|---|---|---|---|---|---|---|---|---|---|---|----|----|----|----|----|----|----|----|----|----|----|--|--|--|--|--|--|
| | | | 1 | 2 | 3 | 4 | 5 | 6 | 7 | 8 | 9 | 10 | 11 | 12 | 13 | 14 | 15 | 16 | 17 | 18 | 19 | 20 | | | | | | |
| 9 | 170387 | Demi-collier Media abrazadera Fascetta | | | | | 8 | | | | 8 | | | | | | | | | | | | | | | | | |
| 10 | 217218 | Entretoise Separador Distanziale | | | | | 2 | | | | 2 | | | | | | | | | | | | | | | | | |
| 11 | 61545 | Vis H,M 8- 55 zinguée Tornillo Vite | | | | | 1 | | | | 1 | | | | | | | | | | | | | | | | | |
| 12 | 60845 | Vis CHc,M 8- 30-8.8-ZN8/C Tornillo Vite | | | | | 2 | | | | 2 | | | | | | | | | | | | | | | | | |
| 13 | 58528 | Ecrou H ,M 8 ZN Tuerca Dado | | | | | 2 | | | | 2 | | | | | | | | | | | | | | | | | |
| 14 | 194803 | Tube (mât 3,00 m) Tubo (mástil 3,00 m) Tubo (rampa 3,00 m) | | | | | 2 | | | | 2 | | | | | | | | | | | | | | | | | |
| 14 | 194804 | Tube (mât 3,30 m) Tubo (mástil 3,30 m) Tubo (rampa 3,30 m) | | | | | 2 | | | | 2 | | | | | | | | | | | | | | | | | |
| 14 | 194805 | Tube (mât 3,50 m) Tubo (mástil 3,50 m) Tubo (rampa 3,50 m) | | | | | 2 | | | | 2 | | | | | | | | | | | | | | | | | |
| 14 | 194806 | Tube (mât 3,70 m) Tubo (mástil 3,70 m) Tubo (rampa 3,70 m) | | | | | 2 | | | | 2 | | | | | | | | | | | | | | | | | |
| 14 | 194807 | Tube (mât 4,00 m) Tubo (mástil 4,00 m) Tubo (rampa 4,00 m) | | | | | 2 | | | | 2 | | | | | | | | | | | | | | | | | |
| 14 | 194808 | Tube (mât 4,50 m) Tubo (mástil 4,50 m) Tubo (rampa 4,50 m) | | | | | 2 | | | | 2 | | | | | | | | | | | | | | | | | |



Catalogue : 647010

3

KIT HYDRAULIQUE ACCESSOIRE 3ème ELEMENT (Double effet) (FEMA)
 KIT 3er ELEMENT ZUBEHOR HYDRAULIK (Doppelt wirkend) (FEMA)
 KIT HIDRAULICO ACCESORIO 3ro ELEMENTO (Doble efecto) (FEMA)
 3rd ELEMENT ATTACHMENT HYDRAULIC KIT (Double-acting) (FEMA)
 KIT IDRAULICO ACCESSORIO 3 ELEMENTO (Doppio effetto) (FEMA)

Qté-Menge-Cant-Qty-Q.ta

10 AD

36

M

| | | | | | | | | | | |
|-----|----|------|----|-------|-------|-----|------|-------|----|-------|
| 1- | M | 26-2 | S3 | E2/E3 | 11- | MC | 70 | PS | S3 | E2/E3 |
| 2- | M | 30-2 | S3 | E2/E3 | 12- | M-X | 30-4 | S3-E3 | | |
| 3- | M | 26-4 | S3 | E2/E3 | 13- | M-X | 50-4 | S3-E3 | | |
| 4- | M | 30-4 | S3 | E2/E3 | 14- | M-X | 70-2 | S3-E3 | | |
| 5- | M | 40-4 | S3 | E2/E3 | 15- | | | | | |
| 6- | M | 50-4 | S3 | E2/E3 | 16- | | | | | |
| 7- | MC | 30 | S3 | E2/E3 | 17- | | | | | |
| 8- | MC | 40 | PS | S3 | E2/E3 | 18- | | | | |
| 9- | MC | 50 | PS | S3 | E2/E3 | 19- | | | | |
| 10- | MC | 60 | PS | S3 | E2/E3 | 20- | | | | |

| Rep Hinw Fig Item Rif | Número Teil-Nr Numero Part-Nr Part-Nr | Désignation Bezeichnung Descripcion Description Descrizione |
|-----------------------------------|---|--|
| 14 | 194809 | Tube (mât 5,00 m) Tubo (mástil 5,00 m) Tubo (rampa 5,00 m) - Rohr (hubmast 5,00 m) - Tube (mast 5,00 m) - |
| 15 | 168850 | Demi-collier Media abrazadera Fascetta - Halb-klemme - Half-clamp - |
| 16 | 9142 | Vis CHc,M 6- 35 zinguée Tornillo Vite - Schraube - Screw - |
| 17 | 193898 | Support poulie Soporte polea Supporto puleggia - Riemen träger - Bracket pulley - |
| 18 | 63548 | Vis H,M14- 30-8.8-ZN8/C Tornillo Vite - Schraube - Screw - |
| 19 | 42256 | Rondelle W14 ZN Arandela Rondella - Unterlegscheibe - Washer - |
| 20 | 73048 | Entretoise Separador Distanziale - Querstrebe - Spacer - |
| 21 | 164615 | Poulie de flexible Polea de flexible Puleggia di flessibile - Schlauchriemen - Hose pulley - |
| 22 | 61685 | Rondelle M 24 ZN Arandela Rondella - Unterlegscheibe - Washer - |
| 23 | 169076 | Goupille "Béta" de 5 Pasador Spina - Stift - Pin - |
| 24 | 58533 | Vis H,M 8- 60-8.8-ZN8/C Tornillo Vite - Schraube - Screw - |

| 1 | 2 | 3 | 4 | 5 | 6 | 7 | 8 | 9 | 10 | 11 | 12 | 13 | 14 | 15 | 16 | 17 | 18 | 19 | 20 |
|---|---|---|---|---|---|---|---|---|----|----|----|----|----|----|----|----|----|----|----|
| | | | | 2 | | | 2 | | | | | | | | | | | | |
| | | | | 8 | | | 8 | | | | | | | | | | | | |
| | | | | 8 | | | 8 | | | | | | | | | | | | |
| | | | | 1 | | | 1 | | | | | | | | | | | | |
| | | | | 2 | | | 2 | | | | | | | | | | | | |
| | | | | 2 | | | 2 | | | | | | | | | | | | |
| | | | | 2 | | | 2 | | | | | | | | | | | | |
| | | | | 2 | | | 2 | | | | | | | | | | | | |
| | | | | 2 | | | 2 | | | | | | | | | | | | |



Catalogue : 647010

4

KIT HYDRAULIQUE ACCESSOIRE 3ème ELEMENT (Double effet) (FEMA)
 KIT 3er ELEMENT ZUBEHOR HYDRAULIK (Doppelt wirkend) (FEMA)
 KIT HIDRAULICO ACCESORIO 3ro ELEMENTO (Doble efecto) (FEMA)
 3rd ELEMENT ATTACHMENT HYDRAULIC KIT (Double-acting) (FEMA)
 KIT IDRAULICO ACCESSORIO 3 ELEMENTO (Doppio effetto) (FEMA)

Qté-Menge-Cant-Qty-Q.ta

10 AD

36

M

| | | | | | | | | | | |
|-----|----|------|----|----------|-----|-----|------|-------|----|-------|
| 1- | M | 26-2 | S3 | E2/E3 | 11- | MC | 70 | PS | S3 | E2/E3 |
| 2- | M | 30-2 | S3 | E2/E3 | 12- | M-X | 30-4 | S3-E3 | | |
| 3- | M | 26-4 | S3 | E2/E3 | 13- | M-X | 50-4 | S3-E3 | | |
| 4- | M | 30-4 | S3 | E2/E3 | 14- | M-X | 70-2 | S3-E3 | | |
| 5- | M | 40-4 | S3 | E2/E3 | 15- | | | | | |
| 6- | M | 50-4 | S3 | E2/E3 | 16- | | | | | |
| 7- | MC | 30 | S3 | E2/E3 | 17- | | | | | |
| 8- | MC | 40 | PS | S3 E2/E3 | 18- | | | | | |
| 9- | MC | 50 | PS | S3 E2/E3 | 19- | | | | | |
| 10- | MC | 60 | PS | S3 E2/E3 | 20- | | | | | |

| Rep Hinw Fig Item Rif | Número Teil-Nr Numero Part-Nr Part-Nr | Désignation Bezeichnung Descripcion Description Descrizione |
|-----------------------------------|---|--|
| 25 | 194491 | Flexible (Lg 3500) Flexible Flessibile - Schlauch - Hose - |
| 25 | 194820 | Flexible (Lg 3000) Flexible Flessibile - Schlauch - Hose - |
| 25 | 194822 | Flexible (Lg 3150) Flexible Flessibile - Schlauch - Hose - |
| 25 | 194824 | Flexible (Lg 3400) Flexible Flessibile - Schlauch - Hose - |
| 25 | 197013 | Flexible (Lg 3250) Flexible Flessibile - Schlauch - Hose - |
| 25 | 198615 | Flexible (Lg 3950) Flexible Flessibile - Schlauch - Hose - |
| 25 | 198620 | Flexible (Lg 3750) Flexible Flessibile - Schlauch - Hose - |
| 26 | 61685 | Rondelle M 24 ZN Arandela Rondella - Unterlegscheibe - Washer - |
| 27 | 175497 | Raccord Union Passe-cloison Racor Raccordo - Verschraubung - Connection - |
| 28 | 169436 | Joint torique Junta tórica Anello OR - "0" ring - "0" ring - |
| 29 | 192038 | Raccord rapide mâle Racor rapido macho Raccordo maschio - Verschraubung männl. - Quick male union - |

| 1 | 2 | 3 | 4 | 5 | 6 | 7 | 8 | 9 | 10 | 11 | 12 | 13 | 14 | 15 | 16 | 17 | 18 | 19 | 20 |
|---|---|---|---|---|---|---|---|---|----|----|----|----|----|----|----|----|----|----|----|
| | | | | 2 | | | 2 | | | | | | | | | | | | |
| | | | | 2 | | | 2 | | | | | | | | | | | | |
| | | | | 2 | | | 2 | | | | | | | | | | | | |
| | | | | 2 | | | 2 | | | | | | | | | | | | |
| | | | | 2 | | | 2 | | | | | | | | | | | | |
| | | | | 2 | | | 2 | | | | | | | | | | | | |
| | | | | 4 | | | 4 | | | | | | | | | | | | |
| | | | | 2 | | | 2 | | | | | | | | | | | | |
| | | | | X | | | X | | | | | | | | | | | | |
| | | | | 2 | | | 2 | | | | | | | | | | | | |

+

Catalogue : 647010

5

KIT HYDRAULIQUE ACCESSOIRE 3ème ELEMENT (Double effet) (FEMA)
 KIT 3er ELEMENT ZUBEHOR HYDRAULIK (Doppelt wirkend) (FEMA)
 KIT HIDRAULICO ACCESORIO 3ro ELEMENTO (Doble efecto) (FEMA)
 3rd ELEMENT ATTACHMENT HYDRAULIC KIT (Double-acting) (FEMA)
 KIT IDRAULICO ACCESSORIO 3 ELEMENTO (Doppio effetto) (FEMA)

Qté-Menge-Cant-Qty-Q.ta

10 AD

36

M

| | |
|-----------------------|-----------------------|
| 1- M 26-2 S3 E2/E3 | 11- MC 70 PS S3 E2/E3 |
| 2- M 30-2 S3 E2/E3 | 12- M-X 30-4 S3-E3 |
| 3- M 26-4 S3 E2/E3 | 13- M-X 50-4 S3-E3 |
| 4- M 30-4 S3 E2/E3 | 14- M-X 70-2 S3-E3 |
| 5- M 40-4 S3 E2/E3 | 15- |
| 6- M 50-4 S3 E2/E3 | 16- |
| 7- MC 30 S3 E2/E3 | 17- |
| 8- MC 40 PS S3 E2/E3 | 18- |
| 9- MC 50 PS S3 E2/E3 | 19- |
| 10- MC 60 PS S3 E2/E3 | 20- |

| Rep Hinw Fig Item Rif | Numéro Teil-Nr Numero Part-Nr Part-Nr | Désignation Bezeichnung Descripcion Description Descrizione | | | | | | | | | | | | | | | | | | | | |
|-----------------------------------|---|--|---|---|---|---|---|---|---|---|---|----|----|----|----|----|----|----|----|----|----|----|
| | | | 1 | 2 | 3 | 4 | 5 | 6 | 7 | 8 | 9 | 10 | 11 | 12 | 13 | 14 | 15 | 16 | 17 | 18 | 19 | 20 |
| 30 | 192039 | Bouchon Tapón Tappo - Stopfen - Plug - | | | | | 2 | | | | 2 | | | | | | | | | | | |
| 31 | 77254 | Support Soporte Supporto - Träger - Bracket - | | | | | 2 | | | | 2 | | | | | | | | | | | |
| 32 | 58525 | Vis H,M 6- 25-8.8-ZN5/C Tornillo Vite - Schraube - Screw - | | | | | 2 | | | | 2 | | | | | | | | | | | |
| 33 | 42316 | Rondelle W 6 ZN Arandela Rondella - Unterlegscheibe - Washer - | | | | | 2 | | | | 2 | | | | | | | | | | | |
| 34 | 25714 | Ecrou H ,M 6 ZN Tuerca Dado - Mutter - Nut - | | | | | 2 | | | | 2 | | | | | | | | | | | |
| 35 | 192040 | Embout Tapón Ghiera - Stopfen - Plug - | | | | | 2 | | | | 2 | | | | | | | | | | | |
| 36 | 5324 | Vis CHc,M 8- 50 zinguée Tornillo Vite - Schraube - Screw - | | | | | 2 | | | | 2 | | | | | | | | | | | |
| 37 | 42325 | Rondelle W 8 ZN Arandela Rondella - Unterlegscheibe - Washer - | | | | | 3 | | | | 3 | | | | | | | | | | | |
| 38 | 58528 | Ecrou H ,M 8 ZN Tuerca Dado - Mutter - Nut - | | | | | 2 | | | | 2 | | | | | | | | | | | |
| 39 | 58530 | Vis H,M 8- 45-8.8-ZN8/C Tornillo Vite - Schraube - Screw - | | | | | 3 | | | | 3 | | | | | | | | | | | |
| 40 | 169438 | Joint d'étanchéité Junta de estanqueidad Guarnizióne - Dichtungsring - Seal - | | | | | X | | | | X | | | | | | | | | | | |

+

Catalogue : 647010

6

KIT HYDRAULIQUE ACCESSOIRE 3ème ELEMENT (Double effet) (FEMA)
 KIT 3er ELEMENT ZUBEHOR HYDRAULIK (Doppelt wirkend) (FEMA)
 KIT HIDRAULICO ACCESORIO 3ro ELEMENTO (Doble efecto) (FEMA)
 3rd ELEMENT ATTACHMENT HYDRAULIC KIT (Double-acting) (FEMA)
 KIT IDRAULICO ACCESSORIO 3 ELEMENTO (Doppio effetto) (FEMA)

Qté-Menge-Cant-Qty-Q.ta

10 AD

36

M

1- M 26-2 S3 E2/E3 11- MC 70 PS S3 E2/E3
 2- M 30-2 S3 E2/E3 12- M-X 30-4 S3-E3
 3- M 26-4 S3 E2/E3 13- M-X 50-4 S3-E3
 4- M 30-4 S3 E2/E3 14- M-X 70-2 S3-E3
 5- M 40-4 S3 E2/E3 15-
 6- M 50-4 S3 E2/E3 16-
 7- MC 30 S3 E2/E3 17-
 8- MC 40 PS S3 E2/E3 18-
 9- MC 50 PS S3 E2/E3 19-
 10- MC 60 PS S3 E2/E3 20-

| Rep Hinw Fig Item Rif | Número Teil-Nr Numero Part-Nr Part-Nr | Désignation Bezeichnung Descripcion Description Descrizione | 1 | 2 | 3 | 4 | 5 | 6 | 7 | 8 | 9 | 10 | 11 | 12 | 13 | 14 | 15 | 16 | 17 | 18 | 19 | 20 |
|-----------------------------------|---|---|---|---|---|---|---|---|---|---|---|----|----|----|----|----|----|----|----|----|----|----|
| 41 | 167925 | Raccord Union Racor Raccordo - Verschraubung - Connection - | | | | | 1 | | | 1 | | | | | | | | | | | | |
| 42 | 169373 | Joint torique Junta tórica Anello OR - "0" ring - "0" ring - | | | | | X | | | X | | | | | | | | | | | | |
| 43 | 219713 | Flexible (Lg 2800) Flexible Flessibile - Schlauch - Hose - | | | | | 1 | | | 1 | | | | | | | | | | | | |
| 44 | 189956 | Joint torique Junta tórica Anello OR - "0" ring - "0" ring - | | | | | X | | | X | | | | | | | | | | | | |
| 45 | 174548 | Raccord Union Prolongateur Racor Raccordo - Verschraubung - Connection - | | | | | 1 | | | 1 | | | | | | | | | | | | |
| 46 | 219712 | Flexible (Lg 2400) Flexible Flessibile - Schlauch - Hose - | | | | | 1 | | | 1 | | | | | | | | | | | | |
| 47 | 86506 | Collier Abrazadera Fascetta - Spannschelle - Clamp - | | | | | 1 | | | 1 | | | | | | | | | | | | |
| 48 | 42347 | Vis H,M 8- 20-8.8-ZN8/C Tornillo Vite - Schraube - Screw - | | | | | 1 | | | 1 | | | | | | | | | | | | |
| 49 | 217218 | Entretoise Separador Distanziale - Querstrebe - Spacer - | | | | | 2 | | | 2 | | | | | | | | | | | | |
| 50 | 170387 | Demi-collier Media abrazadera Fascetta - Halb-klemme - Half-clamp - | | | | | 4 | | | 4 | | | | | | | | | | | | |
| 51 | 170387 | Demi-collier Media abrazadera Fascetta - Halb-klemme - Half-clamp - | | | | | 4 | | | 4 | | | | | | | | | | | | |

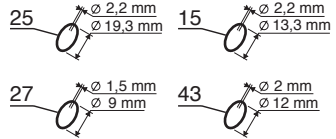
+

10 AD 38

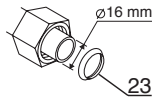
KIT HYDRAULIQUE ACCESSOIRE 4ème ELEMENT (Double effet)(FEM A)
 KIT 4er ELEMENT ZUBEHOR HYDRAULIK (Doppeltwirkend)(FEM A)
 KIT HIDRAULICO ACCESSORIO 4ro ELEMENTO (Doble efecto)(FEM A)
 4rd ELEMENT ATTACHMENT HYDRAULIC KIT (Double-acting)(FEM A)
 KIT IDRAULICO ACCESSORIO 4 ELEMENTO (Duplex effetto)(FEM A)

MC 40-4 S.3 / MC 40 PS S.3

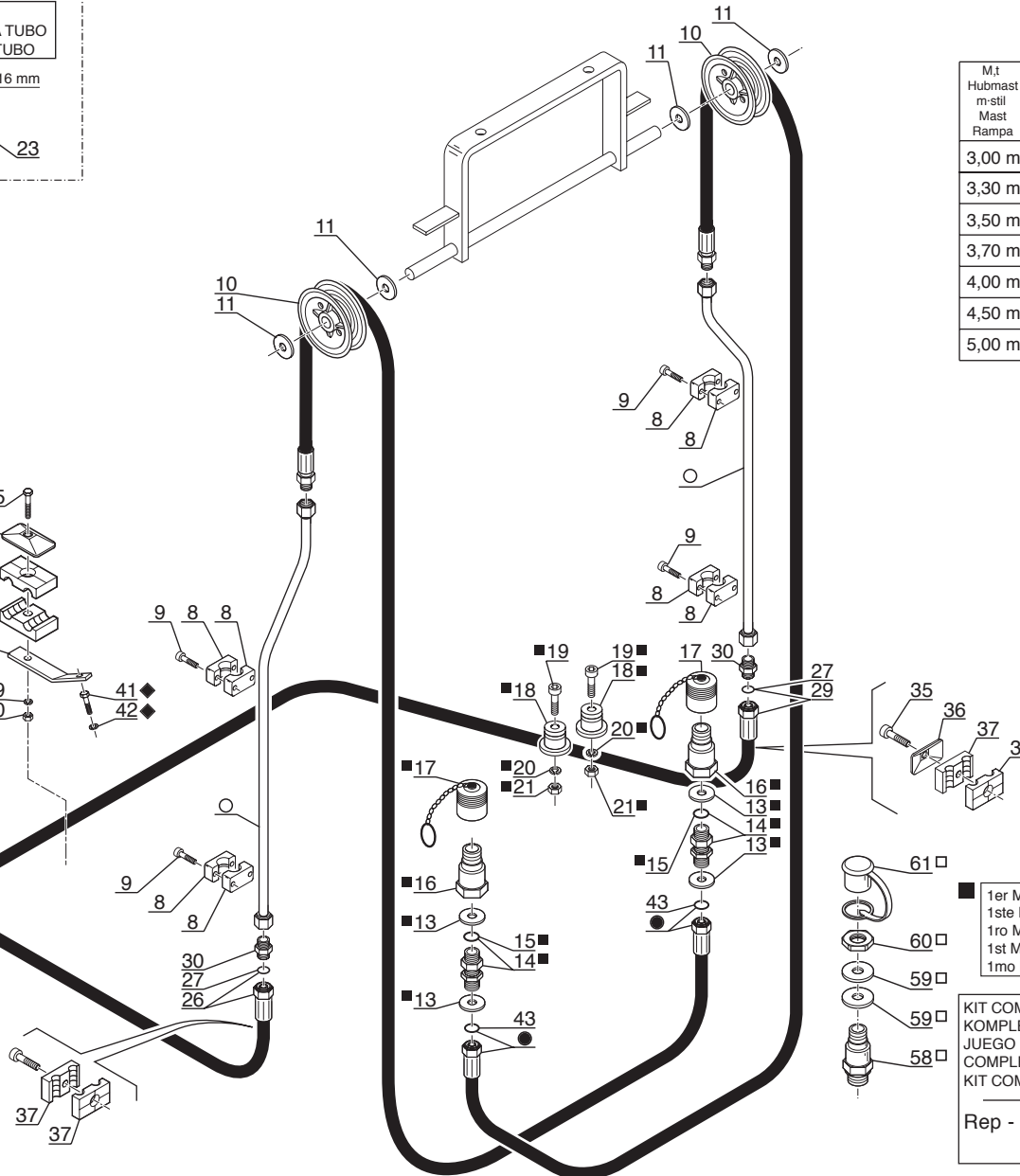
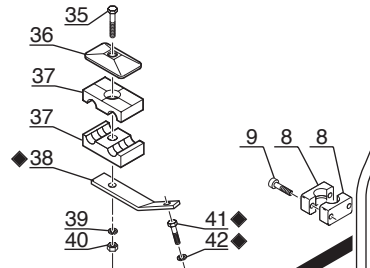
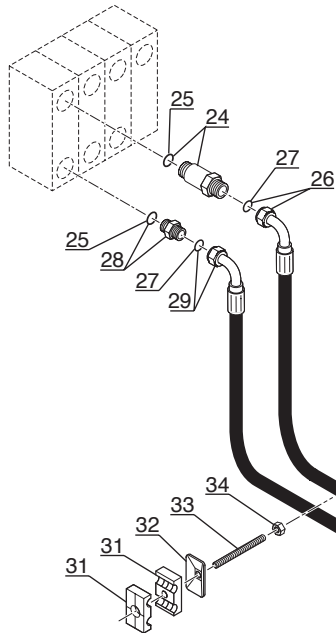
POUR FLEXIBLE ET RACCORD
 FÜR SCHLAUCH UND VERSCHRAUBUNG
 PARA FLEXIBLE Y RACOR
 FOR HOSE AND CONNECTION
 PER FLESSIBILE E RACCORDO



POUR TUBE
 FÜR ROHR - PARA TUBO
 FOR TUBE - PER TUBO



◆ SUIVANT MONTAGE
 NACH MONTAGE
 SEGUN MONTAJE
 AS MOUNTING
 SECONDO MONTAGGIO



| M.t Hubmast m-stil Mast Rampa | ● Rep Hinw Fig Item Sequenza | ○ Rep Hinw Fig Item Sequenza |
|---|---|---|
| 3,00 m | 44 | 51 |
| 3,30 m | 45 | 52 |
| 3,50 m | 46 | 53 |
| 3,70 m | 47 | 54 |
| 4,00 m | 48 | 55 |
| 4,50 m | 49 | 56 |
| 5,00 m | 50 | 57 |

■ 1er MONTAGE
 1ste MONTAGE
 1ro MONTAJE
 1st MOUNTING
 1mo MONTAGGIO

□ 2ème MONTAGE
 2te MONTAJE
 2do MONTAJE
 2nd MOUNTING
 2do MONTAGGIO

KIT COMPLET, VOIR NOMEMCLATURE
 KOMPLETTER KIT, SIEHE STÜCKLISTE
 JUEGO COMPLETO, VER NOMENCLATURA
 COMPLETE KIT, SEE NOMENCLATURE
 KIT COMPLETO, VEDERE NOMENCLATURA

Rep - Hinw - Fig - Item - Sequenza
1-2-3-4-5-6-7

Catalogue : 647010

1

KIT HYDRAULIQUE ACCESSOIRE 4ème ELEMENT (Double effet) (FEMA)
 KIT 4tr ELEMENT ZUBEHOR HYDRAULIK (Doppeltwirkend) (FEMA)
 KIT HIDRAULICO ACCESORIO 4to ELEMENTO (Doble efecto) (FEMA)
 4th ELEMENT ATTACHMENT HYDRAULIC KIT (Double-acting) (FEMA)
 KIT IDRAULICO ACCESSORIO 4 ELEMENTO (Doppio effetto) (FEMA)

Qté-Menge-Cant-Qty-Q.ta

10 AD

38

M

| | |
|-----------------------|-----------------------|
| 1- M 26-2 S3 E2/E3 | 11- MC 70 PS S3 E2/E3 |
| 2- M 30-2 S3 E2/E3 | 12- M-X 30-4 S3-E3 |
| 3- M 26-4 S3 E2/E3 | 13- M-X 50-4 S3-E3 |
| 4- M 30-4 S3 E2/E3 | 14- M-X 70-2 S3-E3 |
| 5- M 40-4 S3 E2/E3 | 15- |
| 6- M 50-4 S3 E2/E3 | 16- |
| 7- MC 30 S3 E2/E3 | 17- |
| 8- MC 40 PS S3 E2/E3 | 18- |
| 9- MC 50 PS S3 E2/E3 | 19- |
| 10- MC 60 PS S3 E2/E3 | 20- |

| Rep Hinw Fig Item Rif | Numéro Teil-Nr Numero Part-Nr Part-Nr | Désignation Bezeichnung Descripcion Description Descrizione |
|-----------------------------------|---|---|
| 1 | 560641 | Kit hydraulique accessoire complet (mât 3,00 m) Kompletter kit zübehör hydraulik (hubmast 3,00 m) Kit hidraulico accesorio completo (mástil 3,00 m) Complete attachment hydraulic kit (mast 3,00 m) Kit idraulico accesorio completo (rampa 3,00 m) |
| 2 | 560642 | Kit hydraulique accessoire complet (mât 3,30 m) Kompletter kit zübehör hydraulik (hubmast 3,30 m) Kit hidraulico accesorio completo (mástil 3,30 m) Complete attachment hydraulic kit (mast 3,30 m) Kit idraulico accesorio completo (rampa 3,30 m) |
| 3 | 560643 | Kit hydraulique accessoire complet (mât 3,50 m) Kompletter kit zübehör hydraulik (hubmast 3,50 m) Kit hidraulico accesorio completo (mástil 3,50 m) Complete attachment hydraulic kit (mast 3,50 m) Kit idraulico accesorio completo (rampa 3,50 m) |
| 4 | 560644 | Kit hydraulique accessoire complet (mât 3,70 m) Kompletter kit zübehör hydraulik (hubmast 3,70 m) Kit hidraulico accesorio completo (mástil 3,70 m) Complete attachment hydraulic kit (mast 3,70 m) Kit idraulico accesorio completo (rampa 3,70 m) |
| 5 | 560645 | Kit hydraulique accessoire complet (mât 4,00 m) Kompletter kit zübehör hydraulik (hubmast 4,00 m) Kit hidraulico accesorio completo (mástil 4,00 m) Complete attachment hydraulic kit (mast 4,00 m) Kit idraulico accesorio completo (rampa 4,00 m) |
| 6 | 560646 | Kit hydraulique accessoire complet (mât 4,50 m) Kompletter kit zübehör hydraulik (hubmast 4,50 m) Kit hidraulico accesorio completo (mástil 4,50 m) Complete attachment hydraulic kit (mast 4,50 m) Kit idraulico accesorio completo (rampa 4,50 m) |
| 7 | 560647 | Kit hydraulique accessoire complet (mât 5,00 m) Kompletter kit zübehör hydraulik (hubmast 5,00 m) Kit hidraulico accesorio completo (mástil 5,00 m) Complete attachment hydraulic kit (mast 5,00 m) Kit idraulico accesorio completo (rampa 5,00 m) |
| 8 | 168850 | Demi-collier - Halb-klemme Media abrazadera - Half-clamp Fascetta - |

| 1 | 2 | 3 | 4 | 5 | 6 | 7 | 8 | 9 | 10 | 11 | 12 | 13 | 14 | 15 | 16 | 17 | 18 | 19 | 20 |
|---|---|---|---|---|---|---|---|---|----|----|----|----|----|----|----|----|----|----|----|
| | | | | 1 | | | 1 | | | | | | | | | | | | |
| | | | | 1 | | | 1 | | | | | | | | | | | | |
| | | | | 1 | | | 1 | | | | | | | | | | | | |
| | | | | 1 | | | 1 | | | | | | | | | | | | |
| | | | | 1 | | | 1 | | | | | | | | | | | | |
| | | | | 1 | | | 1 | | | | | | | | | | | | |
| | | | | 1 | | | 1 | | | | | | | | | | | | |
| | | | | 8 | | | 8 | | | | | | | | | | | | |



Catalogue : 647010

5

KIT HYDRAULIQUE ACCESSOIRE 4ème ELEMENT (Double effet) (FEMA)
 KIT 4tr ELEMENT ZUBEHOR HYDRAULIK (Doppeltwirkend) (FEMA)
 KIT HIDRAULICO ACCESORIO 4to ELEMENTO (Doble efecto) (FEMA)
 4th ELEMENT ATTACHMENT HYDRAULIC KIT (Double-acting) (FEMA)
 KIT IDRAULICO ACCESSORIO 4 ELEMENTO (Doppio effetto) (FEMA)

Qté-Menge-Cant-Qty-Q.ta

10 AD

38

M

| | |
|-----------------------|-----------------------|
| 1- M 26-2 S3 E2/E3 | 11- MC 70 PS S3 E2/E3 |
| 2- M 30-2 S3 E2/E3 | 12- M-X 30-4 S3-E3 |
| 3- M 26-4 S3 E2/E3 | 13- M-X 50-4 S3-E3 |
| 4- M 30-4 S3 E2/E3 | 14- M-X 70-2 S3-E3 |
| 5- M 40-4 S3 E2/E3 | 15- |
| 6- M 50-4 S3 E2/E3 | 16- |
| 7- MC 30 S3 E2/E3 | 17- |
| 8- MC 40 PS S3 E2/E3 | 18- |
| 9- MC 50 PS S3 E2/E3 | 19- |
| 10- MC 60 PS S3 E2/E3 | 20- |

| Rep Hinw Fig Item Rif | Numéro Teil-Nr Numero Part-Nr Part-Nr | Désignation Bezeichnung Descripcion Description Descrizione |
|-----------------------------------|---|--|
| 44 | 194820 | Flexible (Lg 3000) Flexible Flessibile - Schlauch - Hose - |
| 45 | 194822 | Flexible (Lg 3150) Flexible Flessibile - Schlauch - Hose - |
| 46 | 197013 | Flexible (Lg 3250) Flexible Flessibile - Schlauch - Hose - |
| 47 | 194824 | Flexible (Lg 3400) Flexible Flessibile - Schlauch - Hose - |
| 48 | 194491 | Flexible (Lg 3500) Flexible Flessibile - Schlauch - Hose - |
| 49 | 198620 | Flexible (Lg 3750) Flexible Flessibile - Schlauch - Hose - |
| 50 | 198615 | Flexible (Lg 3950) Flexible Flessibile - Schlauch - Hose - |
| 51 | 194803 | Tube (mât 3,00 m) Tubo (mástil 3,00 m) Tubo (rampa 3,00 m) - Rohr (hubmast 3,00 m) - Tube (mast 3,00 m) - |
| 52 | 194804 | Tube (mât 3,30 m) Tubo (mástil 3,30 m) Tubo (rampa 3,30 m) - Rohr (hubmast 3,30 m) - Tube (mast 3,30 m) - |
| 53 | 194805 | Tube (mât 3,50 m) Tubo (mástil 3,50 m) Tubo (rampa 3,50 m) - Rohr (hubmast 3,50 m) - Tube (mast 3,50 m) - |
| 54 | 194806 | Tube (mât 3,70 m) Tubo (mástil 3,70 m) Tubo (rampa 3,70 m) - Rohr (hubmast 3,70 m) - Tube (mast 3,70 m) - |

| 1 | 2 | 3 | 4 | 5 | 6 | 7 | 8 | 9 | 10 | 11 | 12 | 13 | 14 | 15 | 16 | 17 | 18 | 19 | 20 |
|---|---|---|---|---|---|---|---|---|----|----|----|----|----|----|----|----|----|----|----|
| | | | | 2 | | | 2 | | | | | | | | | | | | |
| | | | | 2 | | | 2 | | | | | | | | | | | | |
| | | | | 2 | | | 2 | | | | | | | | | | | | |
| | | | | 2 | | | 2 | | | | | | | | | | | | |
| | | | | 2 | | | 2 | | | | | | | | | | | | |
| | | | | 2 | | | 2 | | | | | | | | | | | | |
| | | | | 2 | | | 2 | | | | | | | | | | | | |
| | | | | 2 | | | 2 | | | | | | | | | | | | |
| | | | | 2 | | | 2 | | | | | | | | | | | | |



Catalogue : 647010

6

KIT HYDRAULIQUE ACCESSOIRE 4ème ELEMENT (Double effet) (FEMA)
 KIT 4tr ELEMENT ZUBEHOR HYDRAULIK (Doppeltwirkend) (FEMA)
 KIT HIDRAULICO ACCESORIO 4to ELEMENTO (Doble efecto) (FEMA)
 4th ELEMENT ATTACHMENT HYDRAULIC KIT (Double-acting) (FEMA)
 KIT IDRAULICO ACCESSORIO 4 ELEMENTO (Doppio effetto) (FEMA)

Qté-Menge-Cant-Qty-Q.ta

10 AD

38

M

| | |
|-----------------------|-----------------------|
| 1- M 26-2 S3 E2/E3 | 11- MC 70 PS S3 E2/E3 |
| 2- M 30-2 S3 E2/E3 | 12- M-X 30-4 S3-E3 |
| 3- M 26-4 S3 E2/E3 | 13- M-X 50-4 S3-E3 |
| 4- M 30-4 S3 E2/E3 | 14- M-X 70-2 S3-E3 |
| 5- M 40-4 S3 E2/E3 | 15- |
| 6- M 50-4 S3 E2/E3 | 16- |
| 7- MC 30 S3 E2/E3 | 17- |
| 8- MC 40 PS S3 E2/E3 | 18- |
| 9- MC 50 PS S3 E2/E3 | 19- |
| 10- MC 60 PS S3 E2/E3 | 20- |

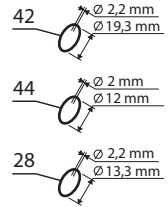
| Rep Hinw Fig Item Rif | Numéro Teil-Nr Numero Part-Nr Part-Nr | Désignation Bezeichnung Descripcion Description Descrizione | | | | | | | | | | | | | | | | | | | | |
|-----------------------------------|---|---|---|---|---|---|---|---|---|---|---|----|----|----|----|----|----|----|----|----|----|----|
| | | | 1 | 2 | 3 | 4 | 5 | 6 | 7 | 8 | 9 | 10 | 11 | 12 | 13 | 14 | 15 | 16 | 17 | 18 | 19 | 20 |
| 55 | 194807 | Tube (mât 4,00 m) - Rohr (hubmast 4,00 m) Tubo (mástil 4,00 m) - Tube (mast 4,00 m) Tubo (rampa 4,00 m) - | | | | | 2 | | | | 2 | | | | | | | | | | | |
| 56 | 194808 | Tube (mât 4,50 m) - Rohr (hubmast 4,50 m) Tubo (mástil 4,50 m) - Tube (mast 4,50 m) Tubo (rampa 4,50 m) - | | | | | 2 | | | | 2 | | | | | | | | | | | |
| 57 | 194809 | Tube (mât 5,00 m) - Rohr (hubmast 5,00 m) Tubo (mástil 5,00 m) - Tube (mast 5,00 m) Tubo (rampa 5,00 m) - | | | | | 2 | | | | 2 | | | | | | | | | | | |
| 58 | 261397 | Raccord Rapide Passe-cloison - Verschraubung Racor - Connection Raccordo passaparete - | | | | | 2 | | | | 2 | | | | | | | | | | | |
| 59 | 227321 | Rondelle SP 25,5x 40 x 2 ZN12C Unterlegscheibe Arandela - Washer Rondella - | | | | | 4 | | | | 4 | | | | | | | | | | | |
| 60 | 401668 | Ecrou H ,M24x150-ZN.C-P.CLOISON Mutter Tuerca - Nut Dado - | | | | | 2 | | | | 2 | | | | | | | | | | | |
| 61 | 261398 | Bouchon - Stopfen Tapón - Plug Tappo - | | | | | 2 | | | | 2 | | | | | | | | | | | |

10 AD 37

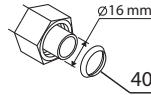
KIT HYDRAULIQUE ACCESSOIRE 3ème ELEMENT (Double effet)(FEM A)
KIT 3er ELEMENT ZUBEHOR HYDRAULIK (Doppeltwirkend)(FEM A)
KIT HIDRAULICO ACCESSORIO 3ro ELEMENTO (Doble efecto)(FEM A)
3rd ELEMENT ATTACHMENT HYDRAULIC KIT (Double-acting)(FEM A)
KIT IDRAULICO ACCESSORIO 3 ELEMENTO (Duplex effetto)(FEM A)

MC 50-4 S.3 / MC 50 PS S.3
M-X 50-4 S3

POUR FLEXIBLE ET RACCORD
FÜR SCHLAUCH UND VERSCHRAUBUNG
PARA FLEXIBLE Y RACOR
FOR HOSE AND CONNECTION
PER FLESSIBILE E RACCORDO



POUR TUBE
FÜR ROHR - PARA TUBO FOR
TUBE - PER TUBO



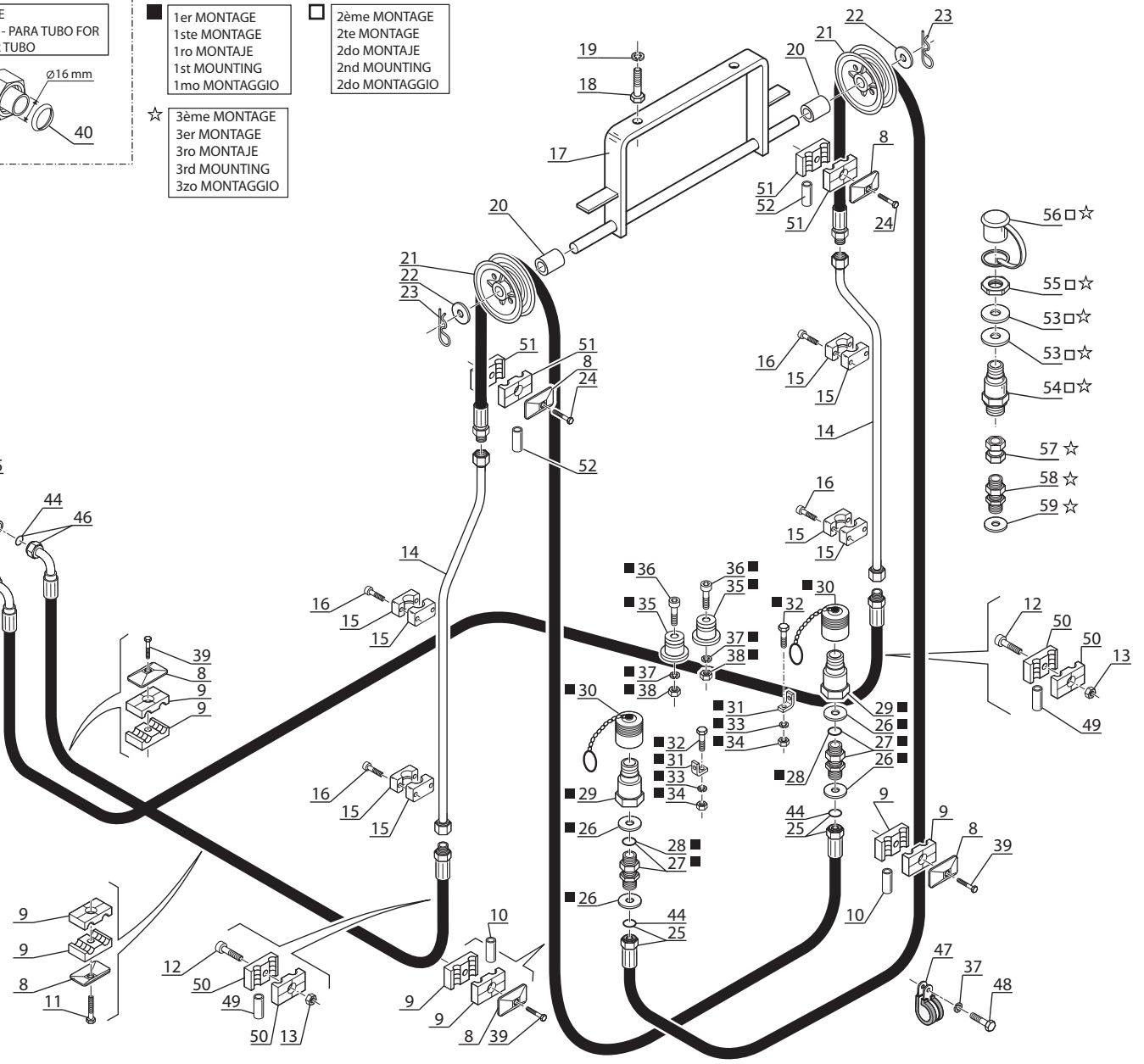
■ 1er MONTAGE
1ste MONTAGE
1ro MONTAJE
1st MOUNTING
1mo MONTAGGIO

□ 2ème MONTAGE
2te MONTAGE
2do MONTAJE
2nd MOUNTING
2do MONTAGGIO

★ 3ème MONTAGE
3er MONTAGE
3ro MONTAJE
3rd MOUNTING
3zo MONTAGGIO

KIT COMPLET, VOIR NOMECLATURE
KOMPLETTER KIT, SIEHE STÜCKLISTE
JUEGO COMPLETO, VER NOMENCLATURA
COMPLETE KIT, SEE NOMENCLATURE
KIT COMPLETO, VEDERE NOMENCLATURA

Rep - Hinw - Fig - Item - Sequenza
1-2-3-4-5-6-7



Catalogue : 647010

1

KIT HYDRAULIQUE ACCESSOIRE 3ème ELEMENT (Double effet) (FEMA)
 KIT 3er ELEMENT ZUBEHOR HYDRAULIK (Doppelt wirkend) (FEMA)
 KIT HIDRAULICO ACCESORIO 3ro ELEMENTO (Doble efecto) (FEMA)
 3rd ELEMENT ATTACHMENT HYDRAULIC KIT (Double-acting) (FEMA)
 KIT IDRAULICO ACCESSORIO 3 ELEMENTO (Doppio effetto) (FEMA)

Qté-Menge-Cant-Qty-Q.ta

10 AD

37

M

| | | | | | | | | | | |
|-----|----|------|----|-------|-------|-----|------|-------|----|-------|
| 1- | M | 26-2 | S3 | E2/E3 | 11- | MC | 70 | PS | S3 | E2/E3 |
| 2- | M | 30-2 | S3 | E2/E3 | 12- | M-X | 30-4 | S3-E3 | | |
| 3- | M | 26-4 | S3 | E2/E3 | 13- | M-X | 50-4 | S3-E3 | | |
| 4- | M | 30-4 | S3 | E2/E3 | 14- | M-X | 70-2 | S3-E3 | | |
| 5- | M | 40-4 | S3 | E2/E3 | 15- | | | | | |
| 6- | M | 50-4 | S3 | E2/E3 | 16- | | | | | |
| 7- | MC | 30 | S3 | E2/E3 | 17- | | | | | |
| 8- | MC | 40 | PS | S3 | E2/E3 | 18- | | | | |
| 9- | MC | 50 | PS | S3 | E2/E3 | 19- | | | | |
| 10- | MC | 60 | PS | S3 | E2/E3 | 20- | | | | |

| Rep Hinw Fig Item Rif | Numéro Teil-Nr Numero Part-Nr Part-Nr | Désignation Bezeichnung Descripcion Description Descrizione |
|-----------------------------------|---|---|
| 1 | 560648 | Kit hydraulique accessoire complet (mât 3,00 m) Kompletter kit zübehör hydraulik (hubmast 3,00 m) Kit hidraulico accesorio completo (mástil 3,00 m) Complete attachment hydraulic kit (mast 3,00 m) Kit idraulico accesorio completo (rampa 3,00 m) |
| 2 | 560649 | Kit hydraulique accessoire complet (mât 3,30 m) Kompletter kit zübehör hydraulik (hubmast 3,30 m) Kit hidraulico accesorio completo (mástil 3,30 m) Complete attachment hydraulic kit (mast 3,30 m) Kit idraulico accesorio completo (rampa 3,30 m) |
| 3 | 560650 | Kit hydraulique accessoire complet (mât 3,50 m) Kompletter kit zübehör hydraulik (hubmast 3,50 m) Kit hidraulico accesorio completo (mástil 3,50 m) Complete attachment hydraulic kit (mast 3,50 m) Kit idraulico accesorio completo (rampa 3,50 m) |
| 4 | 560651 | Kit hydraulique accessoire complet (mât 3,70 m) Kompletter kit zübehör hydraulik (hubmast 3,70 m) Kit hidraulico accesorio completo (mástil 3,70 m) Complete attachment hydraulic kit (mast 3,70 m) Kit idraulico accesorio completo (rampa 3,70 m) |
| 5 | 560652 | Kit hydraulique accessoire complet (mât 4,00 m) Kompletter kit zübehör hydraulik (hubmast 4,00 m) Kit hidraulico accesorio completo (mástil 4,00 m) Complete attachment hydraulic kit (mast 4,00 m) Kit idraulico accesorio completo (rampa 4,00 m) |
| 6 | 560653 | Kit hydraulique accessoire complet (mât 4,50 m) Kompletter kit zübehör hydraulik (hubmast 4,50 m) Kit hidraulico accesorio completo (mástil 4,50 m) Complete attachment hydraulic kit (mast 4,50 m) Kit idraulico accesorio completo (rampa 4,50 m) |
| 7 | 560654 | Kit hydraulique accessoire complet (mât 5,00 m) Kompletter kit zübehör hydraulik (hubmast 5,00 m) Kit hidraulico accesorio completo (mástil 5,00 m) Complete attachment hydraulic kit (mast 5,00 m) Kit idraulico accesorio completo (rampa 5,00 m) |
| 8 | 168854 | Plaque de protection - Schützplatte Placa de protección - Protection plate Piastra di protezione - |

| 1 | 2 | 3 | 4 | 5 | 6 | 7 | 8 | 9 | 10 | 11 | 12 | 13 | 14 | 15 | 16 | 17 | 18 | 19 | 20 |
|---|---|---|---|---|---|---|---|---|----|----|----|----|----|----|----|----|----|----|----|
| | | | | | 1 | | | 1 | | | 1 | | | | | | | | |
| | | | | | 1 | | | 1 | | | 1 | | | | | | | | |
| | | | | | 1 | | | 1 | | | 1 | | | | | | | | |
| | | | | | 1 | | | 1 | | | 1 | | | | | | | | |
| | | | | | 1 | | | 1 | | | 1 | | | | | | | | |
| | | | | | 1 | | | 1 | | | 1 | | | | | | | | |
| | | | | | 6 | | | 6 | | | 6 | | | | | | | | |



Catalogue : 647010

3

KIT HYDRAULIQUE ACCESSOIRE 3ème ELEMENT (Double effet) (FEMA)
 KIT 3er ELEMENT ZUBEHOR HYDRAULIK (Doppelt wirkend) (FEMA)
 KIT HIDRAULICO ACCESORIO 3ro ELEMENTO (Doble efecto) (FEMA)
 3rd ELEMENT ATTACHMENT HYDRAULIC KIT (Double-acting) (FEMA)
 KIT IDRAULICO ACCESSORIO 3 ELEMENTO (Doppio effetto) (FEMA)

Qté-Menge-Cant-Qty-Q.ta

10 AD

37

M

| | |
|-----------------------|-----------------------|
| 1- M 26-2 S3 E2/E3 | 11- MC 70 PS S3 E2/E3 |
| 2- M 30-2 S3 E2/E3 | 12- M-X 30-4 S3-E3 |
| 3- M 26-4 S3 E2/E3 | 13- M-X 50-4 S3-E3 |
| 4- M 30-4 S3 E2/E3 | 14- M-X 70-2 S3-E3 |
| 5- M 40-4 S3 E2/E3 | 15- |
| 6- M 50-4 S3 E2/E3 | 16- |
| 7- MC 30 S3 E2/E3 | 17- |
| 8- MC 40 PS S3 E2/E3 | 18- |
| 9- MC 50 PS S3 E2/E3 | 19- |
| 10- MC 60 PS S3 E2/E3 | 20- |

| Rep Hinw Fig Item Rif | Número Teil-Nr Numero Part-Nr Part-Nr | Désignation Bezeichnung Descripcion Description Descrizione |
|-----------------------------------|---|---|
| 14 | 194809 | Tube (mât 5,00 m) - Rohr (hubmast 5,00 m) Tubo (mástil 5,00 m) - Tube (mast 5,00 m) Tubo (rampa 5,00 m) - |
| 15 | 168850 | Demi-collier - Halb-klemme Media abrazadera - Half-clamp Fascetta - |
| 16 | 9142 | Vis CHc,M 6- 35 zinguée - Schraube Tornillo - Screw Vite - |
| 17 | 193898 | Support poulie - Riemen träger Soporte polea - Bracket pulley Supporto puleggia - |
| 18 | 63548 | Vis H,M14- 30-8.8-ZN8/C - Schraube Tornillo - Screw Vite - |
| 19 | 42256 | Rondelle W14 ZN - Unterlegscheibe Arandela - Washer Rondella - |
| 20 | 73048 | Entretoise - Querstrebe Separador - Spacer Distanziale - |
| 21 | 164615 | Poulie de flexible - Schlauchriemen Polea de flexible - Hose pulley Puleggia di flessibile - |
| 22 | 61685 | Rondelle M 24 ZN - Unterlegscheibe Arandela - Washer Rondella - |
| 23 | 169076 | Goupille "Béta" de 5 - Stift Pasador - Pin Spina - |
| 24 | 58533 | Vis H,M 8- 60-8.8-ZN8/C - Schraube Tornillo - Screw Vite - |

| 1 | 2 | 3 | 4 | 5 | 6 | 7 | 8 | 9 | 10 | 11 | 12 | 13 | 14 | 15 | 16 | 17 | 18 | 19 | 20 |
|---|---|---|---|---|---|---|---|---|----|----|----|----|----|----|----|----|----|----|----|
| | | | | | 2 | | | 2 | | | | 2 | | | | | | | |
| | | | | | 8 | | | 8 | | | | 8 | | | | | | | |
| | | | | | 8 | | | 8 | | | | 8 | | | | | | | |
| | | | | | 1 | | | 1 | | | | 1 | | | | | | | |
| | | | | | 2 | | | 2 | | | | 2 | | | | | | | |
| | | | | | 2 | | | 2 | | | | 2 | | | | | | | |
| | | | | | 2 | | | 2 | | | | 2 | | | | | | | |
| | | | | | 2 | | | 2 | | | | 2 | | | | | | | |
| | | | | | 2 | | | 2 | | | | 2 | | | | | | | |
| | | | | | 2 | | | 2 | | | | 2 | | | | | | | |

+

Catalogue : 647010

4

KIT HYDRAULIQUE ACCESSOIRE 3ème ELEMENT (Double effet) (FEMA)
 KIT 3er ELEMENT ZUBEHOR HYDRAULIK (Doppelt wirkend) (FEMA)
 KIT HIDRAULICO ACCESORIO 3ro ELEMENTO (Doble efecto) (FEMA)
 3rd ELEMENT ATTACHMENT HYDRAULIC KIT (Double-acting) (FEMA)
 KIT IDRAULICO ACCESSORIO 3 ELEMENTO (Doppio effetto) (FEMA)

Qté-Menge-Cant-Qty-Q.ta

10 AD

37

M

| | | | | | | | | | | |
|-----|----|------|----|-------|-------|-----|------|-------|----|-------|
| 1- | M | 26-2 | S3 | E2/E3 | 11- | MC | 70 | PS | S3 | E2/E3 |
| 2- | M | 30-2 | S3 | E2/E3 | 12- | M-X | 30-4 | S3-E3 | | |
| 3- | M | 26-4 | S3 | E2/E3 | 13- | M-X | 50-4 | S3-E3 | | |
| 4- | M | 30-4 | S3 | E2/E3 | 14- | M-X | 70-2 | S3-E3 | | |
| 5- | M | 40-4 | S3 | E2/E3 | 15- | | | | | |
| 6- | M | 50-4 | S3 | E2/E3 | 16- | | | | | |
| 7- | MC | 30 | S3 | E2/E3 | 17- | | | | | |
| 8- | MC | 40 | PS | S3 | E2/E3 | 18- | | | | |
| 9- | MC | 50 | PS | S3 | E2/E3 | 19- | | | | |
| 10- | MC | 60 | PS | S3 | E2/E3 | 20- | | | | |

| Rep Hinw Fig Item Rif | Numéro Teil-Nr Numero Part-Nr Part-Nr | Désignation Bezeichnung Descripcion Description Descrizione |
|-----------------------------------|---|--|
| 25 | 194491 | Flexible (Lg 3500) Flexible Flessibile - Schlauch - Hose - |
| 25 | 194819 | Flexible (Lg 2900) Flexible Flessibile - Schlauch - Hose - |
| 25 | 194820 | Flexible (Lg 3000) Flexible Flessibile - Schlauch - Hose - |
| 25 | 194822 | Flexible (Lg 3150) Flexible Flessibile - Schlauch - Hose - |
| 25 | 196860 | Flexible (Lg 2800) Flexible Flessibile - Schlauch - Hose - |
| 25 | 197013 | Flexible (Lg 3250) Flexible Flessibile - Schlauch - Hose - |
| 25 | 198620 | Flexible (Lg 3750) Flexible Flessibile - Schlauch - Hose - |
| 26 | 61685 | Rondelle M 24 ZN Arandela Rondella - Unterlegscheibe - Washer - |
| 27 | 175497 | Raccord Union Passe-cloison Racor Raccordo - Verschraubung - Connection - |
| 28 | 169436 | Joint torique Junta tórica Anello OR - "0" ring - "0" ring - |
| 29 | 192038 | Raccord rapide mâle Racor rapido macho Raccordo maschio - Verschraubung männl. - Quick male union - |

| 1 | 2 | 3 | 4 | 5 | 6 | 7 | 8 | 9 | 10 | 11 | 12 | 13 | 14 | 15 | 16 | 17 | 18 | 19 | 20 |
|---|---|---|---|---|---|---|---|----|----|----|----|----|----|----|----|----|----|----|----|
| | | | | | 2 | | | 2 | | | 2 | | | | | | | | |
| | | | | | 2 | | | 2 | | | 2 | | | | | | | | |
| | | | | | 2 | | | 2 | | | 2 | | | | | | | | |
| | | | | | 2 | | | 2 | | | 2 | | | | | | | | |
| | | | | | 2 | | | 2 | | | 2 | | | | | | | | |
| | | | | | 2 | | | 2 | | | 2 | | | | | | | | |
| | | | | | 4 | | | 4 | | | 4 | | | | | | | | |
| | | | | | 2 | | | 2 | | | 2 | | | | | | | | |
| | | | | | X | | | X | | | X | | | | | | | | |
| | | | | | 2 | | | 2M | | - | 2 | | | | | | | | |

+

Catalogue : 647010
6

 KIT HYDRAULIQUE ACCESSOIRE 3ème ELEMENT (Double effet) (FEMA)
 KIT 3er ELEMENT ZUBEHOR HYDRAULIK (Doppelt wirkend) (FEMA)
 KIT HIDRAULICO ACCESORIO 3ro ELEMENTO (Doble efecto) (FEMA)
 3rd ELEMENT ATTACHMENT HYDRAULIC KIT (Double-acting) (FEMA)
 KIT IDRAULICO ACCESSORIO 3 ELEMENTO (Doppio effetto) (FEMA)

Qté-Menge-Cant-Qty-Q.ta
10 AD
37
M

 1- M 26-2 S3 E2/E3 11- MC 70 PS S3 E2/E3
 2- M 30-2 S3 E2/E3 12- M-X 30-4 S3-E3
 3- M 26-4 S3 E2/E3 13- M-X 50-4 S3-E3
 4- M 30-4 S3 E2/E3 14- M-X 70-2 S3-E3
 5- M 40-4 S3 E2/E3 15-
 6- M 50-4 S3 E2/E3 16-
 7- MC 30 S3 E2/E3 17-
 8- MC 40 PS S3 E2/E3 18-
 9- MC 50 PS S3 E2/E3 19-
 10- MC 60 PS S3 E2/E3 20-

| Rep Hinw Fig Item Rif | Numéro Teil-Nr Numero Part-Nr Part-Nr | Désignation Bezeichnung Descripcion Description Descrizione | | | | | | | | | | | | | | | | | | | | |
|-----------------------------------|---|---|---|---|---|---|---|---|---|---|---|----|----|----|----|----|----|----|----|----|----|----|
| | | | 1 | 2 | 3 | 4 | 5 | 6 | 7 | 8 | 9 | 10 | 11 | 12 | 13 | 14 | 15 | 16 | 17 | 18 | 19 | 20 |
| 41 | 167925 | Raccord Union Racor Raccordo - Verschraubung - Connection - | | | | | | 1 | | | | | 1 | | | | | 1 | | | | |
| 42 | 169373 | Joint torique Junta tórica Anello OR - "0" ring - "0" ring - | | | | | | X | | | | X | | | | | | X | | | | |
| 43 | 219713 | Flexible (Lg 2800) Flexible Flessibile - Schlauch - Hose - | | | | | | 1 | | | | 1 | | | | | | 1 | | | | |
| 44 | 189956 | Joint torique Junta tórica Anello OR - "0" ring - "0" ring - | | | | | | X | | | | X | | | | | | X | | | | |
| 45 | 174548 | Raccord Union Prolongateur Racor Raccordo - Verschraubung - Connection - | | | | | | 1 | | | | 1 | | | | | | 1 | | | | |
| 46 | 219712 | Flexible (Lg 2400) Flexible Flessibile - Schlauch - Hose - | | | | | | 1 | | | | 1 | | | | | | 1 | | | | |
| 47 | 86506 | Collier Abrazadera Fascetta - Spannschelle - Clamp - | | | | | | 1 | | | | 1 | | | | | | 1 | | | | |
| 48 | 42347 | Vis H,M 8- 20-8.8-ZN8/C Tornillo Vite - Schraube - Screw - | | | | | | 1 | | | | 1 | | | | | | 1 | | | | |
| 49 | 217218 | Entretoise Separador Distanziale - Querstrebe - Spacer - | | | | | | 2 | | | | 2 | | | | | | 2 | | | | |
| 50 | 170387 | Demi-collier Media abrazadera Fascetta - Halb-klemme - Half-clamp - | | | | | | 4 | | | | 4 | | | | | | 4 | | | | |
| 51 | 170387 | Demi-collier Media abrazadera Fascetta - Halb-klemme - Half-clamp - | | | | | | 4 | | | | 4 | | | | | | 4 | | | | |

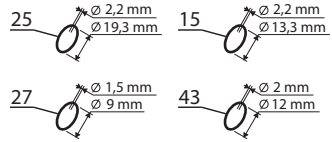
+

10 AD 39

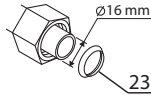
KIT HYDRAULIQUE ACCESSOIRE 4ème ELEMENT (Double effet)(FEM A)
 KIT 4er ELEMENT ZUBEHOR HYDRAULIK (Doppeltwirkend)(FEM A)
 KIT HIDRAULICO ACCESSORIO 4ro ELEMENTO (Doble efecto)(FEM A)
 4rd ELEMENT ATTACHMENT HYDRAULIC KIT (Double-acting)(FEM A)
 KIT IDRAULICO ACCESSORIO 4 ELEMENTO (Duplex effetto)(FEM A)

MC 50-4 S.3 / MC 50 PS S.3
 M-X 50-4 S3

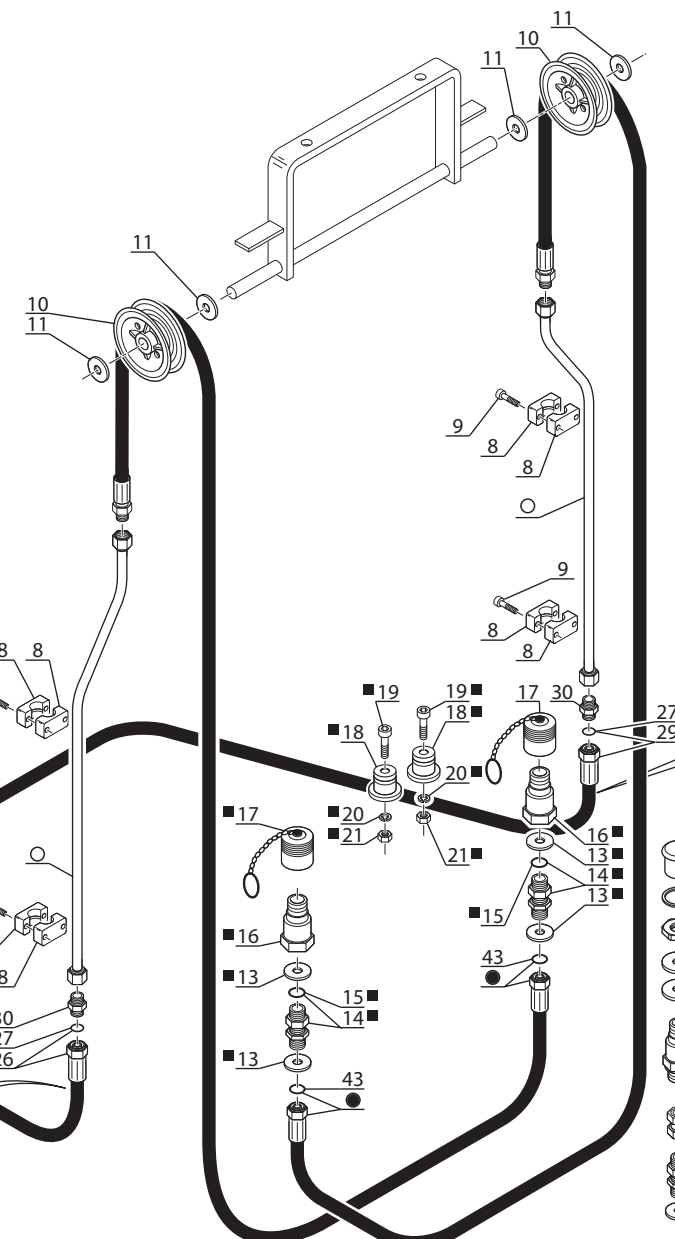
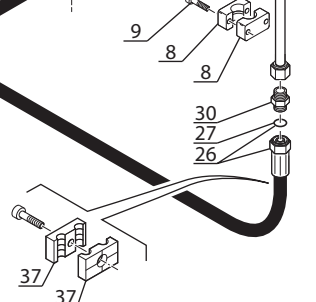
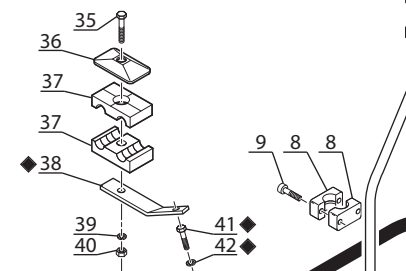
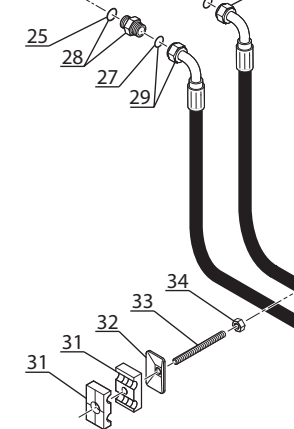
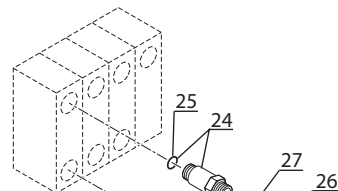
POUR FLEXIBLE ET RACCORD
 FÜR SCHLAUCH UND VERSCHRAUBUNG
 PARA FLEXIBLE Y RACOR
 FOR HOSE AND CONNECTION
 PER FLESSIBILE E RACCORDO



POUR TUBE
 FÜR ROHR - PARA TUBO FOR
 TUBE - PER TUBO



◆ SUIVANT MONTAGE
 NACH MONTAGE
 SEGUN MONTAJE
 AS MOUNTING
 SECONDO MONTAGGIO



| M,t Hubmast m-stil Mast Rampa | ● Rep Hinw Fig Item Sequenza | ○ Rep Hinw Fig Item Sequenza |
|---|---|---|
| 3,00 m | 44 | 51 |
| 3,30 m | 45 | 52 |
| 3,50 m | 46 | 53 |
| 3,70 m | 47 | 54 |
| 4,00 m | 48 | 55 |
| 4,50 m | 49 | 56 |
| 5,00 m | 50 | 57 |

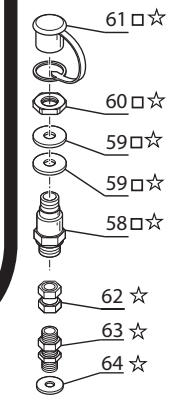
☆ 3ème MONTAGE
 3er MONTAGE
 3ro MONTAJE
 3rd MOUNTING
 3ro MONTAGGIO

■ 1er MONTAGE
 1ste MONTAGE
 1ro MONTAJE
 1st MOUNTING
 1mo MONTAGGIO

□ 2ème MONTAGE
 2te MONTAGE
 2do MONTAJE
 2nd MOUNTING
 2do MONTAGGIO

KIT COMPLET,VOIR NOMEMCLATURE
 KOMPLETTER KIT,SIEHE STÜCKLISTE
 JUEGO COMPLETO,VER NOMEMCLATURA
 COMPLETE KIT,SEE NOMEMCLATURE
 KIT COMPLETO,VEDERE NOMEMCLATURA

Rep - Hinw - Fig - Item - Sequenza
1-2-3-4-5-6-7



Catalogue : 647010

1

KIT HYDRAULIQUE ACCESSOIRE 4ème ELEMENT (Double effet) (FEMA)
 KIT 4tr ELEMENT ZUBEHOR HYDRAULIK (Doppeltwirkend) (FEMA)
 KIT HIDRAULICO ACCESORIO 4to ELEMENTO (Doble efecto) (FEMA)
 4th ELEMENT ATTACHMENT HYDRAULIC KIT (Double-acting) (FEMA)
 KIT IDRAULICO ACCESSORIO 4 ELEMENTO (Doppio effetto) (FEMA)

Qté-Menge-Cant-Qty-Q.ta

10 AD

39

M

| | |
|-----------------------|-----------------------|
| 1- M 26-2 S3 E2/E3 | 11- MC 70 PS S3 E2/E3 |
| 2- M 30-2 S3 E2/E3 | 12- M-X 30-4 S3-E3 |
| 3- M 26-4 S3 E2/E3 | 13- M-X 50-4 S3-E3 |
| 4- M 30-4 S3 E2/E3 | 14- M-X 70-2 S3-E3 |
| 5- M 40-4 S3 E2/E3 | 15- |
| 6- M 50-4 S3 E2/E3 | 16- |
| 7- MC 30 S3 E2/E3 | 17- |
| 8- MC 40 PS S3 E2/E3 | 18- |
| 9- MC 50 PS S3 E2/E3 | 19- |
| 10- MC 60 PS S3 E2/E3 | 20- |

| Rep Hinw Fig Item Rif | Numéro Teil-Nr Numero Part-Nr Part-Nr | Désignation Bezeichnung Descripcion Description Descrizione |
|-----------------------------------|---|---|
| 1 | 560655 | Kit hydraulique accessoire complet (mât 3,00 m) Kompletter kit zübehör hydraulik (hubmast 3,00 m) Kit hidraulico accesorio completo (mástil 3,00 m) Complete attachment hydraulic kit (mast 3,00 m) Kit idraulico accesorio completo (rampa 3,00 m) |
| 2 | 560656 | Kit hydraulique accessoire complet (mât 3,30 m) Kompletter kit zübehör hydraulik (hubmast 3,30 m) Kit hidraulico accesorio completo (mástil 3,30 m) Complete attachment hydraulic kit (mast 3,30 m) Kit idraulico accesorio completo (rampa 3,30 m) |
| 3 | 560657 | Kit hydraulique accessoire complet (mât 3,50 m) Kompletter kit zübehör hydraulik (hubmast 3,50 m) Kit hidraulico accesorio completo (mástil 3,50 m) Complete attachment hydraulic kit (mast 3,50 m) Kit idraulico accesorio completo (rampa 3,50 m) |
| 4 | 560658 | Kit hydraulique accessoire complet (mât 3,70 m) Kompletter kit zübehör hydraulik (hubmast 3,70 m) Kit hidraulico accesorio completo (mástil 3,70 m) Complete attachment hydraulic kit (mast 3,70 m) Kit idraulico accesorio completo (rampa 3,70 m) |
| 5 | 560659 | Kit hydraulique accessoire complet (mât 4,00 m) Komplettes Kit Zubehör Hydraulik (Hubmast 4,00 m) Kit hidraulico accesorio completo (mástil 4,00 m) Complete attachment hydraulic kit (mast 4,00 m) Kit idraulico accesorio completo (rampa 4,00 m) |
| 6 | 560660 | Kit hydraulique accessoire complet (mât 4,50 m) Kompletter kit zübehör hydraulik (hubmast 4,50 m) Kit hidraulico accesorio completo (mástil 4,50 m) Complete attachment hydraulic kit (mast 4,50 m) Kit idraulico accesorio completo (rampa 4,50 m) |
| 7 | 560661 | Kit hydraulique accessoire complet (mât 5,00 m) Kompletter kit zübehör hydraulik (hubmast 5,00 m) Kit hidraulico accesorio completo (mástil 5,00 m) Complete attachment hydraulic kit (mast 5,00 m) Kit idraulico accesorio completo (rampa 5,00 m) |
| 8 | 168850 | Demi-collier - Halb-klemme Media abrazadera - Half-clamp Fascetta - |

| 1 | 2 | 3 | 4 | 5 | 6 | 7 | 8 | 9 | 10 | 11 | 12 | 13 | 14 | 15 | 16 | 17 | 18 | 19 | 20 |
|---|---|---|---|---|---|---|---|---|----|----|----|----|----|----|----|----|----|----|----|
| | | | | | 1 | | | 1 | | | 1 | | | | | | | | |
| | | | | | 1 | | | 1 | | | 1 | | | | | | | | |
| | | | | | 1 | | | 1 | | | 1 | | | | | | | | |
| | | | | | 1 | | | 1 | | | 1 | | | | | | | | |
| | | | | | 1 | | | 1 | | | 1 | | | | | | | | |
| | | | | | 1 | | | 1 | | | 1 | | | | | | | | |
| | | | | | 8 | | | 8 | | | 8 | | | | | | | | |



Catalogue : 647010

3

KIT HYDRAULIQUE ACCESSOIRE 4ème ELEMENT (Double effet) (FEMA)
 KIT 4tr ELEMENT ZUBEHOR HYDRAULIK (Doppeltwirkend) (FEMA)
 KIT HIDRAULICO ACCESORIO 4to ELEMENTO (Doble efecto) (FEMA)
 4th ELEMENT ATTACHMENT HYDRAULIC KIT (Double-acting) (FEMA)
 KIT IDRAULICO ACCESSORIO 4 ELEMENTO (Doppio effetto) (FEMA)

Qté-Menge-Cant-Qty-Q.ta | 10 AD 39 | M

| | | | | | | | | | | |
|-----|----|------|----|-------|-------|-----|------|-------|----|-------|
| 1- | M | 26-2 | S3 | E2/E3 | 11- | MC | 70 | PS | S3 | E2/E3 |
| 2- | M | 30-2 | S3 | E2/E3 | 12- | M-X | 30-4 | S3-E3 | | |
| 3- | M | 26-4 | S3 | E2/E3 | 13- | M-X | 50-4 | S3-E3 | | |
| 4- | M | 30-4 | S3 | E2/E3 | 14- | M-X | 70-2 | S3-E3 | | |
| 5- | M | 40-4 | S3 | E2/E3 | 15- | | | | | |
| 6- | M | 50-4 | S3 | E2/E3 | 16- | | | | | |
| 7- | MC | 30 | S3 | E2/E3 | 17- | | | | | |
| 8- | MC | 40 | PS | S3 | E2/E3 | 18- | | | | |
| 9- | MC | 50 | PS | S3 | E2/E3 | 19- | | | | |
| 10- | MC | 60 | PS | S3 | E2/E3 | 20- | | | | |

| Rep Hinw Fig Item Rif | Número Teil-Nr Numero Part-Nr Part-Nr | Désignation Bezeichnung Descripcion Description Descrizione |
|-----------------------------------|---|---|
| 21 | 58528 | Ecrou H ,M 8 ZN Tuerca Dado - Mutter - Nut - |
| 23 | 169438 | Joint d'étanchéité Junta de estanqueidad Guarnizióne - Dichtungsring - Seal - |
| 24 | 168906 | Raccord Union Prolongateur Racor Raccordo - Verschraubung - Connection - |
| 25 | 169373 | Joint torique Junta tórica Anello OR - "0" ring - "0" ring - |
| 26 | 219763 | Flexible (Lg 2400) Flexible Flessibile - Schlauch - Hose - |
| 27 | 190874 | Joint torique Junta tórica Anello OR - "0" ring - "0" ring - |
| 28 | 173038 | Raccord Union Racor Raccordo - Verschraubung - Connection - |
| 29 | 219764 | Flexible (Lg 2800) Flexible Flessibile - Schlauch - Hose - |
| 30 | 170608 | Raccord Union Réducteur Racor Raccordo - Verschraubung - Connection - |
| 31 | 168758 | Demi-collier Media abrazadera Fascetta - Halb-klemme - Half-clamp - |
| 32 | 168494 | Plaque de protection Placa de protección Piastra di protezione - Schutzplatte - Protection plate - |

| 1 | 2 | 3 | 4 | 5 | 6 | 7 | 8 | 9 | 10 | 11 | 12 | 13 | 14 | 15 | 16 | 17 | 18 | 19 | 20 |
|---|---|---|---|---|---|---|---|---|----|----|----|----|----|----|----|----|----|----|----|
| | | | | | 2 | | | 2 | | | 2 | | | | | | | | |
| | | | | | X | | | X | | | X | | | | | | | | |
| | | | | | 1 | | | 1 | | | 1 | | | | | | | | |
| | | | | | X | | | X | | | X | | | | | | | | |
| | | | | | 1 | | | 1 | | | 1 | | | | | | | | |
| | | | | | X | | | X | | | X | | | | | | | | |
| | | | | | 1 | | | 1 | | | 1 | | | | | | | | |
| | | | | | 1 | | | 1 | | | 1 | | | | | | | | |
| | | | | | 2 | | | 2 | | | 2 | | | | | | | | |
| | | | | | 2 | | | 2 | | | 2 | | | | | | | | |
| | | | | | 1 | | | 1 | | | 1 | | | | | | | | |



Catalogue : 647010

4

KIT HYDRAULIQUE ACCESSOIRE 4ème ELEMENT (Double effet) (FEMA)
 KIT 4tr ELEMENT ZUBEHOR HYDRAULIK (Doppeltwirkend) (FEMA)
 KIT HIDRAULICO ACCESORIO 4to ELEMENTO (Doble efecto) (FEMA)
 4th ELEMENT ATTACHMENT HYDRAULIC KIT (Double-acting) (FEMA)
 KIT IDRAULICO ACCESSORIO 4 ELEMENTO (Doppio effetto) (FEMA)

Qté-Menge-Cant-Qty-Q.ta

10 AD

39

M

1- M 26-2 S3 E2/E3 11- MC 70 PS S3 E2/E3
 2- M 30-2 S3 E2/E3 12- M-X 30-4 S3-E3
 3- M 26-4 S3 E2/E3 13- M-X 50-4 S3-E3
 4- M 30-4 S3 E2/E3 14- M-X 70-2 S3-E3
 5- M 40-4 S3 E2/E3 15-
 6- M 50-4 S3 E2/E3 16-
 7- MC 30 S3 E2/E3 17-
 8- MC 40 PS S3 E2/E3 18-
 9- MC 50 PS S3 E2/E3 19-
 10- MC 60 PS S3 E2/E3 20-

| Rep Hinw Fig Item Rif | Numéro Teil-Nr Numero Part-Nr Part-Nr | Désignation Bezeichnung Description Description | 1 | 2 | 3 | 4 | 5 | 6 | 7 | 8 | 9 | 10 | 11 | 12 | 13 | 14 | 15 | 16 | 17 | 18 | 19 | 20 | |
|-----------------------|---------------------------------------|--|--|---|---|---|---|---|---|---|---|----|----|----|----|----|----|----|----|----|----|----|--|
| 33 | 55475 | Tige filetée M8 (Lg 90) Varilla fileteada Stelo filettato | - Schraubenspindel - Screwed spindle - | | | | | 1 | | | 1 | | | | 1 | | | | | | | | |
| 34 | 58528 | Ecrou H ,M 8 ZN Tuerca Dado | - Mutter - Nut - | | | | | 1 | | | 1 | | | | 1 | | | | | | | | |
| 35 | 61545 | Vis H,M 8- 55 zinguée Tornillo Vite | - Schraube - Screw - | | | | | 2 | | | 2 | | | | 2 | | | | | | | | |
| 36 | 168854 | Plaque de protection Placa de protección Piastra di protezione | - Schutzplatte - Protection plate - | | | | | 2 | | | 2 | | | | 2 | | | | | | | | |
| 37 | 174204 | Demi-collier Media abrazadera Fascetta | - Halb-klemme - Half-clamp - | | | | | 6 | | | 6 | | | | 6 | | | | | | | | |
| 38 | 219813 | Support Soporte Supporto | - Träger - Bracket - | | | | | 1 | | | 1 | | | | 1 | | | | | | | | |
| 39 | 42325 | Rondelle W 8 ZN Arandela Rondella | - Unterlegscheibe - Washer - | | | | | 1 | | | 1 | | | | 1 | | | | | | | | |
| 40 | 58528 | Ecrou H ,M 8 ZN Tuerca Dado | - Mutter - Nut - | | | | | 1 | | | 1 | | | | 1 | | | | | | | | |
| 41 | 60482 | Vis H,M16- 30-8.8-ZN8/C Tornillo Vite | - Schraube - Screw - | | | | | 1 | | | 1 | | | | 1 | | | | | | | | |
| 42 | 42322 | Rondelle W16 ZN Arandela Rondella | - Unterlegscheibe - Washer - | | | | | 1 | | | 1 | | | | 1 | | | | | | | | |
| 43 | 189956 | Joint torique Junta tórica Anello OR | - "O" ring - "O" ring - | | | | | X | | | X | | | | X | | | | | | | | |

+

Catalogue : 647010

5

KIT HYDRAULIQUE ACCESSOIRE 4ème ELEMENT (Double effet) (FEMA)
 KIT 4tr ELEMENT ZUBEHOR HYDRAULIK (Doppeltwirkend) (FEMA)
 KIT HIDRAULICO ACCESORIO 4to ELEMENTO (Doble efecto) (FEMA)
 4th ELEMENT ATTACHMENT HYDRAULIC KIT (Double-acting) (FEMA)
 KIT IDRAULICO ACCESSORIO 4 ELEMENTO (Doppio effetto) (FEMA)

Qté-Menge-Cant-Qty-Q.ta

10 AD

39

M

| | |
|-----------------------|-----------------------|
| 1- M 26-2 S3 E2/E3 | 11- MC 70 PS S3 E2/E3 |
| 2- M 30-2 S3 E2/E3 | 12- M-X 30-4 S3-E3 |
| 3- M 26-4 S3 E2/E3 | 13- M-X 50-4 S3-E3 |
| 4- M 30-4 S3 E2/E3 | 14- M-X 70-2 S3-E3 |
| 5- M 40-4 S3 E2/E3 | 15- |
| 6- M 50-4 S3 E2/E3 | 16- |
| 7- MC 30 S3 E2/E3 | 17- |
| 8- MC 40 PS S3 E2/E3 | 18- |
| 9- MC 50 PS S3 E2/E3 | 19- |
| 10- MC 60 PS S3 E2/E3 | 20- |

| Rep Hinw Fig Item Rif | Número Teil-Nr Numero Part-Nr Part-Nr | Désignation Bezeichnung Descripcion Description Descrizione |
|-----------------------------------|---|--|
| 44 | 196860 | Flexible (Lg 2800) Flexible Flessibile - Schlauch - Hose - |
| 45 | 194819 | Flexible (Lg 2900) Flexible Flessibile - Schlauch - Hose - |
| 46 | 194820 | Flexible (Lg 3000) Flexible Flessibile - Schlauch - Hose - |
| 47 | 194822 | Flexible (Lg 3150) Flexible Flessibile - Schlauch - Hose - |
| 48 | 197013 | Flexible (Lg 3250) Flexible Flessibile - Schlauch - Hose - |
| 49 | 194491 | Flexible (Lg 3500) Flexible Flessibile - Schlauch - Hose - |
| 50 | 198620 | Flexible (Lg 3750) Flexible Flessibile - Schlauch - Hose - |
| 51 | 194803 | Tube (mât 3,00 m) Tubo (mástil 3,00 m) Tubo (rampa 3,00 m) - Rohr (hubmast 3,00 m) - Tube (mast 3,00 m) - |
| 52 | 194804 | Tube (mât 3,30 m) Tubo (mástil 3,30 m) Tubo (rampa 3,30 m) - Rohr (hubmast 3,30 m) - Tube (mast 3,30 m) - |
| 53 | 194805 | Tube (mât 3,50 m) Tubo (mástil 3,50 m) Tubo (rampa 3,50 m) - Rohr (hubmast 3,50 m) - Tube (mast 3,50 m) - |
| 54 | 194806 | Tube (mât 3,70 m) Tubo (mástil 3,70 m) Tubo (rampa 3,70 m) - Rohr (hubmast 3,70 m) - Tube (mast 3,70 m) - |

| 1 | 2 | 3 | 4 | 5 | 6 | 7 | 8 | 9 | 10 | 11 | 12 | 13 | 14 | 15 | 16 | 17 | 18 | 19 | 20 |
|---|---|---|---|---|---|---|---|---|----|----|----|----|----|----|----|----|----|----|----|
| | | | | | 2 | | | 2 | | | 2 | | | | | | | | |
| | | | | | 2 | | | 2 | | | 2 | | | | | | | | |
| | | | | | 2 | | | 2 | | | 2 | | | | | | | | |
| | | | | | 2 | | | 2 | | | 2 | | | | | | | | |
| | | | | | 2 | | | 2 | | | 2 | | | | | | | | |
| | | | | | 2 | | | 2 | | | 2 | | | | | | | | |
| | | | | | 2 | | | 2 | | | 2 | | | | | | | | |
| | | | | | 2 | | | 2 | | | 2 | | | | | | | | |
| | | | | | 2 | | | 2 | | | 2 | | | | | | | | |

+

Catalogue : 647010

6

KIT HYDRAULIQUE ACCESSOIRE 4ème ELEMENT (Double effet) (FEMA)
 KIT 4tr ELEMENT ZUBEHOR HYDRAULIK (Doppeltwirkend) (FEMA)
 KIT HIDRAULICO ACCESORIO 4to ELEMENTO (Doble efecto) (FEMA)
 4th ELEMENT ATTACHMENT HYDRAULIC KIT (Double-acting) (FEMA)
 KIT IDRAULICO ACCESSORIO 4 ELEMENTO (Doppio effetto) (FEMA)

Qté-Menge-Cant-Qty-Q.ta

10 AD

39

M

1- M 26-2 S3 E2/E3 11- MC 70 PS S3 E2/E3
 2- M 30-2 S3 E2/E3 12- M-X 30-4 S3-E3
 3- M 26-4 S3 E2/E3 13- M-X 50-4 S3-E3
 4- M 30-4 S3 E2/E3 14- M-X 70-2 S3-E3
 5- M 40-4 S3 E2/E3 15-
 6- M 50-4 S3 E2/E3 16-
 7- MC 30 S3 E2/E3 17-
 8- MC 40 PS S3 E2/E3 18-
 9- MC 50 PS S3 E2/E3 19-
 10- MC 60 PS S3 E2/E3 20-

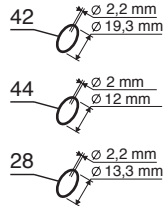
| Rep Hinw Fig Item Rif | Numéro Teil-Nr Numero Part-Nr Part-Nr | Désignation Bezeichnung Descripcion Description Descrizione | | | | | | | | | | | | | | | | | | | | |
|-----------------------------------|---|---|---|---|---|---|---|---|---|---|---|----|----|----|----|----|----|----|----|----|----|----|
| | | | 1 | 2 | 3 | 4 | 5 | 6 | 7 | 8 | 9 | 10 | 11 | 12 | 13 | 14 | 15 | 16 | 17 | 18 | 19 | 20 |
| 55 | 194807 | Tube (mât 4,00 m) - Rohr (hubmast 4,00 m) Tubo (mástil 4,00 m) - Tube (mast 4,00 m) Tubo (rampa 4,00 m) - | | | | | | 2 | | | 2 | | | | | | | 2 | | | | |
| 56 | 194808 | Tube (mât 4,50 m) - Rohr (hubmast 4,50 m) Tubo (mástil 4,50 m) - Tube (mast 4,50 m) Tubo (rampa 4,50 m) - | | | | | | 2 | | | 2 | | | | | | | 2 | | | | |
| 57 | 194809 | Tube (mât 5,00 m) - Rohr (hubmast 5,00 m) Tubo (mástil 5,00 m) - Tube (mast 5,00 m) Tubo (rampa 5,00 m) - | | | | | | 2 | | | 2 | | | | | | | 2 | | | | |
| 58 | 261397 | Raccord Rapide Passe-cloison - Verschraubung Racor - Connection Raccordo passaparete - | | | | | | 2 | | | 2 | | | | | | | 2 | | | | |
| 59 | 227321 | Rondelle SP 25,5x 40 x 2 ZN12C Unterlegscheibe Arandela - Washer Rondella - | | | | | | 4 | | | 4 | | | | | | | 4 | | | | |
| 60 | 401668 | Ecrou H ,M24x150-ZN.C-P.CLOISON Mutter Tuerca - Nut Dado - | | | | | | 2 | | | 2 | | | | | | | 2 | | | | |
| 61 | 261398 | Bouchon - Stopfen Tapón - Plug Tappo - | | | | | | 2 | | | 2 | | | | | | | 2 | | | | |
| 62 | 74360 | Raccord Adapteur - Verschraubung Racor - Connection Raccordo - | | | | | | 2 | | | 2 | | | | | | | 2 | | | | |
| 63 | 238284 | Raccord Union Passe-cloison - Verschraubung Racor - Connection Raccordo passaparete - | | | | | | 2 | | | 2 | | | | | | | 2 | | | | |
| 64 | 58341 | Rondelle W24 ZN Arandela - Washer Rondella - | | | | | | 2 | | | 2 | | | | | | | 2 | | | | |

10 AD 85

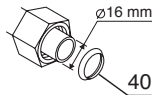
KIT HYDRAULIQUE ACCESSOIRE 3ème ELEMENT (Double effet)(FEM B)
 KIT 3er ELEMENT ZUBEHOR HYDRAULIK (Doppeltwirkend)(FEM B)
 KIT HIDRAULICO ACCESSORIO 3ro ELEMENTO (Doble efecto)(FEM B)
 3rd ELEMENT ATTACHMENT HYDRAULIC KIT (Double-acting)(FEM B)
 KIT IDRAULICO ACCESSORIO 3 ELEMENTO (Duplex effetto)(FEM B)

MC 40-4 S.3 / MC 40 PS S.3

POUR FLEXIBLE ET RACCORD
 FÜR SCHLAUCH UND VERSCHRAUBUNG
 PARA FLEXIBLE Y RACOR
 FOR HOSE AND CONNECTION
 PER FLESSIBILE E RACCORDO



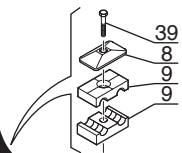
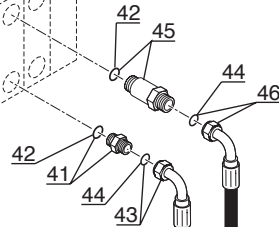
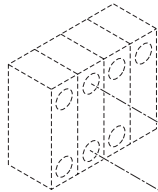
POUR TUBE
 FÜR ROHR - PARA TUBO
 FOR TUBE - PER TUBO



| M,t Hubmast Mast Rampa | ● | ○ |
|---------------------------------|--|--|
| | Rep Hinw Fig Item Sequenza | Rep Hinw Fig Item Sequenza |
| 3,00 m | 53 | 60 |
| 3,30 m | 54 | 61 |
| 3,50 m | 55 | 62 |
| 3,70 m | 56 | 63 |
| 4,00 m | 57 | 64 |
| 4,50 m | 58 | 65 |
| 5,00 m | 59 | 66 |

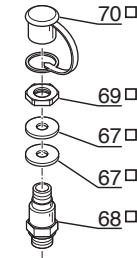
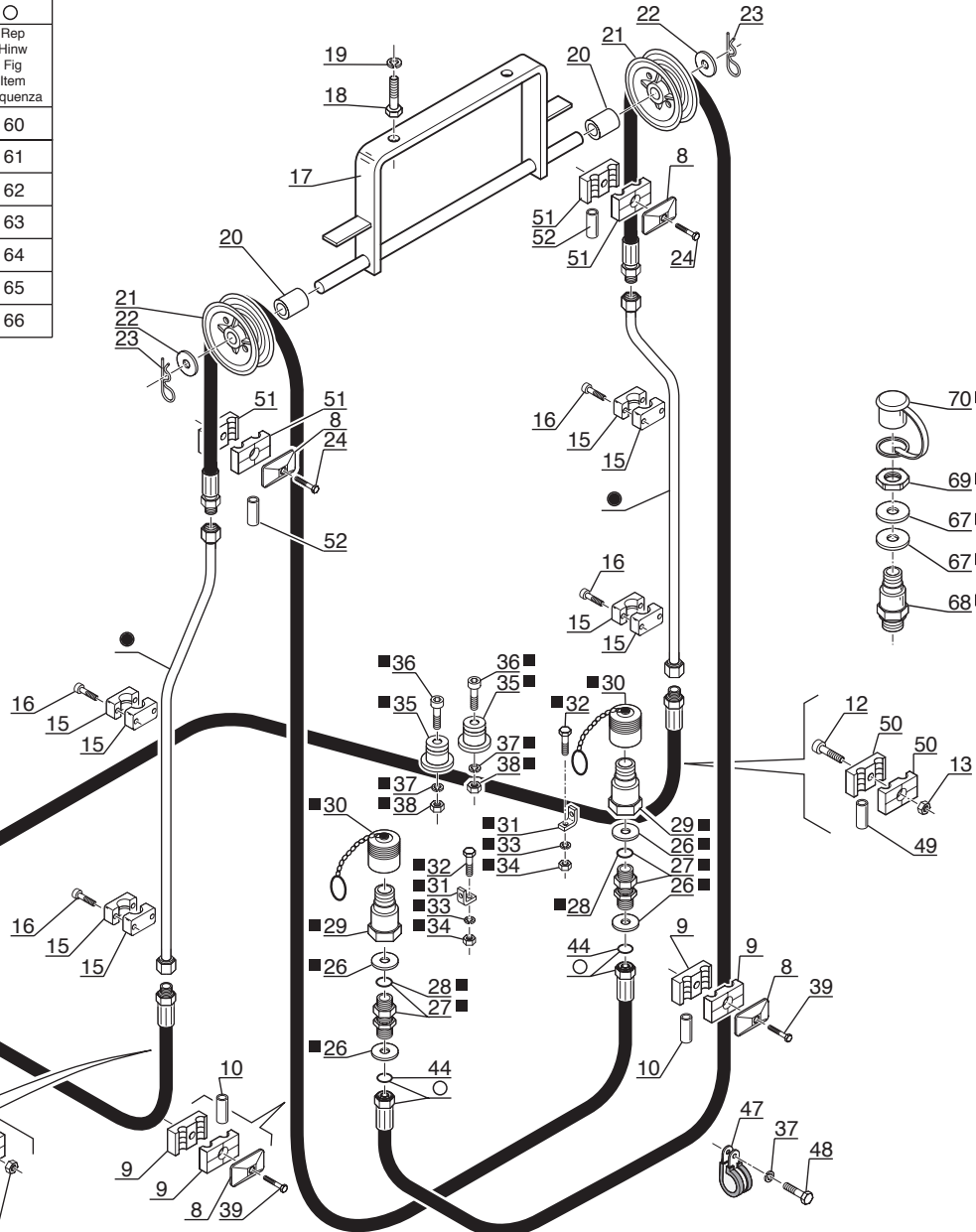
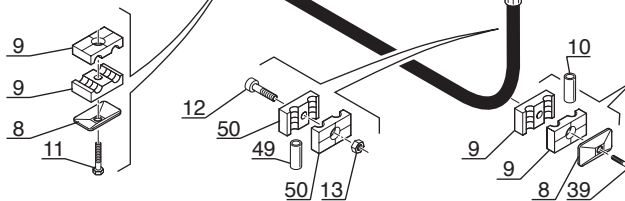
■ 1er MONTAGE
 1ste MONTAGE
 1ro MONTAJE
 1st MOUNTING
 1mo MONTAGGIO

□ 2ème MONTAGE
 2te MONTAGE
 2do MONTAJE
 2nd MOUNTING
 2do MONTAGGIO



KIT COMPLET, VOIR NOMEMCLATURE
 KOMPLETTER KIT, SIEHE STÜCKLISTE
 JUEGO COMPLETO, VER NOMEMCLATURA
 COMPLETE KIT, SEE NOMEMCLATURE
 KIT COMPLETO, VEDERE NOMEMCLATURA

Rep - Hinw - Fig - Item - Sequenza
1-2-3-4-5-6-7



Catalogue : 647010

1

KIT HYDRAULIQUE ACCESSOIRE 3ème ELEMENT (Double effet) (FEMB)
 KIT 3er ELEMENT ZUBEHOR HYDRAULIK (Doppelt wirkend) (FEMB)
 KIT HIDRAULICO ACCESORIO 3ro ELEMENTO (Doble efecto) (FEMB)
 3rd ELEMENT ATTACHMENT HYDRAULIC KIT (Double-acting) (FEMB)
 KIT IDRAULICO ACCESSORIO 3 ELEMENTO (Doppio effetto) (FEMB)

Qté-Menge-Cant-Qty-Q.ta

10 AD

85

M

| | |
|-----------------------|-----------------------|
| 1- M 26-2 S3 E2/E3 | 11- MC 70 PS S3 E2/E3 |
| 2- M 30-2 S3 E2/E3 | 12- M-X 30-4 S3-E3 |
| 3- M 26-4 S3 E2/E3 | 13- M-X 50-4 S3-E3 |
| 4- M 30-4 S3 E2/E3 | 14- M-X 70-2 S3-E3 |
| 5- M 40-4 S3 E2/E3 | 15- |
| 6- M 50-4 S3 E2/E3 | 16- |
| 7- MC 30 S3 E2/E3 | 17- |
| 8- MC 40 PS S3 E2/E3 | 18- |
| 9- MC 50 PS S3 E2/E3 | 19- |
| 10- MC 60 PS S3 E2/E3 | 20- |

| Rep Hinw Fig Item Rif | Numéro Teil-Nr Numero Part-Nr Part-Nr | Désignation Bezeichnung Descripcion Description Descrizione |
|-----------------------------------|---|---|
| 1 | 560799 | Kit hydraulique accessoire complet (mât 3,00 m) Kompletter kit zübehor hydraulik (hubmast 3,00 m) Kit hidraulico accesorio completo (mástil 3,00 m) Complete attachment hydraulic kit (mast 3,00 m) Kit idraulico accesorio completo (rampa 3,00 m) |
| 2 | 560800 | Kit hydraulique accessoire complet (mât 3,30 m) Kompletter kit zübehor hydraulik (hubmast 3,30 m) Kit hidraulico accesorio completo (mástil 3,30 m) Complete attachment hydraulic kit (mast 3,30 m) Kit idraulico accesorio completo (rampa 3,30 m) |
| 3 | 560801 | Kit hydraulique accessoire complet (mât 3,50 m) Kompletter kit zübehor hydraulik (hubmast 3,50 m) Kit hidraulico accesorio completo (mástil 3,50 m) Complete attachment hydraulic kit (mast 3,50 m) Kit idraulico accesorio completo (rampa 3,50 m) |
| 4 | 560802 | Kit hydraulique accessoire complet (mât 3,70 m) Kompletter kit zübehor hydraulik (hubmast 3,70 m) Kit hidraulico accesorio completo (mástil 3,70 m) Complete attachment hydraulic kit (mast 3,70 m) Kit idraulico accesorio completo (rampa 3,70 m) |
| 5 | 560803 | Kit hydraulique accessoire complet (mât 4,00 m) Kompletter kit zübehor hydraulik (hubmast 4,00 m) Kit hidraulico accesorio completo (mástil 4,00 m) Complete attachment hydraulic kit (mast 4,00 m) Kit idraulico accesorio completo (rampa 4,00 m) |
| 6 | 560804 | Kit hydraulique accessoire complet (mât 4,50 m) Kompletter kit zübehor hydraulik (hubmast 4,50 m) Kit hidraulico accesorio completo (mástil 4,50 m) Complete attachment hydraulic kit (mast 4,50 m) Kit idraulico accesorio completo (rampa 4,50 m) |
| 7 | 560805 | Kit hydraulique accessoire complet (mât 5,00 m) Kompletter kit zübehor hydraulik (hubmast 5,00 m) Kit hidraulico accesorio completo (mástil 5,00 m) Complete attachment hydraulic kit (mast 5,00 m) Kit idraulico accesorio completo (rampa 5,00 m) |
| 8 | 168854 | Plaque de protection - Schützplatte Placa de protección - Protection plate Piastra di protezione - |

| 1 | 2 | 3 | 4 | 5 | 6 | 7 | 8 | 9 | 10 | 11 | 12 | 13 | 14 | 15 | 16 | 17 | 18 | 19 | 20 |
|---|---|---|---|---|---|---|---|---|----|----|----|----|----|----|----|----|----|----|----|
| | | | | 1 | | | 1 | | | | | | | | | | | | |
| | | | | 1 | | | 1 | | | | | | | | | | | | |
| | | | | 1 | | | 1 | | | | | | | | | | | | |
| | | | | 1 | | | 1 | | | | | | | | | | | | |
| | | | | 1 | | | 1 | | | | | | | | | | | | |
| | | | | 1 | | | 1 | | | | | | | | | | | | |
| | | | | 1 | | | 1 | | | | | | | | | | | | |
| | | | | 6 | | | 6 | | | | | | | | | | | | |



Catalogue : 647010

2

KIT HYDRAULIQUE ACCESSOIRE 3ème ELEMENT (Double effet) (FEMB)
 KIT 3er ELEMENT ZUBEHOR HYDRAULIK (Doppelt wirkend) (FEMB)
 KIT HIDRAULICO ACCESORIO 3ro ELEMENTO (Doble efecto) (FEMB)
 3rd ELEMENT ATTACHMENT HYDRAULIC KIT (Double-acting) (FEMB)
 KIT IDRAULICO ACCESSORIO 3 ELEMENTO (Doppio effetto) (FEMB)

Qté-Menge-Cant-Qty-Q.ta

10 AD

85

M

| | | | | | | | | | | | |
|-----|----|------|----|-------|-------|-----|------|----|----|-------|--|
| 1- | M | 26-2 | S3 | E2/E3 | 11- | MC | 70 | PS | S3 | E2/E3 | |
| 2- | M | 30-2 | S3 | E2/E3 | 12- | M-X | 30-4 | S3 | E3 | | |
| 3- | M | 26-4 | S3 | E2/E3 | 13- | M-X | 50-4 | S3 | E3 | | |
| 4- | M | 30-4 | S3 | E2/E3 | 14- | M-X | 70-2 | S3 | E3 | | |
| 5- | M | 40-4 | S3 | E2/E3 | 15- | | | | | | |
| 6- | M | 50-4 | S3 | E2/E3 | 16- | | | | | | |
| 7- | MC | 30 | S3 | E2/E3 | 17- | | | | | | |
| 8- | MC | 40 | PS | S3 | E2/E3 | 18- | | | | | |
| 9- | MC | 50 | PS | S3 | E2/E3 | 19- | | | | | |
| 10- | MC | 60 | PS | S3 | E2/E3 | 20- | | | | | |

| Rep Hinw Fig Item Rif | Número Teil-Nr Numero Part-Nr Part-Nr | Désignation Bezeichnung Descripcion Description Descrizione |
|-----------------------------------|---|---|
| 9 | 170387 | Demi-collier - Halb-klemme Media abrazadera - Half-clamp Fascetta - |
| 10 | 217218 | Entretoise - Querstrebe Separador - Spacer Distanziale - |
| 11 | 61545 | Vis H,M 8- 55 zinguée - Schraube Tornillo - Screw Vite - |
| 12 | 60845 | Vis CHc,M 8- 30-8.8-ZN8/C - Schraube Tornillo - Screw Vite - |
| 13 | 58528 | Ecrou H ,M 8 ZN - Mutter Tuerca - Nut Dado - |
| 15 | 168850 | Demi-collier - Halb-klemme Media abrazadera - Half-clamp Fascetta - |
| 16 | 9142 | Vis CHc,M 6- 35 zinguée - Schraube Tornillo - Screw Vite - |
| 17 | 193898 | Support poulie - Riemen träger Soporte polea - Bracket pulley Supporto puleggia - |
| 18 | 63548 | Vis H,M14- 30-8.8-ZN8/C - Schraube Tornillo - Screw Vite - |
| 19 | 42256 | Rondelle W14 ZN - Unterlegscheibe Arandela - Washer Rondella - |
| 20 | 73048 | Entretoise - Querstrebe Separador - Spacer Distanziale - |

| 1 | 2 | 3 | 4 | 5 | 6 | 7 | 8 | 9 | 10 | 11 | 12 | 13 | 14 | 15 | 16 | 17 | 18 | 19 | 20 |
|---|---|---|---|---|---|---|---|---|----|----|----|----|----|----|----|----|----|----|----|
| | | | | 6 | | | 6 | | | | | | | | | | | | |
| | | | | 2 | | | 2 | | | | | | | | | | | | |
| | | | | 1 | | | 1 | | | | | | | | | | | | |
| | | | | 2 | | | 2 | | | | | | | | | | | | |
| | | | | 2 | | | 2 | | | | | | | | | | | | |
| | | | | 8 | | | 8 | | | | | | | | | | | | |
| | | | | 8 | | | 8 | | | | | | | | | | | | |
| | | | | 1 | | | 1 | | | | | | | | | | | | |
| | | | | 2 | | | 2 | | | | | | | | | | | | |
| | | | | 2 | | | 2 | | | | | | | | | | | | |
| | | | | 2 | | | 2 | | | | | | | | | | | | |

+

Catalogue : 647010

3

KIT HYDRAULIQUE ACCESSOIRE 3ème ELEMENT (Double effet) (FEMB)
 KIT 3er ELEMENT ZUBEHOR HYDRAULIK (Doppelt wirkend) (FEMB)
 KIT HIDRAULICO ACCESORIO 3ro ELEMENTO (Doble efecto) (FEMB)
 3rd ELEMENT ATTACHMENT HYDRAULIC KIT (Double-acting) (FEMB)
 KIT IDRAULICO ACCESSORIO 3 ELEMENTO (Doppio effetto) (FEMB)

Qté-Menge-Cant-Qty-Q.ta

10 AD

85

M

1- M 26-2 S3 E2/E3 11- MC 70 PS S3 E2/E3
 2- M 30-2 S3 E2/E3 12- M-X 30-4 S3-E3
 3- M 26-4 S3 E2/E3 13- M-X 50-4 S3-E3
 4- M 30-4 S3 E2/E3 14- M-X 70-2 S3-E3
 5- M 40-4 S3 E2/E3 15-
 6- M 50-4 S3 E2/E3 16-
 7- MC 30 S3 E2/E3 17-
 8- MC 40 PS S3 E2/E3 18-
 9- MC 50 PS S3 E2/E3 19-
 10- MC 60 PS S3 E2/E3 20-

| Rep Hinw Fig Item Rif | Numéro Teil-Nr Numero Part-Nr Part-Nr | Désignation Bezeichnung Descripcion Description Descrizione | | | | | | | | | | | | | | | | | | | | | | | | | | | |
|-----------------------------------|---|---|---|---|---|---|---|---|---|---|---|----|----|----|----|----|----|----|----|----|----|----|--|--|--|--|--|--|--|
| | | | 1 | 2 | 3 | 4 | 5 | 6 | 7 | 8 | 9 | 10 | 11 | 12 | 13 | 14 | 15 | 16 | 17 | 18 | 19 | 20 | | | | | | | |
| 21 | 164615 | Poulie de flexible Polea de flexible Puleggia di flessibile | - Schlauchriemen - Hose pulley - | | | | | 2 | | | | 2 | | | | | | | | | | | | | | | | | |
| 22 | 61685 | Rondelle M 24 ZN Arandela Rondella | - Unterlegscheibe - Washer - | | | | | 2 | | | | 2 | | | | | | | | | | | | | | | | | |
| 23 | 169076 | Goupille "Béta" de 5 Pasador Spina | - Stift - Pin - | | | | | 2 | | | | 2 | | | | | | | | | | | | | | | | | |
| 24 | 58533 | Vis H,M 8- 60-8.8-ZN8/C Tornillo Vite | - Schraube - Screw - | | | | | 2 | | | | 2 | | | | | | | | | | | | | | | | | |
| 26 | 61685 | Rondelle M 24 ZN Arandela Rondella | - Unterlegscheibe - Washer - | | | | | 4 | | | | 4 | | | | | | | | | | | | | | | | | |
| 27 | 175497 | Raccord Union Passe-cloison Racor Raccordo | - Verschraubung - Connection - | | | | | 2 | | | | 2 | | | | | | | | | | | | | | | | | |
| 28 | 169436 | Joint torique Junta tórica Anello OR | - "0" ring - "0" ring - | | | | | X | | | | X | | | | | | | | | | | | | | | | | |
| 29 | 192038 | Raccord rapide mâle Racor rapido macho Raccordo maschio | - Verschraubung männl. - Quick male union - | | | | | 2 | | | | 2 | | | | | | | | | | | | | | | | | |
| 30 | 192039 | Bouchon Tapón Tappo | - Stopfen - Plug - | | | | | 2 | | | | 2 | | | | | | | | | | | | | | | | | |
| 31 | 77254 | Support Soporte Supporto | - Träger - Bracket - | | | | | 2 | | | | 2 | | | | | | | | | | | | | | | | | |
| 32 | 58525 | Vis H,M 6- 25-8.8-ZN5/C Tornillo Vite | - Schraube - Screw - | | | | | 2 | | | | 2 | | | | | | | | | | | | | | | | | |

+

Catalogue : 647010

4

KIT HYDRAULIQUE ACCESSOIRE 3ème ELEMENT (Double effet) (FEMB)
 KIT 3er ELEMENT ZUBEHOR HYDRAULIK (Doppelt wirkend) (FEMB)
 KIT HIDRAULICO ACCESORIO 3ro ELEMENTO (Doble efecto) (FEMB)
 3rd ELEMENT ATTACHMENT HYDRAULIC KIT (Double-acting) (FEMB)
 KIT IDRAULICO ACCESSORIO 3 ELEMENTO (Doppio effetto) (FEMB)

Qté-Menge-Cant-Qty-Q.ta

10 AD

85

M

| | | | | | | | | | | | |
|-----|----|------|----|-------|-------|-----|------|----|----|-------|--|
| 1- | M | 26-2 | S3 | E2/E3 | 11- | MC | 70 | PS | S3 | E2/E3 | |
| 2- | M | 30-2 | S3 | E2/E3 | 12- | M-X | 30-4 | S3 | E3 | | |
| 3- | M | 26-4 | S3 | E2/E3 | 13- | M-X | 50-4 | S3 | E3 | | |
| 4- | M | 30-4 | S3 | E2/E3 | 14- | M-X | 70-2 | S3 | E3 | | |
| 5- | M | 40-4 | S3 | E2/E3 | 15- | | | | | | |
| 6- | M | 50-4 | S3 | E2/E3 | 16- | | | | | | |
| 7- | MC | 30 | S3 | E2/E3 | 17- | | | | | | |
| 8- | MC | 40 | PS | S3 | E2/E3 | 18- | | | | | |
| 9- | MC | 50 | PS | S3 | E2/E3 | 19- | | | | | |
| 10- | MC | 60 | PS | S3 | E2/E3 | 20- | | | | | |

| Rep Hinw Fig Item Rif | Numéro Teil-Nr Numero Part-Nr Part-Nr | Désignation Bezeichnung Descripcion Description Descrizione |
|-----------------------------------|---|--|
| 33 | 42316 | Rondelle W 6 ZN Arandela Rondella - Unterlegscheibe - Washer - |
| 34 | 25714 | Ecrou H ,M 6 ZN Tuerca Dado - Mutter - Nut - |
| 35 | 192040 | Embout Tapón Ghiera - Stopfen - Plug - |
| 36 | 5324 | Vis CHc,M 8- 50 zinguée Tornillo Vite - Schraube - Screw - |
| 37 | 42325 | Rondelle W 8 ZN Arandela Rondella - Unterlegscheibe - Washer - |
| 38 | 58528 | Ecrou H ,M 8 ZN Tuerca Dado - Mutter - Nut - |
| 39 | 58530 | Vis H,M 8- 45-8.8-ZN8/C Tornillo Vite - Schraube - Screw - |
| 40 | 169438 | Joint d'étanchéité Junta de estanqueidad Guarnizione - Dichtungsring - Seal - |
| 41 | 167925 | Raccord Union Racor Raccordo - Verschraubung - Connection - |
| 42 | 169373 | Joint torique Junta tórica Anello OR - "O" ring - "O" ring - |
| 43 | 219713 | Flexible (Lg 2800) Flexible Flessibile - Schlauch - Hose - |

| 1 | 2 | 3 | 4 | 5 | 6 | 7 | 8 | 9 | 10 | 11 | 12 | 13 | 14 | 15 | 16 | 17 | 18 | 19 | 20 |
|---|---|---|---|---|---|---|---|---|----|----|----|----|----|----|----|----|----|----|----|
| | | | | 2 | | | 2 | | | | | | | | | | | | |
| | | | | 2 | | | 2 | | | | | | | | | | | | |
| | | | | 2 | | | 2 | | | | | | | | | | | | |
| | | | | 2 | | | 2 | | | | | | | | | | | | |
| | | | | 3 | | | 3 | | | | | | | | | | | | |
| | | | | 2 | | | 2 | | | | | | | | | | | | |
| | | | | 3 | | | 3 | | | | | | | | | | | | |
| | | | | X | | | X | | | | | | | | | | | | |
| | | | | 1 | | | 1 | | | | | | | | | | | | |
| | | | | X | | | X | | | | | | | | | | | | |
| | | | | 1 | | | 1 | | | | | | | | | | | | |

+

Catalogue : 647010

5

KIT HYDRAULIQUE ACCESSOIRE 3ème ELEMENT (Double effet) (FEMB)
 KIT 3er ELEMENT ZUBEHOR HYDRAULIK (Doppelt wirkend) (FEMB)
 KIT HIDRAULICO ACCESORIO 3ro ELEMENTO (Doble efecto) (FEMB)
 3rd ELEMENT ATTACHMENT HYDRAULIC KIT (Double-acting) (FEMB)
 KIT IDRAULICO ACCESSORIO 3 ELEMENTO (Doppio effetto) (FEMB)

Qté-Menge-Cant-Qty-Q.ta

10 AD

85

M

| | | | | | | | | | | |
|-----|----|------|----|-------|-------|-----|------|-------|----|-------|
| 1- | M | 26-2 | S3 | E2/E3 | 11- | MC | 70 | PS | S3 | E2/E3 |
| 2- | M | 30-2 | S3 | E2/E3 | 12- | M-X | 30-4 | S3-E3 | | |
| 3- | M | 26-4 | S3 | E2/E3 | 13- | M-X | 50-4 | S3-E3 | | |
| 4- | M | 30-4 | S3 | E2/E3 | 14- | M-X | 70-2 | S3-E3 | | |
| 5- | M | 40-4 | S3 | E2/E3 | 15- | | | | | |
| 6- | M | 50-4 | S3 | E2/E3 | 16- | | | | | |
| 7- | MC | 30 | S3 | E2/E3 | 17- | | | | | |
| 8- | MC | 40 | PS | S3 | E2/E3 | 18- | | | | |
| 9- | MC | 50 | PS | S3 | E2/E3 | 19- | | | | |
| 10- | MC | 60 | PS | S3 | E2/E3 | 20- | | | | |

| Rep Hinw Fig Item Rif | Numéro Teil-Nr Numero Part-Nr Part-Nr | Désignation Bezeichnung Descripcion Description Descrizione | 1 | 2 | 3 | 4 | 5 | 6 | 7 | 8 | 9 | 10 | 11 | 12 | 13 | 14 | 15 | 16 | 17 | 18 | 19 | 20 |
|-----------------------------------|---|--|---|---|---|---|---|---|---|---|---|----|----|----|----|----|----|----|----|----|----|----|
| 44 | 189956 | Joint torique Junta tórica Anello OR - "0" ring - "0" ring - | | | | | X | | | X | | | | | | | | | | | | |
| 45 | 174548 | Raccord Union Prolongateur Racor Raccordo - | | | | | 1 | | | 1 | | | | | | | | | | | | |
| 46 | 219712 | Flexible (Lg 2400) Flexible Flessibile - | | | | | 1 | | | 1 | | | | | | | | | | | | |
| 47 | 86506 | Collier Abrazadera Fascetta - | | | | | 1 | | | 1 | | | | | | | | | | | | |
| 48 | 42347 | Vis H,M 8- 20-8.8-ZN8/C Tornillo Vite - | | | | | 1 | | | 1 | | | | | | | | | | | | |
| 49 | 217218 | Entretoise Separador Distanziale - | | | | | 2 | | | 2 | | | | | | | | | | | | |
| 50 | 170387 | Demi-collier Media abrazadera Fascetta - | | | | | 4 | | | 4 | | | | | | | | | | | | |
| 51 | 170387 | Demi-collier Media abrazadera Fascetta - | | | | | 4 | | | 4 | | | | | | | | | | | | |
| 52 | 217218 | Entretoise Separador Distanziale - | | | | | 2 | | | 2 | | | | | | | | | | | | |
| 53 | 194803 | Tube (mât 3,00 m) Tubo (mástil 3,00 m) Tubo (rampa 3,00 m) - | | | | | 2 | | | 2 | | | | | | | | | | | | |
| 54 | 194804 | Tube (mât 3,30 m) Tubo (mástil 3,30 m) Tubo (rampa 3,30 m) - | | | | | 2 | | | 2 | | | | | | | | | | | | |



Catalogue : 647010

6

KIT HYDRAULIQUE ACCESSOIRE 3ème ELEMENT (Double effet) (FEMB)
 KIT 3er ELEMENT ZUBEHOR HYDRAULIK (Doppelt wirkend) (FEMB)
 KIT HIDRAULICO ACCESORIO 3ro ELEMENTO (Doble efecto) (FEMB)
 3rd ELEMENT ATTACHMENT HYDRAULIC KIT (Double-acting) (FEMB)
 KIT IDRAULICO ACCESSORIO 3 ELEMENTO (Doppio effetto) (FEMB)

Qté-Menge-Cant-Qty-Q.ta

10 AD

85

M

- | | |
|-----------------------|-----------------------|
| 1- M 26-2 S3 E2/E3 | 11- MC 70 PS S3 E2/E3 |
| 2- M 30-2 S3 E2/E3 | 12- M-X 30-4 S3-E3 |
| 3- M 26-4 S3 E2/E3 | 13- M-X 50-4 S3-E3 |
| 4- M 30-4 S3 E2/E3 | 14- M-X 70-2 S3-E3 |
| 5- M 40-4 S3 E2/E3 | 15- |
| 6- M 50-4 S3 E2/E3 | 16- |
| 7- MC 30 S3 E2/E3 | 17- |
| 8- MC 40 PS S3 E2/E3 | 18- |
| 9- MC 50 PS S3 E2/E3 | 19- |
| 10- MC 60 PS S3 E2/E3 | 20- |

| Rep Hinw Fig Item Rif | Numéro Teil-Nr Numero Part-Nr Part-Nr | Désignation Bezeichnung Descripcion Description Descrizione | | | | | | | | | | | | | | | | | | | | |
|-----------------------------------|---|--|---|---|---|---|---|---|---|---|---|----|----|----|----|----|----|----|----|----|----|----|
| | | | 1 | 2 | 3 | 4 | 5 | 6 | 7 | 8 | 9 | 10 | 11 | 12 | 13 | 14 | 15 | 16 | 17 | 18 | 19 | 20 |
| 55 | 194805 | Tube (mât 3,50 m) Tubo (mástil 3,50 m) Tubo (rampa 3,50 m) - Rohr (hubmast 3,50 m) - Tube (mast 3,50 m) - | | | | | 2 | | | | 2 | | | | | | | | | | | |
| 56 | 194806 | Tube (mât 3,70 m) Tubo (mástil 3,70 m) Tubo (rampa 3,70 m) - Rohr (hubmast 3,70 m) - Tube (mast 3,70 m) - | | | | | 2 | | | | 2 | | | | | | | | | | | |
| 57 | 194807 | Tube (mât 4,00 m) Tubo (mástil 4,00 m) Tubo (rampa 4,00 m) - Rohr (hubmast 4,00 m) - Tube (mast 4,00 m) - | | | | | 2 | | | | 2 | | | | | | | | | | | |
| 58 | 194808 | Tube (mât 4,50 m) Tubo (mástil 4,50 m) Tubo (rampa 4,50 m) - Rohr (hubmast 4,50 m) - Tube (mast 4,50 m) - | | | | | 2 | | | | 2 | | | | | | | | | | | |
| 59 | 194809 | Tube (mât 5,00 m) Tubo (mástil 5,00 m) Tubo (rampa 5,00 m) - Rohr (hubmast 5,00 m) - Tube (mast 5,00 m) - | | | | | 2 | | | | 2 | | | | | | | | | | | |
| 60 | 194819 | Flexible (Lg 2900) Flexible Flessibile - Schlauch - Hose - | | | | | 2 | | | | 2 | | | | | | | | | | | |
| 61 | 194820 | Flexible (Lg 3000) Flexible Flessibile - Schlauch - Hose - | | | | | 2 | | | | 2 | | | | | | | | | | | |
| 62 | 194822 | Flexible (Lg 3150) Flexible Flessibile - Schlauch - Hose - | | | | | 2 | | | | 2 | | | | | | | | | | | |
| 63 | 197013 | Flexible (Lg 3250) Flexible Flessibile - Schlauch - Hose - | | | | | 2 | | | | 2 | | | | | | | | | | | |
| 64 | 194824 | Flexible (Lg 3400) Flexible Flessibile - Schlauch - Hose - | | | | | 2 | | | | 2 | | | | | | | | | | | |
| 65 | 194491 | Flexible (Lg 3500) Flexible Flessibile - Schlauch - Hose - | | | | | 2 | | | | 2 | | | | | | | | | | | |



Catalogue : 647010

7

KIT HYDRAULIQUE ACCESSOIRE 3ème ELEMENT (Double effet) (FEMB)
 KIT 3er ELEMENT ZUBEHOR HYDRAULIK (Doppelt wirkend) (FEMB)
 KIT HIDRAULICO ACCESORIO 3ro ELEMENTO (Doble efecto) (FEMB)
 3rd ELEMENT ATTACHMENT HYDRAULIC KIT (Double-acting) (FEMB)
 KIT IDRAULICO ACCESSORIO 3 ELEMENTO (Doppio effetto) (FEMB)

Qté-Menge-Cant-Qty-Q.ta

10 AD

85

M

| | |
|-----------------------|-----------------------|
| 1- M 26-2 S3 E2/E3 | 11- MC 70 PS S3 E2/E3 |
| 2- M 30-2 S3 E2/E3 | 12- M-X 30-4 S3-E3 |
| 3- M 26-4 S3 E2/E3 | 13- M-X 50-4 S3-E3 |
| 4- M 30-4 S3 E2/E3 | 14- M-X 70-2 S3-E3 |
| 5- M 40-4 S3 E2/E3 | 15- |
| 6- M 50-4 S3 E2/E3 | 16- |
| 7- MC 30 S3 E2/E3 | 17- |
| 8- MC 40 PS S3 E2/E3 | 18- |
| 9- MC 50 PS S3 E2/E3 | 19- |
| 10- MC 60 PS S3 E2/E3 | 20- |

| Rep Hinw Fig Item Rif | Numéro Teil-Nr Numero Part-Nr Part-Nr | Désignation Bezeichnung Descripcion Description Descrizione |
|-----------------------------------|---|--|
| 66 | 198620 | Flexible (Lg 3750) - Schlauch Flexible - Hose Flessibile - |
| 67 | 227321 | Rondelle SP 25,5x 40 x 2 ZN12C Unterlegscheibe Arandela - Washer Rondella - |
| 68 | 261397 | Raccord Rapide Passe-cloison - Verschraubung Racor - Connection Raccordo passaparete - |
| 69 | 401668 | Ecrou H ,M24x150-ZN.C-P.CLOISON Mutter Tuerca - Nut Dado - |
| 70 | 261398 | Bouchon - Stopfen Tapón - Plug Tappo - |

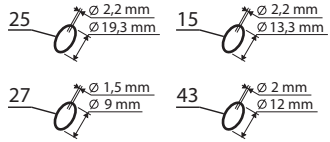
| 1 | 2 | 3 | 4 | 5 | 6 | 7 | 8 | 9 | 10 | 11 | 12 | 13 | 14 | 15 | 16 | 17 | 18 | 19 | 20 |
|---|---|---|---|---|---|---|---|---|----|----|----|----|----|----|----|----|----|----|----|
| | | | | 2 | | | 2 | | | | | | | | | | | | |
| | | | | 4 | | | 4 | | | | | | | | | | | | |
| | | | | 2 | | | 2 | | | | | | | | | | | | |
| | | | | 2 | | | 2 | | | | | | | | | | | | |

10 AD 87

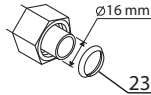
KIT HYDRAULIQUE ACCESSOIRE 4ème ELEMENT (Double effet)(FEM B)
 KIT 4er ELEMENT ZUBEHOR HYDRAULIK (Doppeltwirkend)(FEM B)
 KIT HIDRAULICO ACCESSORIO 4ro ELEMENTO (Doble efecto)(FEM B)
 4rd ELEMENT ATTACHMENT HYDRAULIC KIT (Double-acting)(FEM B)
 KIT IDRAULICO ACCESSORIO 4 ELEMENTO (Duplex effetto)(FEM B)

MC 40-4 S.3 / MC 40 PS S.3

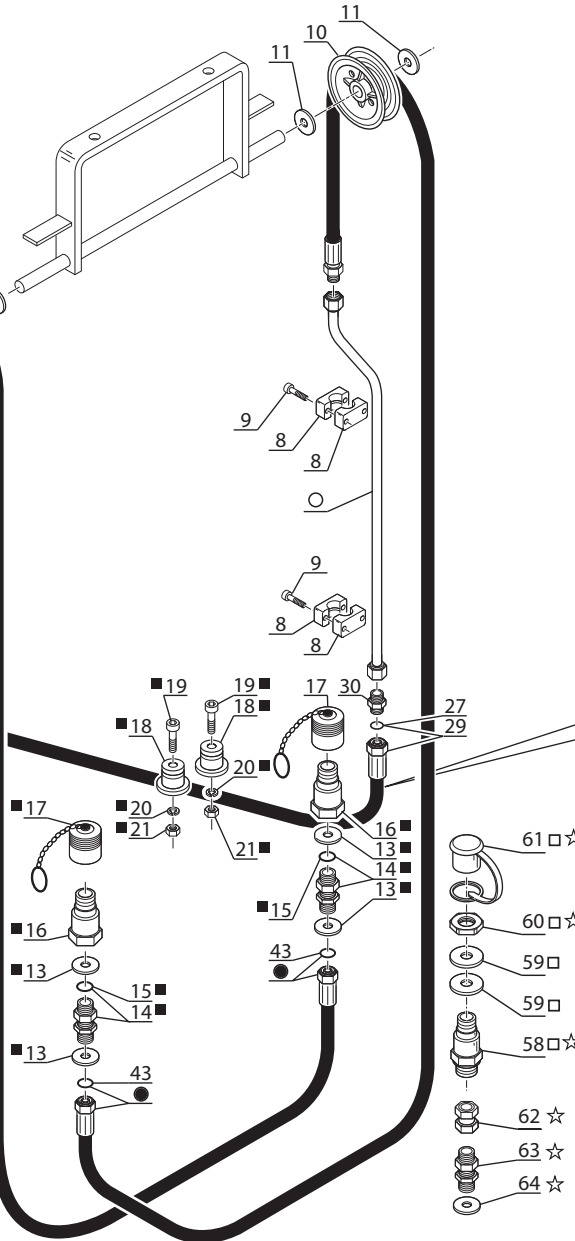
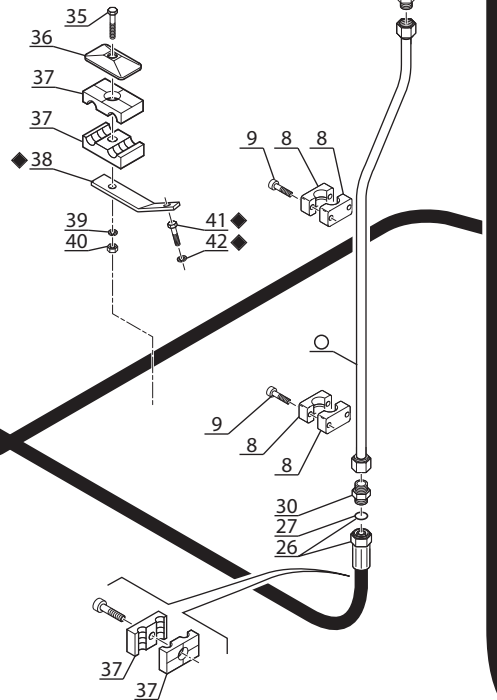
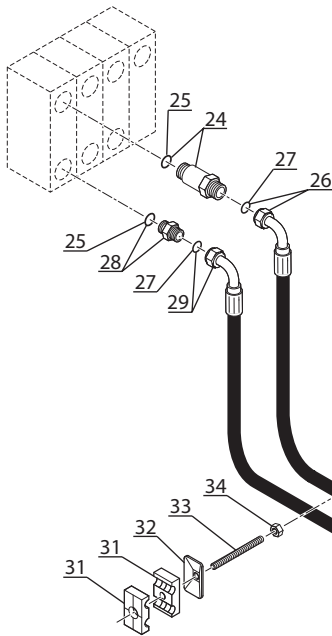
POUR FLEXIBLE ET RACCORD
 FÜR SCHLAUCH UND VERSCHRAUBUNG
 PARA FLEXIBLE Y RACOR
 FOR HOSE AND CONNECTION
 PER FLESSIBILE E RACCORDO



POUR TUBE
 FÜR ROHR - PARA TUBO FOR
 TUBE - PER TUBO



◆ SUIVANT MONTAGE
 NACH MONTAGE
 SEGUN MONTAJE
 AS MOUNTING
 SECONDO MONTAGGIO



| M,t Hubmast m-stil Mast Rampa | ● Rep Hinw Fig Item Sequenza | ○ Rep Hinw Fig Item Sequenza |
|---|---|---|
| 3,00 m | 44 | 51 |
| 3,30 m | 45 | 52 |
| 3,50 m | 46 | 53 |
| 3,70 m | 47 | 54 |
| 4,00 m | 48 | 55 |
| 4,50 m | 49 | 56 |
| 5,00 m | 50 | 57 |

☆ 3ème MONTAGE
 3er MONTAJE
 3ro MONTAJE
 3rd MOUNTING
 3zo MONTAGGIO

■ 1er MONTAGE
 1ste MONTAGE
 1ro MONTAJE
 1st MOUNTING
 1mo MONTAGGIO

□ 2ème MONTAGE
 2te MONTAJE
 2do MONTAJE
 2nd MOUNTING
 2do MONTAGGIO

KIT COMPLET,VOIR NOMEMCLATURE
 KOMPLETTER KIT,SIEHE STÜCKLISTE
 JUEGO COMPLETO,VER NOMEMCLATURA
 COMPLETE KIT,SEE NOMEMCLATURE
 KIT COMPLETO,VEDERE NOMEMCLATURA

Rep - Hinw - Fig - Item - Sequenza
1-2-3-4-5-6-7

Catalogue : 647010

1

KIT HYDRAULIQUE ACCESSOIRE 4ème ELEMENT (Double effet) (FEMB)
 KIT 4tr ELEMENT ZUBEHOR HYDRAULIK (Doppeltwirkend) (FEMB)
 KIT HIDRAULICO ACCESORIO 4to ELEMENTO (Doble efecto) (FEMB)
 4th ELEMENT ATTACHMENT HYDRAULIC KIT (Double-acting) (FEMB)
 KIT IDRAULICO ACCESSORIO 4 ELEMENTO (Doppio effetto) (FEMB)

Qté-Menge-Cant-Qty-Q.ta

10 AD

87

M

| | |
|-----------------------|-----------------------|
| 1- M 26-2 S3 E2/E3 | 11- MC 70 PS S3 E2/E3 |
| 2- M 30-2 S3 E2/E3 | 12- M-X 30-4 S3-E3 |
| 3- M 26-4 S3 E2/E3 | 13- M-X 50-4 S3-E3 |
| 4- M 30-4 S3 E2/E3 | 14- M-X 70-2 S3-E3 |
| 5- M 40-4 S3 E2/E3 | 15- |
| 6- M 50-4 S3 E2/E3 | 16- |
| 7- MC 30 S3 E2/E3 | 17- |
| 8- MC 40 PS S3 E2/E3 | 18- |
| 9- MC 50 PS S3 E2/E3 | 19- |
| 10- MC 60 PS S3 E2/E3 | 20- |

| Rep Hinw Fig Item Rif | Numéro Teil-Nr Numero Part-Nr Part-Nr | Désignation Bezeichnung Descripcion Description Descrizione |
|-----------------------------------|---|--|
| 1 | 560806 | Kit hydraulique accessoire complet (mât 3,00 m) Kompletter kit zübehör hydraulik (hubmast 3,00 m) Kit hidraulico accesorio completo (mástil 3,00 m) Complete attachment hydraulic kit (mast 3,00 m) Kit idraulico accessorio completo (rampa 3,00 m) |
| 2 | 560807 | Kit hydraulique accessoire complet (mât 3,30 m) Kompletter kit zübehör hydraulik (hubmast 3,30 m) Kit hidraulico accesorio completo (mástil 3,30 m) Complete attachment hydraulic kit (mast 3,30 m) Kit idraulico accessorio completo (rampa 3,30 m) |
| 3 | 560808 | Kit hydraulique accessoire complet (mât 3,50 m) Kompletter kit zübehör hydraulik (hubmast 3,50 m) Kit hidraulico accesorio completo (mástil 3,50 m) Complete attachment hydraulic kit (mast 3,50 m) Kit idraulico accessorio completo (rampa 3,50 m) |
| 4 | 560809 | Kit hydraulique accessoire complet (mât 3,70 m) Kompletter kit zübehör hydraulik (hubmast 3,70 m) Kit hidraulico accesorio completo (mástil 3,70 m) Complete attachment hydraulic kit (mast 3,70 m) Kit idraulico accessorio completo (rampa 3,70 m) |
| 5 | 560810 | Kit hydraulique accessoire complet (mât 4,00 m) Kompletter kit zübehör hydraulik (hubmast 4,00 m) Kit hidraulico accesorio completo (mástil 4,00 m) Complete attachment hydraulic kit (mast 4,00 m) Kit idraulico accessorio completo (rampa 4,00 m) |
| 6 | 560811 | Kit hydraulique accessoire complet (mât 4,50 m) Kompletter kit zübehör hydraulik (hubmast 4,50 m) Kit hidraulico accesorio completo (mástil 4,50 m) Complete attachment hydraulic kit (mast 4,50 m) Kit idraulico accessorio completo (rampa 4,50 m) |
| 7 | 560812 | Kit hydraulique accessoire complet (mât 5,00 m) Kompletter kit zübehör hydraulik (hubmast 5,00 m) Kit hidraulico accesorio completo (mástil 5,00 m) Complete attachment hydraulic kit (mast 5,00 m) Kit idraulico accessorio completo (rampa 5,00 m) |
| 8 | 168850 | Demi-collier - Halb-klemme Media abrazadera - Half-clamp Fascetta - |

| 1 | 2 | 3 | 4 | 5 | 6 | 7 | 8 | 9 | 10 | 11 | 12 | 13 | 14 | 15 | 16 | 17 | 18 | 19 | 20 |
|---|---|---|---|---|---|---|---|---|----|----|----|----|----|----|----|----|----|----|----|
| | | | | 1 | | | 1 | | | | | | | | | | | | |
| | | | | 1 | | | 1 | | | | | | | | | | | | |
| | | | | 1 | | | 1 | | | | | | | | | | | | |
| | | | | 1 | | | 1 | | | | | | | | | | | | |
| | | | | 1 | | | 1 | | | | | | | | | | | | |
| | | | | 1 | | | 1 | | | | | | | | | | | | |
| | | | | 1 | | | 1 | | | | | | | | | | | | |
| | | | | 8 | | | 8 | | | | | | | | | | | | |



Catalogue : 647010

2

KIT HYDRAULIQUE ACCESSOIRE 4ème ELEMENT (Double effet) (FEMB)
 KIT 4tr ELEMENT ZUBEHOR HYDRAULIK (Doppeltwirkend) (FEMB)
 KIT HIDRAULICO ACCESORIO 4to ELEMENTO (Doble efecto) (FEMB)
 4th ELEMENT ATTACHMENT HYDRAULIC KIT (Double-acting) (FEMB)
 KIT IDRAULICO ACCESSORIO 4 ELEMENTO (Doppio effetto) (FEMB)

Qté-Menge-Cant-Qty-Q.ta

10 AD

87

M

| | | | | | | | | | | |
|-----|----|------|----|-------|-------|-----|------|----|----|-------|
| 1- | M | 26-2 | S3 | E2/E3 | 11- | MC | 70 | PS | S3 | E2/E3 |
| 2- | M | 30-2 | S3 | E2/E3 | 12- | M-X | 30-4 | S3 | E3 | |
| 3- | M | 26-4 | S3 | E2/E3 | 13- | M-X | 50-4 | S3 | E3 | |
| 4- | M | 30-4 | S3 | E2/E3 | 14- | M-X | 70-2 | S3 | E3 | |
| 5- | M | 40-4 | S3 | E2/E3 | 15- | | | | | |
| 6- | M | 50-4 | S3 | E2/E3 | 16- | | | | | |
| 7- | MC | 30 | S3 | E2/E3 | 17- | | | | | |
| 8- | MC | 40 | PS | S3 | E2/E3 | 18- | | | | |
| 9- | MC | 50 | PS | S3 | E2/E3 | 19- | | | | |
| 10- | MC | 60 | PS | S3 | E2/E3 | 20- | | | | |

| Rep Hinw Fig Item Rif | Número Teil-Nr Numero Part-Nr Part-Nr | Désignation Bezeichnung Descripcion Description Descrizione |
|-----------------------------------|---|--|
| 9 | 9142 | Vis CHc,M 6- 35 zinguée Tornillo Vite - Schraube - Screw - |
| 10 | 164615 | Poulie de flexible Polea de flexible Puleggia di flessibile - Schlauchriemen - Hose pulley - |
| 11 | 61685 | Rondelle M 24 ZN Arandela Rondella - Unterlegscheibe - Washer - |
| 13 | 61685 | Rondelle M 24 ZN Arandela Rondella - Unterlegscheibe - Washer - |
| 14 | 175497 | Raccord Union Passe-cloison Racor Raccordo - Verschraubung - Connection - |
| 15 | 169436 | Joint torique Junta tórica Anello OR - "0" ring - "0" ring - |
| 16 | 192038 | Raccord rapide mâle Racor rapido macho Raccordo maschio - Verschraubung männl. - Quick male union - |
| 17 | 192039 | Bouchon Tapón Tappo - Stopfen - Plug - |
| 18 | 192040 | Embout Tapón Ghiera - Stopfen - Plug - |
| 19 | 5324 | Vis CHc,M 8- 50 zinguée Tornillo Vite - Schraube - Screw - |
| 20 | 42325 | Rondelle W 8 ZN Arandela Rondella - Unterlegscheibe - Washer - |

| 1 | 2 | 3 | 4 | 5 | 6 | 7 | 8 | 9 | 10 | 11 | 12 | 13 | 14 | 15 | 16 | 17 | 18 | 19 | 20 |
|---|---|---|---|---|---|---|---|---|----|----|----|----|----|----|----|----|----|----|----|
| | | | | 8 | | | 8 | | | | | | | | | | | | |
| | | | | 2 | | | 2 | | | | | | | | | | | | |
| | | | | 4 | | | 4 | | | | | | | | | | | | |
| | | | | 4 | | | 4 | | | | | | | | | | | | |
| | | | | 2 | | | 2 | | | | | | | | | | | | |
| | | | | X | | | X | | | | | | | | | | | | |
| | | | | 2 | | | 2 | | | | | | | | | | | | |
| | | | | 2 | | | 2 | | | | | | | | | | | | |
| | | | | 2 | | | 2 | | | | | | | | | | | | |
| | | | | 2 | | | 2 | | | | | | | | | | | | |



Catalogue : 647010

3

KIT HYDRAULIQUE ACCESSOIRE 4ème ELEMENT (Double effet) (FEMB)
 KIT 4tr ELEMENT ZUBEHOR HYDRAULIK (Doppeltwirkend) (FEMB)
 KIT HIDRAULICO ACCESORIO 4to ELEMENTO (Doble efecto) (FEMB)
 4th ELEMENT ATTACHMENT HYDRAULIC KIT (Double-acting) (FEMB)
 KIT IDRAULICO ACCESSORIO 4 ELEMENTO (Doppio effetto) (FEMB)

Qté-Menge-Cant-Qty-Q.ta

10 AD

87

M

1- M 26-2 S3 E2/E3 11- MC 70 PS S3 E2/E3
 2- M 30-2 S3 E2/E3 12- M-X 30-4 S3-E3
 3- M 26-4 S3 E2/E3 13- M-X 50-4 S3-E3
 4- M 30-4 S3 E2/E3 14- M-X 70-2 S3-E3
 5- M 40-4 S3 E2/E3 15-
 6- M 50-4 S3 E2/E3 16-
 7- MC 30 S3 E2/E3 17-
 8- MC 40 PS S3 E2/E3 18-
 9- MC 50 PS S3 E2/E3 19-
 10- MC 60 PS S3 E2/E3 20-

| Rep Hinw Fig Item Rif | Numéro Teil-Nr Numero Part-Nr Part-Nr | Désignation Bezeichnung Descripcion Description Descrizione | 1 | 2 | 3 | 4 | 5 | 6 | 7 | 8 | 9 | 10 | 11 | 12 | 13 | 14 | 15 | 16 | 17 | 18 | 19 | 20 | |
|-----------------------------------|---|---|---|---|---|---|---|---|---|---|---|----|----|----|----|----|----|----|----|----|----|----|--|
| 21 | 58528 | Ecrou H ,M 8 ZN Tuerca Dado - Mutter - Nut - | | | | | 2 | | | 2 | | | | | | | | | | | | | |
| 23 | 169438 | Joint d'étanchéité Junta de estanqueidad Guarnizione - Dichtungsring - Seal - | | | | | X | | | X | | | | | | | | | | | | | |
| 24 | 168906 | Raccord Union Prolongateur Racor Raccordo - Verschraubung - Connection - | | | | | 1 | | | 1 | | | | | | | | | | | | | |
| 25 | 169373 | Joint torique Junta tórica Anello OR - "0" ring - "0" ring - | | | | | X | | | X | | | | | | | | | | | | | |
| 26 | 219763 | Flexible (Lg 2400) Flexible Flessibile - Schlauch - Hose - | | | | | 1 | | | 1 | | | | | | | | | | | | | |
| 27 | 190874 | Joint torique Junta tórica Anello OR - "0" ring - "0" ring - | | | | | X | | | X | | | | | | | | | | | | | |
| 28 | 173038 | Raccord Union Racor Raccordo - Verschraubung - Connection - | | | | | 1 | | | 1 | | | | | | | | | | | | | |
| 29 | 219764 | Flexible (Lg 2800) Flexible Flessibile - Schlauch - Hose - | | | | | 1 | | | 1 | | | | | | | | | | | | | |
| 30 | 170608 | Raccord Union Réducteur Racor Raccordo - Verschraubung - Connection - | | | | | 2 | | | 2 | | | | | | | | | | | | | |
| 31 | 168758 | Demi-collier Media abrazadera Fascetta - Halb-klemme - Half-clamp - | | | | | 2 | | | 2 | | | | | | | | | | | | | |
| 32 | 168494 | Plaque de protection Placa de protección Piastra di protezione - Schützplatte - Protection plate - | | | | | 1 | | | 1 | | | | | | | | | | | | | |

+

Catalogue : 647010

4

KIT HYDRAULIQUE ACCESSOIRE 4ème ELEMENT (Double effet) (FEMB)
 KIT 4tr ELEMENT ZUBEHOR HYDRAULIK (Doppeltwirkend) (FEMB)
 KIT HIDRAULICO ACCESORIO 4to ELEMENTO (Doble efecto) (FEMB)
 4th ELEMENT ATTACHMENT HYDRAULIC KIT (Double-acting) (FEMB)
 KIT IDRAULICO ACCESSORIO 4 ELEMENTO (Doppio effetto) (FEMB)

Qté-Menge-Cant-Qty-Q.ta

10 AD

87

M

1- M 26-2 S3 E2/E3 11- MC 70 PS S3 E2/E3
 2- M 30-2 S3 E2/E3 12- M-X 30-4 S3-E3
 3- M 26-4 S3 E2/E3 13- M-X 50-4 S3-E3
 4- M 30-4 S3 E2/E3 14- M-X 70-2 S3-E3
 5- M 40-4 S3 E2/E3 15-
 6- M 50-4 S3 E2/E3 16-
 7- MC 30 S3 E2/E3 17-
 8- MC 40 PS S3 E2/E3 18-
 9- MC 50 PS S3 E2/E3 19-
 10- MC 60 PS S3 E2/E3 20-

| Rep Hinw Fig Item Rif | Numéro Teil-Nr Numero Part-Nr Part-Nr | Désignation Bezeichnung Descripcion Description Descrizione | 1 | 2 | 3 | 4 | 5 | 6 | 7 | 8 | 9 | 10 | 11 | 12 | 13 | 14 | 15 | 16 | 17 | 18 | 19 | 20 |
|-----------------------------------|---|---|---|---|---|---|---|---|---|---|---|----|----|----|----|----|----|----|----|----|----|----|
| 33 | 55475 | Tige filetée M8 (Lg 90) Varilla fileteada Stelo filettato | | | | | 1 | | | 1 | | | | | | | | | | | | |
| 34 | 58528 | Ecrou H ,M 8 ZN Tuerca Dado | | | | | 1 | | | 1 | | | | | | | | | | | | |
| 35 | 61545 | Vis H,M 8- 55 zinguée Tornillo Vite | | | | | 2 | | | 2 | | | | | | | | | | | | |
| 36 | 168854 | Plaque de protection Placa de protección Piastra di protezione | | | | | 2 | | | 2 | | | | | | | | | | | | |
| 37 | 174204 | Demi-collier Media abrazadera Fascetta | | | | | 6 | | | 6 | | | | | | | | | | | | |
| 38 | 219813 | Support Soporte Supporto | | | | | 1 | | | 1 | | | | | | | | | | | | |
| 39 | 42325 | Rondelle W 8 ZN Arandela Rondella | | | | | 1 | | | 1 | | | | | | | | | | | | |
| 40 | 58528 | Ecrou H ,M 8 ZN Tuerca Dado | | | | | 1 | | | 1 | | | | | | | | | | | | |
| 41 | 60482 | Vis H,M16- 30-8.8-ZN8/C Tornillo Vite | | | | | 1 | | | 1 | | | | | | | | | | | | |
| 42 | 42322 | Rondelle W16 ZN Arandela Rondella | | | | | 1 | | | 1 | | | | | | | | | | | | |
| 43 | 189956 | Joint torique Junta tórica Anello OR | | | | | X | | | X | | | | | | | | | | | | |

+

Catalogue : 647010

5

KIT HYDRAULIQUE ACCESSOIRE 4ème ELEMENT (Double effet) (FEMB)
 KIT 4tr ELEMENT ZUBEHOR HYDRAULIK (Doppeltwirkend) (FEMB)
 KIT HIDRAULICO ACCESORIO 4to ELEMENTO (Doble efecto) (FEMB)
 4th ELEMENT ATTACHMENT HYDRAULIC KIT (Double-acting) (FEMB)
 KIT IDRAULICO ACCESSORIO 4 ELEMENTO (Doppio effetto) (FEMB)

Qté-Menge-Cant-Qty-Q.ta

10 AD

87

M

| | |
|-----------------------|-----------------------|
| 1- M 26-2 S3 E2/E3 | 11- MC 70 PS S3 E2/E3 |
| 2- M 30-2 S3 E2/E3 | 12- M-X 30-4 S3-E3 |
| 3- M 26-4 S3 E2/E3 | 13- M-X 50-4 S3-E3 |
| 4- M 30-4 S3 E2/E3 | 14- M-X 70-2 S3-E3 |
| 5- M 40-4 S3 E2/E3 | 15- |
| 6- M 50-4 S3 E2/E3 | 16- |
| 7- MC 30 S3 E2/E3 | 17- |
| 8- MC 40 PS S3 E2/E3 | 18- |
| 9- MC 50 PS S3 E2/E3 | 19- |
| 10- MC 60 PS S3 E2/E3 | 20- |

| Rep Hinw Fig Item Rif | Numéro Teil-Nr Numero Part-Nr Part-Nr | Désignation Bezeichnung Descripcion Description Descrizione |
|-----------------------------------|---|--|
| 44 | 194819 | Flexible (Lg 2900) Flexible Flessibile - Schlauch - Hose - |
| 45 | 194820 | Flexible (Lg 3000) Flexible Flessibile - Schlauch - Hose - |
| 46 | 194822 | Flexible (Lg 3150) Flexible Flessibile - Schlauch - Hose - |
| 47 | 197013 | Flexible (Lg 3250) Flexible Flessibile - Schlauch - Hose - |
| 48 | 194824 | Flexible (Lg 3400) Flexible Flessibile - Schlauch - Hose - |
| 49 | 194491 | Flexible (Lg 3500) Flexible Flessibile - Schlauch - Hose - |
| 50 | 198620 | Flexible (Lg 3750) Flexible Flessibile - Schlauch - Hose - |
| 51 | 194803 | Tube (mât 3,00 m) Tubo (mástil 3,00 m) Tubo (rampa 3,00 m) - Rohr (hubmast 3,00 m) - Tube (mast 3,00 m) - |
| 52 | 194804 | Tube (mât 3,30 m) Tubo (mástil 3,30 m) Tubo (rampa 3,30 m) - Rohr (hubmast 3,30 m) - Tube (mast 3,30 m) - |
| 53 | 194805 | Tube (mât 3,50 m) Tubo (mástil 3,50 m) Tubo (rampa 3,50 m) - Rohr (hubmast 3,50 m) - Tube (mast 3,50 m) - |
| 54 | 194806 | Tube (mât 3,70 m) Tubo (mástil 3,70 m) Tubo (rampa 3,70 m) - Rohr (hubmast 3,70 m) - Tube (mast 3,70 m) - |

| 1 | 2 | 3 | 4 | 5 | 6 | 7 | 8 | 9 | 10 | 11 | 12 | 13 | 14 | 15 | 16 | 17 | 18 | 19 | 20 |
|---|---|---|---|---|---|---|---|---|----|----|----|----|----|----|----|----|----|----|----|
| | | | | 2 | | | 2 | | | | | | | | | | | | |
| | | | | 2 | | | 2 | | | | | | | | | | | | |
| | | | | 2 | | | 2 | | | | | | | | | | | | |
| | | | | 2 | | | 2 | | | | | | | | | | | | |
| | | | | 2 | | | 2 | | | | | | | | | | | | |
| | | | | 2 | | | 2 | | | | | | | | | | | | |
| | | | | 2 | | | 2 | | | | | | | | | | | | |
| | | | | 2 | | | 2 | | | | | | | | | | | | |
| | | | | 2 | | | 2 | | | | | | | | | | | | |



Catalogue : 647010

6

KIT HYDRAULIQUE ACCESSOIRE 4ème ELEMENT (Double effet) (FEMB)
 KIT 4tr ELEMENT ZUBEHOR HYDRAULIK (Doppeltwirkend) (FEMB)
 KIT HIDRAULICO ACCESORIO 4to ELEMENTO (Doble efecto) (FEMB)
 4th ELEMENT ATTACHMENT HYDRAULIC KIT (Double-acting) (FEMB)
 KIT IDRAULICO ACCESSORIO 4 ELEMENTO (Doppio effetto) (FEMB)

Qté-Menge-Cant-Qty-Q.ta

10 AD

87

M

| | | | | | | | | | | |
|-----|----|------|----|-------|-------|-----|------|-------|----|-------|
| 1- | M | 26-2 | S3 | E2/E3 | 11- | MC | 70 | PS | S3 | E2/E3 |
| 2- | M | 30-2 | S3 | E2/E3 | 12- | M-X | 30-4 | S3-E3 | | |
| 3- | M | 26-4 | S3 | E2/E3 | 13- | M-X | 50-4 | S3-E3 | | |
| 4- | M | 30-4 | S3 | E2/E3 | 14- | M-X | 70-2 | S3-E3 | | |
| 5- | M | 40-4 | S3 | E2/E3 | 15- | | | | | |
| 6- | M | 50-4 | S3 | E2/E3 | 16- | | | | | |
| 7- | MC | 30 | S3 | E2/E3 | 17- | | | | | |
| 8- | MC | 40 | PS | S3 | E2/E3 | 18- | | | | |
| 9- | MC | 50 | PS | S3 | E2/E3 | 19- | | | | |
| 10- | MC | 60 | PS | S3 | E2/E3 | 20- | | | | |

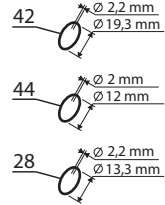
| Rep Hinw Fig Item Rif | Numéro Teil-Nr Numero Part-Nr Part-Nr | Désignation Bezeichnung Descripcion Description Descrizione | | | | | | | | | | | | | | | | | | | | |
|-----------------------------------|---|---|---|---|---|---|---|---|---|---|---|----|----|----|----|----|----|----|----|----|----|----|
| | | | 1 | 2 | 3 | 4 | 5 | 6 | 7 | 8 | 9 | 10 | 11 | 12 | 13 | 14 | 15 | 16 | 17 | 18 | 19 | 20 |
| 55 | 194807 | Tube (mât 4,00 m) - Rohr (hubmast 4,00 m) Tubo (mástil 4,00 m) - Tube (mast 4,00 m) Tubo (rampa 4,00 m) - | | | | | 2 | | | | 2 | | | | | | | | | | | |
| 56 | 194808 | Tube (mât 4,50 m) - Rohr (hubmast 4,50 m) Tubo (mástil 4,50 m) - Tube (mast 4,50 m) Tubo (rampa 4,50 m) - | | | | | 2 | | | | 2 | | | | | | | | | | | |
| 57 | 194809 | Tube (mât 5,00 m) - Rohr (hubmast 5,00 m) Tubo (mástil 5,00 m) - Tube (mast 5,00 m) Tubo (rampa 5,00 m) - | | | | | 2 | | | | 2 | | | | | | | | | | | |
| 58 | 261397 | Raccord Rapide Passe-cloison - Verschraubung Racor - Connection Raccordo passaparete - | | | | | 2 | | | | 2 | | | | | | | | | | | |
| 59 | 227321 | Rondelle SP 25,5x 40 x 2 ZN12C Unterlegscheibe Arandela - Washer Rondella - | | | | | 4 | | | | 4 | | | | | | | | | | | |
| 60 | 401668 | Ecrou H ,M24x150-ZN.C-P.CLOISON Mutter Tuerca - Nut Dado - | | | | | 2 | | | | 2 | | | | | | | | | | | |
| 61 | 261398 | Bouchon - Stopfen Tapón - Plug Tappo - | | | | | 2 | | | | 2 | | | | | | | | | | | |
| 62 | 238284 | Raccord Union Passe-cloison - Verschraubung Racor - Connection Raccordo passaparete - | | | | | 2 | | | | 2 | | | | | | | | | | | |
| 63 | 74360 | Raccord Adapteur - Verschraubung Racor - Connection Raccordo - | | | | | 2 | | | | 2 | | | | | | | | | | | |
| 64 | 58341 | Rondelle W24 ZN - Unterlegscheibe Arandela - Washer Rondella - | | | | | 2 | | | | 2 | | | | | | | | | | | |

10 AD 86

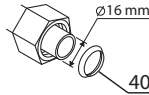
KIT HYDRAULIQUE ACCESSOIRE 3ème ELEMENT (Double effet)(FEM B)
 KIT 3er ELEMENT ZUBEHOR HYDRAULIK (Doppeltwirkend)(FEM B)
 KIT HIDRAULICO ACCESSORIO 3ro ELEMENTO (Doble efecto)(FEM B)
 3rd ELEMENT ATTACHMENT HYDRAULIC KIT (Double-acting)(FEM B)
 KIT IDRAULICO ACCESSORIO 3 ELEMENTO (Duplex effetto)(FEM B)

M 50-4 S.3 / MC 50 PS S.3
 M-X 50-4 S.3

POUR FLEXIBLE ET RACCORD
 FÜR SCHLAUCH UND VERSCHRAUBUNG
 PARA FLEXIBLE Y RACOR
 FOR HOSE AND CONNECTION
 PER FLESSIBILE E RACCORDO



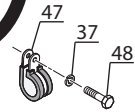
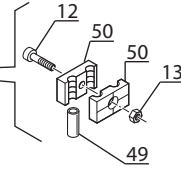
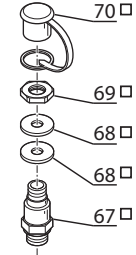
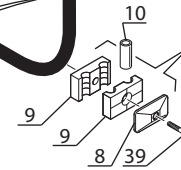
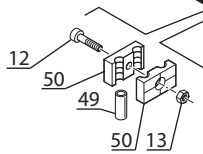
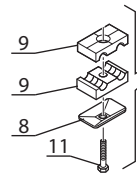
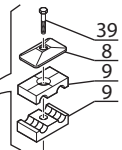
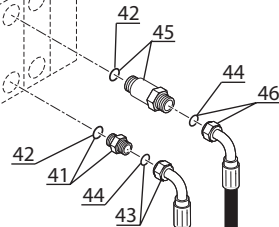
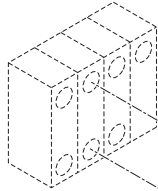
POUR TUBE
 FÜR ROHR - PARA TUBO FOR
 TUBE - PER TUBO



| M,t Hubmast Mast Rampa | Rep Hinw Fig Item Sequenza | ○ Rep Hinw Fig Item Sequenza |
|---------------------------------|--|---|
| 3,00 m | 53 | 60 |
| 3,30 m | 54 | 61 |
| 3,50 m | 55 | 62 |
| 3,70 m | 56 | 63 |
| 4,00 m | 57 | 64 |
| 4,50 m | 58 | 65 |
| 5,00 m | 59 | 66 |

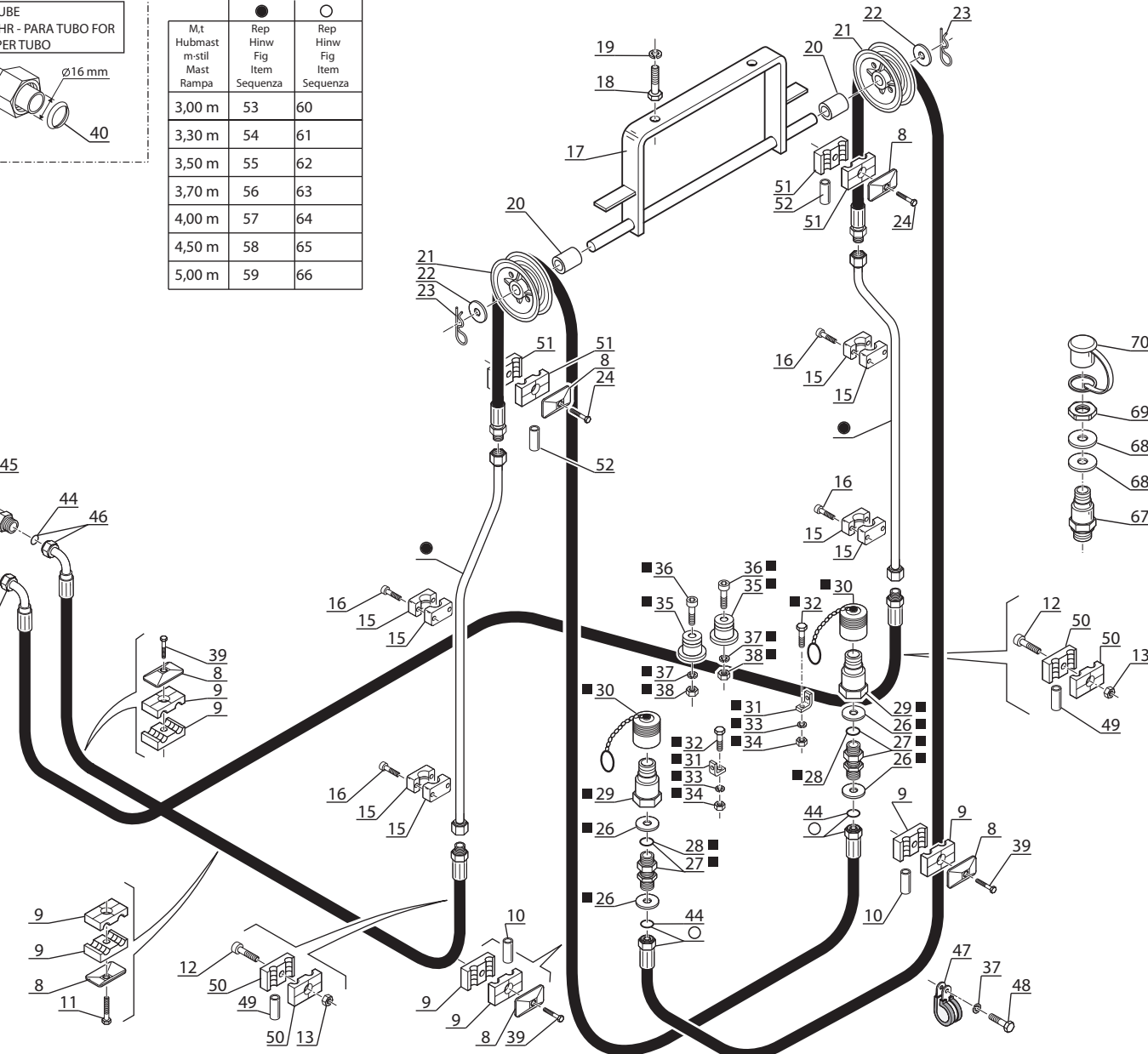
■ 1er MONTAGE
 1ste MONTAGE
 1ro MONTAJE
 1st MOUNTING
 1mo MONTAGGIO

□ 2ème MONTAGE
 2te MONTAGE
 2do MONTAJE
 2nd MOUNTING
 2do MONTAGGIO



KIT COMPLET, VOIR NOMEMCLATURE
 KOMPLETTER KIT, SIEHE STÜCKLISTE
 JUEGO COMPLETO, VER NOMENCLATURA
 COMPLETE KIT, SEE NOMENCLATURE
 KIT COMPLETO, VEDERE NOMENCLATURA

Rep - Hinw - Fig - Item - Sequenza
1-2-3-4-5-6-7



Catalogue : 647010

1

KIT HYDRAULIQUE ACCESSOIRE 3ème ELEMENT (Double effet) (FEMB)
 KIT 3er ELEMENT ZUBEHOR HYDRAULIK (Doppelt wirkend) (FEMB)
 KIT HIDRAULICO ACCESORIO 3ro ELEMENTO (Doble efecto) (FEMB)
 3rd ELEMENT ATTACHMENT HYDRAULIC KIT (Double-acting) (FEMB)
 KIT IDRAULICO ACCESSORIO 3 ELEMENTO (Doppio effetto) (FEMB)

Qté-Menge-Cant-Qty-Q.ta

10 AD

86

M

| | |
|-----------------------|-----------------------|
| 1- M 26-2 S3 E2/E3 | 11- MC 70 PS S3 E2/E3 |
| 2- M 30-2 S3 E2/E3 | 12- M-X 30-4 S3-E3 |
| 3- M 26-4 S3 E2/E3 | 13- M-X 50-4 S3-E3 |
| 4- M 30-4 S3 E2/E3 | 14- M-X 70-2 S3-E3 |
| 5- M 40-4 S3 E2/E3 | 15- |
| 6- M 50-4 S3 E2/E3 | 16- |
| 7- MC 30 S3 E2/E3 | 17- |
| 8- MC 40 PS S3 E2/E3 | 18- |
| 9- MC 50 PS S3 E2/E3 | 19- |
| 10- MC 60 PS S3 E2/E3 | 20- |

| Rep Hinw Fig Item Rif | Numéro Teil-Nr Numero Part-Nr Part-Nr | Désignation Bezeichnung Descripcion Description Descrizione |
|-----------------------------------|---|---|
| 1 | 560813 | Kit hydraulique accessoire complet (mât 3,00 m) Kompletter kit zübehör hydraulik (hubmast 3,00 m) Kit hidraulico accesorio completo (mástil 3,00 m) Complete attachment hydraulic kit (mast 3,00 m) Kit idraulico accesorio completo (rampa 3,00 m) |
| 2 | 560814 | Kit hydraulique accessoire complet (mât 3,30 m) Kompletter kit zübehör hydraulik (hubmast 3,30 m) Kit hidraulico accesorio completo (mástil 3,30 m) Complete attachment hydraulic kit (mast 3,30 m) Kit idraulico accesorio completo (rampa 3,30 m) |
| 3 | 560815 | Kit hydraulique accessoire complet (mât 3,50 m) Kompletter kit zübehör hydraulik (hubmast 3,50 m) Kit hidraulico accesorio completo (mástil 3,50 m) Complete attachment hydraulic kit (mast 3,50 m) Kit idraulico accesorio completo (rampa 3,50 m) |
| 4 | 560816 | Kit hydraulique accessoire complet (mât 3,70 m) Kompletter kit zübehör hydraulik (hubmast 3,70 m) Kit hidraulico accesorio completo (mástil 3,70 m) Complete attachment hydraulic kit (mast 3,70 m) Kit idraulico accesorio completo (rampa 3,70 m) |
| 5 | 560817 | Kit hydraulique accessoire complet (mât 4,00 m) Kompletter kit zübehör hydraulik (hubmast 4,00 m) Kit hidraulico accesorio completo (mástil 4,00 m) Complete attachment hydraulic kit (mast 4,00 m) Kit idraulico accesorio completo (rampa 4,00 m) |
| 6 | 560818 | Kit hydraulique accessoire complet (mât 4,50 m) Kompletter kit zübehör hydraulik (hubmast 4,50 m) Kit hidraulico accesorio completo (mástil 4,50 m) Complete attachment hydraulic kit (mast 4,50 m) Kit idraulico accesorio completo (rampa 4,50 m) |
| 7 | 560819 | Kit hydraulique accessoire complet (mât 5,00 m) Kompletter kit zübehör hydraulik (hubmast 5,00 m) Kit hidraulico accesorio completo (mástil 5,00 m) Complete attachment hydraulic kit (mast 5,00 m) Kit idraulico accesorio completo (rampa 5,00 m) |
| 8 | 168854 | Plaque de protection - Schützplatte Placa de protección - Protection plate Piastra di protezione - |

| 1 | 2 | 3 | 4 | 5 | 6 | 7 | 8 | 9 | 10 | 11 | 12 | 13 | 14 | 15 | 16 | 17 | 18 | 19 | 20 |
|---|---|---|---|---|---|---|---|---|----|----|----|----|----|----|----|----|----|----|----|
| | | | | | 1 | | | 1 | | | 1 | | | | | | | | |
| | | | | | 1 | | | 1 | | | 1 | | | | | | | | |
| | | | | | 1 | | | 1 | | | 1 | | | | | | | | |
| | | | | | 1 | | | 1 | | | 1 | | | | | | | | |
| | | | | | 1 | | | 1 | | | 1 | | | | | | | | |
| | | | | | 1 | | | 1 | | | 1 | | | | | | | | |
| | | | | | 6 | | | 6 | | | 6 | | | | | | | | |



Catalogue : 647010

2

KIT HYDRAULIQUE ACCESSOIRE 3ème ELEMENT (Double effet) (FEMB)
 KIT 3er ELEMENT ZUBEHOR HYDRAULIK (Doppelt wirkend) (FEMB)
 KIT HIDRAULICO ACCESORIO 3ro ELEMENTO (Doble efecto) (FEMB)
 3rd ELEMENT ATTACHMENT HYDRAULIC KIT (Double-acting) (FEMB)
 KIT IDRAULICO ACCESSORIO 3 ELEMENTO (Doppio effetto) (FEMB)

Qté-Menge-Cant-Qty-Q.ta

10 AD

86

M

| | | | | | | | | | | | |
|-----|----|------|----|-------|-------|-----|------|----|----|-------|--|
| 1- | M | 26-2 | S3 | E2/E3 | 11- | MC | 70 | PS | S3 | E2/E3 | |
| 2- | M | 30-2 | S3 | E2/E3 | 12- | M-X | 30-4 | S3 | E3 | | |
| 3- | M | 26-4 | S3 | E2/E3 | 13- | M-X | 50-4 | S3 | E3 | | |
| 4- | M | 30-4 | S3 | E2/E3 | 14- | M-X | 70-2 | S3 | E3 | | |
| 5- | M | 40-4 | S3 | E2/E3 | 15- | | | | | | |
| 6- | M | 50-4 | S3 | E2/E3 | 16- | | | | | | |
| 7- | MC | 30 | S3 | E2/E3 | 17- | | | | | | |
| 8- | MC | 40 | PS | S3 | E2/E3 | 18- | | | | | |
| 9- | MC | 50 | PS | S3 | E2/E3 | 19- | | | | | |
| 10- | MC | 60 | PS | S3 | E2/E3 | 20- | | | | | |

| Rep Hinw Fig Item Rif | Número Teil-Nr Numero Part-Nr Part-Nr | Désignation Bezeichnung Descripcion Description Descrizione |
|-----------------------------------|---|---|
| 9 | 170387 | Demi-collier - Halb-klemme Media abrazadera - Half-clamp Fascetta - |
| 10 | 217218 | Entretoise - Querstrebe Separador - Spacer Distanziale - |
| 11 | 61545 | Vis H,M 8- 55 zinguée - Schraube Tornillo - Screw Vite - |
| 12 | 60845 | Vis CHc,M 8- 30-8.8-ZN8/C - Schraube Tornillo - Screw Vite - |
| 13 | 58528 | Ecrou H ,M 8 ZN - Mutter Tuerca - Nut Dado - |
| 15 | 168850 | Demi-collier - Halb-klemme Media abrazadera - Half-clamp Fascetta - |
| 16 | 9142 | Vis CHc,M 6- 35 zinguée - Schraube Tornillo - Screw Vite - |
| 17 | 193898 | Support poulie - Riemen träger Soporte polea - Bracket pulley Supporto puleggia - |
| 18 | 63548 | Vis H,M14- 30-8.8-ZN8/C - Schraube Tornillo - Screw Vite - |
| 19 | 42256 | Rondelle W14 ZN - Unterlegscheibe Arandela - Washer Rondella - |
| 20 | 73048 | Entretoise - Querstrebe Separador - Spacer Distanziale - |

| 1 | 2 | 3 | 4 | 5 | 6 | 7 | 8 | 9 | 10 | 11 | 12 | 13 | 14 | 15 | 16 | 17 | 18 | 19 | 20 |
|---|---|---|---|---|---|---|---|---|----|----|----|----|----|----|----|----|----|----|----|
| | | | | | 8 | | | 8 | | | 8 | | | | | | | | |
| | | | | | 2 | | | 2 | | | 2 | | | | | | | | |
| | | | | | 1 | | | 1 | | | 1 | | | | | | | | |
| | | | | | 2 | | | 2 | | | 2 | | | | | | | | |
| | | | | | 2 | | | 2 | | | 2 | | | | | | | | |
| | | | | | 8 | | | 8 | | | 8 | | | | | | | | |
| | | | | | 8 | | | 8 | | | 8 | | | | | | | | |
| | | | | | 1 | | | 1 | | | 1 | | | | | | | | |
| | | | | | 2 | | | 2 | | | 2 | | | | | | | | |
| | | | | | 2 | | | 2 | | | 2 | | | | | | | | |
| | | | | | 2 | | | 2 | | | 2 | | | | | | | | |

+

Catalogue : 647010

3

KIT HYDRAULIQUE ACCESSOIRE 3ème ELEMENT (Double effet) (FEMB)
 KIT 3er ELEMENT ZUBEHOR HYDRAULIK (Doppelt wirkend) (FEMB)
 KIT HIDRAULICO ACCESORIO 3ro ELEMENTO (Doble efecto) (FEMB)
 3rd ELEMENT ATTACHMENT HYDRAULIC KIT (Double-acting) (FEMB)
 KIT IDRAULICO ACCESSORIO 3 ELEMENTO (Doppio effetto) (FEMB)

Qté-Menge-Cant-Qty-Q.ta

10 AD

86

M

| | |
|-----------------------|-----------------------|
| 1- M 26-2 S3 E2/E3 | 11- MC 70 PS S3 E2/E3 |
| 2- M 30-2 S3 E2/E3 | 12- M-X 30-4 S3-E3 |
| 3- M 26-4 S3 E2/E3 | 13- M-X 50-4 S3-E3 |
| 4- M 30-4 S3 E2/E3 | 14- M-X 70-2 S3-E3 |
| 5- M 40-4 S3 E2/E3 | 15- |
| 6- M 50-4 S3 E2/E3 | 16- |
| 7- MC 30 S3 E2/E3 | 17- |
| 8- MC 40 PS S3 E2/E3 | 18- |
| 9- MC 50 PS S3 E2/E3 | 19- |
| 10- MC 60 PS S3 E2/E3 | 20- |

| Rep Hinw Fig Item Rif | Numéro Teil-Nr Numero Part-Nr Part-Nr | Désignation Bezeichnung Descripcion Description Descrizione |
|-----------------------------------|---|--|
| 21 | 164615 | Poulie de flexible Polea de flexible Puleggia di flessibile - Schlauchriemen - Hose pulley - |
| 22 | 61685 | Rondelle M 24 ZN Arandela Rondella - Unterlegscheibe - Washer - |
| 23 | 169076 | Goupille "Béta" de 5 Pasador Spina - Stift - Pin - |
| 24 | 58533 | Vis H,M 8- 60-8.8-ZN8/C Tornillo Vite - Schraube - Screw - |
| 26 | 61685 | Rondelle M 24 ZN Arandela Rondella - Unterlegscheibe - Washer - |
| 27 | 175497 | Raccord Union Passe-cloison Racor Raccordo - Verschraubung - Connection - |
| 28 | 169436 | Joint torique Junta tórica Anello OR - "O" ring - "O" ring - |
| 29 | 192038 | Raccord rapide mâle Racor rapido macho Raccordo maschio - Verschraubung männl. - Quick male union - |
| 30 | 192039 | Bouchon Tapón Tappo - Stopfen - Plug - |
| 31 | 77254 | Support Soporte Supporto - Träger - Bracket - |
| 32 | 58525 | Vis H,M 6- 25-8.8-ZN5/C Tornillo Vite - Schraube - Screw - |

| 1 | 2 | 3 | 4 | 5 | 6 | 7 | 8 | 9 | 10 | 11 | 12 | 13 | 14 | 15 | 16 | 17 | 18 | 19 | 20 |
|---|---|---|---|---|---|---|---|---|----|----|----|----|----|----|----|----|----|----|----|
| | | | | | 2 | | | 2 | | | 2 | | | | | | | | |
| | | | | | 2 | | | 2 | | | 2 | | | | | | | | |
| | | | | | 2 | | | 2 | | | 2 | | | | | | | | |
| | | | | | 2 | | | 2 | | | 2 | | | | | | | | |
| | | | | | 4 | | | 4 | | | 4 | | | | | | | | |
| | | | | | 2 | | | 2 | | | 2 | | | | | | | | |
| | | | | | X | | | X | | | X | | | | | | | | |
| | | | | | 2 | | | 2 | | | 2 | | | | | | | | |
| | | | | | 2 | | | 2 | | | 2 | | | | | | | | |
| | | | | | 2 | | | 2 | | | 2 | | | | | | | | |
| | | | | | 2 | | | 2 | | | 2 | | | | | | | | |

+

Catalogue : 647010

6

KIT HYDRAULIQUE ACCESSOIRE 3ème ELEMENT (Double effet) (FEMB)
 KIT 3er ELEMENT ZUBEHOR HYDRAULIK (Doppelt wirkend) (FEMB)
 KIT HIDRAULICO ACCESORIO 3ro ELEMENTO (Doble efecto) (FEMB)
 3rd ELEMENT ATTACHMENT HYDRAULIC KIT (Double-acting) (FEMB)
 KIT IDRAULICO ACCESSORIO 3 ELEMENTO (Doppio effetto) (FEMB)

Qté-Menge-Cant-Qty-Q.ta

10 AD

86

M

| | | | | | | | | | | | |
|-----|----|------|----|-------|-------|-----|------|----|----|-------|--|
| 1- | M | 26-2 | S3 | E2/E3 | 11- | MC | 70 | PS | S3 | E2/E3 | |
| 2- | M | 30-2 | S3 | E2/E3 | 12- | M-X | 30-4 | S3 | E3 | | |
| 3- | M | 26-4 | S3 | E2/E3 | 13- | M-X | 50-4 | S3 | E3 | | |
| 4- | M | 30-4 | S3 | E2/E3 | 14- | M-X | 70-2 | S3 | E3 | | |
| 5- | M | 40-4 | S3 | E2/E3 | 15- | | | | | | |
| 6- | M | 50-4 | S3 | E2/E3 | 16- | | | | | | |
| 7- | MC | 30 | S3 | E2/E3 | 17- | | | | | | |
| 8- | MC | 40 | PS | S3 | E2/E3 | 18- | | | | | |
| 9- | MC | 50 | PS | S3 | E2/E3 | 19- | | | | | |
| 10- | MC | 60 | PS | S3 | E2/E3 | 20- | | | | | |

| Rep Hinw Fig Item Rif | Numéro Teil-Nr Numero Part-Nr Part-Nr | Désignation Bezeichnung Descripcion Description Descrizione |
|-----------------------------------|---|---|
| 55 | 194805 | Tube (mât 3,50 m) - Rohr (hubmast 3,50 m) Tubo (mástil 3,50 m) - Tube (mast 3,50 m) Tubo (rampa 3,50 m) - |
| 56 | 194806 | Tube (mât 3,70 m) - Rohr (hubmast 3,70 m) Tubo (mástil 3,70 m) - Tube (mast 3,70 m) Tubo (rampa 3,70 m) - |
| 57 | 194807 | Tube (mât 4,00 m) - Rohr (hubmast 4,00 m) Tubo (mástil 4,00 m) - Tube (mast 4,00 m) Tubo (rampa 4,00 m) - |
| 58 | 194808 | Tube (mât 4,50 m) - Rohr (hubmast 4,50 m) Tubo (mástil 4,50 m) - Tube (mast 4,50 m) Tubo (rampa 4,50 m) - |
| 59 | 194809 | Tube (mât 5,00 m) - Rohr (hubmast 5,00 m) Tubo (mástil 5,00 m) - Tube (mast 5,00 m) Tubo (rampa 5,00 m) - |
| 60 | 194818 | Flexible (Lg 2650) - Schlauch Flexible - Hose Flessibile - |
| 61 | 196860 | Flexible (Lg 2800) - Schlauch Flexible - Hose Flessibile - |
| 62 | 194819 | Flexible (Lg 2900) - Schlauch Flexible - Hose Flessibile - |
| 63 | 194822 | Flexible (Lg 3150) - Schlauch Flexible - Hose Flessibile - |
| 64 | 194822 | Flexible (Lg 3150) - Schlauch Flexible - Hose Flessibile - |
| 65 | 194491 | Flexible (Lg 3500) - Schlauch Flexible - Hose Flessibile - |

| 1 | 2 | 3 | 4 | 5 | 6 | 7 | 8 | 9 | 10 | 11 | 12 | 13 | 14 | 15 | 16 | 17 | 18 | 19 | 20 |
|---|---|---|---|---|---|---|---|---|----|----|----|----|----|----|----|----|----|----|----|
| | | | | | 2 | | | 2 | | | | 2 | | | | | | | |
| | | | | | 2 | | | 2 | | | | 2 | | | | | | | |
| | | | | | 2 | | | 2 | | | | 2 | | | | | | | |
| | | | | | 2 | | | 2 | | | | 2 | | | | | | | |
| | | | | | 2 | | | 2 | | | | 2 | | | | | | | |
| | | | | | 2 | | | 2 | | | | 2 | | | | | | | |
| | | | | | 2 | | | 2 | | | | 2 | | | | | | | |
| | | | | | 2 | | | 2 | | | | 2 | | | | | | | |

+

Catalogue : 647010

7

KIT HYDRAULIQUE ACCESSOIRE 3ème ELEMENT (Double effet) (FEMB)
 KIT 3er ELEMENT ZUBEHOR HYDRAULIK (Doppelt wirkend) (FEMB)
 KIT HIDRAULICO ACCESORIO 3ro ELEMENTO (Doble efecto) (FEMB)
 3rd ELEMENT ATTACHMENT HYDRAULIC KIT (Double-acting) (FEMB)
 KIT IDRAULICO ACCESSORIO 3 ELEMENTO (Doppio effetto) (FEMB)

Qté-Menge-Cant-Qty-Q.ta

10 AD

86

M

| | |
|-----------------------|-----------------------|
| 1- M 26-2 S3 E2/E3 | 11- MC 70 PS S3 E2/E3 |
| 2- M 30-2 S3 E2/E3 | 12- M-X 30-4 S3-E3 |
| 3- M 26-4 S3 E2/E3 | 13- M-X 50-4 S3-E3 |
| 4- M 30-4 S3 E2/E3 | 14- M-X 70-2 S3-E3 |
| 5- M 40-4 S3 E2/E3 | 15- |
| 6- M 50-4 S3 E2/E3 | 16- |
| 7- MC 30 S3 E2/E3 | 17- |
| 8- MC 40 PS S3 E2/E3 | 18- |
| 9- MC 50 PS S3 E2/E3 | 19- |
| 10- MC 60 PS S3 E2/E3 | 20- |

| Rep Hinw Fig Item Rif | Numéro Teil-Nr Numero Part-Nr Part-Nr | Désignation Bezeichnung Descripcion Description Descrizione |
|-----------------------------------|---|--|
| 66 | 194491 | Flexible (Lg 3500) - Schlauch Flexible - Hose Flessibile - |
| 67 | 261397 | Raccord Rapide Passe-cloison - Verschraubung Racor - Connection Raccordo passaparete - |
| 68 | 227321 | Rondelle SP 25,5x 40 x 2 ZN12C Unterlegscheibe Arandela - Washer Rondella - |
| 69 | 401668 | Ecrou H ,M24x150-ZN.C-P.CLOISON Mutter Tuerca - Nut Dado - |
| 70 | 261398 | Bouchon - Stopfen Tapón - Plug Tappo - |

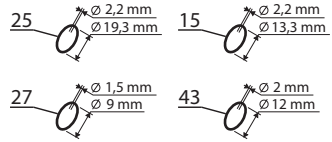
| 1 | 2 | 3 | 4 | 5 | 6 | 7 | 8 | 9 | 10 | 11 | 12 | 13 | 14 | 15 | 16 | 17 | 18 | 19 | 20 |
|---|---|---|---|---|---|---|---|---|----|----|----|----|----|----|----|----|----|----|----|
| | | | | | 2 | | | 2 | | | | 2 | | | | | | | |
| | | | | | 2 | | | 2 | | | | 2 | | | | | | | |
| | | | | | 4 | | | 4 | | | | 4 | | | | | | | |
| | | | | | 2 | | | 2 | | | | 2 | | | | | | | |
| | | | | | 2 | | | 2 | | | | 2 | | | | | | | |

10 AD 88

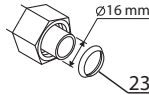
KIT HYDRAULIQUE ACCESSOIRE 4ème ELEMENT (Double effet)(FEM B)
 KIT 4er ELEMENT ZUBEHOR HYDRAULIK (Doppeltwirkend)(FEM B)
 KIT HIDRAULICO ACCESSORIO 4ro ELEMENTO (Doble efecto)(FEM B)
 4rd ELEMENT ATTACHMENT HYDRAULIC KIT (Double-acting)(FEM B)
 KIT IDRAULICO ACCESSORIO 4 ELEMENTO (Duplex effetto)(FEM B)

M 50-4 S.3 / MC 50 PS S.3
 M-X 50-4 S.3

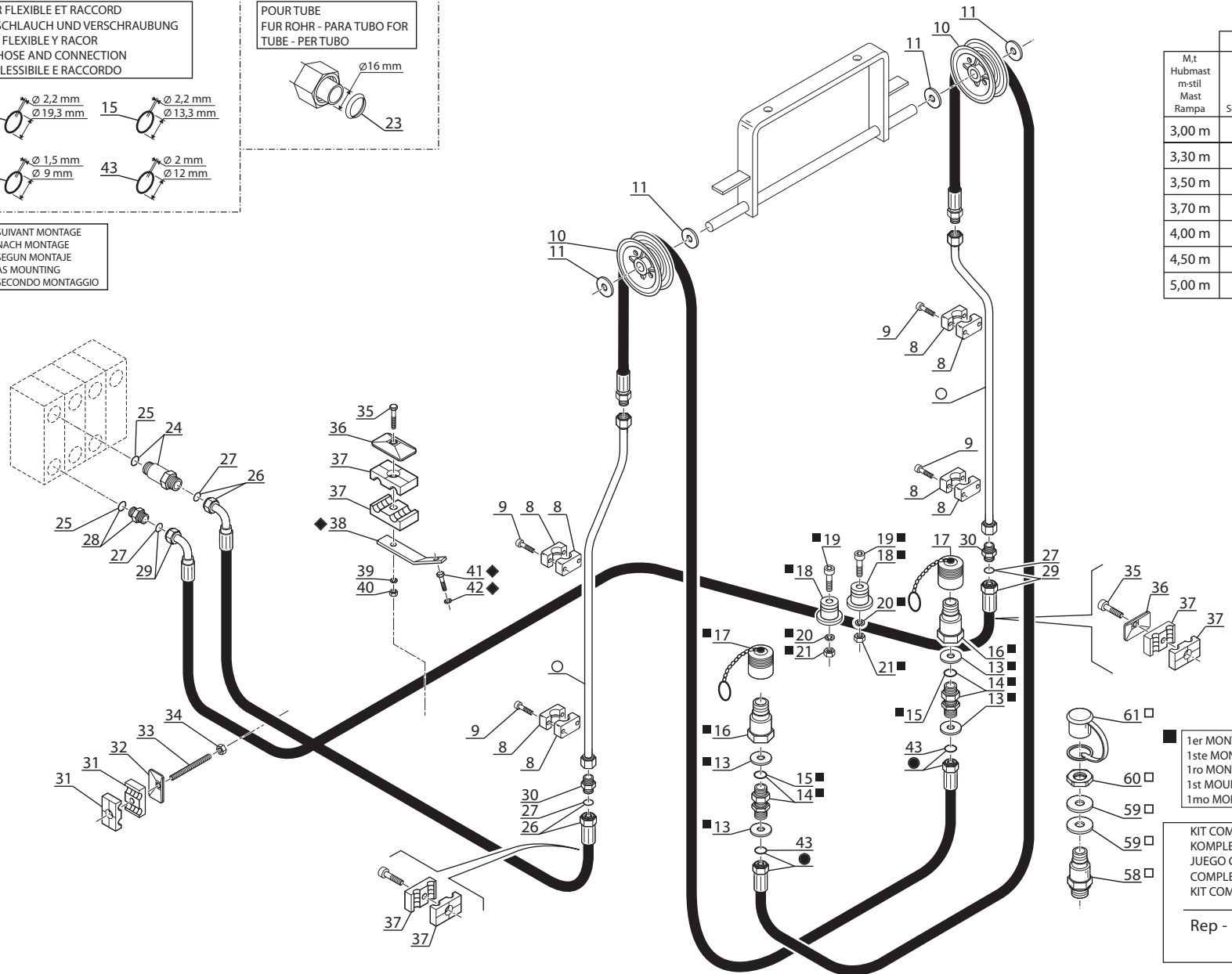
POUR FLEXIBLE ET RACCORD
 FÜR SCHLAUCH UND VERSCHRAUBUNG
 PARA FLEXIBLE Y RACOR
 FOR HOSE AND CONNECTION
 PER FLESSIBILE E RACCORDO



POUR TUBE
 FÜR ROHR - PARA TUBO FOR
 TUBE - PER TUBO



◆ SUIVANT MONTAGE
 NACH MONTAGE
 SEGUN MONTAJE
 AS MOUNTING
 SECONDO MONTAGGIO



| M,t Hubmast m-stil Mast Rampa | ● Rep Hinw Fig Item Sequenza | ○ Rep Hinw Fig Item Sequenza |
|---|---|---|
| 3,00 m | 44 | 51 |
| 3,30 m | 45 | 52 |
| 3,50 m | 46 | 53 |
| 3,70 m | 47 | 54 |
| 4,00 m | 48 | 55 |
| 4,50 m | 49 | 56 |
| 5,00 m | 50 | 57 |

■ 1er MONTAGE
 1ste MONTAGE
 1ro MONTAJE
 1st MOUNTING
 1mo MONTAGGIO

□ 2ème MONTAGE
 2te MONTAGE
 2do MONTAJE
 2nd MOUNTING
 2do MONTAGGIO

KIT COMPLET,VOIR NOMEMCLATURE
 KOMPLETTER KIT,SIEHE STÜCKLISTE
 JUEGO COMPLETO,VER NOMENCLATURA
 COMPLETE KIT,SEE NOMENCLATURA
 KIT COMPLETO,VEDERE NOMENCLATURA

Rep - Hinw - Fig - Item - Sequenza
1-2-3-4-5-6-7

Catalogue : 647010

1

KIT HYDRAULIQUE ACCESSOIRE 4ème ELEMENT (Double effet) (FEMB)
 KIT 4tr ELEMENT ZUBEHOR HYDRAULIK (Doppeltwirkend) (FEMB)
 KIT HIDRAULICO ACCESORIO 4to ELEMENTO (Doble efecto) (FEMB)
 4th ELEMENT ATTACHMENT HYDRAULIC KIT (Double-acting) (FEMB)
 KIT IDRAULICO ACCESSORIO 4 ELEMENTO (Doppio effetto) (FEMB)

Qté-Menge-Cant-Qty-Q.ta

10 AD

88

M

| | | | | | | | | | | |
|-----|----|------|----|-------|-------|-----|------|-------|----|-------|
| 1- | M | 26-2 | S3 | E2/E3 | 11- | MC | 70 | PS | S3 | E2/E3 |
| 2- | M | 30-2 | S3 | E2/E3 | 12- | M-X | 30-4 | S3-E3 | | |
| 3- | M | 26-4 | S3 | E2/E3 | 13- | M-X | 50-4 | S3-E3 | | |
| 4- | M | 30-4 | S3 | E2/E3 | 14- | M-X | 70-2 | S3-E3 | | |
| 5- | M | 40-4 | S3 | E2/E3 | 15- | | | | | |
| 6- | M | 50-4 | S3 | E2/E3 | 16- | | | | | |
| 7- | MC | 30 | S3 | E2/E3 | 17- | | | | | |
| 8- | MC | 40 | PS | S3 | E2/E3 | 18- | | | | |
| 9- | MC | 50 | PS | S3 | E2/E3 | 19- | | | | |
| 10- | MC | 60 | PS | S3 | E2/E3 | 20- | | | | |

| Rep Hinw Fig Item Rif | Numéro Teil-Nr Numero Part-Nr Part-Nr | Désignation Bezeichnung Descripcion Description Descrizione |
|-----------------------------------|---|--|
| 1 | 560820 | Kit hydraulique accessoire complet (mât 3,00 m) Kompletter kit zübehör hydraulik (hubmast 3,00 m) Kit hidraulico accesorio completo (mástil 3,00 m) Complete attachment hydraulic kit (mast 3,00 m) Kit idraulico accessorio completo (rampa 3,00 m) |
| 2 | 560821 | Kit hydraulique accessoire complet (mât 3,30 m) Kompletter kit zübehör hydraulik (hubmast 3,30 m) Kit hidraulico accesorio completo (mástil 3,30 m) Complete attachment hydraulic kit (mast 3,30 m) Kit idraulico accessorio completo (rampa 3,30 m) |
| 3 | 560822 | Kit hydraulique accessoire complet (mât 3,50 m) Kompletter kit zübehör hydraulik (hubmast 3,50 m) Kit hidraulico accesorio completo (mástil 3,50 m) Complete attachment hydraulic kit (mast 3,50 m) Kit idraulico accessorio completo (rampa 3,50 m) |
| 4 | 560823 | Kit hydraulique accessoire complet (mât 3,70 m) Kompletter kit zübehör hydraulik (hubmast 3,70 m) Kit hidraulico accesorio completo (mástil 3,70 m) Complete attachment hydraulic kit (mast 3,70 m) Kit idraulico accessorio completo (rampa 3,70 m) |
| 5 | 560824 | Kit hydraulique accessoire complet (mât 4,00 m) Kompletter kit zübehör hydraulik (hubmast 4,00 m) Kit hidraulico accesorio completo (mástil 4,00 m) Complete attachment hydraulic kit (mast 4,00 m) Kit idraulico accessorio completo (rampa 4,00 m) |
| 6 | 560825 | Kit hydraulique accessoire complet (mât 4,50 m) Kompletter kit zübehör hydraulik (hubmast 4,50 m) Kit hidraulico accesorio completo (mástil 4,50 m) Complete attachment hydraulic kit (mast 4,50 m) Kit idraulico accessorio completo (rampa 4,50 m) |
| 7 | 560826 | Kit hydraulique accessoire complet (mât 5,00 m) Kompletter kit zübehör hydraulik (hubmast 5,00 m) Kit hidraulico accesorio completo (mástil 5,00 m) Complete attachment hydraulic kit (mast 5,00 m) Kit idraulico accessorio completo (rampa 5,00 m) |
| 8 | 168850 | Demi-collier - Halb-klemme Media abrazadera - Half-clamp Fascetta - |

| 1 | 2 | 3 | 4 | 5 | 6 | 7 | 8 | 9 | 10 | 11 | 12 | 13 | 14 | 15 | 16 | 17 | 18 | 19 | 20 |
|---|---|---|---|---|---|---|---|---|----|----|----|----|----|----|----|----|----|----|----|
| | | | | | 1 | | | 1 | | | 1 | | | | | | | | |
| | | | | | 1 | | | 1 | | | 1 | | | | | | | | |
| | | | | | 1 | | | 1 | | | 1 | | | | | | | | |
| | | | | | 1 | | | 1 | | | 1 | | | | | | | | |
| | | | | | 1 | | | 1 | | | 1 | | | | | | | | |
| | | | | | 1 | | | 1 | | | 1 | | | | | | | | |
| | | | | | 8 | | | 8 | | | 8 | | | | | | | | |

+

Catalogue : 647010

2

KIT HYDRAULIQUE ACCESSOIRE 4ème ELEMENT (Double effet) (FEMB)
 KIT 4tr ELEMENT ZUBEHOR HYDRAULIK (Doppeltwirkend) (FEMB)
 KIT HIDRAULICO ACCESORIO 4to ELEMENTO (Doble efecto) (FEMB)
 4th ELEMENT ATTACHMENT HYDRAULIC KIT (Double-acting) (FEMB)
 KIT IDRAULICO ACCESSORIO 4 ELEMENTO (Doppio effetto) (FEMB)

Qté-Menge-Cant-Qty-Q.ta

10 AD

88

M

| | |
|-----------------------|-----------------------|
| 1- M 26-2 S3 E2/E3 | 11- MC 70 PS S3 E2/E3 |
| 2- M 30-2 S3 E2/E3 | 12- M-X 30-4 S3-E3 |
| 3- M 26-4 S3 E2/E3 | 13- M-X 50-4 S3-E3 |
| 4- M 30-4 S3 E2/E3 | 14- M-X 70-2 S3-E3 |
| 5- M 40-4 S3 E2/E3 | 15- |
| 6- M 50-4 S3 E2/E3 | 16- |
| 7- MC 30 S3 E2/E3 | 17- |
| 8- MC 40 PS S3 E2/E3 | 18- |
| 9- MC 50 PS S3 E2/E3 | 19- |
| 10- MC 60 PS S3 E2/E3 | 20- |

| Rep Hinw Fig Item Rif | Numéro Teil-Nr Numero Part-Nr Part-Nr | Désignation Bezeichnung Descripcion Description Descrizione | | | | | | | | | | | | | | | | | | | | |
|-----------------------------------|---|---|---|---|---|---|---|---|---|---|---|----|----|----|----|----|----|----|----|----|----|----|
| | | | 1 | 2 | 3 | 4 | 5 | 6 | 7 | 8 | 9 | 10 | 11 | 12 | 13 | 14 | 15 | 16 | 17 | 18 | 19 | 20 |
| 9 | 9142 | Vis CHc,M 6- 35 zinguée Tornillo Vite | - Schraube - Screw - | | | | | | 8 | | | | 8 | | | | | 8 | | | | |
| 10 | 164615 | Poulie de flexible Polea de flexible Puleggia di flessibile | - Schlauchriemen - Hose pulley - | | | | | | 2 | | | | 2 | | | | | 2 | | | | |
| 11 | 61685 | Rondelle M 24 ZN Arandela Rondella | - Unterlegscheibe - Washer - | | | | | | 4 | | | | 4 | | | | | 4 | | | | |
| 13 | 61685 | Rondelle M 24 ZN Arandela Rondella | - Unterlegscheibe - Washer - | | | | | | 4 | | | | 4 | | | | | 4 | | | | |
| 14 | 175497 | Raccord Union Passe-cloison Racor Raccordo | - Verschraubung - Connection - | | | | | | 2 | | | | 2 | | | | | 2 | | | | |
| 15 | 169436 | Joint torique Junta tórica Anello OR | - "0" ring - "0" ring - | | | | | | X | | | | X | | | | | X | | | | |
| 16 | 192038 | Raccord rapide mâle Racor rapido macho Raccordo maschio | - Verschraubung männl. - Quick male union - | | | | | | 2 | | | | 2 | | | | | 2 | | | | |
| 17 | 192039 | Bouchon Tapón Tappo | - Stopfen - Plug - | | | | | | 2 | | | | 2 | | | | | 2 | | | | |
| 18 | 192040 | Embout Tapón Ghiera | - Stopfen - Plug - | | | | | | 2 | | | | 2 | | | | | 2 | | | | |
| 19 | 5324 | Vis CHc,M 8- 50 zinguée Tornillo Vite | - Schraube - Screw - | | | | | | 2 | | | | 2 | | | | | 2 | | | | |
| 20 | 42325 | Rondelle W 8 ZN Arandela Rondella | - Unterlegscheibe - Washer - | | | | | | 2 | | | | 2 | | | | | 2 | | | | |

+

Catalogue : 647010

3

KIT HYDRAULIQUE ACCESSOIRE 4ème ELEMENT (Double effet) (FEMB)
 KIT 4tr ELEMENT ZUBEHOR HYDRAULIK (Doppeltwirkend) (FEMB)
 KIT HIDRAULICO ACCESORIO 4to ELEMENTO (Doble efecto) (FEMB)
 4th ELEMENT ATTACHMENT HYDRAULIC KIT (Double-acting) (FEMB)
 KIT IDRAULICO ACCESSORIO 4 ELEMENTO (Doppio effetto) (FEMB)

Qté-Menge-Cant-Qty-Q.ta

10 AD

88

M

| | |
|-----------------------|-----------------------|
| 1- M 26-2 S3 E2/E3 | 11- MC 70 PS S3 E2/E3 |
| 2- M 30-2 S3 E2/E3 | 12- M-X 30-4 S3-E3 |
| 3- M 26-4 S3 E2/E3 | 13- M-X 50-4 S3-E3 |
| 4- M 30-4 S3 E2/E3 | 14- M-X 70-2 S3-E3 |
| 5- M 40-4 S3 E2/E3 | 15- |
| 6- M 50-4 S3 E2/E3 | 16- |
| 7- MC 30 S3 E2/E3 | 17- |
| 8- MC 40 PS S3 E2/E3 | 18- |
| 9- MC 50 PS S3 E2/E3 | 19- |
| 10- MC 60 PS S3 E2/E3 | 20- |

| Rep Hinw Fig Item Rif | Numéro Teil-Nr Numero Part-Nr Part-Nr | Désignation Bezeichnung Descripcion Description Descrizione |
|-----------------------------------|---|---|
| 21 | 58528 | Ecrou H ,M 8 ZN Tuerca Dado - Mutter - Nut - |
| 23 | 169438 | Joint d'étanchéité Junta de estanqueidad Guarnizione - Dichtungsring - Seal - |
| 24 | 168906 | Raccord Union Prolongateur Racor Raccordo - Verschraubung - Connection - |
| 25 | 169373 | Joint torique Junta tórica Anello OR - "0" ring - "0" ring - |
| 26 | 219763 | Flexible (Lg 2400) Flexible Flessibile - Schlauch - Hose - |
| 27 | 190874 | Joint torique Junta tórica Anello OR - "0" ring - "0" ring - |
| 28 | 173038 | Raccord Union Racor Raccordo - Verschraubung - Connection - |
| 29 | 219764 | Flexible (Lg 2800) Flexible Flessibile - Schlauch - Hose - |
| 30 | 170608 | Raccord Union Réducteur Racor Raccordo - Verschraubung - Connection - |
| 31 | 168758 | Demi-collier Media abrazadera Fascetta - Halb-klemme - Half-clamp - |
| 32 | 168494 | Plaque de protection Placa de protección Piastra di protezione - Schutzplatte - Protection plate - |

| 1 | 2 | 3 | 4 | 5 | 6 | 7 | 8 | 9 | 10 | 11 | 12 | 13 | 14 | 15 | 16 | 17 | 18 | 19 | 20 |
|---|---|---|---|---|---|---|---|---|----|----|----|----|----|----|----|----|----|----|----|
| | | | | | 2 | | | 2 | | | 2 | | | | | | | | |
| | | | | | X | | | X | | | X | | | | | | | | |
| | | | | | 1 | | | 1 | | | 1 | | | | | | | | |
| | | | | | X | | | X | | | X | | | | | | | | |
| | | | | | 1 | | | 1 | | | 1 | | | | | | | | |
| | | | | | X | | | X | | | X | | | | | | | | |
| | | | | | 1 | | | 1 | | | 1 | | | | | | | | |
| | | | | | 1 | | | 1 | | | 1 | | | | | | | | |
| | | | | | 2 | | | 2 | | | 2 | | | | | | | | |
| | | | | | 2 | | | 2 | | | 2 | | | | | | | | |
| | | | | | 1 | | | 1 | | | 1 | | | | | | | | |

+

Catalogue : 647010

4

KIT HYDRAULIQUE ACCESSOIRE 4ème ELEMENT (Double effet) (FEMB)
 KIT 4tr ELEMENT ZUBEHOR HYDRAULIK (Doppeltwirkend) (FEMB)
 KIT HIDRAULICO ACCESORIO 4to ELEMENTO (Doble efecto) (FEMB)
 4th ELEMENT ATTACHMENT HYDRAULIC KIT (Double-acting) (FEMB)
 KIT IDRAULICO ACCESSORIO 4 ELEMENTO (Doppio effetto) (FEMB)

Qté-Menge-Cant-Qty-Q.ta

10 AD

88

M

1- M 26-2 S3 E2/E3 11- MC 70 PS S3 E2/E3
 2- M 30-2 S3 E2/E3 12- M-X 30-4 S3-E3
 3- M 26-4 S3 E2/E3 13- M-X 50-4 S3-E3
 4- M 30-4 S3 E2/E3 14- M-X 70-2 S3-E3
 5- M 40-4 S3 E2/E3 15-
 6- M 50-4 S3 E2/E3 16-
 7- MC 30 S3 E2/E3 17-
 8- MC 40 PS S3 E2/E3 18-
 9- MC 50 PS S3 E2/E3 19-
 10- MC 60 PS S3 E2/E3 20-

| Rep Hinw Fig Item Rif | Numéro Teil-Nr Numero Part-Nr Part-Nr | Désignation Bezeichnung Descripcion Description Descrizione | 1 | 2 | 3 | 4 | 5 | 6 | 7 | 8 | 9 | 10 | 11 | 12 | 13 | 14 | 15 | 16 | 17 | 18 | 19 | 20 |
|-----------------------------------|---|---|---|---|---|---|---|---|---|---|---|----|----|----|----|----|----|----|----|----|----|----|
| 33 | 55475 | Tige filetée M8 (Lg 90) Varilla fileteada Stelo filettato | - | - | - | - | - | 1 | - | - | 1 | - | - | - | 1 | - | - | - | - | - | - | - |
| 34 | 58528 | Ecrou H ,M 8 ZN Tuerca Dado | - Mutter - Nut - | - | - | - | - | 1 | - | - | 1 | - | - | - | 1 | - | - | - | - | - | - | - |
| 35 | 61545 | Vis H,M 8- 55 zinguée Tornillo Vite | - Schraube - Screw - | - | - | - | - | 2 | - | - | 2 | - | - | - | 2 | - | - | - | - | - | - | - |
| 36 | 168854 | Plaque de protection Placa de protección Piastra di protezione | - Schutzplatte - Protection plate - | - | - | - | - | 2 | - | - | 2 | - | - | - | 2 | - | - | - | - | - | - | - |
| 37 | 174204 | Demi-collier Media abrazadera Fascetta | - Halb-klemme - Half-clamp - | - | - | - | - | 6 | - | - | 6 | - | - | - | 6 | - | - | - | - | - | - | - |
| 38 | 219813 | Support Soporte Supporto | - Träger - Bracket - | - | - | - | - | 1 | - | - | 1 | - | - | - | 1 | - | - | - | - | - | - | - |
| 39 | 42325 | Rondelle W 8 ZN Arandela Rondella | - Unterlegscheibe - Washer - | - | - | - | - | 1 | - | - | 1 | - | - | - | 1 | - | - | - | - | - | - | - |
| 40 | 58528 | Ecrou H ,M 8 ZN Tuerca Dado | - Mutter - Nut - | - | - | - | - | 1 | - | - | 1 | - | - | - | 1 | - | - | - | - | - | - | - |
| 41 | 60482 | Vis H,M16- 30-8.8-ZN8/C Tornillo Vite | - Schraube - Screw - | - | - | - | - | 1 | - | - | 1 | - | - | - | 1 | - | - | - | - | - | - | - |
| 42 | 42322 | Rondelle W16 ZN Arandela Rondella | - Unterlegscheibe - Washer - | - | - | - | - | 1 | - | - | 1 | - | - | - | 1 | - | - | - | - | - | - | - |
| 43 | 189956 | Joint torique Junta tórica Anello OR | - "O" ring - "O" ring - | - | - | - | - | X | - | - | X | - | - | - | X | - | - | - | - | - | - | - |

+

Catalogue : 647010

5

KIT HYDRAULIQUE ACCESSOIRE 4ème ELEMENT (Double effet) (FEMB)
 KIT 4tr ELEMENT ZUBEHOR HYDRAULIK (Doppeltwirkend) (FEMB)
 KIT HIDRAULICO ACCESORIO 4to ELEMENTO (Doble efecto) (FEMB)
 4th ELEMENT ATTACHMENT HYDRAULIC KIT (Double-acting) (FEMB)
 KIT IDRAULICO ACCESSORIO 4 ELEMENTO (Doppio effetto) (FEMB)

Qté-Menge-Cant-Qty-Q.ta

10 AD

88

M

| | |
|-----------------------|-----------------------|
| 1- M 26-2 S3 E2/E3 | 11- MC 70 PS S3 E2/E3 |
| 2- M 30-2 S3 E2/E3 | 12- M-X 30-4 S3-E3 |
| 3- M 26-4 S3 E2/E3 | 13- M-X 50-4 S3-E3 |
| 4- M 30-4 S3 E2/E3 | 14- M-X 70-2 S3-E3 |
| 5- M 40-4 S3 E2/E3 | 15- |
| 6- M 50-4 S3 E2/E3 | 16- |
| 7- MC 30 S3 E2/E3 | 17- |
| 8- MC 40 PS S3 E2/E3 | 18- |
| 9- MC 50 PS S3 E2/E3 | 19- |
| 10- MC 60 PS S3 E2/E3 | 20- |

| Rep Hinw Fig Item Rif | Numéro Teil-Nr Numero Part-Nr Part-Nr | Désignation Bezeichnung Descripcion Description Descrizione |
|-----------------------------------|---|--|
| 44 | 194818 | Flexible (Lg 2650) Flexible Flessibile - Schlauch - Hose - |
| 45 | 196860 | Flexible (Lg 2800) Flexible Flessibile - Schlauch - Hose - |
| 46 | 194819 | Flexible (Lg 2900) Flexible Flessibile - Schlauch - Hose - |
| 47 | 194822 | Flexible (Lg 3150) Flexible Flessibile - Schlauch - Hose - |
| 48 | 194822 | Flexible (Lg 3150) Flexible Flessibile - Schlauch - Hose - |
| 49 | 194491 | Flexible (Lg 3500) Flexible Flessibile - Schlauch - Hose - |
| 50 | 194491 | Flexible (Lg 3500) Flexible Flessibile - Schlauch - Hose - |
| 51 | 194803 | Tube (mât 3,00 m) Tubo (mástil 3,00 m) Tubo (rampa 3,00 m) - Rohr (hubmast 3,00 m) - Tube (mast 3,00 m) - |
| 52 | 194804 | Tube (mât 3,30 m) Tubo (mástil 3,30 m) Tubo (rampa 3,30 m) - Rohr (hubmast 3,30 m) - Tube (mast 3,30 m) - |
| 53 | 194805 | Tube (mât 3,50 m) Tubo (mástil 3,50 m) Tubo (rampa 3,50 m) - Rohr (hubmast 3,50 m) - Tube (mast 3,50 m) - |
| 54 | 194806 | Tube (mât 3,70 m) Tubo (mástil 3,70 m) Tubo (rampa 3,70 m) - Rohr (hubmast 3,70 m) - Tube (mast 3,70 m) - |

| 1 | 2 | 3 | 4 | 5 | 6 | 7 | 8 | 9 | 10 | 11 | 12 | 13 | 14 | 15 | 16 | 17 | 18 | 19 | 20 |
|---|---|---|---|---|---|---|---|---|----|----|----|----|----|----|----|----|----|----|----|
| | | | | | 2 | | | 2 | | | 2 | | | | | | | | |
| | | | | | 2 | | | 2 | | | 2 | | | | | | | | |
| | | | | | 2 | | | 2 | | | 2 | | | | | | | | |
| | | | | | 2 | | | 2 | | | 2 | | | | | | | | |
| | | | | | 2 | | | 2 | | | 2 | | | | | | | | |
| | | | | | 2 | | | 2 | | | 2 | | | | | | | | |
| | | | | | 2 | | | 2 | | | 2 | | | | | | | | |
| | | | | | 2 | | | 2 | | | 2 | | | | | | | | |
| | | | | | 2 | | | 2 | | | 2 | | | | | | | | |

+

Catalogue : 647010

6

KIT HYDRAULIQUE ACCESSOIRE 4ème ELEMENT (Double effet) (FEMB)
 KIT 4tr ELEMENT ZUBEHOR HYDRAULIK (Doppeltwirkend) (FEMB)
 KIT HIDRAULICO ACCESORIO 4to ELEMENTO (Doble efecto) (FEMB)
 4th ELEMENT ATTACHMENT HYDRAULIC KIT (Double-acting) (FEMB)
 KIT IDRAULICO ACCESSORIO 4 ELEMENTO (Doppio effetto) (FEMB)

Qté-Menge-Cant-Qty-Q.ta

10 AD

88

M

| | |
|-----------------------|-----------------------|
| 1- M 26-2 S3 E2/E3 | 11- MC 70 PS S3 E2/E3 |
| 2- M 30-2 S3 E2/E3 | 12- M-X 30-4 S3-E3 |
| 3- M 26-4 S3 E2/E3 | 13- M-X 50-4 S3-E3 |
| 4- M 30-4 S3 E2/E3 | 14- M-X 70-2 S3-E3 |
| 5- M 40-4 S3 E2/E3 | 15- |
| 6- M 50-4 S3 E2/E3 | 16- |
| 7- MC 30 S3 E2/E3 | 17- |
| 8- MC 40 PS S3 E2/E3 | 18- |
| 9- MC 50 PS S3 E2/E3 | 19- |
| 10- MC 60 PS S3 E2/E3 | 20- |

| Rep Hinw Fig Item Rif | Número Teil-Nr Numero Part-Nr Part-Nr | Désignation Bezeichnung Descripcion Description Descrizione |
|-----------------------------------|---|---|
| 55 | 194807 | Tube (mât 4,00 m) - Rohr (hubmast 4,00 m) Tubo (mástil 4,00 m) - Tube (mast 4,00 m) Tubo (rampa 4,00 m) - |
| 56 | 194808 | Tube (mât 4,50 m) - Rohr (hubmast 4,50 m) Tubo (mástil 4,50 m) - Tube (mast 4,50 m) Tubo (rampa 4,50 m) - |
| 57 | 194809 | Tube (mât 5,00 m) - Rohr (hubmast 5,00 m) Tubo (mástil 5,00 m) - Tube (mast 5,00 m) Tubo (rampa 5,00 m) - |
| 58 | 261397 | Raccord Rapide Passe-cloison - Verschraubung Racor - Connection Raccordo passaparete - |
| 59 | 227321 | Rondelle SP 25,5x 40 x 2 ZN12C Unterlegscheibe Arandela - Washer Rondella - |
| 60 | 401668 | Ecrou H ,M24x150-ZN.C-P.CLOISON Mutter Tuerca - Nut Dado - |
| 61 | 261398 | Bouchon - Stopfen Tapón - Plug Tappo - |

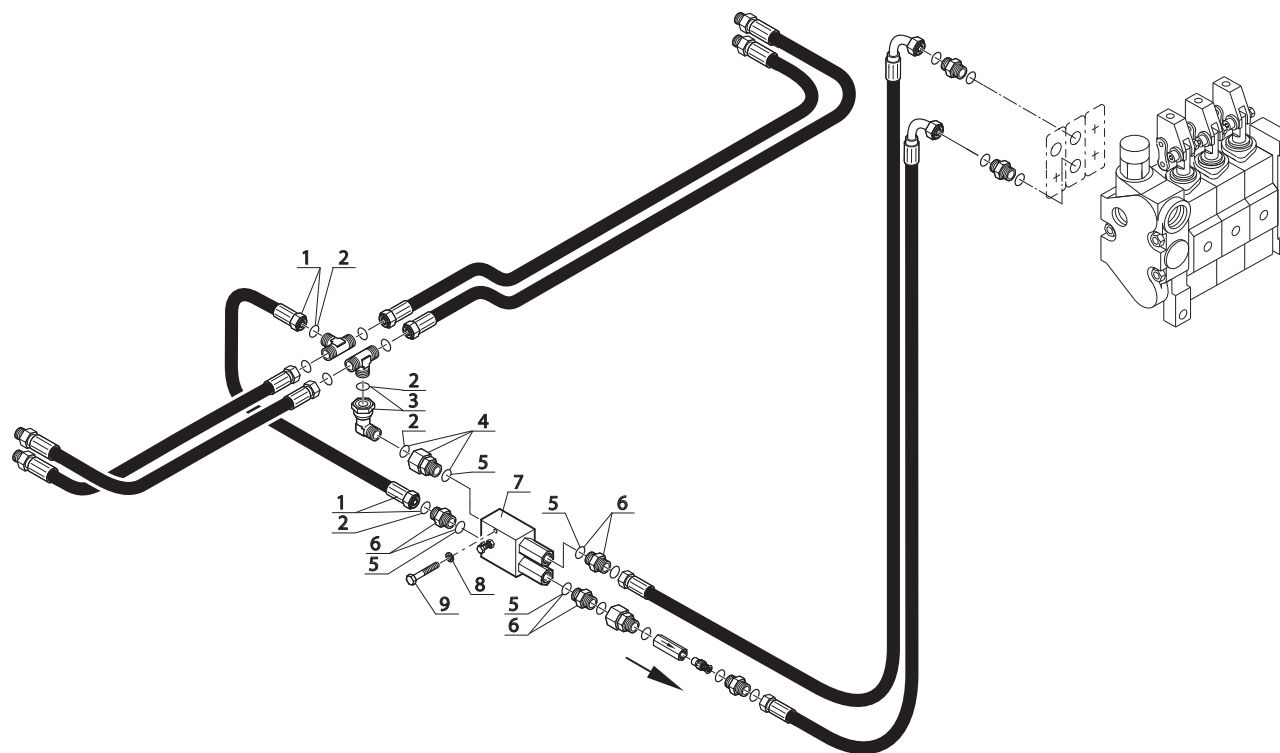
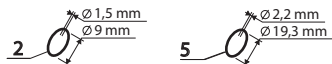
| 1 | 2 | 3 | 4 | 5 | 6 | 7 | 8 | 9 | 10 | 11 | 12 | 13 | 14 | 15 | 16 | 17 | 18 | 19 | 20 |
|---|---|---|---|---|---|---|---|---|----|----|----|----|----|----|----|----|----|----|----|
| | | | | | 2 | | | 2 | | | 2 | | | | | | | | |
| | | | | | 2 | | | 2 | | | 2 | | | | | | | | |
| | | | | | 2 | | | 2 | | | 2 | | | | | | | | |
| | | | | | 2 | | | 2 | | | 2 | | | | | | | | |
| | | | | | 4 | | | 4 | | | 4 | | | | | | | | |
| | | | | | 2 | | | 2 | | | 2 | | | | | | | | |
| | | | | | 2 | | | 2 | | | 2 | | | | | | | | |

10 AF 372

HYDRAULIQUE (Valve d'équilibrage)
HYDRAULIK (Abgleichen ventil)
HIDRAULICO (Válvula de equilibrio)
HYDRAULIC (Balancing valve)
IDRAULICO (Valvola di equilibratura)

M 40-4 S.3 / M 50-4 S.3
MC 40 PS S.3 / MC 50 PS S.3
M-X 50-4 S.3

POUR FLEXIBLE ET RACCORD
FÜR SCHLAUCH UND VERSCHRAUBUNG
PARA FLEXIBLE Y RACOR
FOR HOSE AND CONNECTION
PER FLESSIBILE E RACCORDO




10 CA 70

POUR MAT
FÜR HUBMAST - PARA MASTIL
FOR MAST - PER ALBERO

□ Réf : 560 416
à / bis / a / to / a
Réf : 560 422

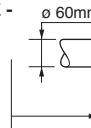
HYDRAULIQUE (Vérin d'élévation)
HYDRAULIK (Hubzylinder)
HIDRAULICO (Cilindro de elevación)
HYDRAULIC (Lifting cylinder)
IDRAULICO (Cilindro di sollevamento)

M 40-4 S.3 / MC 40 PS S.3



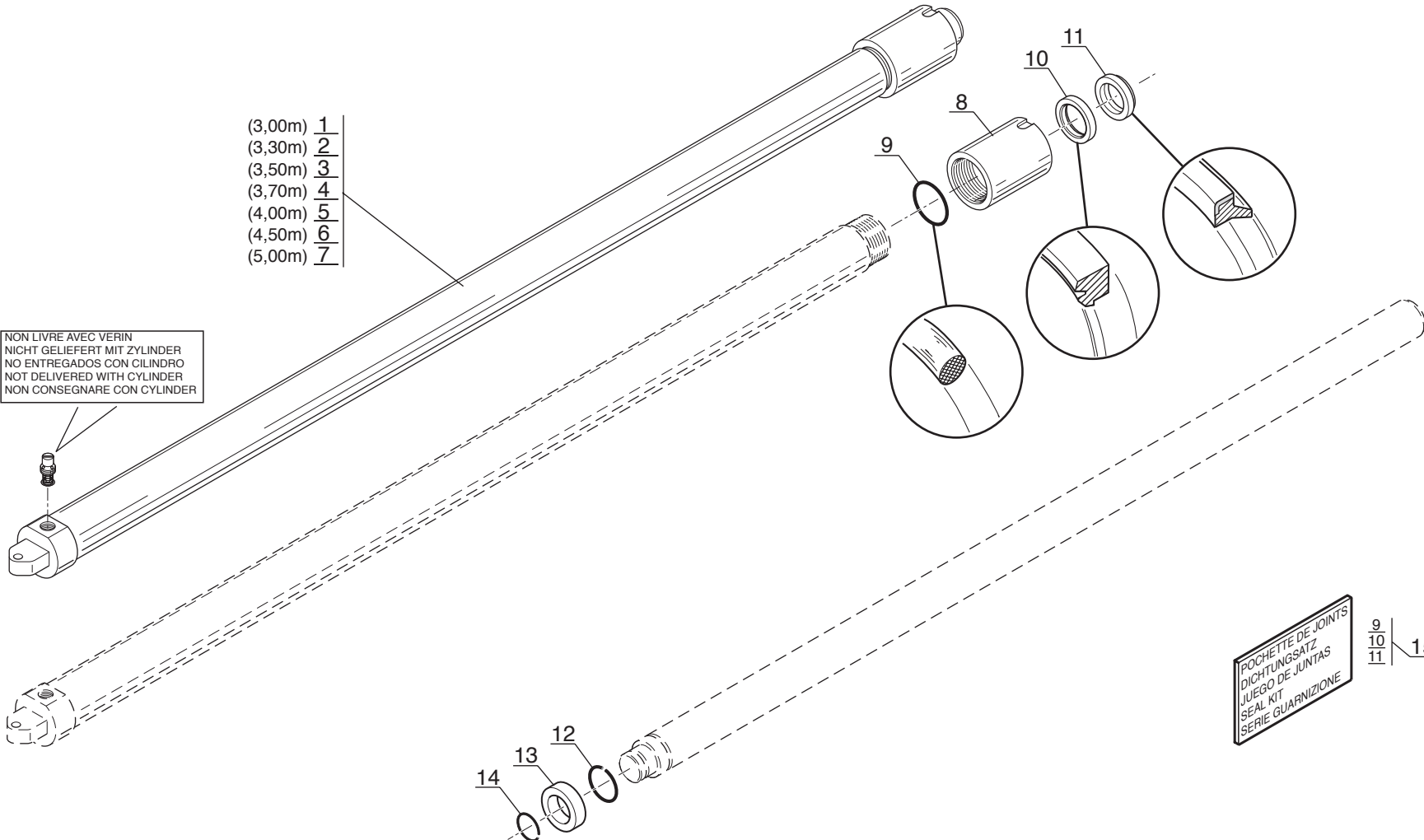
COURSE - HUB - CARRERA - STROKE -
CORSA

| | |
|----------------|----------------|
| 3,00m - 1500mm | 4,00m - 2000mm |
| 3,30m - 1650mm | 4,50m - 2250mm |
| 3,50m - 1750mm | 5,00m - 2500mm |
| 3,70m - 1850mm | |



- (3,00m) 1
- (3,30m) 2
- (3,50m) 3
- (3,70m) 4
- (4,00m) 5
- (4,50m) 6
- (5,00m) 7

NON LIVRE AVEC VERIN
NICHT GELIEFERT MIT ZYLINDER
NO ENTREGADOS CON CILINDRO
NOT DELIVERED WITH CYLINDER
NON CONSEGNARE CON CILINDRO



POCHETTE DE JOINTS
DICHTUNGSATZ
JUEGO DE JUNTAS
SEAL KIT
SERIE GUARNIZIONE

9
10
11

15

Catalogue : 647010

1

HYDRAULIQUE (Vérin d'élévation)
 HYDRAULIK (Hubzylinder)
 HIDRAULICO (Cilindro de elevación)
 HYDRAULIC (Lifting cylinder)
 IDRAULICO (Cilindro di sollevamento)

Qté-Menge-Cant-Qty-Q.ta

10 CA

70

M

- | | |
|-----------------------|-----------------------|
| 1- M 26-2 S3 E2/E3 | 11- MC 70 PS S3 E2/E3 |
| 2- M 30-2 S3 E2/E3 | 12- M-X 30-4 S3-E3 |
| 3- M 26-4 S3 E2/E3 | 13- M-X 50-4 S3-E3 |
| 4- M 30-4 S3 E2/E3 | 14- M-X 70-2 S3-E3 |
| 5- M 40-4 S3 E2/E3 | 15- |
| 6- M 50-4 S3 E2/E3 | 16- |
| 7- MC 30 S3 E2/E3 | 17- |
| 8- MC 40 PS S3 E2/E3 | 18- |
| 9- MC 50 PS S3 E2/E3 | 19- |
| 10- MC 60 PS S3 E2/E3 | 20- |

| Rep Hinw Fig Item Rif | Numéro Teil-Nr Numero Part-Nr Part-Nr | Désignation Bezeichnung Descripcion Description Descrizione | 1 | 2 | 3 | 4 | 5 | 6 | 7 | 8 | 9 | 10 | 11 | 12 | 13 | 14 | 15 | 16 | 17 | 18 | 19 | 20 | |
|-----------------------------------|---|---|---|---|---|---|---|---|---|---|---|----|----|----|----|----|----|----|----|----|----|----|--|
| 1 | 218990 | Vérin d'éléva. D:60mm C:1500mm- Hubzylinder Cilindro de elevación - Lifting cylinder Cilindro di sollevamento - | | | | | 2 | | | 2 | | | | | | | | | | | | | |
| 2 | 218991 | Vérin d'éléva. D:60mm C:1650mm- Hubzylinder Cilindro de elevación - Lifting cylinder Cilindro di sollevamento - | | | | | 2 | | | 2 | | | | | | | | | | | | | |
| 3 | 218992 | Vérin d'éléva. D:60mm C:1750mm- Hubzylinder Cilindro de elevación - Lifting cylinder Cilindro di sollevamento - | | | | | 2 | | | 2 | | | | | | | | | | | | | |
| 4 | 218993 | Vérin d'éléva. D:60mm C:1850mm- Hubzylinder Cilindro de elevación - Lifting cylinder Cilindro di sollevamento - | | | | | 2 | | | 2 | | | | | | | | | | | | | |
| 5 | 218994 | Vérin d'éléva. D:60mm C:2000mm- Hubzylinder Cilindro de elevación - Lifting cylinder Cilindro di sollevamento - | | | | | 2 | | | 2 | | | | | | | | | | | | | |
| 6 | 218995 | Vérin d'éléva. D:60mm C:2250mm- Hubzylinder Cilindro de elevación - Lifting cylinder Cilindro di sollevamento - | | | | | 2 | | | 2 | | | | | | | | | | | | | |
| 7 | 218996 | Vérin d'éléva. D:60mm C:2500mm- Hubzylinder Cilindro de elevación - Lifting cylinder Cilindro di sollevamento - | | | | | 2 | | | 2 | | | | | | | | | | | | | |
| 8 | 169671 | Bague de fermeture - Schlussring Anillo de cierre - Fastening ring Anello di chiusura - | | | | | 1 | | | 1 | | | | | | | | | | | | | |
| 9 | 169670 | Joint torique - "O" ring Junta tórica - "O" ring Anello OR - | | | | | 1 | | | 1 | | | | | | | | | | | | | |
| 10 | 5307 | Joint d'étanchéité - Dichtungsring Junta de estanqueidad - Seal Guarnizione - | | | | | 1 | | | 1 | | | | | | | | | | | | | |
| 11 | 5308 | Joint d'étanchéité - Dichtungsring Junta de estanqueidad - Seal Guarnizione - | | | | | 1 | | | 1 | | | | | | | | | | | | | |

+


POUR MAT
FÜR HUBMAST - PARA MASTIL
FOR MAST - PER ALBERO

HYDRAULIQUE (Vérin d'élévation)
HYDRAULIK (Hubzylinder)
HIDRAULICO (Cilindro de elevación)
HYDRAULIC (Lifting cylinder)
IDRAULICO (Cilindro di sollevamento)

10 CA 71

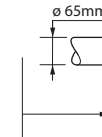
□ Réf : 560 430
à / bis / a / to / a
Réf : 560 436

M 50-4 S.3 / MC 50 PS S.3
M-X 50-4 S.3



COURSE - HUB - CARRERA - STROKE -
CORSA

| | |
|----------------|----------------|
| 3,00m - 1500mm | 4,00m - 2000mm |
| 3,30m - 1650mm | 4,50m - 2250mm |
| 3,50m - 1750mm | 5,00m - 2500mm |
| 3,70m - 1850mm | |

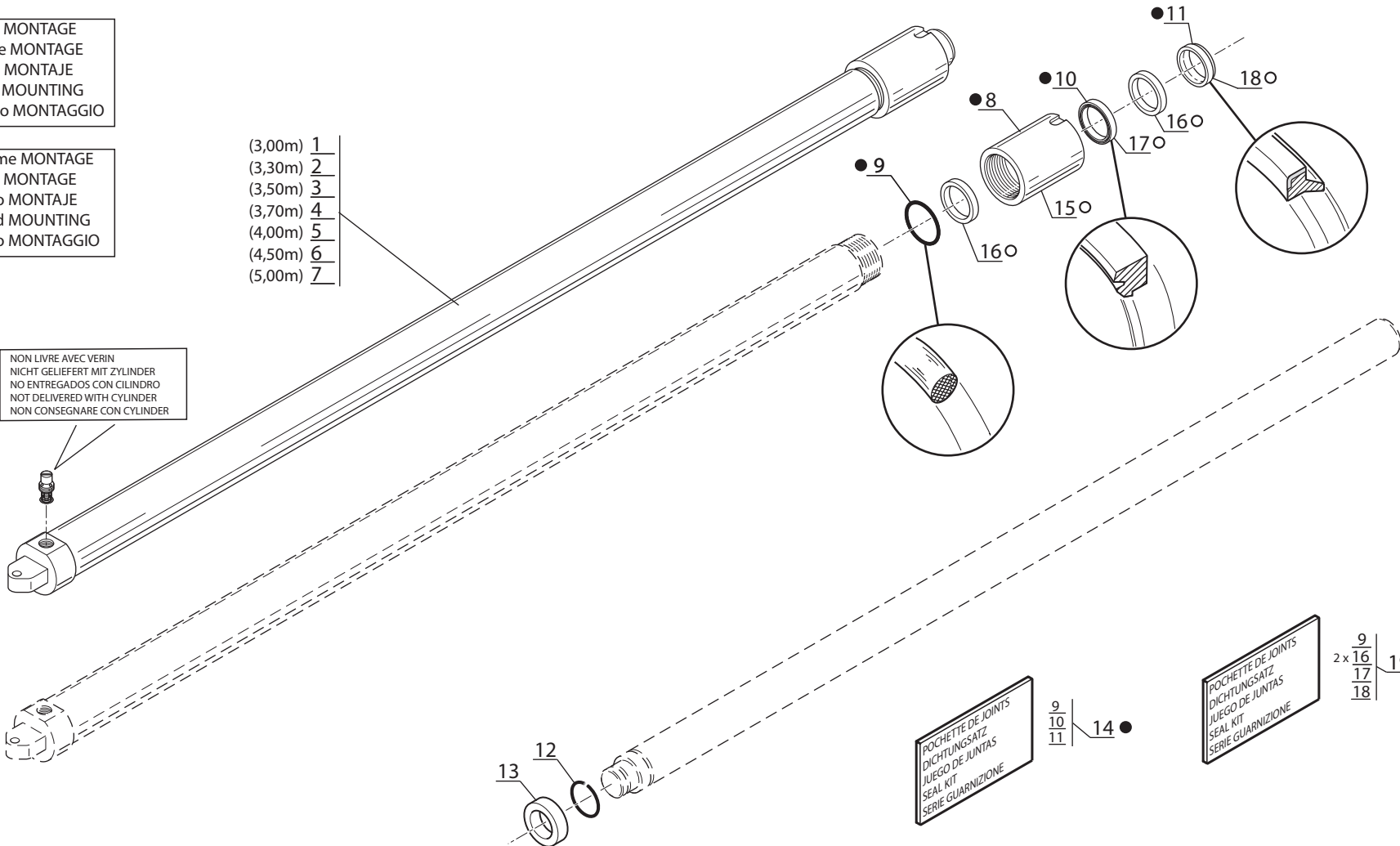


● 1er MONTAGE
1ste MONTAGE
1ro MONTAJE
1st MOUNTING
1mo MONTAGGIO

○ 2ème MONTAGE
2te MONTAGE
2do MONTAJE
2nd MOUNTING
2do MONTAGGIO

| | |
|---------|---|
| (3,00m) | 1 |
| (3,30m) | 2 |
| (3,50m) | 3 |
| (3,70m) | 4 |
| (4,00m) | 5 |
| (4,50m) | 6 |
| (5,00m) | 7 |

NON LIVRE AVEC VERIN
NICHT GELIEFERT MIT ZYLINDER
NO ENTREGADOS CON CILINDRO
NOT DELIVERED WITH CYLINDER
NON CONSEGNARE CON CILINDRO



POCHETTE DE JOINTS
DICHTUNGSATZ
JUEGO DE JUNTAS
SEAL KIT
SERIE GUARNIZIONE

9
10
11

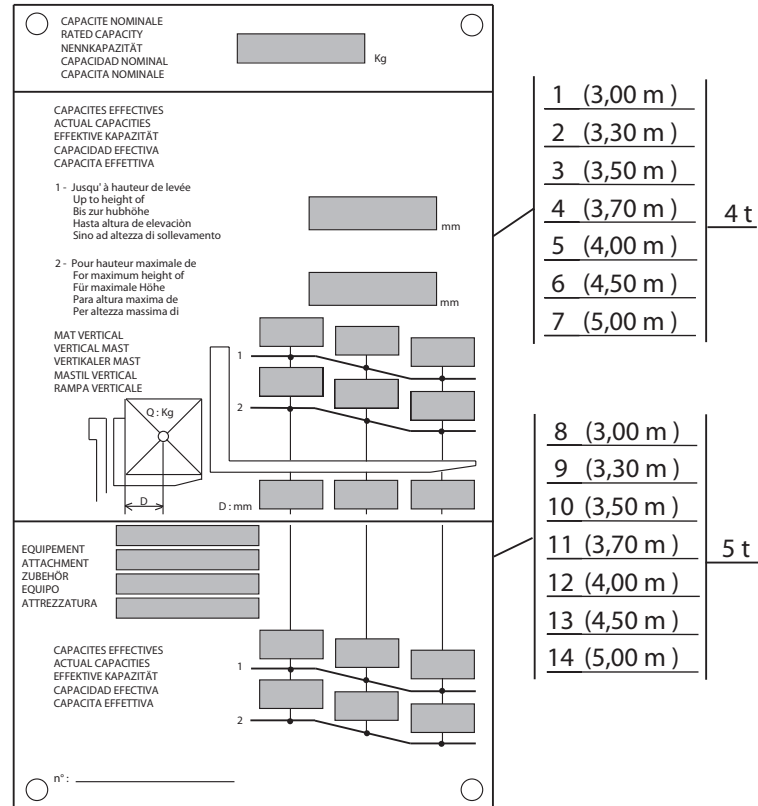
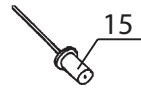
POCHETTE DE JOINTS
DICHTUNGSATZ
JUEGO DE JUNTAS
SEAL KIT
SERIE GUARNIZIONE

2 x 9
16
17
18

Catalogue : 647010

| 1 | HYDRAULIQUE (Vérin d'élévation) HYDRAULIK (Hubzylinder) HIDRAULICO (Cilindro de elevación) HYDRAULIC (Lifting cylinder) IDRAULICO (Cilindro di sollevamento) | | | Qté-Menge-Cant-Qty-Q.ta | | | | | | | | | | | | | | | | 10 CA | 71 | M | |
|----|--|--|---|-------------------------|---|---|---|---|---|---|---|---|----|----|----|----|----|----|----|-------|----|----|----|
| | Rep Hinw Fig Item Rif | Numéro Teil-Nr Numero Part-Nr Part-Nr | Désignation Bezeichnung Description Description | 1 | 2 | 3 | 4 | 5 | 6 | 7 | 8 | 9 | 10 | 11 | 12 | 13 | 14 | 15 | 16 | 17 | 18 | 19 | 20 |
| 1 | 218997 | Vérin d'éléva. D:65mm C:1500mm- Cilindro de elevación - Cilindro di sollevamento - | Hubzylinder - Lifting cylinder - | | | | | | 2 | | | 2 | | | | 2 | | | | | | | |
| 2 | 218998 | Vérin d'éléva. D:65mm C:1650mm- Cilindro de elevación - Cilindro di sollevamento - | Hubzylinder - Lifting cylinder - | | | | | | 2 | | | 2 | | | | 2 | | | | | | | |
| 3 | 218999 | Vérin d'éléva. D:65mm C:1750mm- Cilindro de elevación - Cilindro di sollevamento - | Hubzylinder - Lifting cylinder - | | | | | | 2 | | | 2 | | | | 2 | | | | | | | |
| 4 | 219000 | Vérin d'éléva. D:65mm C:1850mm- Cilindro de elevación - Cilindro di sollevamento - | Hubzylinder - Lifting cylinder - | | | | | | 2 | | | 2 | | | | 2 | | | | | | | |
| 5 | 219001 | Vérin d'éléva. D:65mm C:2000mm- Cilindro de elevación - Cilindro di sollevamento - | Hubzylinder - Lifting cylinder - | | | | | | 2 | | | 2 | | | | 2 | | | | | | | |
| 6 | 219002 | Vérin d'éléva. D:65mm C:2250mm- Cilindro de elevación - Cilindro di sollevamento - | Hubzylinder - Lifting cylinder - | | | | | | 2 | | | 2 | | | | 2 | | | | | | | |
| 7 | 219003 | Vérin d'éléva. D:65mm C:2500mm- Cilindro de elevación - Cilindro di sollevamento - | Hubzylinder - Lifting cylinder - | | | | | | 2 | | | 2 | | | | 2 | | | | | | | |
| 8 | 197705 | Bague de fermeture Anillo de cierre Anello di chiusura | - Schlussring - Fastening ring - | | | | | | 1 | | | 1 | | | | 1 | | | | | | | |
| 9 | 197710 | Joint torique Junta tórica Anello OR | - "O" ring - "O" ring - | | | | | | 1 | | | 1 | | | | 1 | | | | | | | |
| 10 | 197708 | Joint d'étanchéité Junta de estanqueidad Guarnizione | - Dichtungsring - Seal - | | | | | | 1 | | | 1 | | | | 1 | | | | | | | |
| 11 | 197709 | Joint d'étanchéité Junta de estanqueidad Guarnizione | - Dichtungsring - Seal - | | | | | | 1 | | | 1 | | | | 1 | | | | | | | |

+



Catalogue : 647010

1

ABAQUE DE CHARGE
BELASTUNG TABELLE
ABACO DE CARGA
LOAD CHART
ABACO DI CARICO

Qté-Menge-Cant-Qty-Q.ta

12 AA

12

M

| | |
|-----------------------|-----------------------|
| 1- M 26-2 S3 E2/E3 | 11- MC 70 PS S3 E2/E3 |
| 2- M 30-2 S3 E2/E3 | 12- M-X 30-4 S3-E3 |
| 3- M 26-4 S3 E2/E3 | 13- M-X 50-4 S3-E3 |
| 4- M 30-4 S3 E2/E3 | 14- M-X 70-2 S3-E3 |
| 5- M 40-4 S3 E2/E3 | 15- |
| 6- M 50-4 S3 E2/E3 | 16- |
| 7- MC 30 S3 E2/E3 | 17- |
| 8- MC 40 PS S3 E2/E3 | 18- |
| 9- MC 50 PS S3 E2/E3 | 19- |
| 10- MC 60 PS S3 E2/E3 | 20- |

| Rep Hinw Fig Item Rif | Numéro Teil-Nr Numero Part-Nr Part-Nr | Désignation Bezeichnung Descripcion Description Descrizione |
|-----------------------------------|---|--|
| 1 | 197208 | Abaque CM 40/50 /3M - Belastung tabelle Abaco de carga - Load chart Diagramma di carico - |
| 2 | 197209 | Abaque CM 40/50 /3M30 - Belastung tabelle Abaco de carga - Load chart Diagramma di carico - |
| 3 | 197210 | Abaque CM 40/50 /3M50 - Belastung tabelle Abaco de carga - Load chart Diagramma di carico - |
| 4 | 197211 | Abaque CM 40/50 /3M70 - Belastung tabelle Abaco de carga - Load chart Diagramma di carico - |
| 5 | 197212 | Abaque CM 40/50 /4M - Belastung tabelle Abaco de carga - Load chart Diagramma di carico - |
| 6 | 197213 | Abaque CM 40/50 /4M50 - Belastung tabelle Abaco de carga - Load chart Diagramma di carico - |
| 7 | 197214 | Abaque CM 40/50 4M /5M - Belastung tabelle Abaco de carga - Load chart Diagramma di carico - |
| 8 | 239175 | Abaque M 50/60 /3M - Belastung tabelle Abaco - Load chart Diagramma - |
| 9 | 239176 | Abaque M 50/60 /3M30 - Belastung tabelle Abaco - Load chart Diagramma - |
| 10 | 239177 | Abaque M 50/60 /3M50 - Belastung tabelle Abaco - Load chart Diagramma - |
| 11 | 239178 | Abaque M 50/60 /3M70 - Belastung tabelle Abaco - Load chart Diagramma - |

| 1 | 2 | 3 | 4 | 5 | 6 | 7 | 8 | 9 | 10 | 11 | 12 | 13 | 14 | 15 | 16 | 17 | 18 | 19 | 20 |
|---|---|---|---|---|---|---|---|---|----|----|----|----|----|----|----|----|----|----|----|
| | | | | 1 | | | 1 | | | | | | | | | | | | |
| | | | | 1 | | | 1 | | | | | | | | | | | | |
| | | | | 1 | | | 1 | | | | | | | | | | | | |
| | | | | 1 | | | 1 | | | | | | | | | | | | |
| | | | | 1 | | | 1 | | | | | | | | | | | | |
| | | | | 1 | | | 1 | | | | | | | | | | | | |
| | | | | 1 | | | 1 | | | | | | | | | | | | |
| | | | | 1 | | | 1 | | | | | | | | | | | | |
| | | | | 1 | | | 1 | | | | | | | | | | | | |
| | | | | 1 | | | 1 | | | | | | | | | | | | |

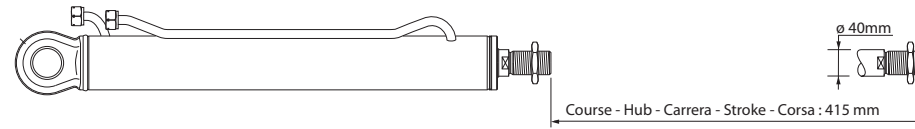


INCLINAISON MAT DOUBLE
DOPPELT HUBMAST NEIGUNG
INCLINACION MASTIL DOBLE
DOUBLE MAST TILTING
INCLINAZIONE RAMPA DUPLEX

10 CD 35

HYDRAULIQUE (Vérin d'inclinaison) (Inclinaison standard 15°/15°)
 HYDRAULIK (Neigungszylinder) (Standard neigung 15°/15°)
 HIDRAULICO (Cilindro de inclinación) (Inclinación estandar 15°/15°)
 HYDRAULIC (Tilting cylinder) (Standard tilting 15°/15°)
 IDRAULICO (Cilindro di inclinazione) (Inclinazione standard 15°/15°)

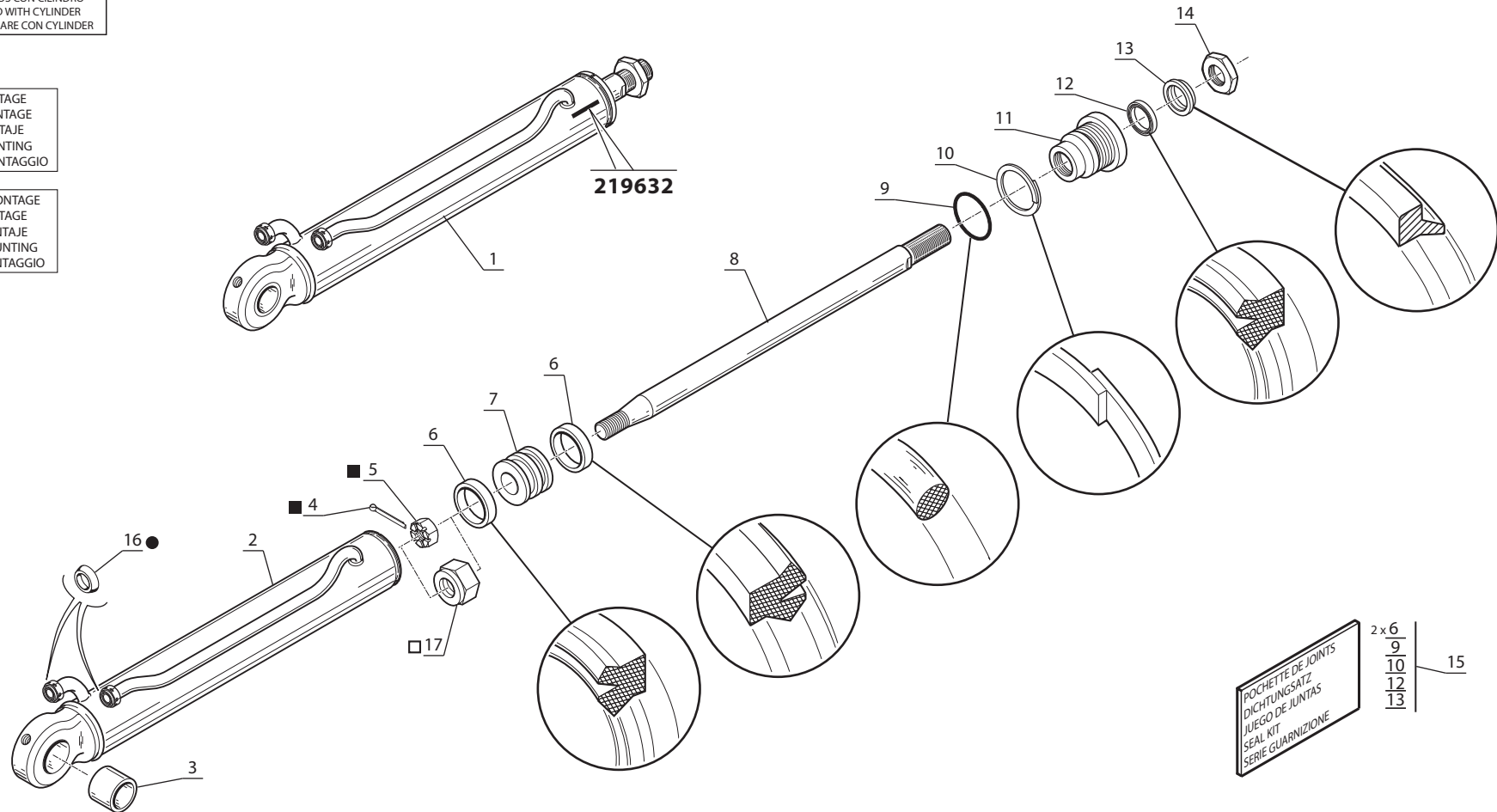
**M 40-4 S.3 / M 50-4 S.3
 MC 40 PS S.3 / MC 50 PS S.3
 M-X 50-4 S.3-E3**



● NON LIVRE AVEC VERIN
 NICHT GELIEFERT MIT ZYLINDER
 NO ENTREGADOS CON CILINDRO
 NOT DELIVERED WITH CYLINDER
 NON CONSEGNARE CON CYLINDER

■ 1er MONTAGE
 1ste MONTAGE
 1ro MONTAJE
 1st MOUNTING
 1mo MONTAGGIO

□ 2ème MONTAGE
 2te MONTAGE
 2do MONTAJE
 2nd MOUNTING
 2do MONTAGGIO



POCHETTE DE JOINTS
 DICHTUNGSATZ
 JUEGO DE JUNTAS
 SEAL KIT
 SERIE GUARNIZIONE

| | |
|-----|----|
| 2x6 | 15 |
| 9 | |
| 10 | |
| 12 | |

Catalogue : 647010

1

HYDRAULIQUE (Vérin d'inclinaison) (standard 15°/15°)
 HYDRAULIK (Neigungszylinder) (standard 15°/15°)
 HIDRAULICO (Cilindro de inclinación) (estándar 15°/15°)
 HYDRAULIC (Tilting cylinder) (standard 15°/15°)
 IDRAULICO (Cilindro di inclinazione) (standard 15°/15°)

Qté-Menge-Cant-Qty-Q.ta

10 CD

35

M

| | |
|-----------------------|-----------------------|
| 1- M 26-2 S3 E2/E3 | 11- MC 70 PS S3 E2/E3 |
| 2- M 30-2 S3 E2/E3 | 12- M-X 30-4 S3-E3 |
| 3- M 26-4 S3 E2/E3 | 13- M-X 50-4 S3-E3 |
| 4- M 30-4 S3 E2/E3 | 14- M-X 70-2 S3-E3 |
| 5- M 40-4 S3 E2/E3 | 15- |
| 6- M 50-4 S3 E2/E3 | 16- |
| 7- MC 30 S3 E2/E3 | 17- |
| 8- MC 40 PS S3 E2/E3 | 18- |
| 9- MC 50 PS S3 E2/E3 | 19- |
| 10- MC 60 PS S3 E2/E3 | 20- |

| Rep Hinw Fig Item Rif | Número Teil-Nr Numero Part-Nr Part-Nr | Désignation Bezeichnung Descripcion Description Descrizione |
|-----------------------------------|---|--|
| 1 | 219632 | Vérin inclinai. D:40mm C:415mm- Neigungszylinder Cilindro de inclinación - Tilting cylinder Cilindro di inclinazione - |
| 2 | 181257 | Corps de vérin - Zylinder körper Cuerpo de cilindro - Cylinder body Camicia del cilindro - |
| 3 | 181246 | Bague - Büchse Anillo - Bushing Anello - |
| 4 | 42811 | Goupille V 5 x 63 zinguée - Stift Pasador - Pin Spina - |
| 5 | 31717 | Ecrou HK,M30-200 zingué - Mutter Tuerca - Nut Dado - |
| 6 | 19953 | Joint d'étanchéité - Dichtungsring Junta de estanqueidad - Seal Guarnizióne - |
| 7 | 31721 | Piston de vérin - Zylinderkolben Pistón de cilindro - Cylinder piston Pistone del cilindro - |
| 8 | 181258 | Tige de vérin - Zylinder stange Vástago de cilindro - Cylinder rod Stelo del cilindro - |
| 9 | 4040 | Joint torique - "O" ring Junta tórica - "O" ring Anello OR - |
| 10 | 182268 | Joint anti-extrusion - Abstützdichtung Junta antiextrusión - Anti-extrusion seal Guarnizióne anti estrusione - |
| 11 | 186755 | Bague de fermeture - Schlussring Anillo de cierre - Fastening ring Anello di chiusura - |

| 1 | 2 | 3 | 4 | 5 | 6 | 7 | 8 | 9 | 10 | 11 | 12 | 13 | 14 | 15 | 16 | 17 | 18 | 19 | 20 |
|---|---|---|---|---|---|---|---|---|----|----|----|----|----|----|----|----|----|----|----|
| | | | | 2 | 2 | | 2 | 2 | | | | 2 | | | | | | | |
| | | | | 1 | 1 | | 1 | 1 | | | | 1 | | | | | | | |
| | | | | 1 | 1 | | 1 | 1 | | | | 1 | | | | | | | |
| | | | | 1 | 1 | | 1 | 1 | | | | 1 | | | | | | | |
| | | | | 1 | 1 | | 1 | 1 | | | | 1 | | | | | | | |
| | | | | 1 | 1 | | 1 | 1 | | | | 1 | | | | | | | |
| | | | | 1 | 1 | | 1 | 1 | | | | 1 | | | | | | | |
| | | | | 1 | 1 | | 1 | 1 | | | | 1 | | | | | | | |
| | | | | 1 | 1 | | 1 | 1 | | | | 1 | | | | | | | |

+

MAT DOUBLE - DOPPELT HUBMAST MASTIL DOBLE - DOUBLE MAST RAMPA DUPLEX

3,60m à / bis / a / to / a 4,50m

Ref : 560 352
à / bis / a / to / a
Ref : 560 354

MC 60 PS S3

Ref : 560 355
à / bis / a / to / a
Ref : 560 357

MC 70 PS S3 / M-X 70-2 S3

1er MONTAGE
1ste MONTAGE
1ro MONTAJE
1st MOUNTING
1mo MONTAGGIO

5 AA 97

1er MONTAGE
1ste MONTAGE
1ro MONTAJE
1st MOUNTING
1mo MONTAGGIO

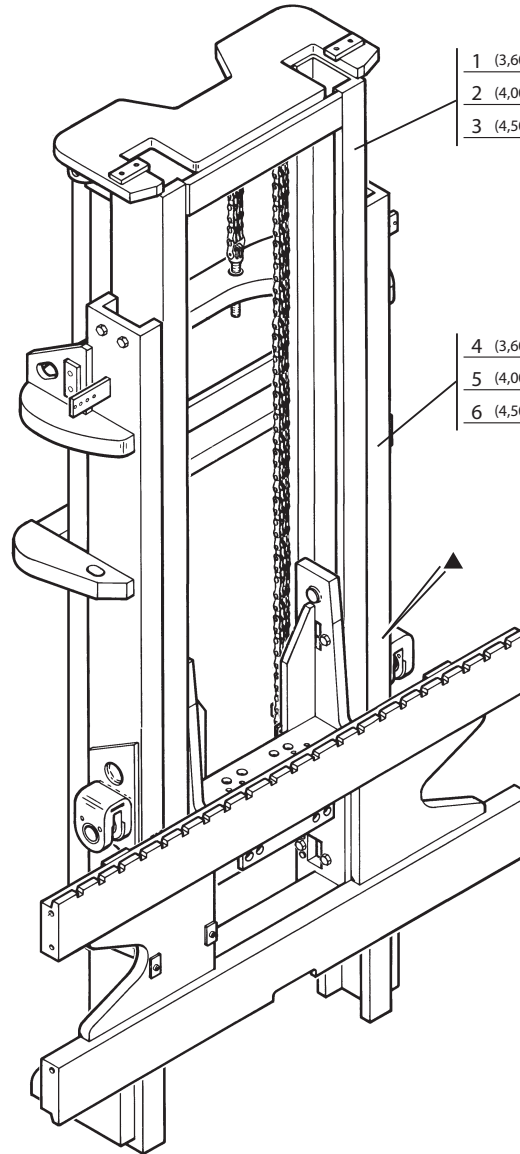
MAT DOUBLE (Hauteur de levée : 3,60m à 4,50m)
DOPPELT HUBMAST (Hubhöhe : 3,60m bis 4,50m)
MASTIL DOBLE (Altura de levantamiento : 3,60 a 4,50m)
DOUBLE MAST (Lift height : 3,60 to 4,50m)
RAMPA DUPLEX (Altezza di sollevamento : 3,60 a 4,50m)

(Inclinaison standard - Standard neigung - Inclinación estandard - Standard tilting - Inclinazione standard : 15°/15°)

MC 60 PS S.3 / MC 70 PS S.3
M-X 70-2 S.3

▲ N° DE MAT A SPECIFIER POUR TOUTE COMMANDE DE PIECES
HUBMAST NUMMER ZUGEBEN FÜR ALLE TEILE
N° DE MASTIL A ESPECIFICAR PARA TODAS PEDIDAS DE PIEZAS
MAST NUMBER TO SPECIFY FOR ALL PARTS ORDER
N° CARRELLO DA SPECIFICARE PER TUTTE GLI ORDINI DEL PARTICOLARI

| | 6T | 7T |
|--------|---------|---------|
| 3,60 m | 560 352 | 560 355 |
| 4,00 m | 560 353 | 560 356 |
| 4,50 m | 560 354 | 560 357 |



- 1 (3,60 m)
- 2 (4,00 m)
- 3 (4,50 m)

(6 T) ▲ 5 AA 98 - 5 AC 40 - 10 AC 17
10 AD 188 - 10 AD 189 - 10 CA 72
12 AA 437

- 4 (3,60 m)
- 5 (4,00 m)
- 6 (4,50 m)

(7 T) ▲ 5 AA 98 - 5 AC 40 - 10 AC 17
10 AD 188 - 10 AD 189 - 10 CA 73
12 AA 437

Catalogue : 647010

1

MAT DOUBLE (Hauteur de levée : 3m60 à 4m50)
 DOPPELT HUBMAST (Hubhöhe : 3m60 bis 4m50)
 MASTIL DOBLE (Altura de levantamiento : 3m60 a 4m50)
 DOUBLE MAST (Lift height : 3m60 to 4m50)
 RAMPA DUPLEX (Altezza di sollevamento : 3m60 a 4m50)

Qté-Menge-Cant-Qty-Q.ta

5 AA

97

M

- | | |
|-----------------------|-----------------------|
| 1- M 26-2 S3 E2/E3 | 11- MC 70 PS S3 E2/E3 |
| 2- M 30-2 S3 E2/E3 | 12- M-X 30-4 S3-E3 |
| 3- M 26-4 S3 E2/E3 | 13- M-X 50-4 S3-E3 |
| 4- M 30-4 S3 E2/E3 | 14- M-X 70-2 S3-E3 |
| 5- M 40-4 S3 E2/E3 | 15- |
| 6- M 50-4 S3 E2/E3 | 16- |
| 7- MC 30 S3 E2/E3 | 17- |
| 8- MC 40 PS S3 E2/E3 | 18- |
| 9- MC 50 PS S3 E2/E3 | 19- |
| 10- MC 60 PS S3 E2/E3 | 20- |

| Rep Hinw Fig Item Rif | Numéro Teil-Nr Numero Part-Nr Part-Nr | Désignation Bezeichnung Descripcion Description Descrizione |
|-----------------------------------|---|---|
| 1 | 560352 | Mât double complet (3,60 m) - Kompletter doppelt hubmast Mastil doble completo - Complete double mast Rampa duplex completo - |
| 2 | 560353 | Mât double complet (4,00 m) - Kompletter doppelt hubmast Mastil doble completo - Complete double mast Rampa duplex completo - |
| 3 | 560354 | Mât double complet (4,50 m) - Kompletter doppelt hubmast Mastil doble completo - Complete double mast Rampa duplex completo - |
| 4 | 560355 | Mât double complet (3,60 m) - Kompletter doppelt hubmast Mastil doble completo - Complete double mast Rampa duplex completo - |
| 5 | 560356 | Mât double complet (4,00 m) - Kompletter doppelt hubmast Mastil doble completo - Complete double mast Rampa duplex completo - |
| 6 | 560357 | Mât double complet (4,50 m) - Kompletter doppelt hubmast Mastil doble completo - Complete double mast Rampa duplex completo - |

| 1 | 2 | 3 | 4 | 5 | 6 | 7 | 8 | 9 | 10 | 11 | 12 | 13 | 14 | 15 | 16 | 17 | 18 | 19 | 20 |
|---|---|---|---|---|---|---|---|---|----|----|----|----|----|----|----|----|----|----|----|
| | | | | | | | | | | 1 | | | | | | | | | |
| | | | | | | | | | | 1 | | | | | | | | | |
| | | | | | | | | | | 1 | | | | | | | | | |
| | | | | | | | | | | | 1 | | 1 | | | | | | |
| | | | | | | | | | | | 1 | | 1 | | | | | | |
| | | | | | | | | | | | 1 | | 1 | | | | | | |

5 AA 98

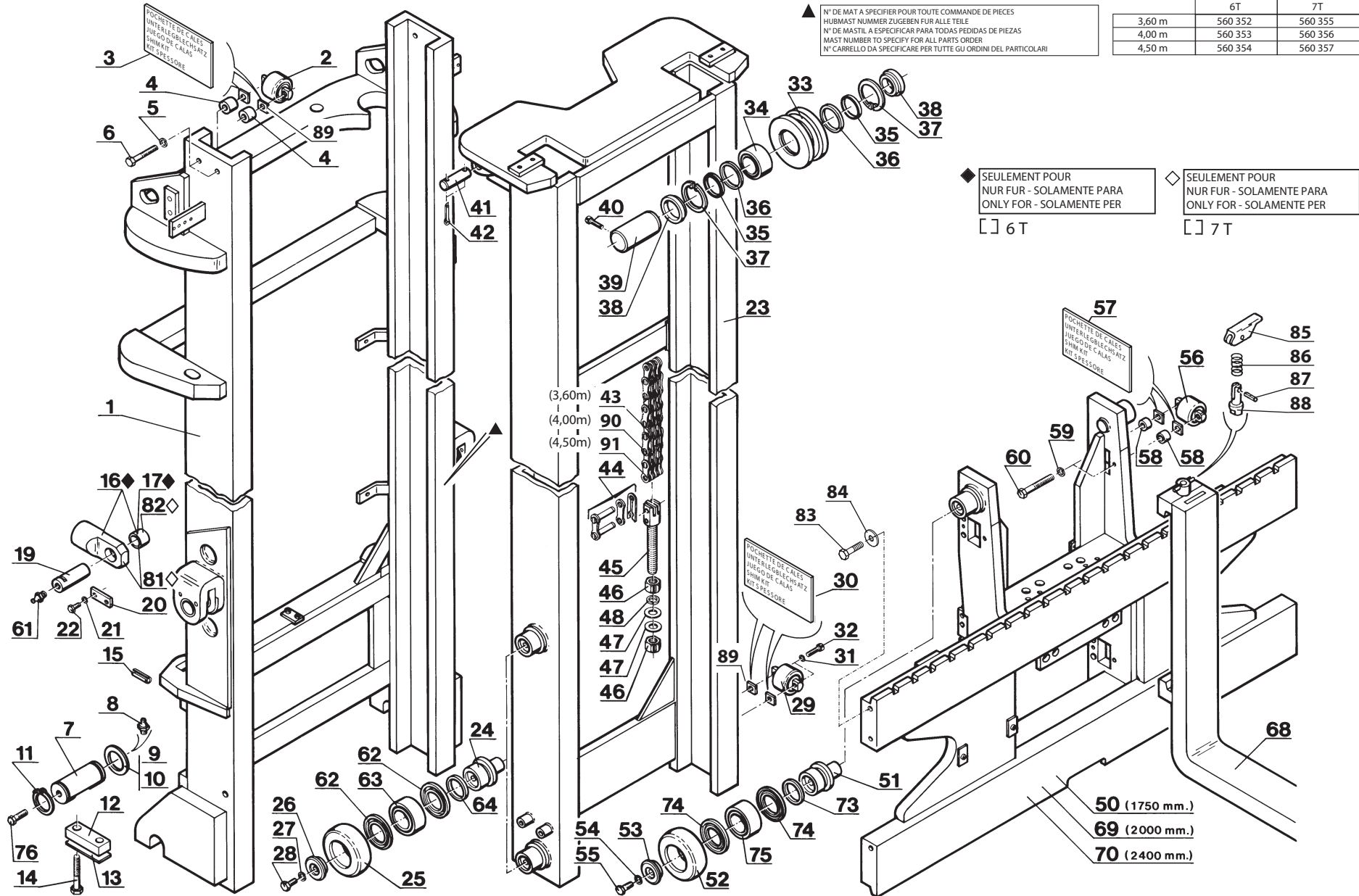
1er MONTAGE
1ste MONTAGE
1ro MONTAJE
1st MOUNTING
1mo MONTAGGIO

MAT DOUBLE (Hauteur de levée : 3,60m à 4,50m)
DOPPELT HUBMAST (Hubhöhe : 3,60m bis 4,50m)
MASTIL DOBLE (Altura de levantamiento : 3,60 a 4,50m)
DOUBLE MAST (Lift height : 3,60 to 4,50m)
RAMPA DUPLEX (Altezza di sollevamento : 3,60 a 4,50m)

(Inclinaison standard - Standard neigung - Inclinación estandar - Standard tilting - Inclinazione standard : 15°/15°)

MC 60 PS S.3 / MC 70 PS S.3
M-X 70-2 S.3

| | 6T | 7T |
|--------|---------|---------|
| 3,60 m | 560 352 | 560 355 |
| 4,00 m | 560 353 | 560 356 |
| 4,50 m | 560 354 | 560 357 |



Catalogue : 647010

Qté-Menge-Cant-Qty-Q.ta

5 AA

98

M

1

MAT DOUBLE 3m60-4m00-4m50 (Inclinaison standard 15°/15°)
 DOPPELT HUBMAST (Standard neigung 15°/15°)
 MASTIL DOBLE (Inclinación estándar 15°/15°)
 DOUBLE MAST (Standard tilting 15°/15°)
 ALBERO DOPPIO 3m60-4m00-4m50 (Inclinazione standard 15°/15°)

| | |
|-----------------------|-----------------------|
| 1- M 26-2 S3 E2/E3 | 11- MC 70 PS S3 E2/E3 |
| 2- M 30-2 S3 E2/E3 | 12- M-X 30-4 S3-E3 |
| 3- M 26-4 S3 E2/E3 | 13- M-X 50-4 S3-E3 |
| 4- M 30-4 S3 E2/E3 | 14- M-X 70-2 S3-E3 |
| 5- M 40-4 S3 E2/E3 | 15- |
| 6- M 50-4 S3 E2/E3 | 16- |
| 7- MC 30 S3 E2/E3 | 17- |
| 8- MC 40 PS S3 E2/E3 | 18- |
| 9- MC 50 PS S3 E2/E3 | 19- |
| 10- MC 60 PS S3 E2/E3 | 20- |

| Rep Hinw Fig Item Rif | Número Teil-Nr Numero Part-Nr Part-Nr | Désignation Bezeichnung Descripcion Description Descrizione | 1 | 2 | 3 | 4 | 5 | 6 | 7 | 8 | 9 | 10 | 11 | 12 | 13 | 14 | 15 | 16 | 17 | 18 | 19 | 20 | |
|-----------------------------------|---|---|---|---|---|---|---|---|---|---|---|----|----|----|----|----|----|----|----|----|----|----|--|
| 1 | 218287 | Montant fixe (3,60 m) Montante fijo Montante fisso - Aussengerüst - Outer channel - | | | | | | | | | | 1 | 1 | | | | | | | | | | |
| 1 | 218288 | Montant fixe (4,00 m) Montante fijo Montante fisso - Aussengerüst - Outer channel - | | | | | | | | | | 1 | 1 | | | | | | | | | | |
| 1 | 218289 | Montant fixe (4,50 m) Montante fijo Montante fisso - Aussengerüst - Outer channel - | | | | | | | | | | 1 | 1 | | | | | | | | | | |
| 2 | 187613 | Galet guide avec axe Rodillo guía con eje Rullo guida con perno - Führungsrolle mit achse - Guide roller with axle - | | | | | | | | | | 2 | 2 | | | | | | | | | | |
| 3 | 38368 | Pochette de cales Juego de calas Kit spessore - Unterlegblechsatz - Shim kit - | | | | | | | | | | X | X | | | | | | | | | | |
| 4 | 26756 | Entretoise Separador Distanziale - Querstrebe - Spacer - | | | | | | | | | | 4 | 4 | | | | | | | | | | |
| 5 | 42232 | Rondelle W10 ZN Arandela Rondella - Unterlegscheibe - Washer - | | | | | | | | | | 4 | 4 | | | | | | | | | | |
| 6 | 46869 | Vis H,M10- 80-8.8-ZN8/C Tornillo Vite - Schraube - Screw - | | | | | | | | | | 4 | 4 | | | | | | | | | | |
| 7 | 218282 | Axe d'articulation Eje de articulación Perno di articolazione - Gelenkachse - Articulating pin - | | | | | | | | | | 2 | 2 | | | | | | | | | | |
| 8 | 5135 | Graisser droit (M 10 x 150) Engrasador recto Ingrassatore destro - Gerade schmiernippel - Straight greaser - | | | | | | | | | | 2 | 2 | | | | | | | | | | |
| 9 | 195740 | Rondelle SP 61 x 90 x 1,5 Arandela Rondella - Unterlegscheibe - Washer - | | | | | | | | | | X | X | | | | | | | | | | |

+

Catalogue : 647010

2

MAT DOUBLE 3m60-4m00-4m50 (Inclinaison standard 15°/15°)
 DOPPELT HUBMAST (Standard neigung 15°/15°)
 MASTIL DOBLE (Inclinación estándar 15°/15°)
 DOUBLE MAST (Standard tilting 15°/15°)
 ALBERO DOPPIO 3m60-4m00-4m50 (Inclinazione standard 15°/15°)

Qté-Menge-Cant-Qty-Q.ta

5 AA

98

M

| | | | | | | | | | | |
|-----|----|------|----|-------|-------|-----|------|-------|----|-------|
| 1- | M | 26-2 | S3 | E2/E3 | 11- | MC | 70 | PS | S3 | E2/E3 |
| 2- | M | 30-2 | S3 | E2/E3 | 12- | M-X | 30-4 | S3-E3 | | |
| 3- | M | 26-4 | S3 | E2/E3 | 13- | M-X | 50-4 | S3-E3 | | |
| 4- | M | 30-4 | S3 | E2/E3 | 14- | M-X | 70-2 | S3-E3 | | |
| 5- | M | 40-4 | S3 | E2/E3 | 15- | | | | | |
| 6- | M | 50-4 | S3 | E2/E3 | 16- | | | | | |
| 7- | MC | 30 | S3 | E2/E3 | 17- | | | | | |
| 8- | MC | 40 | PS | S3 | E2/E3 | 18- | | | | |
| 9- | MC | 50 | PS | S3 | E2/E3 | 19- | | | | |
| 10- | MC | 60 | PS | S3 | E2/E3 | 20- | | | | |

| Rep Hinw Fig Item Rif | Numéro Teil-Nr Numero Part-Nr Part-Nr | Désignation Bezeichnung Descripcion Description Descrizione | 1 | 2 | 3 | 4 | 5 | 6 | 7 | 8 | 9 | 10 | 11 | 12 | 13 | 14 | 15 | 16 | 17 | 18 | 19 | 20 | |
|-----------------------------------|---|--|---|---|---|---|---|---|---|---|---|----|----|----|----|----|----|----|----|----|----|----|--|
| 10 | 195741 | Rondelle SP 61 x 90 x 2,5 Arandela Rondella | | | | | | | | | | X | X | | | | | | | | | | |
| 11 | 26774 | Circlips Aro retén Anello elastico | | | | | | | | | | 4 | 4 | | | | | | | | | | |
| 12 | 30261 | Plat d'arrêt Placa de parada Piatto d'arresto | | | | | | | | | | 2 | 2 | | | | | | | | | | |
| 13 | 183971 | Plaquette d'arrêt Placa de tope Piastrina d'arresto | | | | | | | | | | 2 | 2 | | | | | | | | | | |
| 14 | 33692 | Vis H,M20- 60-12.9-ZN8/C Tornillo Vite | | | | | | | | | | 4 | 4 | | | | | | | | | | |
| 15 | 169074 | Goupille 10 x 25 E Pasador Spina | | | | | | | | | | 2 | 2 | | | | | | | | | | |
| 16 | 220061 | Embout de vérin d'inclinaison Cabo de cilindro de inclinación Tilt ram end tube Ghiera di cilindro inclinazione | | | | | | | | | | 2 | | | | | | | | | | | |
| 17 | 479724 | Bague Anillo Anello | | | | | | | | | | 2 | | | | | | | | | | | |
| 19 | 198028 | Axe d'articulation Eje de articulación Perno di articolazione | | | | | | | | | | 2 | 2 | | | | | | | | | | |
| 20 | 30259 | Plat d'arrêt Placa de parada Piatto d'arresto | | | | | | | | | | 2 | 2 | | | | | | | | | | |
| 21 | 42232 | Rondelle W10 ZN Arandela Rondella | | | | | | | | | | 4 | 4 | | | | | | | | | | |

+

Catalogue : 647010

3

MAT DOUBLE 3m60-4m00-4m50 (Inclinaison standard 15°/15°)
 DOPPELT HUBMAST (Standard neigung 15°/15°)
 MASTIL DOBLE (Inclinación estándar 15°/15°)
 DOUBLE MAST (Standard tilting 15°/15°)
 ALBERO DOPPIO 3m60-4m00-4m50 (Inclinazione standard 15°/15°)

Qté-Menge-Cant-Qty-Q.ta

5 AA

98

M

| | |
|-----------------------|-----------------------|
| 1- M 26-2 S3 E2/E3 | 11- MC 70 PS S3 E2/E3 |
| 2- M 30-2 S3 E2/E3 | 12- M-X 30-4 S3-E3 |
| 3- M 26-4 S3 E2/E3 | 13- M-X 50-4 S3-E3 |
| 4- M 30-4 S3 E2/E3 | 14- M-X 70-2 S3-E3 |
| 5- M 40-4 S3 E2/E3 | 15- |
| 6- M 50-4 S3 E2/E3 | 16- |
| 7- MC 30 S3 E2/E3 | 17- |
| 8- MC 40 PS S3 E2/E3 | 18- |
| 9- MC 50 PS S3 E2/E3 | 19- |
| 10- MC 60 PS S3 E2/E3 | 20- |

| Rep Hinw Fig Item Rif | Número Teil-Nr Numero Part-Nr Part-Nr | Désignation Bezeichnung Descripcion Description Descrizione |
|-----------------------------------|---|--|
| 22 | 5804 | Vis H,M10- 25-8.8-ZN8/C Tornillo Vite - Schraube - Screw - |
| 23 | 218681 | Montant mobile (3,60 m) Montante móvil Montante mobile - Innengerüst - Inner channel - |
| 23 | 218682 | Montant mobile (4,00 m) Montante móvil Montante mobile - Innengerüst - Inner channel - |
| 23 | 218683 | Montant mobile (4,50 m) Montante móvil Montante mobile - Innengerüst - Inner channel - |
| 24 | 40369 | Axe de galet (A souder) Eje de rodillo (A soldar) Perno rullo (A saldare) - Rollenachse (Zu schweissen) - Roller axle (To weld) - |
| 25 | 200780 | Galet (Ø 139 mm) Rodillo Rullo - Rolle - Roller - |
| 25 | 200781 | Galet (Ø 140 mm) Rodillo Rullo - Rolle - Roller - |
| 25 | 200782 | Galet (Ø 141 mm) Rodillo Rullo - Rolle - Roller - |
| 25 | 200783 | Galet (Ø 142 mm) Rodillo Rullo - Rolle - Roller - |
| 26 | 184384 | Rondelle Arandela Rondella - Unterlegscheibe - Washer - |
| 27 | 42231 | Rondelle W12 ZN Arandela Rondella - Unterlegscheibe - Washer - |

| 1 | 2 | 3 | 4 | 5 | 6 | 7 | 8 | 9 | 10 | 11 | 12 | 13 | 14 | 15 | 16 | 17 | 18 | 19 | 20 |
|---|---|---|---|---|---|---|---|---|----|----|----|----|----|----|----|----|----|----|----|
| | | | | | | | | | | 4 | 4 | | | | | | | | |
| | | | | | | | | | | 1 | 1 | | | | | | | | |
| | | | | | | | | | | 1 | 1 | | | | | | | | |
| | | | | | | | | | | 1 | 1 | | | | | | | | |
| | | | | | | | | | | 4 | 4 | | | | | | | | |
| | | | | | | | | | | 4 | 4 | | | | | | | | |
| | | | | | | | | | | X | X | | | | | | | | |
| | | | | | | | | | | X | X | | | | | | | | |
| | | | | | | | | | | X | X | | | | | | | | |
| | | | | | | | | | | 4 | 4 | | | | | | | | |
| | | | | | | | | | | 4 | 4 | | | | | | | | |

+

Catalogue : 647010

4

MAT DOUBLE 3m60-4m00-4m50 (Inclinaison standard 15°/15°)
 DOPPELT HUBMAST (Standard neigung 15°/15°)
 MASTIL DOBLE (Inclinación estándar 15°/15°)
 DOUBLE MAST (Standard tilting 15°/15°)
 ALBERO DOPPIO 3m60-4m00-4m50 (Inclinazione standard 15°/15°)

Qté-Menge-Cant-Qty-Q.ta

5 AA

98

M

| | |
|-----------------------|-----------------------|
| 1- M 26-2 S3 E2/E3 | 11- MC 70 PS S3 E2/E3 |
| 2- M 30-2 S3 E2/E3 | 12- M-X 30-4 S3-E3 |
| 3- M 26-4 S3 E2/E3 | 13- M-X 50-4 S3-E3 |
| 4- M 30-4 S3 E2/E3 | 14- M-X 70-2 S3-E3 |
| 5- M 40-4 S3 E2/E3 | 15- |
| 6- M 50-4 S3 E2/E3 | 16- |
| 7- MC 30 S3 E2/E3 | 17- |
| 8- MC 40 PS S3 E2/E3 | 18- |
| 9- MC 50 PS S3 E2/E3 | 19- |
| 10- MC 60 PS S3 E2/E3 | 20- |

| Rep Hinw Fig Item Rif | Numéro Teil-Nr Numero Part-Nr Part-Nr | Désignation Bezeichnung Descripcion Description Descrizione | 1 | 2 | 3 | 4 | 5 | 6 | 7 | 8 | 9 | 10 | 11 | 12 | 13 | 14 | 15 | 16 | 17 | 18 | 19 | 20 | |
|-----------------------------------|---|---|---|---|---|---|---|---|---|---|---|----|----|----|----|----|----|----|----|----|----|----|--|
| 28 | 63546 | Vis H,M12- 20-8.8-ZN8/C Tornillo Vite - Schraube - Screw - | | | | | | | | | | 4 | 4 | | | | | | | | | | |
| 29 | 187612 | Galet guide avec axe Rodillo guía con eje Rullo guida con perno - Führungsrolle mit achse - Guide roller with axle - | | | | | | | | | | 2 | 2 | | | | | | | | | | |
| 30 | 38368 | Pochette de cales Juego de calas Kit spessore - Unterlegblechsatz - Shim kit - | | | | | | | | | | X | X | | | | | | | | | | |
| 31 | 42232 | Rondelle W10 ZN Arandela Rondella - Unterlegscheibe - Washer - | | | | | | | | | | 4 | 4 | | | | | | | | | | |
| 32 | 60675 | Vis H,M10- 50-8.8-ZN8/C Tornillo Vite - Schraube - Screw - | | | | | | | | | | 4 | 4 | | | | | | | | | | |
| 33 | 188825 | Galet de chaîne, nu Rodillo de cadena , solo Rullo catena, nudo - Kettenrolle, allein - Chain roller, stripped - | | | | | | | | | | 2 | 2 | | | | | | | | | | |
| 34 | 176501 | Roulement Rodamiento Cuscinetto - Läger - Bearing - | | | | | | | | | | 2 | 2 | | | | | | | | | | |
| 35 | 166638 | Anneau de roulement Anillo Anello - Ring - Ring - | | | | | | | | | | 4 | 4 | | | | | | | | | | |
| 36 | 166636 | Rondelle SP 82 x 95 x 3 Arandela Rondella - Unterlegscheibe - Washer - | | | | | | | | | | 4 | 4 | | | | | | | | | | |
| 37 | 58515 | Circlips Aro retén Anello elastico - Sicherungsring - Circlip - | | | | | | | | | | 4 | 4 | | | | | | | | | | |
| 38 | 166635 | Entretoise Separador Distanziale - Querstrebe - Spacer - | | | | | | | | | | 4 | 4 | | | | | | | | | | |

+

Catalogue : 647010

6

MAT DOUBLE 3m60-4m00-4m50 (Inclinaison standard 15°/15°)
 DOPPELT HUBMAST (Standard neigung 15°/15°)
 MASTIL DOBLE (Inclinación estándar 15°/15°)
 DOUBLE MAST (Standard tilting 15°/15°)
 ALBERO DOPPIO 3m60-4m00-4m50 (Inclinazione standard 15°/15°)

Qté-Menge-Cant-Qty-Q.ta

5 AA

98

M

| | |
|-----------------------|-----------------------|
| 1- M 26-2 S3 E2/E3 | 11- MC 70 PS S3 E2/E3 |
| 2- M 30-2 S3 E2/E3 | 12- M-X 30-4 S3-E3 |
| 3- M 26-4 S3 E2/E3 | 13- M-X 50-4 S3-E3 |
| 4- M 30-4 S3 E2/E3 | 14- M-X 70-2 S3-E3 |
| 5- M 40-4 S3 E2/E3 | 15- |
| 6- M 50-4 S3 E2/E3 | 16- |
| 7- MC 30 S3 E2/E3 | 17- |
| 8- MC 40 PS S3 E2/E3 | 18- |
| 9- MC 50 PS S3 E2/E3 | 19- |
| 10- MC 60 PS S3 E2/E3 | 20- |

| Rep Hinw Fig Item Rif | Número Teil-Nr Numero Part-Nr Part-Nr | Désignation Bezeichnung Descripcion Description Descrizione |
|-----------------------------------|---|---|
| 51 | 40368 | Axe de galet (A souder) - Rollenachse (Zu schweissen) Eje de rodillo (A soldar) - Roller axle (To weld) Perno rullo (A saldare) - |
| 52 | 200780 | Galet (Ø 139 mm) - Rolle Rodillo - Roller Rullo - |
| 52 | 200781 | Galet (Ø 140 mm) - Rolle Rodillo - Roller Rullo - |
| 52 | 200782 | Galet (Ø 141 mm) - Rolle Rodillo - Roller Rullo - |
| 52 | 200783 | Galet (Ø 142 mm) - Rolle Rodillo - Roller Rullo - |
| 53 | 184384 | Rondelle - Unterlegscheibe Arandela - Washer Rondella - |
| 54 | 42231 | Rondelle W12 ZN - Unterlegscheibe Arandela - Washer Rondella - |
| 55 | 63546 | Vis H,M12- 20-8.8-ZN8/C - Schraube Tornillo - Screw Vite - |
| 56 | 187611 | Galet guide avec axe - Führungsrolle mit achse Rodillo guía con eje - Guide roller with axle Rullo guida con perno - |
| 57 | 40387 | Pochette de cales - Unterlegblechsatz Juego de calas - Shim kit Kit spessore - |
| 58 | 30039 | Entretoise - Querstrebe Separador - Spacer Distanziale - |

| 1 | 2 | 3 | 4 | 5 | 6 | 7 | 8 | 9 | 10 | 11 | 12 | 13 | 14 | 15 | 16 | 17 | 18 | 19 | 20 |
|---|---|---|---|---|---|---|---|---|----|----|----|----|----|----|----|----|----|----|----|
| | | | | | | | | | | 2 | 2 | | | | | | | | |
| | | | | | | | | | | X | X | | | | | | | | |
| | | | | | | | | | | X | X | | | | | | | | |
| | | | | | | | | | | X | X | | | | | | | | |
| | | | | | | | | | | X | X | | | | | | | | |
| | | | | | | | | | | 4 | 4 | | | | | | | | |
| | | | | | | | | | | 4 | 4 | | | | | | | | |
| | | | | | | | | | | 4 | 4 | | | | | | | | |
| | | | | | | | | | | 4 | 4 | | | | | | | | |
| | | | | | | | | | | X | X | | | | | | | | |
| | | | | | | | | | | 8 | 8 | | | | | | | | |

+

Catalogue : 647010

8

MAT DOUBLE 3m60-4m00-4m50 (Inclinaison standard 15°/15°)
 DOPPELT HUBMAST (Standard neigung 15°/15°)
 MASTIL DOBLE (Inclinación estándar 15°/15°)
 DOUBLE MAST (Standard tilting 15°/15°)
 ALBERO DOPPIO 3m60-4m00-4m50 (Inclinazione standard 15°/15°)

Qté-Menge-Cant-Qty-Q.ta

5 AA

98

M

| | |
|-----------------------|-----------------------|
| 1- M 26-2 S3 E2/E3 | 11- MC 70 PS S3 E2/E3 |
| 2- M 30-2 S3 E2/E3 | 12- M-X 30-4 S3-E3 |
| 3- M 26-4 S3 E2/E3 | 13- M-X 50-4 S3-E3 |
| 4- M 30-4 S3 E2/E3 | 14- M-X 70-2 S3-E3 |
| 5- M 40-4 S3 E2/E3 | 15- |
| 6- M 50-4 S3 E2/E3 | 16- |
| 7- MC 30 S3 E2/E3 | 17- |
| 8- MC 40 PS S3 E2/E3 | 18- |
| 9- MC 50 PS S3 E2/E3 | 19- |
| 10- MC 60 PS S3 E2/E3 | 20- |

| Rep Hinw Fig Item Rif | Numéro Teil-Nr Numero Part-Nr Part-Nr | Désignation Bezeichnung Descripcion Description Descrizione | 1 | 2 | 3 | 4 | 5 | 6 | 7 | 8 | 9 | 10 | 11 | 12 | 13 | 14 | 15 | 16 | 17 | 18 | 19 | 20 | |
|-----------------------------------|---|--|---|---|---|---|---|---|---|---|---|----|----|----|----|----|----|----|----|----|----|----|--|
| 74 | 28792 | Rondelle - Unterlegscheibe Arandela - Washer Rondella - | | | | | | | | | | 8 | 8 | | | | | | | | | | |
| 75 | 176501 | Roulement - Läger Rodamiento - Bearing Cuscinetto - | | | | | | | | | | 4 | 4 | | | | | | | | | | |
| 76 | 60360 | Vis H,M10- 16-8.8-ZN8/C - Schraube Tornillo - Screw Vite - | | | | | | | | | | 2 | 2 | | | | | | | | | | |
| 81 | 220062 | Embout de vérin d'inclinaison - Gabelkopf der neigezylinder Cabo de cilindro de inclinación Tilt ram end tube Ghiera di cilindro inclinazione | | | | | | | | | | | 2 | | | | | | | | | | |
| 82 | 479724 | Bague - Büchse Anillo - Bushing Anello - | | | | | | | | | | | 2 | | | | | | | | | | |
| 83 | 176716 | Vis H,M14-150- 30-8.8-ZN8/C - Schraube Tornillo - Screw Vite - | | | | | | | | | | 2 | 2 | | | | | | | | | | |
| 84 | 9911 | Rondelle SP 14,5x 52 x 4 ZN - Unterlegscheibe Arandela - Washer Rondella - | | | | | | | | | | 2 | 2 | | | | | | | | | | |
| 85 | 204382 | Levier - Hebel Palanca - Lever Leva - | | | | | | | | | | 2 | 2 | | | | | | | | | | |
| 86 | 175549 | Ressort - Feder Muelle - Spring Molla - | | | | | | | | | | 2 | 2 | | | | | | | | | | |
| 87 | 175551 | Goupille 5 x 25 E - Stift Pasador - Pin Spina - | | | | | | | | | | 2 | 2 | | | | | | | | | | |
| 88 | 204959 | Verrou - Riegel Cerrojo - Locker Catenaccio - | | | | | | | | | | 2 | 2 | | | | | | | | | | |

+

Catalogue : 647010

9

MAT DOUBLE 3m60-4m00-4m50 (Inclinaison standard 15°/15°)
 DOPPELT HUBMAST (Standard neigung 15°/15°)
 MASTIL DOBLE (Inclinación estándar 15°/15°)
 DOUBLE MAST (Standard tilting 15°/15°)
 ALBERO DOPPIO 3m60-4m00-4m50 (Inclinazione standard 15°/15°)

Qté-Menge-Cant-Qty-Q.ta

5 AA

98

M

- | | |
|-----------------------|-----------------------|
| 1- M 26-2 S3 E2/E3 | 11- MC 70 PS S3 E2/E3 |
| 2- M 30-2 S3 E2/E3 | 12- M-X 30-4 S3-E3 |
| 3- M 26-4 S3 E2/E3 | 13- M-X 50-4 S3-E3 |
| 4- M 30-4 S3 E2/E3 | 14- M-X 70-2 S3-E3 |
| 5- M 40-4 S3 E2/E3 | 15- |
| 6- M 50-4 S3 E2/E3 | 16- |
| 7- MC 30 S3 E2/E3 | 17- |
| 8- MC 40 PS S3 E2/E3 | 18- |
| 9- MC 50 PS S3 E2/E3 | 19- |
| 10- MC 60 PS S3 E2/E3 | 20- |

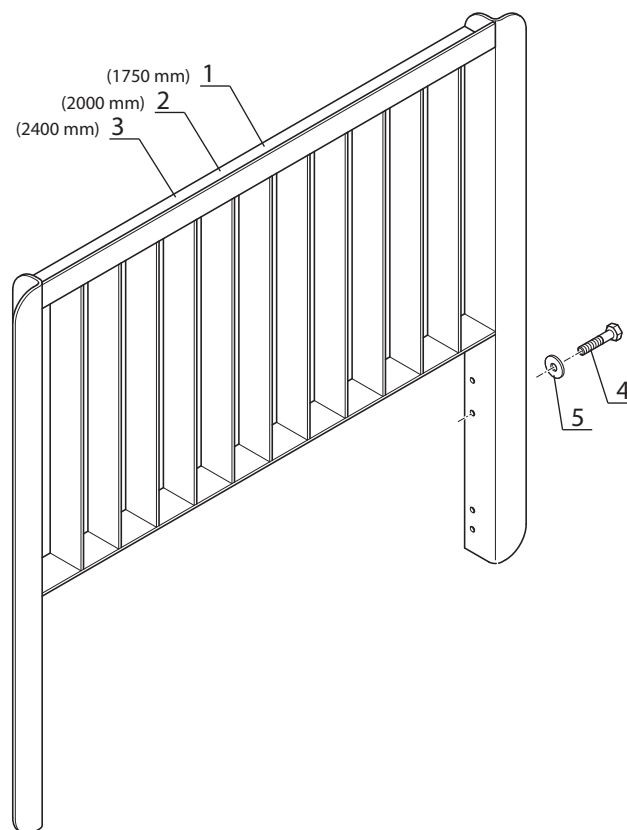
| Rep Hinw Fig Item Rif | Numéro Teil-Nr Numero Part-Nr Part-Nr | Désignation Bezeichnung Descripcion Description Descrizione |
|-----------------------------------|---|--|
| 89 | 38373 | Cale d'épaisseur 1 mm Cala de espesor Spessore - Ausgleichs Scheibe - Shim - |
| 89 | 38374 | Cale d'épaisseur 2 mm Cala de espesor Spessore - Ausgleichs Scheibe - Shim - |
| 90 | 33653 | Chaîne (mât 4,00 m) Cadena (mastil 4,00 m) Catena (albero 4,00 m) - Kette (mast 4,00 m) - Chain (mast 4,00 m) - |
| 91 | 166640 | Chaîne (mât 4,50 m) Cadena (mastil 4,50 m) Catena (albero 4,50 m) - Kette (mast 4,50 m) - Chain (mast 4,50 m) - |

| 1 | 2 | 3 | 4 | 5 | 6 | 7 | 8 | 9 | 10 | 11 | 12 | 13 | 14 | 15 | 16 | 17 | 18 | 19 | 20 |
|---|---|---|---|---|---|---|---|---|----|----|----|----|----|----|----|----|----|----|----|
| | | | | | | | | | | X | X | | | | | | | | |
| | | | | | | | | | | X | X | | | | | | | | |
| | | | | | | | | | | 2 | 2 | | | | | | | | |
| | | | | | | | | | | 2 | 2 | | | | | | | | |

5 AC 40

DOSSERET DE CHARGE
RÜCKLEHNETRAGLAST
COSTILLA DE CARGA
BACK LOAD REST
SPONDA DI CARICO

MC 60 PS S.3 / MC 70 PS S.3
M-X 70-2 S.3



Catalogue : 647010

1

DOSSERET DE CHARGE
RÜCKLEHNETRAGLAST
COSTILLA DE CARGA
BACK LOAD REST
SPONDA DI CARICO

Qté-Menge-Cant-Qty-Q.ta

5 AC

40

M

| | |
|-----------------------|-----------------------|
| 1- M 26-2 S3 E2/E3 | 11- MC 70 PS S3 E2/E3 |
| 2- M 30-2 S3 E2/E3 | 12- M-X 30-4 S3-E3 |
| 3- M 26-4 S3 E2/E3 | 13- M-X 50-4 S3-E3 |
| 4- M 30-4 S3 E2/E3 | 14- M-X 70-2 S3-E3 |
| 5- M 40-4 S3 E2/E3 | 15- |
| 6- M 50-4 S3 E2/E3 | 16- |
| 7- MC 30 S3 E2/E3 | 17- |
| 8- MC 40 PS S3 E2/E3 | 18- |
| 9- MC 50 PS S3 E2/E3 | 19- |
| 10- MC 60 PS S3 E2/E3 | 20- |

| Rep Hinw Fig Item Rif | Numéro Teil-Nr Numero Part-Nr Part-Nr | Désignation Bezeichnung Descripcion Description Descrizione |
|-----------------------------------|---|---|
| 1 | 252108 | Dosseret de charge, nu (1750 mm) Rücklehnmetraglast, allein Costilla de carga, solo - Back load rest, stripped Sponda di carico, nudo - |
| 2 | 252109 | Dosseret de charge, nu (2000 mm) Rücklehnmetraglast, allein Costilla de carga, solo - Back load rest, stripped Sponda di carico, nudo - |
| 3 | 252110 | Dosseret de charge, nu (2400 mm) Rücklehnmetraglast, allein Costilla de carga, solo - Back load rest, stripped Sponda di carico, nudo - |
| 4 | 176716 | Vis H,M14-150- 30-8.8-ZN8/C - Schraube Tornillo - Screw Vite - |
| 5 | 9911 | Rondelle SP 14,5x 52 x 4 ZN - Unterlegscheibe Arandela - Washer Rondella - |

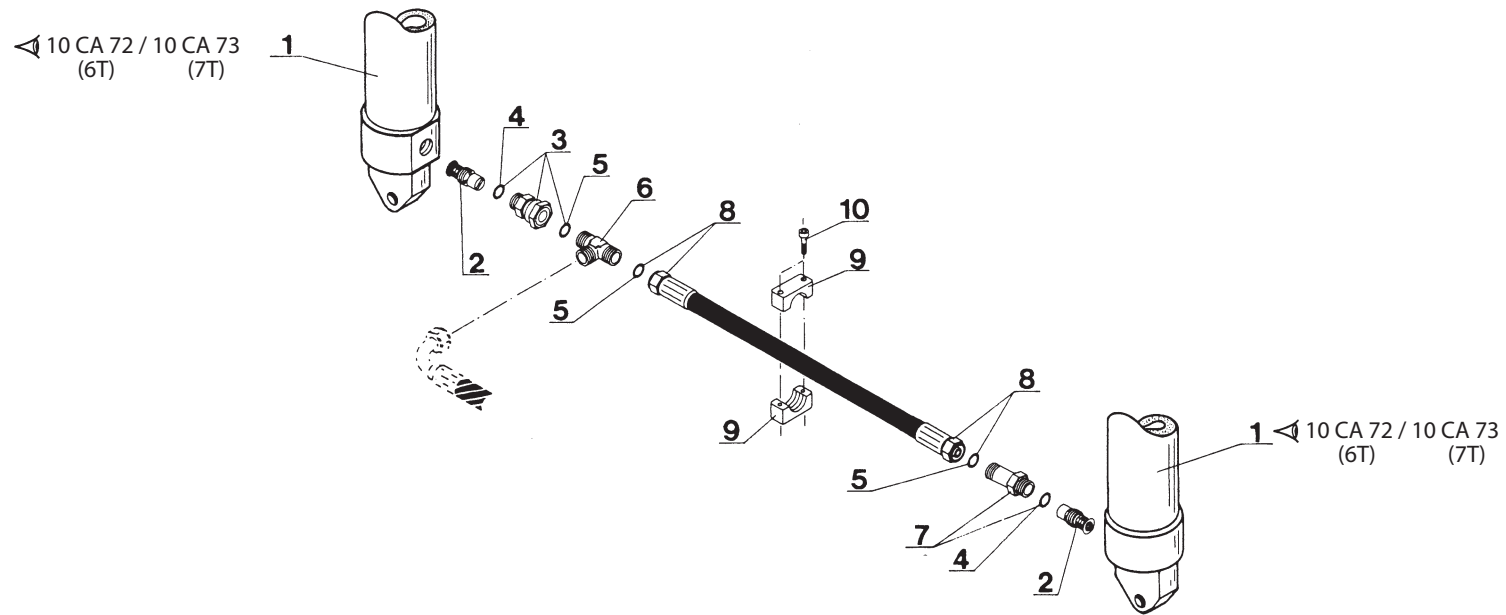
| 1 | 2 | 3 | 4 | 5 | 6 | 7 | 8 | 9 | 10 | 11 | 12 | 13 | 14 | 15 | 16 | 17 | 18 | 19 | 20 |
|---|---|---|---|---|---|---|---|---|----|----|----|----|----|----|----|----|----|----|----|
| | | | | | | | | | | 1 | 1 | | | | 1 | | | | |
| | | | | | | | | | | 1 | 1 | | | | 1 | | | | |
| | | | | | | | | | | 1 | 1 | | | | 1 | | | | |
| | | | | | | | | | | 2 | 2 | | | | 2 | | | | |
| | | | | | | | | | | 2 | 2 | | | | 2 | | | | |

10 AC 17

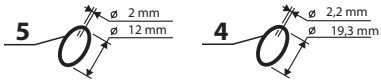
1er MONTAGE
1ste MONTAGE
1ro MONTAJE
1st MOUNTING
1mo MONTAGGIO

HYDRAULIQUE (Branchement, vérin d'élévation)
HYDRAULIK (Rohranschluss, hubzylinder)
HIDRAULICO (Derivación, cilindro de elevación)
HYDRAULIC (Branch connection, lifting cylinder)
IDRAULICO (Diramazione, cilindro di sollevamento)

MC 60 PS S.3 / MC 70 PS S.3
M-X 70-2 S.3



POUR FLEXIBLE ET RACCORD
FÜR SCHLAUCH UND VERSCHRAUBUNG
PARA FLEXIBLE Y RACOR
FOR HOSE AND CONNECTION
PER FLESSIBILE E RACCORDO



Catalogue : 647010

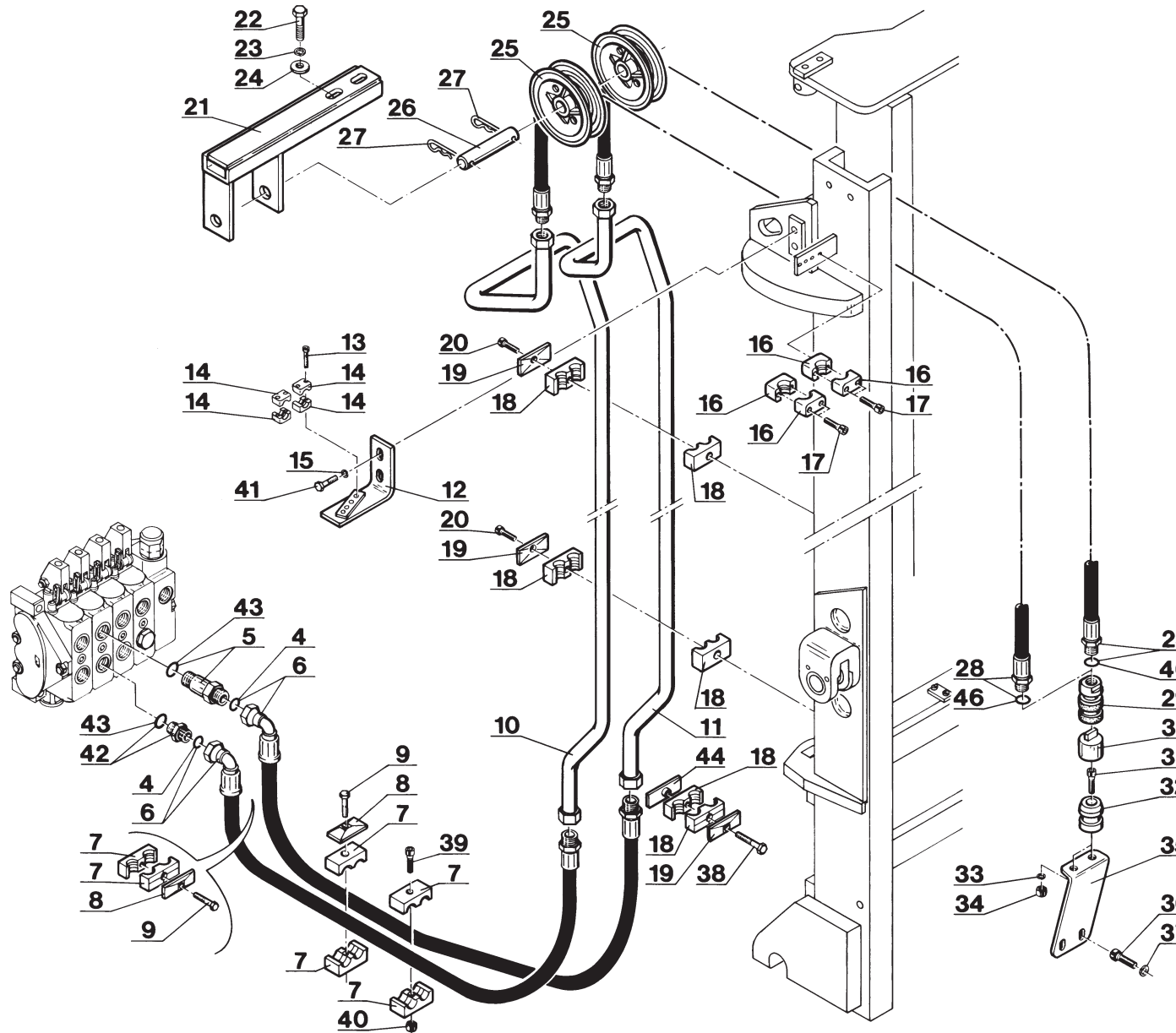
| 1 | HYDRAULIQUE (Branchement vérin d'élévation) HYDRAULIK (Rohranschluss hubzylinder) HIDRAULICO (Derivación cilindro de elevación) HYDRAULIC (Branch connection lifting cylinder) IDRAULICO (Divamazione cilindro di sollevamento) | | | Qté-Menge-Cant-Qty-Q.ta | | | | | | | | | | 10 AC | | 17 | | M | | | | | | |
|----|---|---|---|-------------------------|---|---|---|---|---|---|---|---|----|-------|----|----|----|---|----|----|----|----|----|----|
| | Rep Hinw Fig Item Rif | Numéro Teil-Nr Numero Part-Nr Part-Nr | Désignation Bezeichnung Description Descrizione | 1 | 2 | 3 | 4 | 5 | 6 | 7 | 8 | 9 | 10 | 11 | 12 | 13 | 14 | | 15 | 16 | 17 | 18 | 19 | 20 |
| 2 | 170380 | Ralentisseur de débit Válvula de restricción Regolatore di flusso | - Druckregler - Flow restrictor - | | | | | | | | | | 2 | 2 | | | 2 | | | | | | | |
| 3 | 174554 | Raccord Adapteur Prolongateur Racor Raccordo | - Verschraubung - Connection - | | | | | | | | | | 1 | 1 | | | 1 | | | | | | | |
| 4 | 169373 | Joint torique Junta tórica Anello OR | - "0" ring - "0" ring - | | | | | | | | | | X | X | | | X | | | | | | | |
| 5 | 189956 | Joint torique Junta tórica Anello OR | - "0" ring - "0" ring - | | | | | | | | | | X | X | | | X | | | | | | | |
| 6 | 174557 | Raccord Té Réducteur Racor Raccordo | - Verschraubung - Connection - | | | | | | | | | | 1 | 1 | | | 1 | | | | | | | |
| 7 | 167925 | Raccord Union Racor Raccordo | - Verschraubung - Connection - | | | | | | | | | | 1 | 1 | | | 1 | | | | | | | |
| 8 | 211716 | Flexible (Lg 600) Flexible Flessibile | - Schlauch - Hose - | | | | | | | | | | 1 | 1 | | | 1 | | | | | | | |
| 9 | 168864 | Demi-collier Media abrazadera Fascetta | - Halb-klemme - Half-clamp - | | | | | | | | | | 2 | 2 | | | 2 | | | | | | | |
| 10 | 168706 | Vis CHc,M 6- 30 zinguée Tornillo Vite | - Schraube - Screw - | | | | | | | | | | 2 | 2 | | | 2 | | | | | | | |

10 AD 188

1er MONTAGE
1ste MONTAGE
1ro MONTAJE
1st MOUNTING
1mo MONTAGGIO

KIT HYDRAULIQUE ACCESSOIRE 3ème ELEMENT (Double effet)
KIT 3er ELEMENT ZUBEHOR HYDRAULIK (Doppeltwirkend)
KIT HIDRAULICO ACCESORIO 3ro ELEMENTO (Doble efecto)
3rd ELEMENT ATTACHMENT HYDRAULIC KIT (Double-acting)
KIT IDRAULICO ACCESSORIO 3 ELEMENTO (Duplex effetto)

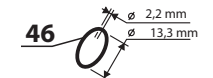
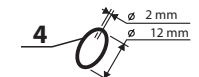
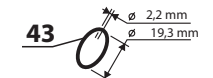
MC 60 PS S.3 / MC 70 PS S.3
M-X 70-2 S.3



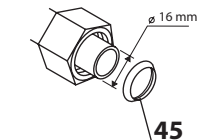
KIT COMPLET, VOIR NOMENCLATURE
KOMPLETTER KIT, SIEHE STÜCKLISTE
JUEGO COMPLETO, VER NOMENCLATURA
COMPLETE KIT, SEE NOMENCLATURE
KIT COMPLETO, VEDERE NOMENCLATURA

Rep - Hinw - Fig - Item - Sequenza
1-2-3

POUR FLEXIBLE ET RACCORD
FÜR SCHLAUCH UND VERSCHRAUBUNG
PARA FLEXIBLE Y RACOR
FOR HOSE AND CONNECTION
PER FLESSIBILE E RACCORDO



POUR TUBE
FÜR ROHR - PARA TUBO
FOR TUBE - PER TUBO



Catalogue : 647010

1

KIT HYDRAULIQUE ACCESSOIRE 3ème ELEMENT (Double effet)
 KIT 3er ELEMENT ZUBEHOR HYDRAULIK (Doppelt wirkend)
 KIT HIDRAULICO ACCESORIO 3ro ELEMENTO (Doble efecto)
 3rd ELEMENT ATTACHMENT HYDRAULIC KIT (Double-acting)
 KIT IDRAULICO ACCESSORIO 3 ELEMENTO (Doppio effetto)

Qté-Menge-Cant-Qty-Q.ta

10 AD

188

M

| | | | | | | | | | | |
|-----|----|------|----|-------|-------|-----|------|-------|----|-------|
| 1- | M | 26-2 | S3 | E2/E3 | 11- | MC | 70 | PS | S3 | E2/E3 |
| 2- | M | 30-2 | S3 | E2/E3 | 12- | M-X | 30-4 | S3-E3 | | |
| 3- | M | 26-4 | S3 | E2/E3 | 13- | M-X | 50-4 | S3-E3 | | |
| 4- | M | 30-4 | S3 | E2/E3 | 14- | M-X | 70-2 | S3-E3 | | |
| 5- | M | 40-4 | S3 | E2/E3 | 15- | | | | | |
| 6- | M | 50-4 | S3 | E2/E3 | 16- | | | | | |
| 7- | MC | 30 | S3 | E2/E3 | 17- | | | | | |
| 8- | MC | 40 | PS | S3 | E2/E3 | 18- | | | | |
| 9- | MC | 50 | PS | S3 | E2/E3 | 19- | | | | |
| 10- | MC | 60 | PS | S3 | E2/E3 | 20- | | | | |

| Rep Hinw Fig Item Rif | Numéro Teil-Nr Numero Part-Nr Part-Nr | Désignation Bezeichnung Descripcion Description Descrizione |
|-----------------------------------|---|--|
| 1 | 560369 | Kit hydraulique accessoire complet (mât 3,60 m) Kompletter kit zübehör hydraulik (hubmast 3,60 m) Kit hidraulico accesorio completo (mástil 3,60 m) Complete attachment hydraulic kit (mast 3,60 m) Kit idraulico accessorio completo (rampa 3,60 m) |
| 2 | 560370 | Kit hydraulique accessoire complet (mât 4,00 m) Kompletter kit zübehör hydraulik (hubmast 4,00 m) Kit hidraulico accesorio completo (mástil 4,00 m) Complete attachment hydraulic kit (mast 4,00 m) Kit idraulico accessorio completo (rampa 4,00 m) |
| 3 | 560371 | Kit hydraulique accessoire complet (mât 4,50 m) Kompletter kit zübehör hydraulik (hubmast 4,50 m) Kit hidraulico accesorio completo (mástil 4,50 m) Complete attachment hydraulic kit (mast 4,50 m) Kit idraulico accessorio completo (rampa 4,50 m) |
| 4 | 189956 | Joint torique - "0" ring Junta tórica - "0" ring Anello OR - |
| 5 | 174548 | Raccord Union Prolongateur - Verschraubung Racor - Connection Raccordo - |
| 6 | 207414 | Flexible (Lg 2100) - Schlauch Flexible - Hose Flessibile - |
| 7 | 170387 | Demi-collier - Halb-klemme Media abrazadera - Half-clamp Fascetta - |
| 8 | 168854 | Plaque de protection - Schutzplatte Placa de protección - Protection plate Piastra di protezione - |
| 9 | 58530 | Vis H,M 8- 45-8.8-ZN8/C - Schraube Tornillo - Screw Vite - |
| 10 | 198273 | Tube (mât 4,00 m) - Rohr (hubmast 4,00 m) Tubo (mástil 4,00 m) - Tube (mast 4,00 m) Tubo (albero 4,00 m) - |

| 1 | 2 | 3 | 4 | 5 | 6 | 7 | 8 | 9 | 10 | 11 | 12 | 13 | 14 | 15 | 16 | 17 | 18 | 19 | 20 |
|---|---|---|---|---|---|---|---|---|----|----|----|----|----|----|----|----|----|----|----|
| | | | | | | | | | 1 | 1 | | | 1 | | | | | | |
| | | | | | | | | | 1 | 1 | | | 1 | | | | | | |
| | | | | | | | | | 1 | 1 | | | 1 | | | | | | |
| | | | | | | | | | X | X | | | X | | | | | | |
| | | | | | | | | | 1 | 1 | | | 1 | | | | | | |
| | | | | | | | | | 2 | 2 | | | 2 | | | | | | |
| | | | | | | | | | 6 | 6 | | | 6 | | | | | | |
| | | | | | | | | | 2 | 2 | | | 2 | | | | | | |
| | | | | | | | | | 2 | 2 | | | 2 | | | | | | |
| | | | | | | | | | 1 | 1 | | | 1 | | | | | | |

+

2

Catalogue : 647010

KIT HYDRAULIQUE ACCESSOIRE 3ème ELEMENT (Double effet)
 KIT 3er ELEMENT ZUBEHOR HYDRAULIK (Doppelt wirkend)
 KIT HIDRAULICO ACCESORIO 3ro ELEMENTO (Doble efecto)
 3rd ELEMENT ATTACHMENT HYDRAULIC KIT (Double-acting)
 KIT IDRAULICO ACCESSORIO 3 ELEMENTO (Doppio effetto)

Qté-Menge-Cant-Qty-Q.ta

10 AD

188

M

1- M 26-2 S3 E2/E3 11- MC 70 PS S3 E2/E3
 2- M 30-2 S3 E2/E3 12- M-X 30-4 S3-E3
 3- M 26-4 S3 E2/E3 13- M-X 50-4 S3-E3
 4- M 30-4 S3 E2/E3 14- M-X 70-2 S3-E3
 5- M 40-4 S3 E2/E3 15-
 6- M 50-4 S3 E2/E3 16-
 7- MC 30 S3 E2/E3 17-
 8- MC 40 PS S3 E2/E3 18-
 9- MC 50 PS S3 E2/E3 19-
 10- MC 60 PS S3 E2/E3 20-

| Rep Hinw Fig Item Rif | Número Teil-Nr Numero Part-Nr Part-Nr | Désignation Bezeichnung Descripcion Description Descrizione | 1 | 2 | 3 | 4 | 5 | 6 | 7 | 8 | 9 | 10 | 11 | 12 | 13 | 14 | 15 | 16 | 17 | 18 | 19 | 20 | |
|-----------------------------------|---|---|--|---|---|---|---|---|---|---|---|----|----|----|----|----|----|----|----|----|----|----|--|
| 10 | 198292 | Tube (mât 3,60 m) Tubo (mástil 3,60 m) Tubo (albero 3,60 m) | - | | | | | | | | | 1 | 1 | | | 1 | | | | | | | |
| 10 | 198296 | Tube (mât 4,50 m) Tubo (mástil 4,50 m) Tubo (albero 4,50 m) | - Rohr (hubmast 4,50 m) - Tube (mast 4,50 m) - | | | | | | | | | 1 | 1 | | | 1 | | | | | | | |
| 11 | 198271 | Tube (mât 4,00 m) Tubo (mástil 4,00 m) Tubo (albero 4,00 m) | - Rohr (hubmast 4,00 m) - Tube (mast 4,00 m) - | | | | | | | | | 1 | 1 | | | 1 | | | | | | | |
| 11 | 198294 | Tube (mât 3,60 m) Tubo (mástil 3,60 m) Tubo (albero 3,60 m) | - Rohr (hubmast 3,60 m) - Tube (mast 3,60 m) - | | | | | | | | | 1 | 1 | | | 1 | | | | | | | |
| 11 | 198298 | Tube (mât 4,50 m) Tubo (mástil 4,50 m) Tubo (albero 4,50 m) | - Rohr (hubmast 4,50 m) - Tube (mast 4,50 m) - | | | | | | | | | 1 | 1 | | | 1 | | | | | | | |
| 12 | 218680 | Plaque de fixation Placa de fijación Piastra di fissaggio | - Befestigung Platte - Fastening plate - | | | | | | | | | 1 | 1 | | | 1 | | | | | | | |
| 13 | 167155 | Vis CHc,M 6- 25 zinguée Tornillo Vite | - Schraube - Screw - | | | | | | | | | 4 | 4 | | | 4 | | | | | | | |
| 14 | 168850 | Demi-collier Media abrazadera Fascetta | - Halb-klemme - Half-clamp - | | | | | | | | | 4 | 4 | | | 4 | | | | | | | |
| 15 | 42231 | Rondelle W12 ZN Arandela Rondella | - Unterlegscheibe - Washer - | | | | | | | | | 2 | 2 | | | 2 | | | | | | | |
| 16 | 168850 | Demi-collier Media abrazadera Fascetta | - Halb-klemme - Half-clamp - | | | | | | | | | 4 | 4 | | | 4 | | | | | | | |
| 17 | 9142 | Vis CHc,M 6- 35 zinguée Tornillo Vite | - Schraube - Screw - | | | | | | | | | 4 | 4 | | | 4 | | | | | | | |

+

Catalogue : 647010

3

KIT HYDRAULIQUE ACCESSOIRE 3ème ELEMENT (Double effet)
 KIT 3er ELEMENT ZUBEHOR HYDRAULIK (Doppelt wirkend)
 KIT HIDRAULICO ACCESORIO 3ro ELEMENTO (Doble efecto)
 3rd ELEMENT ATTACHMENT HYDRAULIC KIT (Double-acting)
 KIT IDRAULICO ACCESSORIO 3 ELEMENTO (Doppio effetto)

| Qté-Menge-Cant-Qty-Q.ta | 10 AD | 188 |
|-------------------------|-----------------------|-----|
| 1- M 26-2 S3 E2/E3 | 11- MC 70 PS S3 E2/E3 | |
| 2- M 30-2 S3 E2/E3 | 12- M-X 30-4 S3-E3 | |
| 3- M 26-4 S3 E2/E3 | 13- M-X 50-4 S3-E3 | |
| 4- M 30-4 S3 E2/E3 | 14- M-X 70-2 S3-E3 | |
| 5- M 40-4 S3 E2/E3 | 15- | |
| 6- M 50-4 S3 E2/E3 | 16- | |
| 7- MC 30 S3 E2/E3 | 17- | |
| 8- MC 40 PS S3 E2/E3 | 18- | |
| 9- MC 50 PS S3 E2/E3 | 19- | |
| 10- MC 60 PS S3 E2/E3 | 20- | |

M

| Rep Hinw Fig Item Rif | Número Teil-Nr Numero Part-Nr Part-Nr | Désignation Bezeichnung Descripcion Description Descrizione | 1 | 2 | 3 | 4 | 5 | 6 | 7 | 8 | 9 | 10 | 11 | 12 | 13 | 14 | 15 | 16 | 17 | 18 | 19 | 20 | |
|-----------------------------------|---|---|---|---|---|---|---|---|---|---|---|----|----|----|----|----|----|----|----|----|----|----|--|
| 18 | 168758 | Demi-collier Media abrazadera Fascetta - Halb-klemme - Half-clamp - | | | | | | | | | | 6 | 6 | | | 6 | | | | | | | |
| 19 | 168494 | Plaque de protection Placa de protección Piastra di protezione - Schutzplatte - Protection plate - | | | | | | | | | | 3 | 3 | | | 3 | | | | | | | |
| 20 | 6224 | Vis H,M 8- 40-8.8-ZN8/C Tornillo Vite - Schraube - Screw - | | | | | | | | | | 2 | 2 | | | 2 | | | | | | | |
| 21 | 241353 | Support poulie Soporte polea Supporto puleggia - Riemen träger - Bracket pulley - | | | | | | | | | | 1 | 1 | | | 1 | | | | | | | |
| 22 | 29475 | Vis H,M12- 45-8.8-ZN8/C Tornillo Vite - Schraube - Screw - | | | | | | | | | | 2 | 2 | | | 2 | | | | | | | |
| 23 | 42231 | Rondelle W12 ZN Arandela Rondella - Unterlegscheibe - Washer - | | | | | | | | | | 2 | 2 | | | 2 | | | | | | | |
| 24 | 61676 | Rondelle M 12 ZN Arandela Rondella - Unterlegscheibe - Washer - | | | | | | | | | | 2 | 2 | | | 2 | | | | | | | |
| 25 | 164615 | Poulie de flexible Polea de flexible Puleggia di flessibile - Schlauchriemen - Hose pulley - | | | | | | | | | | 2 | 2 | | | 2 | | | | | | | |
| 26 | 198737 | Axe de poulie Eje de polea Perno di puleggia - Riemenachse - Pulley axle - | | | | | | | | | | 1 | 1 | | | 1 | | | | | | | |
| 27 | 9784 | Goupille "Beta" de 4 Pasador Spina - Stift - Pin - | | | | | | | | | | 2 | 2 | | | 2 | | | | | | | |
| 28 | 170257 | Flexible (Lg 2200) Flexible Flessibile - Schlauch - Hose - | | | | | | | | | | 2 | 2 | | | 2 | | | | | | | |

+

10 AD 189

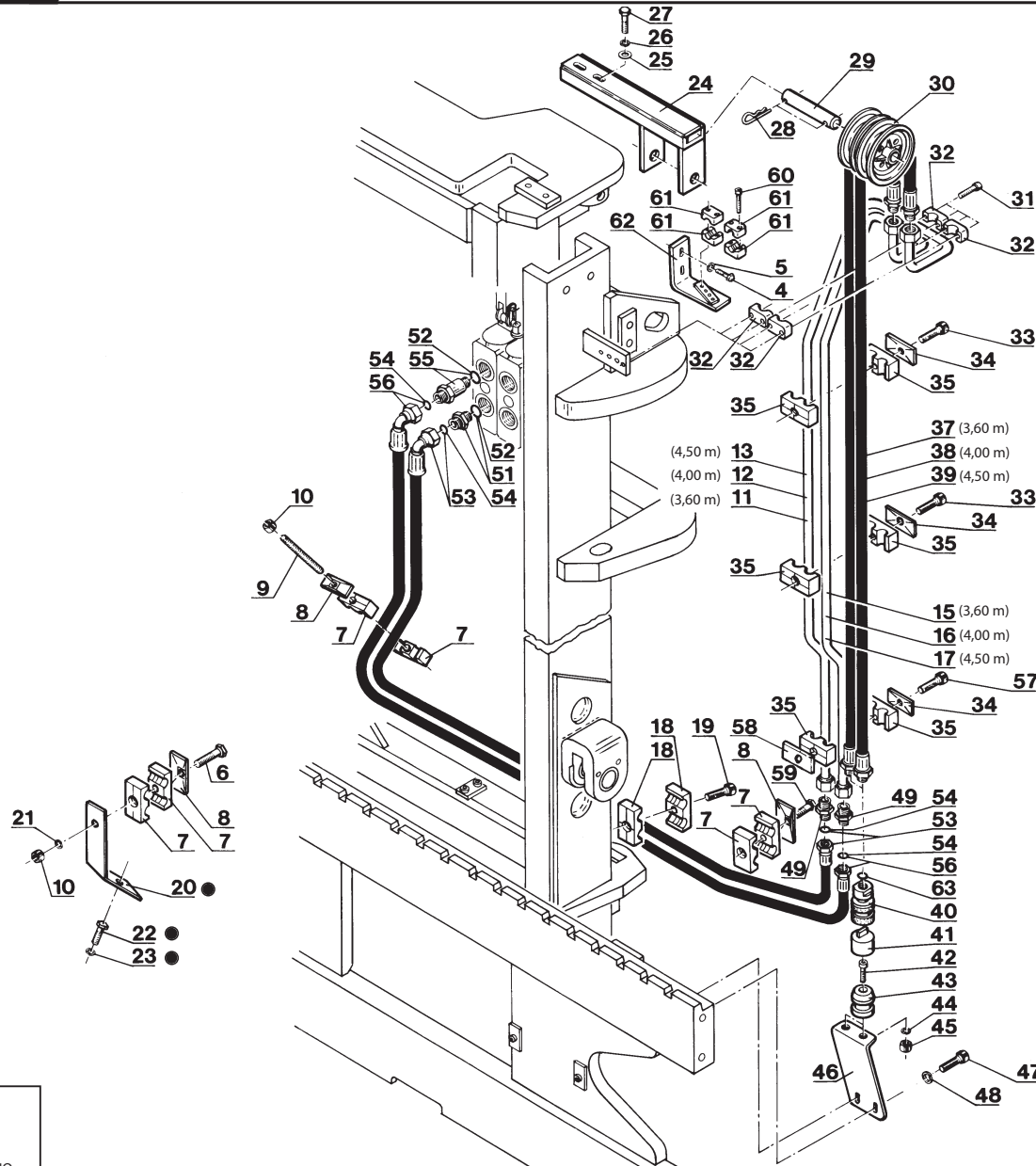
1er MONTAGE
1ste MONTAGE
1ro MONTAJE
1st MOUNTING
1mo MONTAGGIO

KIT HYDRAULIQUE ACCESSOIRE 4ème ELEMENT (Double effet)
KIT 4tr ELEMENT ZUBEHOR HYDRAULIK (Doppeltwirkend)
KIT HIDRAULICO ACCESSORIO 4to ELEMENTO (Doble efecto)
4th ELEMENT ATTACHMENT HYDRAULIC KIT (Double-acting)
KIT IDRAULICO ACCESSORIO 4 ELEMENTO (Duplex effetto)

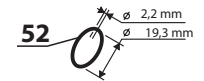
MC 60 PS S.3 / MC 70 PS S.3
M-X 70-2 S.3

KIT COMPLET, VOIR NOMENCLATURE
KOMPLETTER KIT, SIEHE STÜCKLISTE
JUEGO COMPLETO, VER NOMENCLATURA
COMPLETE KIT, SEE NOMENCLATURE
KIT COMPLETO, VEDERE NOMENCLATURA

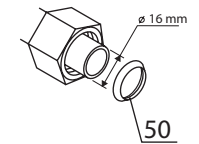
Rep - Hinw - Fig - Item - Sequenza
1-2-3



POUR FLEXIBLE ET RACCORD
FÜR SCHLAUCH UND VERSCHRAUBUNG
PARA FLEXIBLE Y RACOR
FOR HOSE AND CONNECTION
PER FLESSIBILE E RACCORDO



POUR TUBE
FÜR ROHR - PARA TUBO
FOR TUBE - PER TUBO



● SUIVANT MONTAGE
NACH MONTAGE
SEGUN MONTAJE
AS MOUNTING
SECONDO MONTAGGIO

Catalogue : 647010

1

KIT HYDRAULIQUE ACCESSOIRE 4ème ELEMENT (Double effet)
 KIT 4tr ELEMENT ZUBEHOR HYDRAULIK (Doppeltwirkend)
 KIT HIDRAULICO ACCESORIO 4to ELEMENTO (Doble efecto)
 4th ELEMENT ATTACHMENT HYDRAULIC KIT (Double-acting)
 KIT IDRAULICO ACCESSORIO 4 ELEMENTO (Doppio effetto)

Qté-Menge-Cant-Qty-Q.ta

10 AD

189

M

| | | | | | | | | | | |
|-----|----|------|----|-------|-------|-----|------|-------|----|-------|
| 1- | M | 26-2 | S3 | E2/E3 | 11- | MC | 70 | PS | S3 | E2/E3 |
| 2- | M | 30-2 | S3 | E2/E3 | 12- | M-X | 30-4 | S3-E3 | | |
| 3- | M | 26-4 | S3 | E2/E3 | 13- | M-X | 50-4 | S3-E3 | | |
| 4- | M | 30-4 | S3 | E2/E3 | 14- | M-X | 70-2 | S3-E3 | | |
| 5- | M | 40-4 | S3 | E2/E3 | 15- | | | | | |
| 6- | M | 50-4 | S3 | E2/E3 | 16- | | | | | |
| 7- | MC | 30 | S3 | E2/E3 | 17- | | | | | |
| 8- | MC | 40 | PS | S3 | E2/E3 | 18- | | | | |
| 9- | MC | 50 | PS | S3 | E2/E3 | 19- | | | | |
| 10- | MC | 60 | PS | S3 | E2/E3 | 20- | | | | |

| Rep Hinw Fig Item Rif | Numéro Teil-Nr Numero Part-Nr Part-Nr | Désignation Bezeichnung Descripcion Description Descrizione |
|-----------------------------------|---|---|
| 1 | 560372 | Kit hydraulique accessoire complet (mât 3,60 m) Kompletter kit zübehor hydraulik (hubmast 3,60 m) Kit hidraulico accesorio completo (mástil 3,60 m) Complete attachment hydraulic kit (mast 3,60 m) Kit idraulico accesorio completo (rampa 3,60 m) |
| 2 | 560373 | Kit hydraulique accessoire complet (mât 4,00 m) Kompletter kit zübehor hydraulik (hubmast 4,00 m) Kit hidraulico accesorio completo (mástil 4,00 m) Complete attachment hydraulic kit (mast 4,00 m) Kit idraulico accesorio completo (rampa 4,00 m) |
| 3 | 560374 | Kit hydraulique accessoire complet (mât 4,50 m) Kompletter kit zübehor hydraulik (hubmast 4,50 m) Kit hidraulico accesorio completo (mástil 4,50 m) Complete attachment hydraulic kit (mast 4,50 m) Kit idraulico accesorio completo (rampa 4,50 m) |
| 4 | 63546 | Vis H,M12- 20-8.8-ZN8/C - Schraube Tornillo - Screw Vite - |
| 5 | 42231 | Rondelle W12 ZN - Unterlegscheibe Arandela - Washer Rondella - |
| 6 | 58533 | Vis H,M 8- 60-8.8-ZN8/C - Schraube Tornillo - Screw Vite - |
| 7 | 168758 | Demi-collier - Halb-klemme Media abrazadera - Half-clamp Fascetta - |
| 8 | 168494 | Plaque de protection - Schutzplatte Placa de protección - Protection plate Piastra di protezione - |
| 9 | 55475 | Tige fileté M8 (Lg 90) - Schraubenspindel Varilla fileteada - Screwed spindle Stelo filettato - |
| 10 | 58528 | Ecrou H ,M 8 ZN - Mutter Tuerca - Nut Dado - |

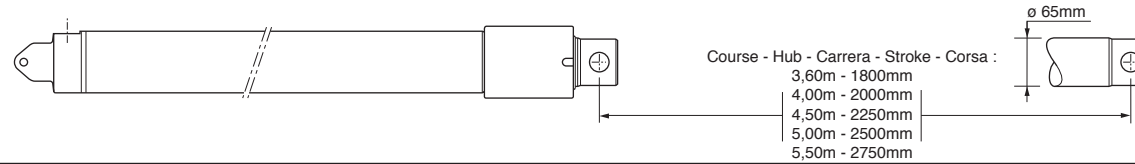
| 1 | 2 | 3 | 4 | 5 | 6 | 7 | 8 | 9 | 10 | 11 | 12 | 13 | 14 | 15 | 16 | 17 | 18 | 19 | 20 |
|---|---|---|---|---|---|---|---|---|----|----|----|----|----|----|----|----|----|----|----|
| | | | | | | | | | | 1 | 1 | | | | | | | | |
| | | | | | | | | | | 1 | 1 | | | | | | | | |
| | | | | | | | | | | 1 | 1 | | | | | | | | |
| | | | | | | | | | | 2 | 2 | | | | | | | | |
| | | | | | | | | | | 2 | 2 | | | | | | | | |
| | | | | | | | | | | 1 | 1 | | | | | | | | |
| | | | | | | | | | | 6 | 6 | | | | | | | | |
| | | | | | | | | | | 3 | 3 | | | | | | | | |
| | | | | | | | | | | 1 | 1 | | | | | | | | |
| | | | | | | | | | | 3 | 3 | | | | | | | | |



10 CA 72

HYDRAULIQUE (Vérin d' élévation)
 HYDRAULIK (Hubzylinder)
 HIDRAULICO (Cilindro de elevación)
 HYDRAULIC (Lifting cylinder)
 IDRAULICO (Cilindro di sollevamento)

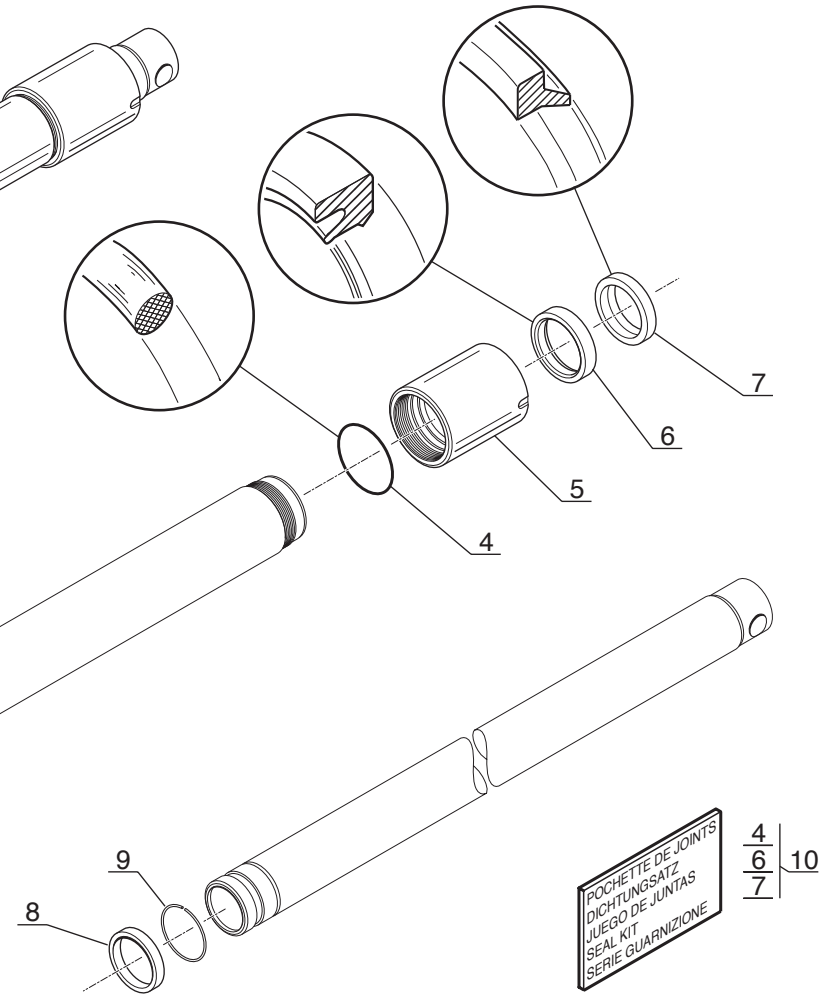
MC 60 PS S.3



NON LIVRE AVEC VERIN
 NICHT GELIEFERT MIT ZYLINDER
 NO ENTREGADOS CON CILINDRO
 NOT DELIVERED WITH CYLINDER
 NON CONSEGNARE CON CYLINDER

- (3,60m) 1
- (4,00m) 2
- (4,50m) 3
- (5,00m) 11
- (5,50m) 12

- 1800mm : 218 297 (3,60m)
- 2000mm : 218 298 (4,00m)
- 2250mm : 218 299 (4,50m)
- 2500mm : 223 867 (5,00m)
- 2750mm : 231 766 (5,50m)



POCHETTE DE JOINTS
 DICHTUNGSATZ
 JUEGO DE JUNTAS
 SEAL KIT
 SERIE GUARNIZIONE

4
6
7 | 10

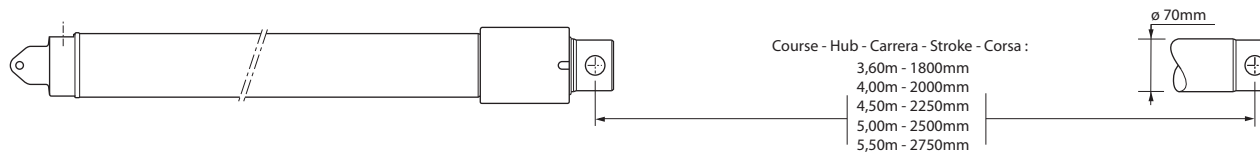
Catalogue : 647010

| 1 | HYDRAULIQUE (Vérin d'élévation) HYDRAULIK (Hubzylinder) HIDRAULICO (Cilindro de elevación) HYDRAULIC (Lifting cylinder) IDRAULICO (Cilindro di sollevamento) | | | Qté-Menge-Cant-Qty-Q.ta | | | | | | | | | | 10 CA | 72 | M | | | | | | | | |
|----|--|--|---|-------------------------|---|---|---|---|---|---|---|---|----|-------|----|----|----|----|----|----|----|----|----|--|
| | Rep Hinw Fig Item Rif | Numéro Teil-Nr Numero Part-Nr Part-Nr | Désignation Bezeichnung Description Descrizione | 1 | 2 | 3 | 4 | 5 | 6 | 7 | 8 | 9 | 10 | 11 | 12 | 13 | 14 | 15 | 16 | 17 | 18 | 19 | 20 | |
| 1 | 218297 | Vérin d'éléva. D:65mm C:1800mm- Cilindro de elevación - Cilindro di sollevamento - | Hubzylinder - Lifting cylinder - | | | | | | | | | | 2 | | | | | | | | | | | |
| 2 | 218298 | Vérin d'éléva. D:65mm C:2000mm- Cilindro de elevación - Cilindro di sollevamento - | Hubzylinder - Lifting cylinder - | | | | | | | | | | 2 | | | | | | | | | | | |
| 3 | 218299 | Vérin d'éléva. D:65mm C:2250mm- Cilindro de elevación - Cilindro di sollevamento - | Hubzylinder - Lifting cylinder - | | | | | | | | | | 2 | | | | | | | | | | | |
| 4 | 197710 | Joint torique Junta tórica Anello OR | - "0" ring - "0" ring - | | | | | | | | | | 1 | | | | | | | | | | | |
| 5 | 197705 | Bague de fermeture Anillo de cierre Anello di chiusura | - Schlussring - Fastening ring - | | | | | | | | | | 1 | | | | | | | | | | | |
| 6 | 197708 | Joint d'étanchéité Junta de estanqueidad Guarnizióne | - Dichtungsring - Seal - | | | | | | | | | | 1 | | | | | | | | | | | |
| 7 | 197709 | Joint d'étanchéité Junta de estanqueidad Guarnizióne | - Dichtungsring - Seal - | | | | | | | | | | 1 | | | | | | | | | | | |
| 8 | 548002 | Piston de vérin Pistón de cilindro Pistone del cilindro | - Zylinderkolben - Cylinder piston - | | | | | | | | | | 1 | | | | | | | | | | | |
| 9 | 197670 | Jonc d'arrêt Anillo de parada Giunto | - Sprengring - Snap ring - | | | | | | | | | | 1 | | | | | | | | | | | |
| 10 | 197706 | Pochette de joints Juego de juntas Serie guarnizióne | - Dichtungssatz - Seal kit - | | | | | | | | | | 1 | | | | | | | | | | | |

10 CA 73

HYDRAULIQUE (Vérin d'élévation)
 HYDRAULIK (Hubzylinder)
 HIDRAULICO (Cilindro de elevación)
 HYDRAULIC (Lifting cylinder)
 IDRAULICO (Cilindro di sollevamento)

MC 70 PS S.3
 M-X 70-2 S.3



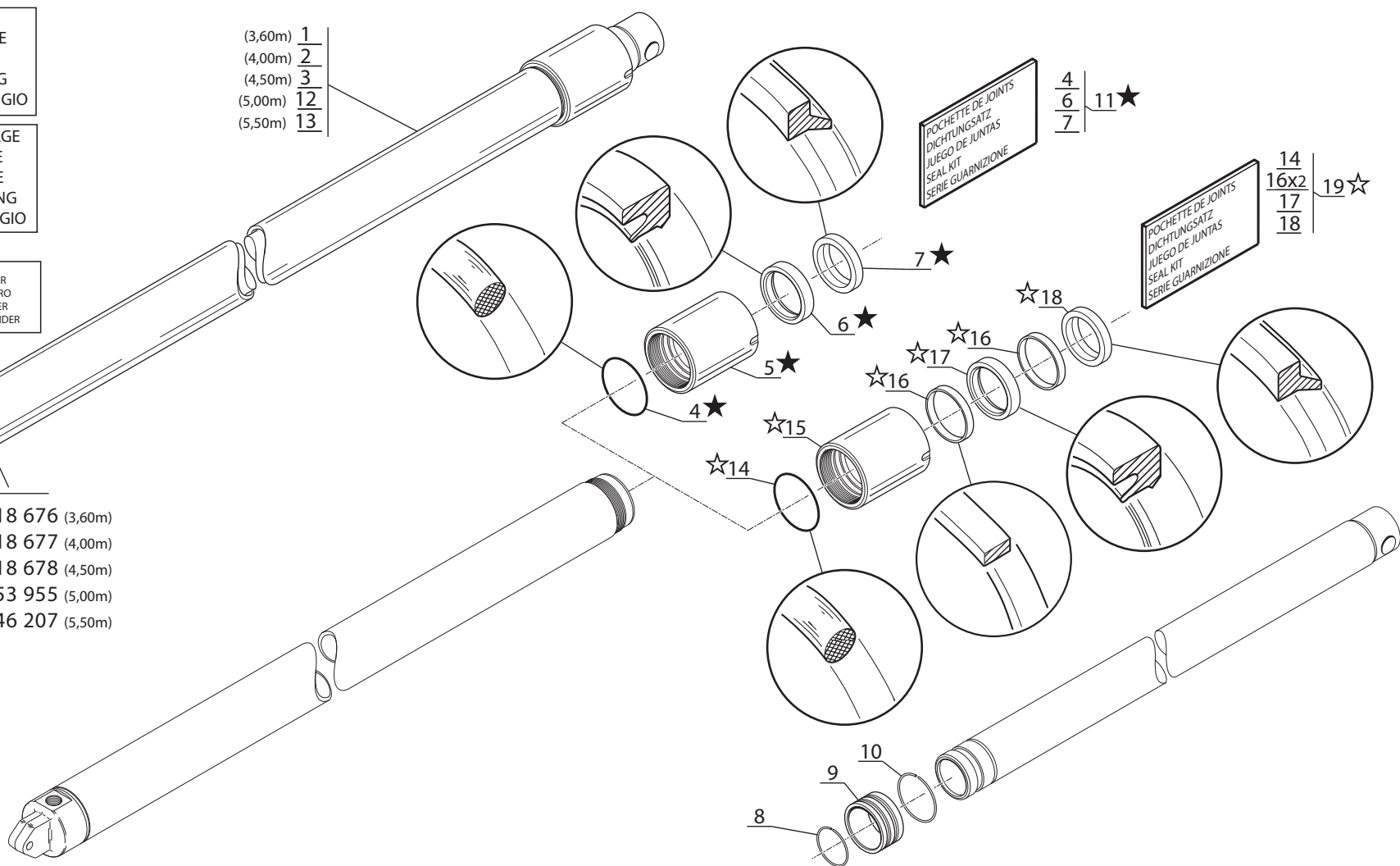
★ 1er MONTAGE
 1ste MONTAGE
 1ro MONTAJE
 1st MOUNTING
 1mo MONTAGGIO

(3,60m) 1
 (4,00m) 2
 (4,50m) 3
 (5,00m) 12
 (5,50m) 13

☆ 2ème MONTAGE
 2te MONTAGE
 2do MONTAJE
 2nd MOUNTING
 2do MONTAGGIO

NON LIVRE AVEC VERIN
 NICHT GELIEFERT MIT ZYLINDER
 NO ENTREGADOS CON CILINDRO
 NOT DELIVERED WITH CYLINDER
 NON CONSEGNARE CON CILINDRO

1800mm : 218 676 (3,60m)
 2000mm : 218 677 (4,00m)
 2250mm : 218 678 (4,50m)
 2500mm : 253 955 (5,00m)
 2750mm : 246 207 (5,50m)



Catalogue : 647010

1

HYDRAULIQUE (Vérin d'élévation)
 HYDRAULIK (Hubzylinder)
 HIDRAULICO (Cilindro de elevación)
 HYDRAULIC (Lifting cylinder)
 IDRAULICO (Cilindro di sollevamento)

Qté-Menge-Cant-Qty-Q.ta

10 CA

73

M

1- M 26-2 S3 E2/E3 11- MC 70 PS S3 E2/E3
 2- M 30-2 S3 E2/E3 12- M-X 30-4 S3-E3
 3- M 26-4 S3 E2/E3 13- M-X 50-4 S3-E3
 4- M 30-4 S3 E2/E3 14- M-X 70-2 S3-E3
 5- M 40-4 S3 E2/E3 15-
 6- M 50-4 S3 E2/E3 16-
 7- MC 30 S3 E2/E3 17-
 8- MC 40 PS S3 E2/E3 18-
 9- MC 50 PS S3 E2/E3 19-
 10- MC 60 PS S3 E2/E3 20-

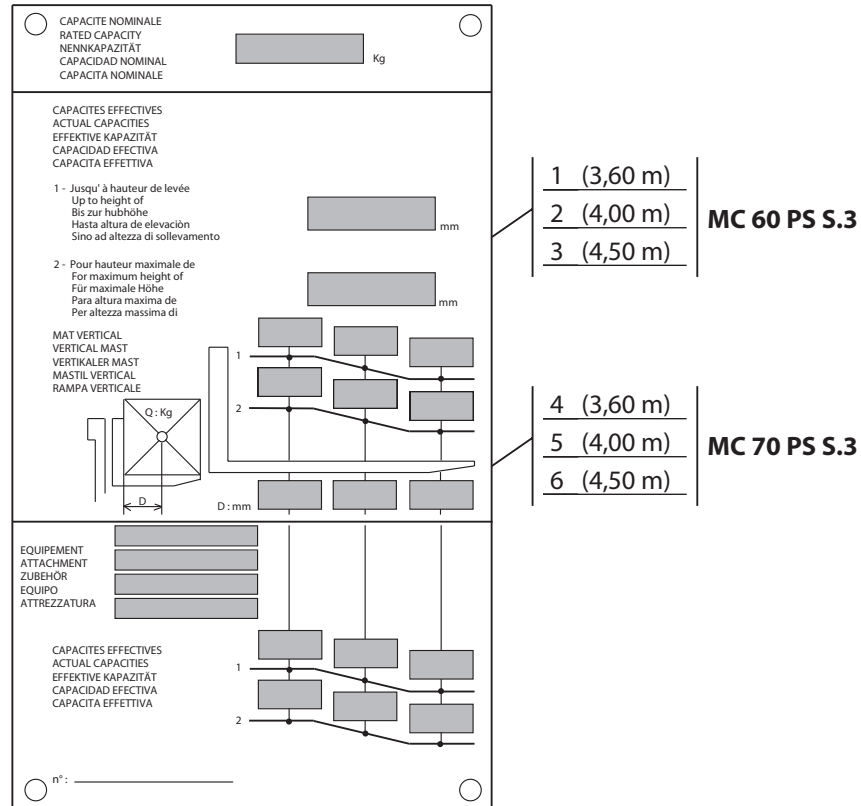
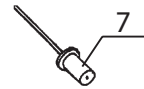
| Rep Hinw Fig Item Rif | Numéro Teil-Nr Numero Part-Nr Part-Nr | Désignation Bezeichnung Descripcion Description Descrizione | 1 | 2 | 3 | 4 | 5 | 6 | 7 | 8 | 9 | 10 | 11 | 12 | 13 | 14 | 15 | 16 | 17 | 18 | 19 | 20 | |
|-----------------------------------|---|---|---|---|---|---|---|---|---|---|---|----|----|----|----|----|----|----|----|----|----|----|--|
| 1 | 218676 | Vérin d'éléva. D:70mm C:1800mm- Hubzylinder Cilindro de elevación - Lifting cylinder Cilindro di sollevamento - | | | | | | | | | | | 2 | | | 2 | | | | | | | |
| 2 | 218677 | Vérin d'éléva. D:70mm C:2000mm- Hubzylinder Cilindro de elevación - Lifting cylinder Cilindro di sollevamento - | | | | | | | | | | | 2 | | | 2 | | | | | | | |
| 3 | 218678 | Vérin d'éléva. D:70mm C:2250mm- Hubzylinder Cilindro de elevación - Lifting cylinder Cilindro di sollevamento - | | | | | | | | | | | 2 | | | 2 | | | | | | | |
| 4 | 176527 | Joint torique - "0" ring Junta tórica - "0" ring Anello OR - | | | | | | | | | | | 1 | | | 1 | | | | | | | |
| 5 | 176525 | Bague de fermeture - Schlussring Anillo de cierre - Fastening ring Anello di chiusura - | | | | | | | | | | | 1 | | | 1 | | | | | | | |
| 6 | 5240 | Joint d'étanchéité - Dichtungsring Junta de estanqueidad - Seal Guarnizióne - | | | | | | | | | | | 1 | | | 1 | | | | | | | |
| 7 | 5241 | Joint d'étanchéité - Dichtungsring Junta de estanqueidad - Seal Guarnizióne - | | | | | | | | | | | 1 | | | 1 | | | | | | | |
| 8 | 161784 | Jonc d'arrêt - Sprengring Anillo de parada - Snap ring Giunto - | | | | | | | | | | | 1 | | | 1 | | | | | | | |
| 9 | 176526 | Piston de vérin - Zylinderkolben Pistón de cilindro - Cylinder piston Pistone del cilindro - | | | | | | | | | | | 1 | | | 1 | | | | | | | |
| 10 | 176528 | Jonc d'arrêt - Sprengring Anillo de parada - Snap ring Giunto - | | | | | | | | | | | 1 | | | 1 | | | | | | | |
| 11 | 176529 | Pochette de joints - Dichtungssatz Juego de juntas - Seal kit Serie guarnizióne - | | | | | | | | | | | 1 | | | 1 | | | | | | | |

12 AA 437

1er MONTAGE
1ste MONTAGE
1ro MONTAJE
1st MOUNTING
1mo MONTAGGIO

ABAQUE DE CHARGE
BELASTUNG TABELLE
ABACO DE CARGA
LOAD CHART
DIAGRAMMA DI CARICO

MC 60 PS S.3 / MC 70 PS S.3
M-X 70-2 S.3

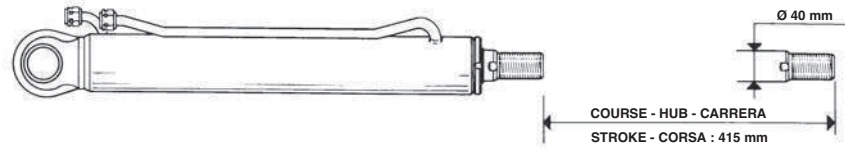


INCLINAISON MAT DOUBLE
DOPPELT HUBMAST NEIGUNG
INCLINACION MASTIL DOBLE
DOUBLE MAST TILTING
INCLINAZIONE RAMPA DUPLEX

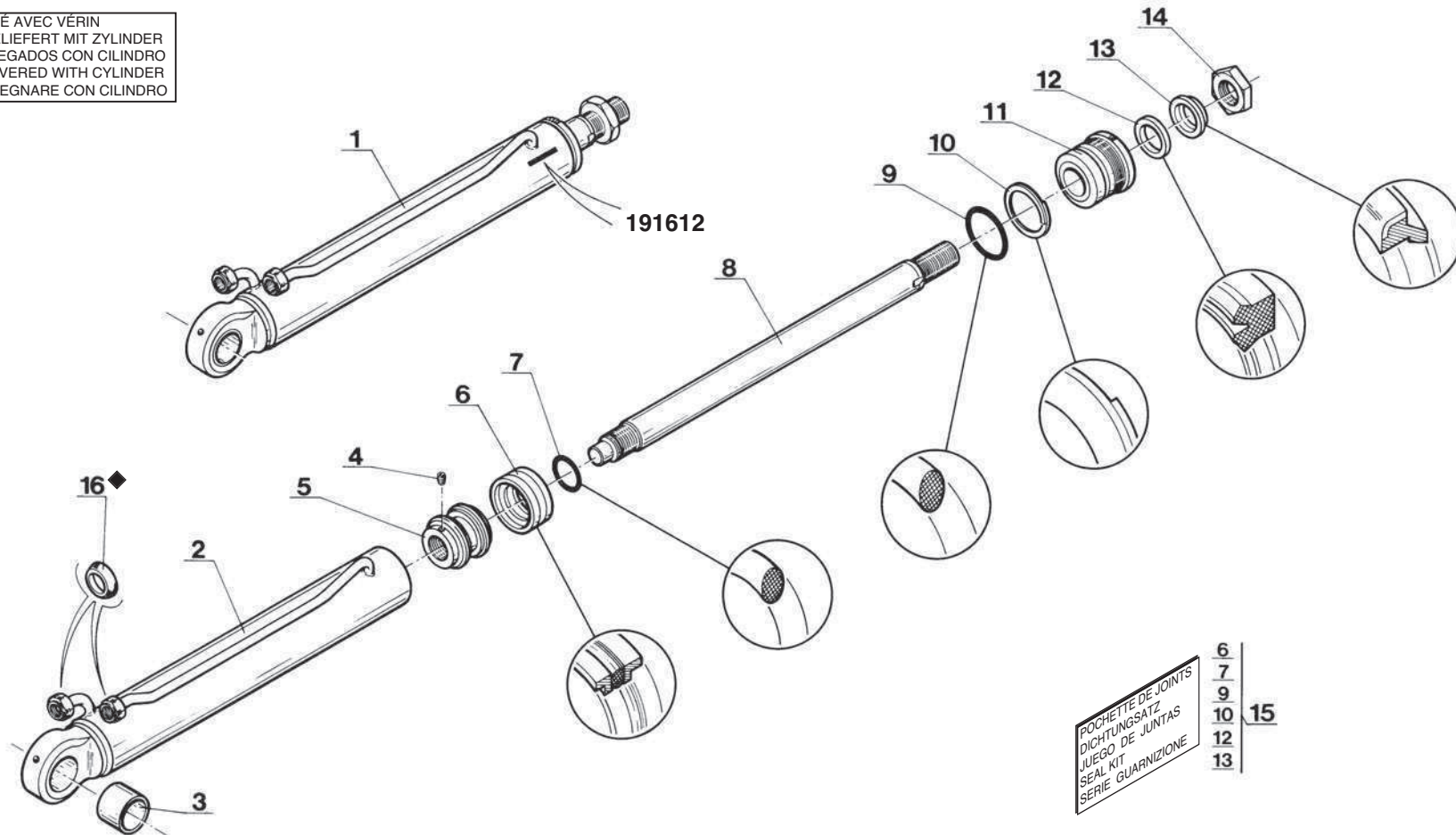
10 CD 8

HYDRAULIQUE (Vérin d'inclinaison) (Inclinaison standard 15°/15°)
HYDRAULIK (Neigungszylinder) (Standard neigung 15°/15°)
HIDRAULICO (Cilindro de inclinación) (Inclinación estandar 15°/15°)
HYDRAULIC (Tilting cylinder) (Standard tilting 15°/15°)
IDRAULICO (Cilindro inclinazione) (Inclinazione standard 15°/15°)

MC 60 PS S.3



◆ NON LIVRÉ AVEC VÉRIN
NICHT GELIEFERT MIT ZYLINDER
NO ENTREGADOS CON CILINDRO
NOT DELIVERED WITH CYLINDER
NO CONSEGNARE CON CILINDRO



Catalogue : 647010

1

HYDRAULIQUE (Vérin inclinaison) (Inclinaison 15°/15°)
 HYDRAULIK (Neigungszylinder) (Standard neigung 15°/15°)
 HIDRAULICO (Cilindro inclinación) (Inclin. estándar 15°/15°)
 HYDRAULIC (Tilting cylinder) (Standard tilting 15°/15°)
 IDRAULICO (Cilindro inclinazione) (inclinazione 15°/15°)

Qté-Menge-Cant-Qty-Q.ta

10 CD

8

M

| | | | | | | | | | | |
|-----|----|------|----|-------|-------|-----|------|-------|----|-------|
| 1- | M | 26-2 | S3 | E2/E3 | 11- | MC | 70 | PS | S3 | E2/E3 |
| 2- | M | 30-2 | S3 | E2/E3 | 12- | M-X | 30-4 | S3-E3 | | |
| 3- | M | 26-4 | S3 | E2/E3 | 13- | M-X | 50-4 | S3-E3 | | |
| 4- | M | 30-4 | S3 | E2/E3 | 14- | M-X | 70-2 | S3-E3 | | |
| 5- | M | 40-4 | S3 | E2/E3 | 15- | | | | | |
| 6- | M | 50-4 | S3 | E2/E3 | 16- | | | | | |
| 7- | MC | 30 | S3 | E2/E3 | 17- | | | | | |
| 8- | MC | 40 | PS | S3 | E2/E3 | 18- | | | | |
| 9- | MC | 50 | PS | S3 | E2/E3 | 19- | | | | |
| 10- | MC | 60 | PS | S3 | E2/E3 | 20- | | | | |

| Rep Hinw Fig Item Rif | Número Teil-Nr Numero Part-Nr Part-Nr | Désignation Bezeichnung Descripcion Description Descrizione |
|-----------------------------------|---|--|
| 1 | 191612 | Vérin inclinai. D:40mm C:415mm- Cilindro de inclinación - Cilindro di inclinazione - |
| 2 | 194522 | Corps de vérin - Cuerpo de cilindro - Camicia del cilindro - |
| 3 | 181246 | Bague - Anillo - Anello - |
| 4 | 550700 | Vis Hc, M 8- 14 bout pointu - Tornillo - Vite - |
| 5 | 194523 | Piston de vérin - Pistón de cilindro - Pistone del cilindro - |
| 6 | 172861 | Joint d'étanchéité - Junta de estanqueidad - Guarnizióne - |
| 7 | 32407 | Joint torique - Junta tórica - Anello OR - |
| 8 | 194524 | Tige de vérin - Vástago de cilindro - Stelo del cilindro - |
| 9 | 4048 | Joint torique - Junta tórica - Anello OR - |
| 10 | 561330 | Joint anti-extrusion - Junta antiextrusión - Guarnizióne - |
| 11 | 194526 | Bague de fermeture - Anillo de cierre - Anello di chiusura - |

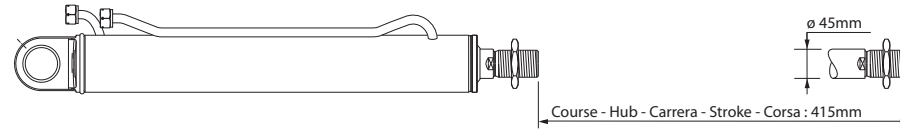
| 1 | 2 | 3 | 4 | 5 | 6 | 7 | 8 | 9 | 10 | 11 | 12 | 13 | 14 | 15 | 16 | 17 | 18 | 19 | 20 |
|---|---|---|---|---|---|---|---|---|----|----|----|----|----|----|----|----|----|----|----|
| | | | | | | | | | | 2 | | | | | | | | | |
| | | | | | | | | | | 1 | | | | | | | | | |
| | | | | | | | | | | 1 | | | | | | | | | |
| | | | | | | | | | | 1 | | | | | | | | | |
| | | | | | | | | | | 1 | | | | | | | | | |
| | | | | | | | | | | 1 | | | | | | | | | |
| | | | | | | | | | | 1 | | | | | | | | | |
| | | | | | | | | | | 1 | | | | | | | | | |
| | | | | | | | | | | 1 | | | | | | | | | |
| | | | | | | | | | | 1 | | | | | | | | | |

+

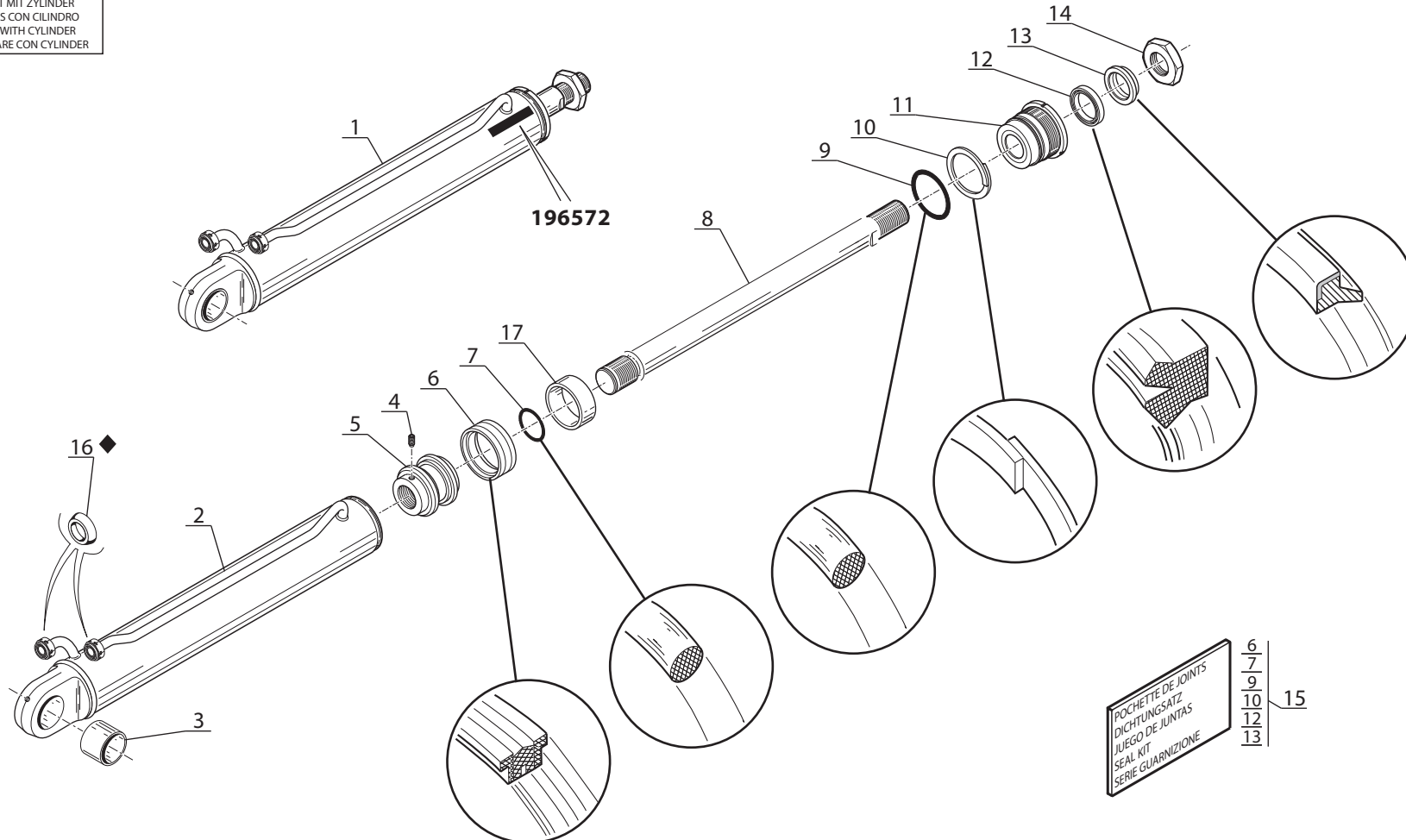
10 CD 9

HYDRAULIQUE (Vérin d'inclinaison) (Inclinaison standard 15°/15°)
HYDRAULIK (Neigungszylinder) (Standard neigung 15°/15°)
HIDRAULICO (Cilindro de inclinación) (Inclinación estandard 15°/15°)
HYDRAULIC (Tilting cylinder) (Standard tilting 15°/15°)
IDRAULICO (Cilindro inclinazione) (Inclinazione standard 15°/15°)

MC 70 PS S.3-E3
M-X 70-2 S.3



◆ NON LIVRE AVEC VERIN
NICHT GELIEFERT MIT ZYLINDER
NO ENTREGADOS CON CILINDRO
NOT DELIVERED WITH CYLINDER
NON CONSEGNARE CON CILINDRO



Catalogue : 647010

| 1 | HYDRAULIQUE (Vérin inclinaison) (Inclinaison 15°/15°) HYDRAULIK (Neigungszylinder) (Standard neigung 15°/15°) HIDRAULICO (Cilindro inclinación) (Inclin. estándar 15°/15°) HYDRAULIC (Tilting cylinder) (Standard tilting 15°/15°) IDRAULICO (Cilindro inclinazione) (inclinazione 15°/15°) | | | Qté-Menge-Cant-Qty-Q.ta | | | | | | | | | | 10 CD | | 9 | | M | | | | | | |
|----|---|--|---|-------------------------|---|---|---|---|---|---|---|---|----|-------|----|----|----|---|----|----|----|----|----|----|
| | Rep Hinw Fig Item Rif | Número Teil-Nr Numero Part-Nr Part-Nr | Désignation Bezeichnung Description Description | 1 | 2 | 3 | 4 | 5 | 6 | 7 | 8 | 9 | 10 | 11 | 12 | 13 | 14 | | 15 | 16 | 17 | 18 | 19 | 20 |
| 1 | 196572 | Vérin inclinai. D:45mm C:415mm- Cilindro de inclinación Cilindro di inclinazione | - Neigungszylinder - Tilting cylinder - | | | | | | | | | | | 2 | | | 2 | | | | | | | |
| 2 | 197613 | Corps de vérin Cuerpo de cilindro Camicia del cilindro | - Zylinder körper - Cylinder body - | | | | | | | | | | | 1 | | | 1 | | | | | | | |
| 3 | 181246 | Bague Anillo Anello | - Büchse - Bushing - | | | | | | | | | | | 1 | | | 1 | | | | | | | |
| 4 | 551264 | Vis Hc, M 8- 18 zinguée Tornillo Vite | - Schraube - Screw - | | | | | | | | | | | 1 | | | 1 | | | | | | | |
| 5 | 184346 | Piston de vérin Pistón de cilindro Pistone del cilindro | - Zylinderkolben - Cylinder piston - | | | | | | | | | | | 1 | | | 1 | | | | | | | |
| 6 | 182277 | Joint d'étanchéité Junta de estanqueidad Guarnizióne | - Dichtungsring - Seal - | | | | | | | | | | | 1 | | | 1 | | | | | | | |
| 7 | 5093 | Joint torique Junta tórica Anello OR | - "0" ring - "0" ring - | | | | | | | | | | | 1 | | | 1 | | | | | | | |
| 8 | 197614 | Tige de vérin Vástago de cilindro Stelo del cilindro | - Zylinder stange - Cylinder rod - | | | | | | | | | | | 1 | | | 1 | | | | | | | |
| 9 | 182280 | Joint torique Junta tórica Anello OR | - "0" ring - "0" ring - | | | | | | | | | | | 1 | | | 1 | | | | | | | |
| 10 | 182283 | Joint anti-extrusion Junta antiextrusión Guarnizióne | - Abstützdichtung - Anti-extrusion seal - | | | | | | | | | | | 1 | | | 1 | | | | | | | |
| 11 | 197696 | Bague de fermeture Anillo de cierre Anello di chiusura | - Schlussring - Fastening ring - | | | | | | | | | | | 1 | | | 1 | | | | | | | |

+

MAT DOUBLE - DOPPELT HUBMAST MASTIL DOBLE - DOUBLE MAST RAMPA DUPLEX

3,60m à / bis / a / to / a 4,50m

**Ref : 698 393
à / bis / a / to / a
Ref : 698 397**

MC 60 PS S3

**Ref : 698 399
à / bis / a / to / a
Ref : 698 403**

MC 70 PS S3 / M-X 70-2 S3

2ème MONTAGE
2te MONTAGE
2do MONTAJE
2nd MOUNTING
2do MONTAGGIO

5 AA 107

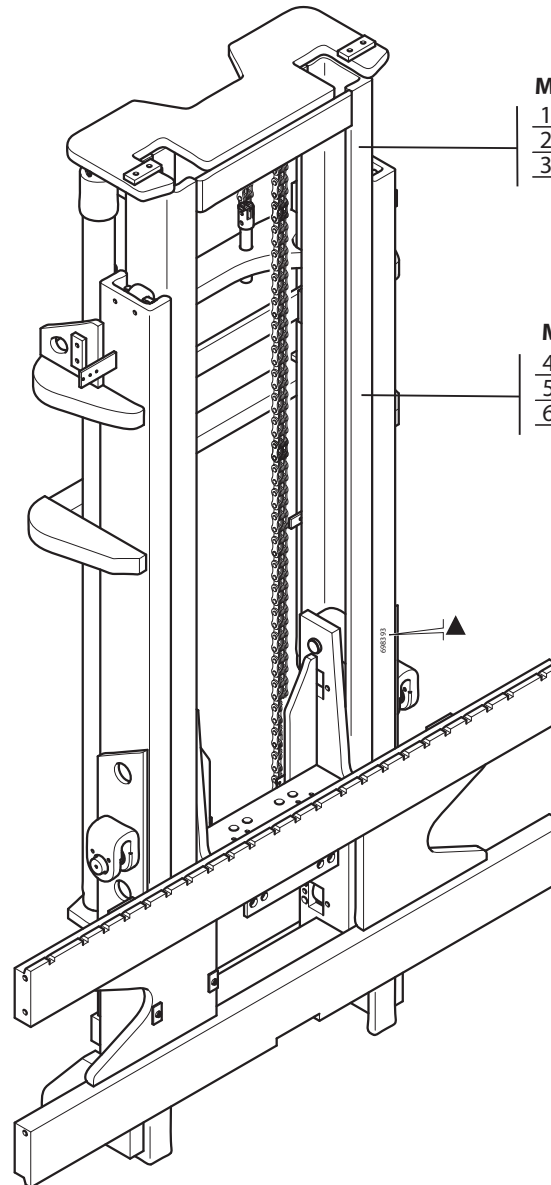
2ème MONTAGE
2te MONTAGE
2do MONTAJE
2nd MOUNTING
2do MONTAGGIO

MAT DOUBLE (Hauteur de levée : 3,60m à 4,50m)
DOPPELT HUBMAST (Hubhöhe : 3,60m bis 4,50m)
MASTIL DOBLE (Altura de levantamiento : 3,60m a 4,50m)
DOUBLE MAST (Lift height : 3,60m to 4,50m)
RAMPA DUPLEX (Altezza di sollevamento : 3,60m a 4,50m)

MC 60 PS S.3 / MC 70 PS S.3
M-X 70-2 S.3

▲ N° DE MAT A SPECIFIER POUR TOUTE COMMANDE DE PIÉCES
HUBMAST NUMMER ZUGEBEN FÜR ALLE TEILE
N° DE MASTIS A ESPECIFICAR PARA TODAS PEDIDAS DE PIEZAS
MAST NUMBER TO SPECIFY FOR ALL PARTS ORDER
N° CARRELLO DA SPECIFICARE PER TUTTE GU ORDINI DEL PARTICOLARI

| | MC 60 PS | MC 70 PS |
|--------|----------|----------|
| 3,60 m | 698 393 | 698 399 |
| 4,00 m | 698 395 | 698 401 |
| 4,50 m | 698 397 | 698 403 |



MC 60 PS

- 1 (3,60 m)
- 2 (4,00 m)
- 3 (4,50 m)

◀ 5 AA 108 - 5 AC 40 - 10 AC 88
10 AD 198 - 10 AD 199
10 CA 72 - 12 AA 523

MC 70 PS

- 4 (3,60 m)
- 5 (4,00 m)
- 6 (4,50 m)

◀ 5 AA 108 - 5 AC 40 - 10 AC 88
10 AD 198 - 10 AD 199
10 CA 73 - 12 AA 523

Catalogue : 647010

1

MAT DOUBLE (Hauteur de levée : 3m60 à 4m50)
 DOPPELT HUBMAST (Hubhöhe : 3m60 bis 4m50)
 MASTIL DOBLE (Altura de levantamiento : 3m60 a 4m50)
 DOUBLE MAST (Lift height : 3m60 to 4m50)
 RAMPA DUPLEX (Altezza di sollevamento : 3m60 a 4m50)

Qté-Menge-Cant-Qty-Q.ta

5 AA

107

M

| | | | | | | | | | | |
|-----|----|------|----|-------|-------|-----|------|-------|----|-------|
| 1- | M | 26-2 | S3 | E2/E3 | 11- | MC | 70 | PS | S3 | E2/E3 |
| 2- | M | 30-2 | S3 | E2/E3 | 12- | M-X | 30-4 | S3-E3 | | |
| 3- | M | 26-4 | S3 | E2/E3 | 13- | M-X | 50-4 | S3-E3 | | |
| 4- | M | 30-4 | S3 | E2/E3 | 14- | M-X | 70-2 | S3-E3 | | |
| 5- | M | 40-4 | S3 | E2/E3 | 15- | | | | | |
| 6- | M | 50-4 | S3 | E2/E3 | 16- | | | | | |
| 7- | MC | 30 | S3 | E2/E3 | 17- | | | | | |
| 8- | MC | 40 | PS | S3 | E2/E3 | 18- | | | | |
| 9- | MC | 50 | PS | S3 | E2/E3 | 19- | | | | |
| 10- | MC | 60 | PS | S3 | E2/E3 | 20- | | | | |

| Rep Hinw Fig Item Rif | Numéro Teil-Nr Numero Part-Nr Part-Nr | Désignation Bezeichnung Descripcion Description Descrizione |
|-----------------------------------|---|---|
| 1 | 698393 | Mât double complet (3,60 m) - Kompletter doppelt hubmast Mastil doble completo - Complete double mast Rampa duplex completo - |
| 2 | 698395 | Mât double complet (4,00 m) - Kompletter doppelt hubmast Mastil doble completo - Complete double mast Rampa duplex completo - |
| 3 | 698397 | Mât double complet (4,50 m) - Kompletter doppelt hubmast Mastil doble completo - Complete double mast Rampa duplex completo - |
| 4 | 698399 | Mât double complet (3,60 m) - Kompletter doppelt hubmast Mastil doble completo - Complete double mast Rampa duplex completo - |
| 5 | 698401 | Mât double complet (4,00 m) - Kompletter doppelt hubmast Mastil doble completo - Complete double mast Rampa duplex completo - |
| 6 | 698403 | Mât double complet (4,50 m) - Kompletter doppelt hubmast Mastil doble completo - Complete double mast Rampa duplex completo - |

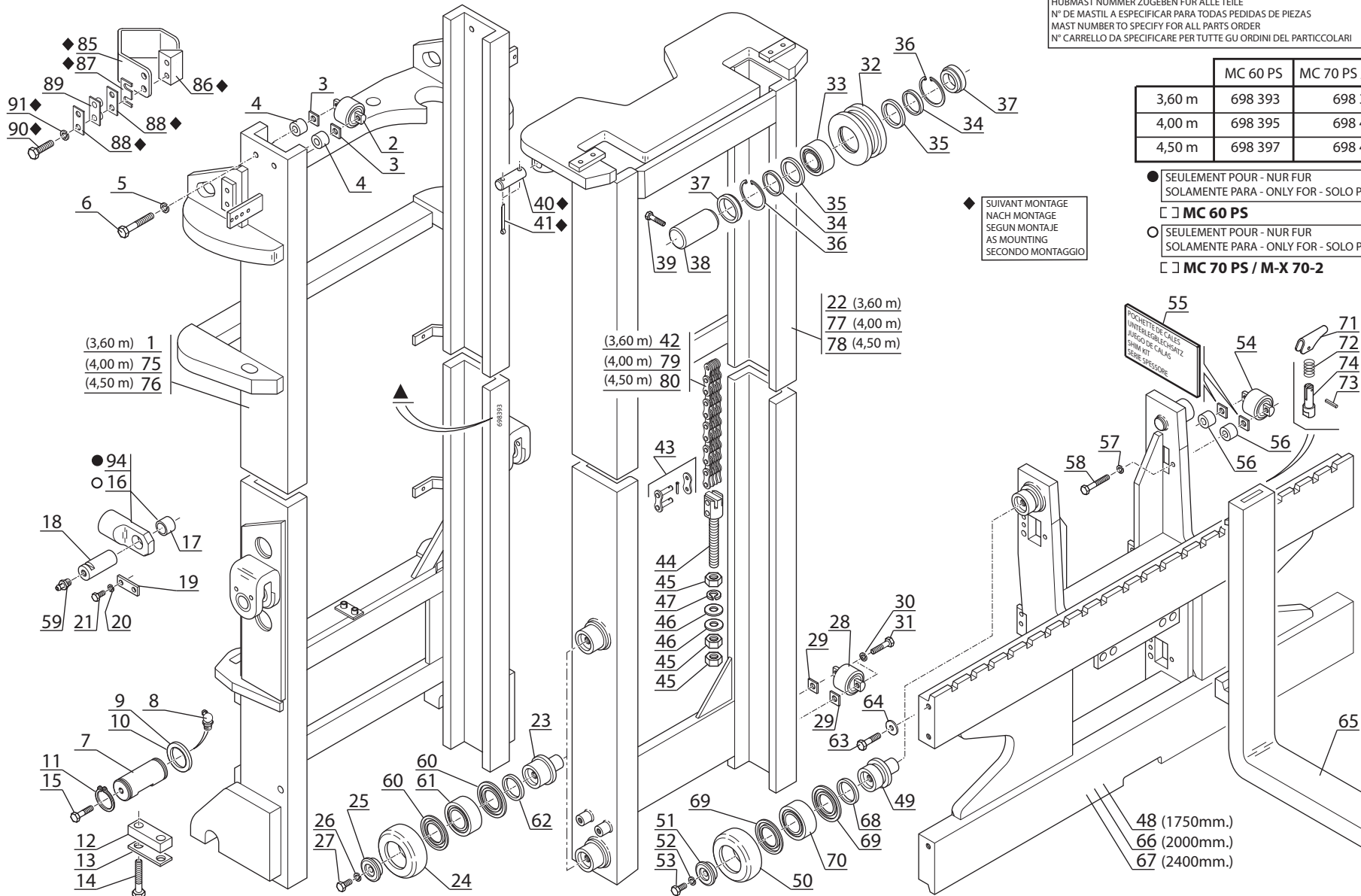
| 1 | 2 | 3 | 4 | 5 | 6 | 7 | 8 | 9 | 10 | 11 | 12 | 13 | 14 | 15 | 16 | 17 | 18 | 19 | 20 |
|---|---|---|---|---|---|---|---|---|----|----|----|----|----|----|----|----|----|----|----|
| | | | | | | | | | | 1 | | | | | | | | | |
| | | | | | | | | | | 1 | | | | | | | | | |
| | | | | | | | | | | 1 | | | | | | | | | |
| | | | | | | | | | | | 1 | | 1 | | | | | | |
| | | | | | | | | | | | 1 | | 1 | | | | | | |
| | | | | | | | | | | | 1 | | 1 | | | | | | |

5 AA 108

2eme MONTAGE
2te MONTAGE
2do MONTAJE
2nd MOUNTING
2do MONTAGGIO

MAT DOUBLE (Hauteur de levée : 3,60m à 4,50m)(Inclinaison standard : 15°/15°)
DOPPELT HUBMAST (Hubhöhe : 3,60m bis 4,50m)(Standard neigung : 15°/15°)
MASTIL DOBLE (Altura de levantamiento : 3,60m a 4,50m)(Inclinación estándar : 15°/15°)
DOUBLE MAST (Lift height : 3,60m to 4,50m)(Standard tilting : 15°/15°)
ALBERO DOPPIO (Altezza di sollevamento : 3,60m a 4,50m)(Inclinazione standard 15°/15°)

MC 60 PS S.3 / MC 70 PS S.3
M-X 70-2 S3



▲ N° DE MAT A SPECIFIER POUR TOUTE COMMANDE DE PIÉCES
HUBMAST NUMMER ZUGEBEN FÜR ALLE TEILE
N° DE MASTIL A ESPECIFICAR PARA TODAS PEDIDAS DE PIEZAS
MAST NUMBER TO SPECIFY FOR ALL PARTS ORDER
N° CARRELLO DA SPECIFICARE PER TUTTE GU ORDINI DEL PARTICOLARI

| | MC 60 PS | MC 70 PS / M-X 70 |
|--------|----------|-------------------|
| 3,60 m | 698 393 | 698 399 |
| 4,00 m | 698 395 | 698 401 |
| 4,50 m | 698 397 | 698 403 |

● SEULEMENT POUR - NUR FÜR
SOLAMENTE PARA - ONLY FOR - SOLO PER

☐ MC 60 PS

○ SEULEMENT POUR - NUR FÜR
SOLAMENTE PARA - ONLY FOR - SOLO PER

☐ MC 70 PS / M-X 70-2

◆ SUIVANT MONTAGE
NACH MONTAGE
SEGUN MONTAJE
AS MOUNTING
SECONDO MONTAGGIO

55
FICHETTE DE CALES
UNTERLEG-PLÄTCHEN
JUEGO DE CALAS
SHIM KIT
SERIE PRESSURE

71
72
74
73

48 (1750mm.)
66 (2000mm.)
67 (2400mm.)

Catalogue : 647010

2

MAT DOUBLE 3m60-4m00-4m50 (Inclinaison standard 15°/15°)
 DOPPELT HUBMAST (Standard neigung 15°/15°)
 MASTIL DOBLE (Inclinación estándar 15°/15°)
 DOUBLE MAST (Standard tilting 15°/15°)
 ALBERO DOPPIO 3m60-4m00-4m50 (Inclinazione standard 15°/15°)

Qté-Menge-Cant-Qty-Q.ta

5 AA

108

M

| | | | | | | | | | | |
|-----|----|------|----|-------|-------|-----|------|-------|----|-------|
| 1- | M | 26-2 | S3 | E2/E3 | 11- | MC | 70 | PS | S3 | E2/E3 |
| 2- | M | 30-2 | S3 | E2/E3 | 12- | M-X | 30-4 | S3-E3 | | |
| 3- | M | 26-4 | S3 | E2/E3 | 13- | M-X | 50-4 | S3-E3 | | |
| 4- | M | 30-4 | S3 | E2/E3 | 14- | M-X | 70-2 | S3-E3 | | |
| 5- | M | 40-4 | S3 | E2/E3 | 15- | | | | | |
| 6- | M | 50-4 | S3 | E2/E3 | 16- | | | | | |
| 7- | MC | 30 | S3 | E2/E3 | 17- | | | | | |
| 8- | MC | 40 | PS | S3 | E2/E3 | 18- | | | | |
| 9- | MC | 50 | PS | S3 | E2/E3 | 19- | | | | |
| 10- | MC | 60 | PS | S3 | E2/E3 | 20- | | | | |

| Rep Hinw Fig Item Rif | Número Teil-Nr Numero Part-Nr Part-Nr | Désignation Bezeichnung Descripcion Description Descrizione |
|-----------------------------------|---|--|
| 11 | 26774 | Circlips - Sicherungsring Aro retén - Circlip Anello elastico - |
| 12 | 30261 | Plat d'arrêt - Anschlag platte Placa de parada - Stop plate Piatto d'arresto - |
| 13 | 183971 | Plaquette d'arrêt - Anschlag platte Placa de tope - Stop plate Piastrina d'arresto - |
| 14 | 33692 | Vis H,M20- 60-12.9-ZN8/C - Schraube Tornillo - Screw Vite - |
| 15 | 60360 | Vis H,M10- 16-8.8-ZN8/C - Schraube Tornillo - Screw Vite - |
| 16 | 220062 | Embout de vérin d'inclinaison - Gabelkopf der neigezylinder Cabo de cilindro de inclinación Tilt ram end tube Ghiera di cilindro inclinazione |
| 17 | 479724 | Bague - Büchse Anillo - Bushing Anello - |
| 18 | 198028 | Axe d'articulation - Gelenkachse Eje de articulación - Articulating pin Perno di articolazione - |
| 19 | 30259 | Plat d'arrêt - Anschlag platte Placa de parada - Stop plate Piatto d'arresto - |
| 20 | 42232 | Rondelle W10 ZN - Unterlegscheibe Arandela - Washer Rondella - |
| 21 | 5804 | Vis H,M10- 25-8.8-ZN8/C - Schraube Tornillo - Screw Vite - |

| 1 | 2 | 3 | 4 | 5 | 6 | 7 | 8 | 9 | 10 | 11 | 12 | 13 | 14 | 15 | 16 | 17 | 18 | 19 | 20 |
|---|---|---|---|---|---|---|---|---|----|----|----|----|----|----|----|----|----|----|----|
| | | | | | | | | | 4 | 4 | | | 4 | | | | | | |
| | | | | | | | | | 2 | 2 | | | 2 | | | | | | |
| | | | | | | | | | 2 | 2 | | | 2 | | | | | | |
| | | | | | | | | | 4 | 4 | | | 4 | | | | | | |
| | | | | | | | | | 2 | 2 | | | 2 | | | | | | |
| | | | | | | | | | | 2 | | | 2 | | | | | | |
| | | | | | | | | | 2 | 2 | | | 2 | | | | | | |
| | | | | | | | | | 4 | 4 | | | 4 | | | | | | |
| | | | | | | | | | 4 | 4 | | | 4 | | | | | | |

+

Catalogue : 647010

4

MAT DOUBLE 3m60-4m00-4m50 (Inclinaison standard 15°/15°)
 DOPPELT HUBMAST (Standard neigung 15°/15°)
 MASTIL DOBLE (Inclinación estándar 15°/15°)
 DOUBLE MAST (Standard tilting 15°/15°)
 ALBERO DOPPIO 3m60-4m00-4m50 (Inclinazione standard 15°/15°)

Qté-Menge-Cant-Qty-Q.ta

5 AA

108

M

| | | | | | | | | | | | |
|-----|----|------|----|-------|-------|-----|------|-------|----|-------|--|
| 1- | M | 26-2 | S3 | E2/E3 | 11- | MC | 70 | PS | S3 | E2/E3 | |
| 2- | M | 30-2 | S3 | E2/E3 | 12- | M-X | 30-4 | S3-E3 | | | |
| 3- | M | 26-4 | S3 | E2/E3 | 13- | M-X | 50-4 | S3-E3 | | | |
| 4- | M | 30-4 | S3 | E2/E3 | 14- | M-X | 70-2 | S3-E3 | | | |
| 5- | M | 40-4 | S3 | E2/E3 | 15- | | | | | | |
| 6- | M | 50-4 | S3 | E2/E3 | 16- | | | | | | |
| 7- | MC | 30 | S3 | E2/E3 | 17- | | | | | | |
| 8- | MC | 40 | PS | S3 | E2/E3 | 18- | | | | | |
| 9- | MC | 50 | PS | S3 | E2/E3 | 19- | | | | | |
| 10- | MC | 60 | PS | S3 | E2/E3 | 20- | | | | | |

| Rep Hinw Fig Item Rif | Numéro Teil-Nr Numero Part-Nr Part-Nr | Désignation Bezeichnung Descripcion Description Descrizione |
|-----------------------------------|---|---|
| 29 | 38370 | Cale d'épaisseur 2 mm Cala de espesor Spessore - Ausgleichscheibe - Shim - |
| 30 | 42232 | Rondelle W10 ZN Arandela Rondella - Unterlegscheibe - Washer - |
| 31 | 60675 | Vis H,M10- 50-8.8-ZN8/C Tornillo Vite - Schraube - Screw - |
| 32 | 188825 | Galet de chaîne, nu Rodillo de cadena , solo Rullo catena, nudo - Kettenrolle, allein - Chain roller, stripped - |
| 33 | 176501 | Roulement Rodamiento Cuscinetto - Läger - Bearing - |
| 34 | 166638 | Anneau de roulement Anillo Anello - Ring - Ring - |
| 35 | 166636 | Rondelle SP 82 x 95 x 3 Arandela Rondella - Unterlegscheibe - Washer - |
| 36 | 58515 | Circlips Aro retén Anello elastico - Sicherungsring - Circlip - |
| 37 | 166635 | Entretoise Separador Distanziale - Querstrebe - Spacer - |
| 38 | 166634 | Axe de galet Eje de rodillo Perno di rullo - Rollenachse - Roller axle - |
| 39 | 58535 | Vis H,M10- 40-8.8-ZN8/C Tornillo Vite - Schraube - Screw - |

| 1 | 2 | 3 | 4 | 5 | 6 | 7 | 8 | 9 | 10 | 11 | 12 | 13 | 14 | 15 | 16 | 17 | 18 | 19 | 20 |
|---|---|---|---|---|---|---|---|---|----|----|----|----|----|----|----|----|----|----|----|
| | | | | | | | | | | X | X | | | | | | | | |
| | | | | | | | | | | 4 | 4 | | | | | | | | |
| | | | | | | | | | | 4 | 4 | | | | | | | | |
| | | | | | | | | | | 2 | 2 | | | | | | | | |
| | | | | | | | | | | 2 | 2 | | | | | | | | |
| | | | | | | | | | | 4 | 4 | | | | | | | | |
| | | | | | | | | | | 4 | 4 | | | | | | | | |
| | | | | | | | | | | 4 | 4 | | | | | | | | |
| | | | | | | | | | | 2 | 2 | | | | | | | | |
| | | | | | | | | | | 2 | 2 | | | | | | | | |

+

Catalogue : 647010

5

MAT DOUBLE 3m60-4m00-4m50 (Inclinaison standard 15°/15°)
 DOPPELT HUBMAST (Standard neigung 15°/15°)
 MASTIL DOBLE (Inclinación estándar 15°/15°)
 DOUBLE MAST (Standard tilting 15°/15°)
 ALBERO DOPPIO 3m60-4m00-4m50 (Inclinazione standard 15°/15°)

Qté-Menge-Cant-Qty-Q.ta

5 AA

108

M

| | |
|-----------------------|-----------------------|
| 1- M 26-2 S3 E2/E3 | 11- MC 70 PS S3 E2/E3 |
| 2- M 30-2 S3 E2/E3 | 12- M-X 30-4 S3-E3 |
| 3- M 26-4 S3 E2/E3 | 13- M-X 50-4 S3-E3 |
| 4- M 30-4 S3 E2/E3 | 14- M-X 70-2 S3-E3 |
| 5- M 40-4 S3 E2/E3 | 15- |
| 6- M 50-4 S3 E2/E3 | 16- |
| 7- MC 30 S3 E2/E3 | 17- |
| 8- MC 40 PS S3 E2/E3 | 18- |
| 9- MC 50 PS S3 E2/E3 | 19- |
| 10- MC 60 PS S3 E2/E3 | 20- |

| Rep Hinw Fig Item Rif | Número Teil-Nr Numero Part-Nr Part-Nr | Désignation Bezeichnung Descripcion Description Descrizione | 1 | 2 | 3 | 4 | 5 | 6 | 7 | 8 | 9 | 10 | 11 | 12 | 13 | 14 | 15 | 16 | 17 | 18 | 19 | 20 |
|-----------------------------------|---|---|---|---|---|---|---|---|---|---|---|----|----|----|----|----|----|----|----|----|----|----|
| 40 | 186450 | Axe - Bolzen Eje - Pin Perno - | | | | | | | | | | 2 | 2 | | | 2 | | | | | | |
| 41 | 61698 | Goupille V 5 x 32 zinguée - Stift Pasador - Pin Spina - | | | | | | | | | | 4 | 4 | | | 4 | | | | | | |
| 42 | 166639 | Chaîne (mât 3,60 m) - Kette (mast 3,60 m) Cadena (mastil 3,60 m) - Chain (mast 3,60 m) Catena (albero 3,60 m) - | | | | | | | | | | 2 | 2 | | | 2 | | | | | | |
| 43 | 12948 | Attache rapide - Kettenschloss Atadura rápida - Chain clip Innesto - | | | | | | | | | | 4 | 4 | | | 4 | | | | | | |
| 44 | 12916 | Tendeur de chaîne - Kettenspanner Tensor de cadena - Chain tightener Tenditore catena - | | | | | | | | | | 2 | 2 | | | 2 | | | | | | |
| 45 | 61757 | Ecrou H ,M30 zingué - Mutter Tuerca - Nut Dado - | | | | | | | | | | 6 | 6 | | | 6 | | | | | | |
| 46 | 7552 | Rondelle M 30 ZN - Unterlegscheibe Arandela - Washer Rondella - | | | | | | | | | | 4 | 4 | | | 4 | | | | | | |
| 47 | 35273 | Rondelle W30 ZN - Unterlegscheibe Arandela - Washer Rondella - | | | | | | | | | | 2 | 2 | | | 2 | | | | | | |
| 48 | 253061 | Tablier porte fourches, nu (Longueur 1750 mm) Gabelträger, allein (Länge 1750 mm) Tablero portahorquillas, solo (Longitud 1750 mm) Forks carrier, stripped (Length 1750 mm) Portaforche, nudo (Lunghezza 1750 mm) | | | | | | | | | | 1 | 1 | | | 1 | | | | | | |
| 49 | 40368 | Axe de galet (A souder) - Rollenachse (Zu schweissen) Eje de rodillo (A soldar) - Roller axle (To weld) Perno rullo (A saldare) - | | | | | | | | | | 2 | 2 | | | 2 | | | | | | |
| 50 | 200780 | Galet (Ø 139 mm) - Rolle Rodillo - Roller Rullo - | | | | | | | | | | X | X | | | X | | | | | | |

+

Catalogue : 647010

7

MAT DOUBLE 3m60-4m00-4m50 (Inclinacion standard 15°/15°)
 DOPPELT HUBMAST (Standard neigung 15°/15°)
 MASTIL DOBLE (Inclinación estándar 15°/15°)
 DOUBLE MAST (Standard tilting 15°/15°)
 ALBERO DOPPIO 3m60-4m00-4m50 (Inclinazione standard 15°/15°)

Qté-Menge-Cant-Qty-Q.ta

5 AA

108

M

| | | | | | | | | | | |
|-----|----|------|----|-------|-------|-----|------|-------|----|-------|
| 1- | M | 26-2 | S3 | E2/E3 | 11- | MC | 70 | PS | S3 | E2/E3 |
| 2- | M | 30-2 | S3 | E2/E3 | 12- | M-X | 30-4 | S3-E3 | | |
| 3- | M | 26-4 | S3 | E2/E3 | 13- | M-X | 50-4 | S3-E3 | | |
| 4- | M | 30-4 | S3 | E2/E3 | 14- | M-X | 70-2 | S3-E3 | | |
| 5- | M | 40-4 | S3 | E2/E3 | 15- | | | | | |
| 6- | M | 50-4 | S3 | E2/E3 | 16- | | | | | |
| 7- | MC | 30 | S3 | E2/E3 | 17- | | | | | |
| 8- | MC | 40 | PS | S3 | E2/E3 | 18- | | | | |
| 9- | MC | 50 | PS | S3 | E2/E3 | 19- | | | | |
| 10- | MC | 60 | PS | S3 | E2/E3 | 20- | | | | |

| Rep Hinw Fig Item Rif | Numéro Teil-Nr Numero Part-Nr Part-Nr | Désignation Bezeichnung Descripcion Description Descrizione | 1 | 2 | 3 | 4 | 5 | 6 | 7 | 8 | 9 | 10 | 11 | 12 | 13 | 14 | 15 | 16 | 17 | 18 | 19 | 20 | |
|-----------------------------------|---|---|---|---|---|---|---|---|---|---|---|----|----|----|----|----|----|----|----|----|----|----|--|
| 59 | 226 | Graisseur droit (M8 x 125) Engrasador recto Ingrassatore destro | | | | | | | | | | 2 | 2 | | | 2 | | | | | | | |
| 60 | 28792 | Rondelle Arandela Rondella | | | | | | | | | | 8 | 8 | | | 8 | | | | | | | |
| 61 | 176501 | Roulement Rodamiento Cuscinetto | | | | | | | | | | 4 | 4 | | | 4 | | | | | | | |
| 62 | 184442 | Rondelle SP 60 x 70 x 3 Arandela Rondella | | | | | | | | | | 4 | 4 | | | 4 | | | | | | | |
| 63 | 176716 | Vis H,M14-150- 30-8.8-ZN8/C Tornillo Vite | | | | | | | | | | 2 | 2 | | | 2 | | | | | | | |
| 64 | 9911 | Rondelle SP 14,5x 52 x 4 ZN Arandela Rondella | | | | | | | | | | 2 | 2 | | | 2 | | | | | | | |
| 65 | 415522 | Fourche Horquilla Forca | | | | | | | | | | 2 | 2 | | | 2 | | | | | | | |
| 66 | 253614 | Tablier porte fourches, nu (Longueur 2000 mm) Gabelträger, allein (Länge 2000 mm) Tablero portahorquillas, solo (Longitud 2000 mm) Forks carrier, stripped (Length 2000 mm) Portaforche, nudo (Lunghezza 2000 mm) | | | | | | | | | | 1 | 1 | | | 1 | | | | | | | |
| 67 | 253954 | Tablier porte fourches, nu (Longueur 2400 mm) Gabelträger, allein (Länge 2400 mm) Tablero portahorquillas, solo (Longitud 2400 mm) Forks carrier, stripped (Length 2400 mm) Portaforche, nudo (Lunghezza 2400 mm) | | | | | | | | | | 1 | 1 | | | 1 | | | | | | | |
| 68 | 184442 | Rondelle SP 60 x 70 x 3 Arandela Rondella | | | | | | | | | | 4 | 4 | | | 4 | | | | | | | |

+

Catalogue : 647010

9

MAT DOUBLE 3m60-4m00-4m50 (Inclinaison standard 15°/15°)
 DOPPELT HUBMAST (Standard neigung 15°/15°)
 MASTIL DOBLE (Inclinación estándar 15°/15°)
 DOUBLE MAST (Standard tilting 15°/15°)
 ALBERO DOPPIO 3m60-4m00-4m50 (Inclinazione standard 15°/15°)

Qté-Menge-Cant-Qty-Q.ta

5 AA

108

M

| | |
|-----------------------|-----------------------|
| 1- M 26-2 S3 E2/E3 | 11- MC 70 PS S3 E2/E3 |
| 2- M 30-2 S3 E2/E3 | 12- M-X 30-4 S3-E3 |
| 3- M 26-4 S3 E2/E3 | 13- M-X 50-4 S3-E3 |
| 4- M 30-4 S3 E2/E3 | 14- M-X 70-2 S3-E3 |
| 5- M 40-4 S3 E2/E3 | 15- |
| 6- M 50-4 S3 E2/E3 | 16- |
| 7- MC 30 S3 E2/E3 | 17- |
| 8- MC 40 PS S3 E2/E3 | 18- |
| 9- MC 50 PS S3 E2/E3 | 19- |
| 10- MC 60 PS S3 E2/E3 | 20- |

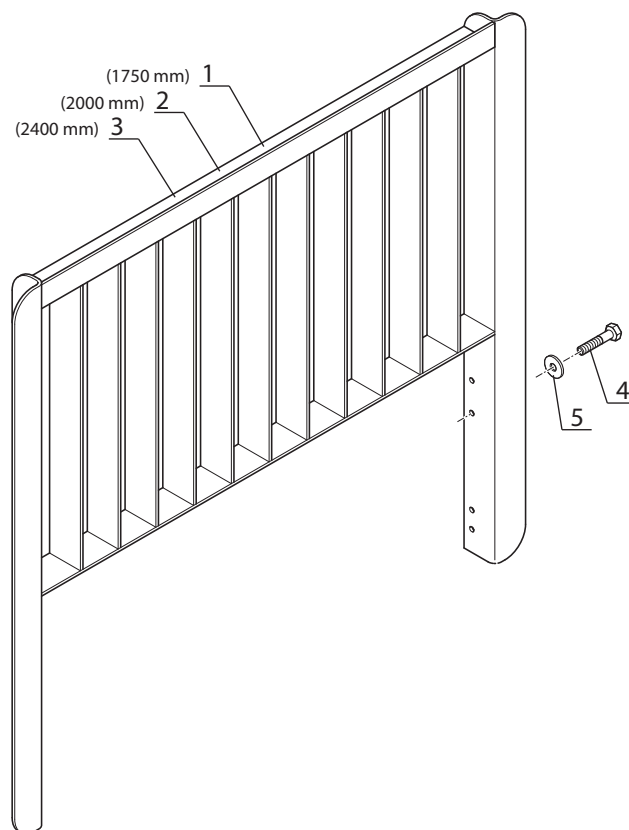
| Rep Hinw Fig Item Rif | Número Teil-Nr Numero Part-Nr Part-Nr | Désignation Bezeichnung Descripcion Description Descrizione |
|-----------------------------------|---|--|
| 80 | 166640 | Chaîne (mât 4,50 m) - Kette (mast 4,50 m) Cadena (mastil 4,50 m) - Chain (mast 4,50 m) Catena (albero 4,50 m) - |
| 85 | 248589 | Collier - Spannschelle Abrazadera - Clamp Fascetta - |
| 86 | 248590 | Cale - Keil Cala - Wedge Spessore - |
| 87 | 65457F203071 | Cale d'épaisseur 1 mm - Ausgleichscheibe Cala de espesor - Shim Spessore - |
| 87 | 65458F203071 | Cale d'épaisseur 2 mm - Ausgleichscheibe Cala de espesor - Shim Spessore - |
| 87 | 65459F203071 | Cale d'épaisseur 4 mm - Ausgleichscheibe Cala de espesor - Shim Spessore - |
| 88 | 654532072071 | Plaque de fixation - Befestigung Platte Placa de fijación - Fastening plate Piastra di fissaggio - |
| 89 | 654542332071 | Plaque anti-vibration - Anti-schwingung platte Placa antivibración - Anti-vibration plate Tassello antivibrante - |
| 90 | 58536 | Vis H,M10- 45-8.8-ZN8/C - Schraube Tornillo - Screw Vite - |
| 91 | 42232 | Rondelle W10 ZN - Unterlegscheibe Arandela - Washer Rondella - |
| 94 | 220061 | Embout de vérin d'inclinaison - Gabelkopf der neigezylinder Cabo de cilindro de inclinación Tilt ram end tube Ghiera di cilindro inclinazione |

| 1 | 2 | 3 | 4 | 5 | 6 | 7 | 8 | 9 | 10 | 11 | 12 | 13 | 14 | 15 | 16 | 17 | 18 | 19 | 20 |
|---|---|---|---|---|---|---|---|---|----|----|----|----|----|----|----|----|----|----|----|
| | | | | | | | | | | 2 | 2 | | | | | | | | |
| | | | | | | | | | | 2 | 2 | | | 2 | | | | | |
| | | | | | | | | | | 2 | 2 | | | 2 | | | | | |
| | | | | | | | | | | X | X | | | X | | | | | |
| | | | | | | | | | | X | X | | | X | | | | | |
| | | | | | | | | | | X | X | | | X | | | | | |
| | | | | | | | | | | 4 | 4 | | | 4 | | | | | |
| | | | | | | | | | | 2 | 2 | | | 2 | | | | | |
| | | | | | | | | | | 4 | 4 | | | 4 | | | | | |
| | | | | | | | | | | 4 | 4 | | | 4 | | | | | |
| | | | | | | | | | | 2 | | | | 2 | | | | | |

5 AC 40

DOSSERET DE CHARGE
RÜCKLEHNETRAGLAST
COSTILLA DE CARGA
BACK LOAD REST
SPONDA DI CARICO

MC 60 PS S.3 / MC 70 PS S.3
M-X 70-2 S.3



Catalogue : 647010

1

DOSSERET DE CHARGE
RÜCKLEHNETRAGLAST
COSTILLA DE CARGA
BACK LOAD REST
SPONDA DI CARICO

Qté-Menge-Cant-Qty-Q.ta

5 AC

40

M

| | | | | | | | | | | |
|-----|----|------|----|-------|-------|-----|------|-------|----|-------|
| 1- | M | 26-2 | S3 | E2/E3 | 11- | MC | 70 | PS | S3 | E2/E3 |
| 2- | M | 30-2 | S3 | E2/E3 | 12- | M-X | 30-4 | S3-E3 | | |
| 3- | M | 26-4 | S3 | E2/E3 | 13- | M-X | 50-4 | S3-E3 | | |
| 4- | M | 30-4 | S3 | E2/E3 | 14- | M-X | 70-2 | S3-E3 | | |
| 5- | M | 40-4 | S3 | E2/E3 | 15- | | | | | |
| 6- | M | 50-4 | S3 | E2/E3 | 16- | | | | | |
| 7- | MC | 30 | S3 | E2/E3 | 17- | | | | | |
| 8- | MC | 40 | PS | S3 | E2/E3 | 18- | | | | |
| 9- | MC | 50 | PS | S3 | E2/E3 | 19- | | | | |
| 10- | MC | 60 | PS | S3 | E2/E3 | 20- | | | | |

| Rep Hinw Fig Item Rif | Numéro Teil-Nr Numero Part-Nr Part-Nr | Désignation Bezeichnung Descripcion Description Descrizione |
|-----------------------------------|---|---|
| 1 | 252108 | Dosseret de charge, nu (1750 mm) Rücklehnmetraglast, allein Costilla de carga, solo - Back load rest, stripped Sponda di carico, nudo - |
| 2 | 252109 | Dosseret de charge, nu (2000 mm) Rücklehnmetraglast, allein Costilla de carga, solo - Back load rest, stripped Sponda di carico, nudo - |
| 3 | 252110 | Dosseret de charge, nu (2400 mm) Rücklehnmetraglast, allein Costilla de carga, solo - Back load rest, stripped Sponda di carico, nudo - |
| 4 | 176716 | Vis H,M14-150- 30-8.8-ZN8/C - Schraube Tornillo - Screw Vite - |
| 5 | 9911 | Rondelle SP 14,5x 52 x 4 ZN - Unterlegscheibe Arandela - Washer Rondella - |

| 1 | 2 | 3 | 4 | 5 | 6 | 7 | 8 | 9 | 10 | 11 | 12 | 13 | 14 | 15 | 16 | 17 | 18 | 19 | 20 |
|---|---|---|---|---|---|---|---|---|----|----|----|----|----|----|----|----|----|----|----|
| | | | | | | | | | | 1 | 1 | | | | 1 | | | | |
| | | | | | | | | | | 1 | 1 | | | | 1 | | | | |
| | | | | | | | | | | 1 | 1 | | | | 1 | | | | |
| | | | | | | | | | | 2 | 2 | | | | 2 | | | | |
| | | | | | | | | | | 2 | 2 | | | | 2 | | | | |

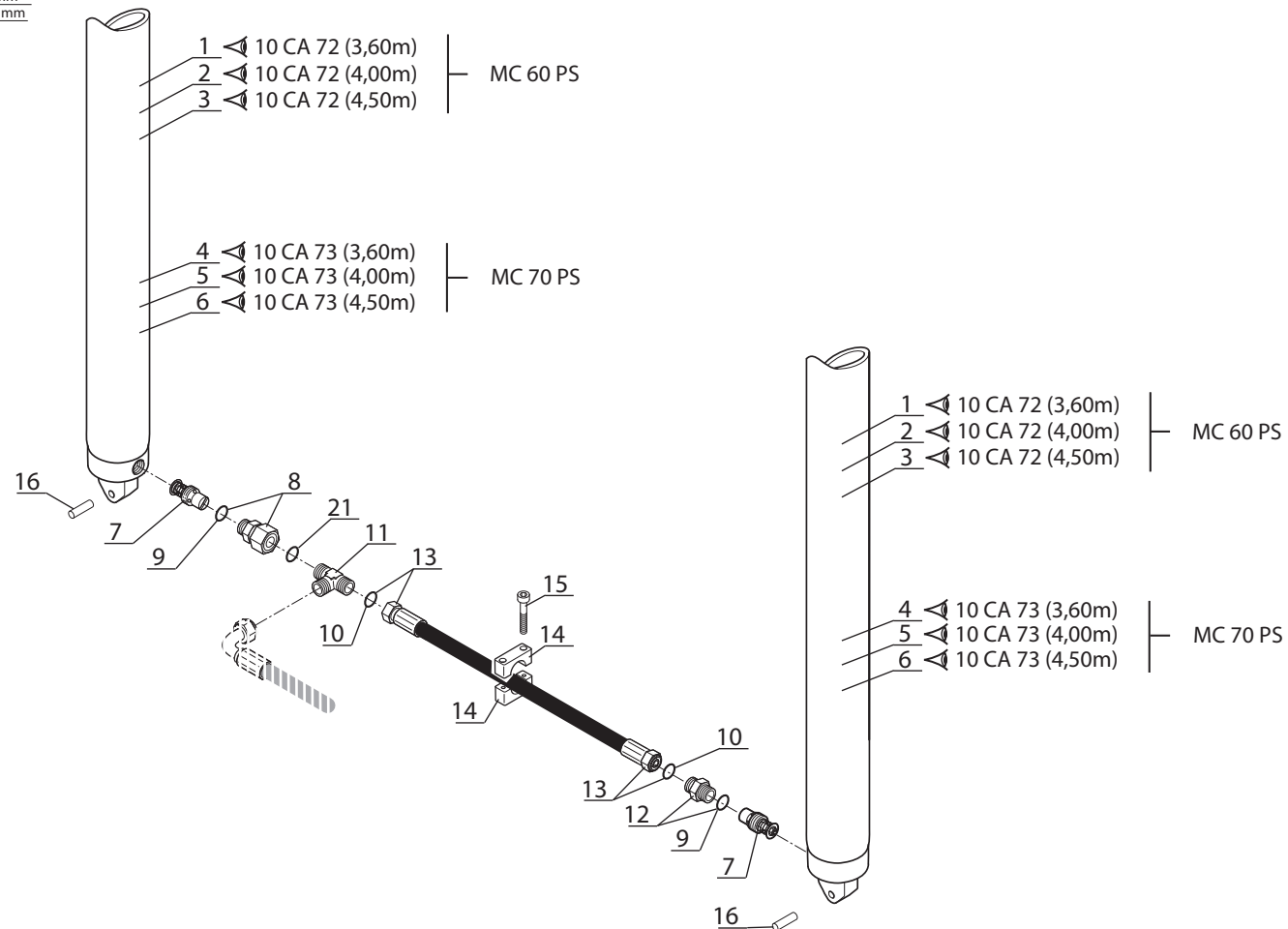
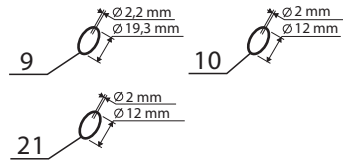
10 AC 88

2ème MONTAGE
2te MONTAJE
2do MONTAJE
2nd MOUNTING
2do MONTAGGIO

HYDRAULIQUE (Branchement vérin d'élévation)
HYDRAULIK (Rohranschluss hubzylinder)
HIDRAULICO (Derivación cilindro de elevación)
HYDRAULIC (Branch connection lifting cylinder)
IDRAULICO (Diramazione cilindro di sollevamento)

MC 60 PS S.3 / MC 70 PS S.3
M-X 70-2 S.3

POUR FLEXIBLE ET RACCORD
FÜR SCHLAUCH UND VERSCHRAUBUNG
PARA FLEXIBLE Y RACOR
FOR HOSE AND CONNECTION
PER FLESSIBILE E RACCORDO



Catalogue : 647010

1

KIT HYDRAULIQUE ACCESSOIRE 4ème ELEMENT (Double effet) (FEMB)
 KIT 4tr ELEMENT ZUBEHOR HYDRAULIK (Doppeltwirkend) (FEMB)
 KIT HIDRAULICO ACCESORIO 4to ELEMENTO (Doble efecto) (FEMB)
 4th ELEMENT ATTACHMENT HYDRAULIC KIT (Double-acting) (FEMB)
 KIT IDRAULICO ACCESSORIO 4 ELEMENTO (Doppio effetto) (FEMB)

Qté-Menge-Cant-Qty-Q.ta

10 AD

88

M

| | | | | | | | | | | |
|-----|----|------|----|-------|-------|-----|------|-------|----|-------|
| 1- | M | 26-2 | S3 | E2/E3 | 11- | MC | 70 | PS | S3 | E2/E3 |
| 2- | M | 30-2 | S3 | E2/E3 | 12- | M-X | 30-4 | S3-E3 | | |
| 3- | M | 26-4 | S3 | E2/E3 | 13- | M-X | 50-4 | S3-E3 | | |
| 4- | M | 30-4 | S3 | E2/E3 | 14- | M-X | 70-2 | S3-E3 | | |
| 5- | M | 40-4 | S3 | E2/E3 | 15- | | | | | |
| 6- | M | 50-4 | S3 | E2/E3 | 16- | | | | | |
| 7- | MC | 30 | S3 | E2/E3 | 17- | | | | | |
| 8- | MC | 40 | PS | S3 | E2/E3 | 18- | | | | |
| 9- | MC | 50 | PS | S3 | E2/E3 | 19- | | | | |
| 10- | MC | 60 | PS | S3 | E2/E3 | 20- | | | | |

| Rep Hinw Fig Item Rif | Numéro Teil-Nr Numero Part-Nr Part-Nr | Désignation Bezeichnung Descripcion Description Descrizione |
|-----------------------------------|---|--|
| 1 | 560820 | Kit hydraulique accessoire complet (mât 3,00 m) Kompletter kit zübehör hydraulik (hubmast 3,00 m) Kit hidraulico accesorio completo (mástil 3,00 m) Complete attachment hydraulic kit (mast 3,00 m) Kit idraulico accessorio completo (rampa 3,00 m) |
| 2 | 560821 | Kit hydraulique accessoire complet (mât 3,30 m) Kompletter kit zübehör hydraulik (hubmast 3,30 m) Kit hidraulico accesorio completo (mástil 3,30 m) Complete attachment hydraulic kit (mast 3,30 m) Kit idraulico accessorio completo (rampa 3,30 m) |
| 3 | 560822 | Kit hydraulique accessoire complet (mât 3,50 m) Kompletter kit zübehör hydraulik (hubmast 3,50 m) Kit hidraulico accesorio completo (mástil 3,50 m) Complete attachment hydraulic kit (mast 3,50 m) Kit idraulico accessorio completo (rampa 3,50 m) |
| 4 | 560823 | Kit hydraulique accessoire complet (mât 3,70 m) Kompletter kit zübehör hydraulik (hubmast 3,70 m) Kit hidraulico accesorio completo (mástil 3,70 m) Complete attachment hydraulic kit (mast 3,70 m) Kit idraulico accessorio completo (rampa 3,70 m) |
| 5 | 560824 | Kit hydraulique accessoire complet (mât 4,00 m) Kompletter kit zübehör hydraulik (hubmast 4,00 m) Kit hidraulico accesorio completo (mástil 4,00 m) Complete attachment hydraulic kit (mast 4,00 m) Kit idraulico accessorio completo (rampa 4,00 m) |
| 6 | 560825 | Kit hydraulique accessoire complet (mât 4,50 m) Kompletter kit zübehör hydraulik (hubmast 4,50 m) Kit hidraulico accesorio completo (mástil 4,50 m) Complete attachment hydraulic kit (mast 4,50 m) Kit idraulico accessorio completo (rampa 4,50 m) |
| 7 | 560826 | Kit hydraulique accessoire complet (mât 5,00 m) Kompletter kit zübehör hydraulik (hubmast 5,00 m) Kit hidraulico accesorio completo (mástil 5,00 m) Complete attachment hydraulic kit (mast 5,00 m) Kit idraulico accessorio completo (rampa 5,00 m) |
| 8 | 168850 | Demi-collier - Halb-klemme Media abrazadera - Half-clamp Fascetta - |

| 1 | 2 | 3 | 4 | 5 | 6 | 7 | 8 | 9 | 10 | 11 | 12 | 13 | 14 | 15 | 16 | 17 | 18 | 19 | 20 |
|---|---|---|---|---|---|---|---|---|----|----|----|----|----|----|----|----|----|----|----|
| | | | | | 1 | | | 1 | | | 1 | | | | | | | | |
| | | | | | 1 | | | 1 | | | 1 | | | | | | | | |
| | | | | | 1 | | | 1 | | | 1 | | | | | | | | |
| | | | | | 1 | | | 1 | | | 1 | | | | | | | | |
| | | | | | 1 | | | 1 | | | 1 | | | | | | | | |
| | | | | | 1 | | | 1 | | | 1 | | | | | | | | |
| | | | | | 8 | | | 8 | | | 8 | | | | | | | | |



2

Catalogue : 647010

KIT HYDRAULIQUE ACCESSOIRE 4ème ELEMENT (Double effet) (FEMB)
 KIT 4tr ELEMENT ZUBEHOR HYDRAULIK (Doppeltwirkend) (FEMB)
 KIT HIDRAULICO ACCESORIO 4to ELEMENTO (Doble efecto) (FEMB)
 4th ELEMENT ATTACHMENT HYDRAULIC KIT (Double-acting) (FEMB)
 KIT IDRAULICO ACCESSORIO 4 ELEMENTO (Doppio effetto) (FEMB)

Qté-Menge-Cant-Qty-Q.ta

10 AD

88

M

1- M 26-2 S3 E2/E3 11- MC 70 PS S3 E2/E3
 2- M 30-2 S3 E2/E3 12- M-X 30-4 S3-E3
 3- M 26-4 S3 E2/E3 13- M-X 50-4 S3-E3
 4- M 30-4 S3 E2/E3 14- M-X 70-2 S3-E3
 5- M 40-4 S3 E2/E3 15-
 6- M 50-4 S3 E2/E3 16-
 7- MC 30 S3 E2/E3 17-
 8- MC 40 PS S3 E2/E3 18-
 9- MC 50 PS S3 E2/E3 19-
 10- MC 60 PS S3 E2/E3 20-

| Rep Hinw Fig Item Rif | Numéro Teil-Nr Numero Part-Nr Part-Nr | Désignation Bezeichnung Descripcion Description Descrizione | | | | | | | | | | | | | | | | | | | | |
|-----------------------------------|---|---|---|---|---|---|---|---|---|---|---|----|----|----|----|----|----|----|----|----|----|----|
| | | | 1 | 2 | 3 | 4 | 5 | 6 | 7 | 8 | 9 | 10 | 11 | 12 | 13 | 14 | 15 | 16 | 17 | 18 | 19 | 20 |
| 9 | 9142 | Vis CHc,M 6- 35 zinguée Tornillo Vite | - Schraube - Screw - | | | | | | 8 | | | 8 | | | | | | | 8 | | | |
| 10 | 164615 | Poulie de flexible Polea de flexible Puleggia di flessibile | - Schlauchriemen - Hose pulley - | | | | | 2 | | | | 2 | | | | | | | 2 | | | |
| 11 | 61685 | Rondelle M 24 ZN Arandela Rondella | - Unterlegscheibe - Washer - | | | | | 4 | | | | 4 | | | | | | | 4 | | | |
| 13 | 61685 | Rondelle M 24 ZN Arandela Rondella | - Unterlegscheibe - Washer - | | | | | 4 | | | | 4 | | | | | | | 4 | | | |
| 14 | 175497 | Raccord Union Passe-cloison Racor Raccordo | - Verschraubung - Connection - | | | | | 2 | | | | 2 | | | | | | | 2 | | | |
| 15 | 169436 | Joint torique Junta tórica Anello OR | - "0" ring - "0" ring - | | | | | X | | | | X | | | | | | | X | | | |
| 16 | 192038 | Raccord rapide mâle Racor rapido macho Raccordo maschio | - Verschraubung männl. - Quick male union - | | | | | 2 | | | | 2 | | | | | | | 2 | | | |
| 17 | 192039 | Bouchon Tapón Tappo | - Stopfen - Plug - | | | | | 2 | | | | 2 | | | | | | | 2 | | | |
| 18 | 192040 | Embout Tapón Ghiera | - Stopfen - Plug - | | | | | 2 | | | | 2 | | | | | | | 2 | | | |
| 19 | 5324 | Vis CHc,M 8- 50 zinguée Tornillo Vite | - Schraube - Screw - | | | | | 2 | | | | 2 | | | | | | | 2 | | | |
| 20 | 42325 | Rondelle W 8 ZN Arandela Rondella | - Unterlegscheibe - Washer - | | | | | 2 | | | | 2 | | | | | | | 2 | | | |

+

Catalogue : 647010

5

KIT HYDRAULIQUE ACCESSOIRE 4ème ELEMENT (Double effet) (FEMB)
 KIT 4tr ELEMENT ZUBEHOR HYDRAULIK (Doppeltwirkend) (FEMB)
 KIT HIDRAULICO ACCESORIO 4to ELEMENTO (Doble efecto) (FEMB)
 4th ELEMENT ATTACHMENT HYDRAULIC KIT (Double-acting) (FEMB)
 KIT IDRAULICO ACCESSORIO 4 ELEMENTO (Doppio effetto) (FEMB)

Qté-Menge-Cant-Qty-Q.ta

10 AD

88

M

| | |
|-----------------------|-----------------------|
| 1- M 26-2 S3 E2/E3 | 11- MC 70 PS S3 E2/E3 |
| 2- M 30-2 S3 E2/E3 | 12- M-X 30-4 S3-E3 |
| 3- M 26-4 S3 E2/E3 | 13- M-X 50-4 S3-E3 |
| 4- M 30-4 S3 E2/E3 | 14- M-X 70-2 S3-E3 |
| 5- M 40-4 S3 E2/E3 | 15- |
| 6- M 50-4 S3 E2/E3 | 16- |
| 7- MC 30 S3 E2/E3 | 17- |
| 8- MC 40 PS S3 E2/E3 | 18- |
| 9- MC 50 PS S3 E2/E3 | 19- |
| 10- MC 60 PS S3 E2/E3 | 20- |

| Rep Hinw Fig Item Rif | Numéro Teil-Nr Numero Part-Nr Part-Nr | Désignation Bezeichnung Descripcion Description Descrizione |
|-----------------------------------|---|--|
| 44 | 194818 | Flexible (Lg 2650) Flexible Flessibile - Schlauch - Hose - |
| 45 | 196860 | Flexible (Lg 2800) Flexible Flessibile - Schlauch - Hose - |
| 46 | 194819 | Flexible (Lg 2900) Flexible Flessibile - Schlauch - Hose - |
| 47 | 194822 | Flexible (Lg 3150) Flexible Flessibile - Schlauch - Hose - |
| 48 | 194822 | Flexible (Lg 3150) Flexible Flessibile - Schlauch - Hose - |
| 49 | 194491 | Flexible (Lg 3500) Flexible Flessibile - Schlauch - Hose - |
| 50 | 194491 | Flexible (Lg 3500) Flexible Flessibile - Schlauch - Hose - |
| 51 | 194803 | Tube (mât 3,00 m) Tubo (mástil 3,00 m) Tubo (rampa 3,00 m) - Rohr (hubmast 3,00 m) - Tube (mast 3,00 m) - |
| 52 | 194804 | Tube (mât 3,30 m) Tubo (mástil 3,30 m) Tubo (rampa 3,30 m) - Rohr (hubmast 3,30 m) - Tube (mast 3,30 m) - |
| 53 | 194805 | Tube (mât 3,50 m) Tubo (mástil 3,50 m) Tubo (rampa 3,50 m) - Rohr (hubmast 3,50 m) - Tube (mast 3,50 m) - |
| 54 | 194806 | Tube (mât 3,70 m) Tubo (mástil 3,70 m) Tubo (rampa 3,70 m) - Rohr (hubmast 3,70 m) - Tube (mast 3,70 m) - |

| 1 | 2 | 3 | 4 | 5 | 6 | 7 | 8 | 9 | 10 | 11 | 12 | 13 | 14 | 15 | 16 | 17 | 18 | 19 | 20 |
|---|---|---|---|---|---|---|---|---|----|----|----|----|----|----|----|----|----|----|----|
| | | | | | 2 | | | 2 | | | 2 | | | | | | | | |
| | | | | | 2 | | | 2 | | | 2 | | | | | | | | |
| | | | | | 2 | | | 2 | | | 2 | | | | | | | | |
| | | | | | 2 | | | 2 | | | 2 | | | | | | | | |
| | | | | | 2 | | | 2 | | | 2 | | | | | | | | |
| | | | | | 2 | | | 2 | | | 2 | | | | | | | | |
| | | | | | 2 | | | 2 | | | 2 | | | | | | | | |
| | | | | | 2 | | | 2 | | | 2 | | | | | | | | |
| | | | | | 2 | | | 2 | | | 2 | | | | | | | | |

+

Catalogue : 647010

6

KIT HYDRAULIQUE ACCESSOIRE 4ème ELEMENT (Double effet) (FEMB)
 KIT 4tr ELEMENT ZUBEHOR HYDRAULIK (Doppeltwirkend) (FEMB)
 KIT HIDRAULICO ACCESORIO 4to ELEMENTO (Doble efecto) (FEMB)
 4th ELEMENT ATTACHMENT HYDRAULIC KIT (Double-acting) (FEMB)
 KIT IDRAULICO ACCESSORIO 4 ELEMENTO (Doppio effetto) (FEMB)

Qté-Menge-Cant-Qty-Q.ta

10 AD

88

M

| | |
|-----------------------|-----------------------|
| 1- M 26-2 S3 E2/E3 | 11- MC 70 PS S3 E2/E3 |
| 2- M 30-2 S3 E2/E3 | 12- M-X 30-4 S3-E3 |
| 3- M 26-4 S3 E2/E3 | 13- M-X 50-4 S3-E3 |
| 4- M 30-4 S3 E2/E3 | 14- M-X 70-2 S3-E3 |
| 5- M 40-4 S3 E2/E3 | 15- |
| 6- M 50-4 S3 E2/E3 | 16- |
| 7- MC 30 S3 E2/E3 | 17- |
| 8- MC 40 PS S3 E2/E3 | 18- |
| 9- MC 50 PS S3 E2/E3 | 19- |
| 10- MC 60 PS S3 E2/E3 | 20- |

| Rep Hinw Fig Item Rif | Numéro Teil-Nr Numero Part-Nr Part-Nr | Désignation Bezeichnung Descripcion Description Descrizione | | | | | | | | | | | | | | | | | | | | |
|-----------------------------------|---|---|---|---|---|---|---|---|---|---|---|----|----|----|----|----|----|----|----|----|----|----|
| | | | 1 | 2 | 3 | 4 | 5 | 6 | 7 | 8 | 9 | 10 | 11 | 12 | 13 | 14 | 15 | 16 | 17 | 18 | 19 | 20 |
| 55 | 194807 | Tube (mât 4,00 m) - Rohr (hubmast 4,00 m) Tubo (mástil 4,00 m) - Tube (mast 4,00 m) Tubo (rampa 4,00 m) - | | | | | | 2 | | | 2 | | | | 2 | | | | | | | |
| 56 | 194808 | Tube (mât 4,50 m) - Rohr (hubmast 4,50 m) Tubo (mástil 4,50 m) - Tube (mast 4,50 m) Tubo (rampa 4,50 m) - | | | | | | 2 | | | 2 | | | | 2 | | | | | | | |
| 57 | 194809 | Tube (mât 5,00 m) - Rohr (hubmast 5,00 m) Tubo (mástil 5,00 m) - Tube (mast 5,00 m) Tubo (rampa 5,00 m) - | | | | | | 2 | | | 2 | | | | 2 | | | | | | | |
| 58 | 261397 | Raccord Rapide Passe-cloison - Verschraubung Racor - Connection Raccordo passaparete - | | | | | | 2 | | | 2 | | | | 2 | | | | | | | |
| 59 | 227321 | Rondelle SP 25,5x 40 x 2 ZN12C Unterlegscheibe Arandela - Washer Rondella - | | | | | | 4 | | | 4 | | | | 4 | | | | | | | |
| 60 | 401668 | Ecrou H ,M24x150-ZN.C-P.CLOISON Mutter Tuerca - Nut Dado - | | | | | | 2 | | | 2 | | | | 2 | | | | | | | |
| 61 | 261398 | Bouchon - Stopfen Tapón - Plug Tappo - | | | | | | 2 | | | 2 | | | | 2 | | | | | | | |

10 AD 198

2ème MONTAGE
2te MONTAGE
2do MONTAJE
2nd MOUNTING
2do MONTAGGIO

KIT HYDRAULIQUE ACCESSOIRE 3ème ELEMENT (Double effet)
KIT 3er ELEMENT ZUBEHOR HYDRAULIK (Doppeltwirkend)
KIT HIDRAULICO ACCESSORIO 3ro ELEMENTO (Doble efecto)
3rd ELEMENT ATTACHMENT HYDRAULIC KIT (Double-acting)
KIT IDRAULICO ACCESSORIO 3 ELEMENTO (Doppio effetto)

MC 60 PS S.3 / MC 70 PS S.3
M-X 70-2 S3

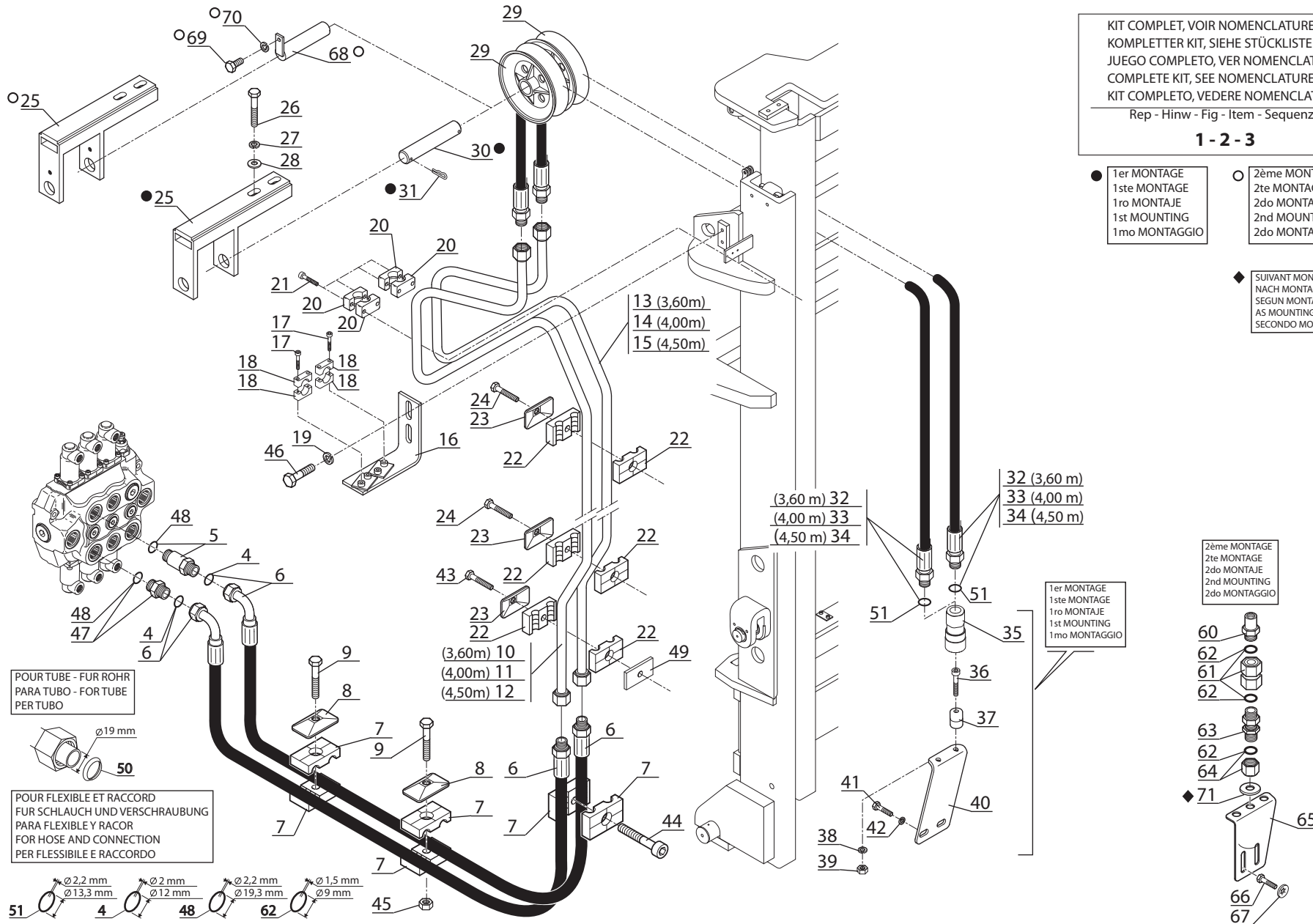
KIT COMPLET, VOIR NOMENCLATURE
KOMPLETTER KIT, SIEHE STÜCKLISTE
JUEGO COMPLETO, VER NOMENCLATURA
COMPLETE KIT, SEE NOMENCLATURE
KIT COMPLETO, VEDERE NOMENCLATURA
Rep - Hinw - Fig - Item - Sequenza

1 - 2 - 3

● 1er MONTAGE
1ste MONTAGE
1ro MONTAJE
1st MOUNTING
1mo MONTAGGIO

○ 2ème MONTAGE
2te MONTAGE
2do MONTAJE
2nd MOUNTING
2do MONTAGGIO

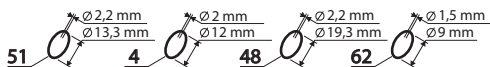
◆ SUIVANT MONTAGE
NACH MONTAGE
SEGUN MONTAJE
AS MOUNTING
SECONDO MONTAGGIO



POUR TUBE - FÜR ROHR
PARA TUBO - FOR TUBE
PER TUBO

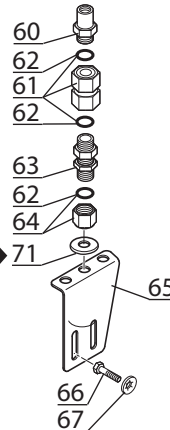


POUR FLEXIBLE ET RACCORD
FÜR SCHLAUCH UND VERSCHRAUBUNG
PARA FLEXIBLE Y RACOR
FOR HOSE AND CONNECTION
PER FLESSIBILE E RACCORDO



2ème MONTAGE
2te MONTAGE
2do MONTAJE
2nd MOUNTING
2do MONTAGGIO

1er MONTAGE
1ste MONTAGE
1ro MONTAJE
1st MOUNTING
1mo MONTAGGIO



Catalogue : 647010

5

KIT HYDRAULIQUE ACCESSOIRE 3ème ELEMENT (Double effet)
 KIT 3er ELEMENT ZUBEHOR HYDRAULIK (Doppelt wirkend)
 KIT HIDRAULICO ACCESORIO 3ro ELEMENTO (Doble efecto)
 3rd ELEMENT ATTACHMENT HYDRAULIC KIT (Double-acting)
 KIT IDRAULICO ACCESSORIO 3 ELEMENTO (Doppio effetto)

| Qté-Menge-Cant-Qty-Q.ta | | | | | | | | | | 10 AD | | 198 | | | | |
|-------------------------|----|------|----|-------|-------|--|--|--|--|-------|-----|-----|------|-------|----|-------|
| 1- | M | 26-2 | S3 | E2/E3 | | | | | | | 11- | MC | 70 | PS | S3 | E2/E3 |
| 2- | M | 30-2 | S3 | E2/E3 | | | | | | | 12- | M-X | 30-4 | S3-E3 | | |
| 3- | M | 26-4 | S3 | E2/E3 | | | | | | | 13- | M-X | 50-4 | S3-E3 | | |
| 4- | M | 30-4 | S3 | E2/E3 | | | | | | | 14- | M-X | 70-2 | S3-E3 | | |
| 5- | M | 40-4 | S3 | E2/E3 | | | | | | | 15- | | | | | |
| 6- | M | 50-4 | S3 | E2/E3 | | | | | | | 16- | | | | | |
| 7- | MC | 30 | S3 | E2/E3 | | | | | | | 17- | | | | | |
| 8- | MC | 40 | PS | S3 | E2/E3 | | | | | | 18- | | | | | |
| 9- | MC | 50 | PS | S3 | E2/E3 | | | | | | 19- | | | | | |
| 10- | MC | 60 | PS | S3 | E2/E3 | | | | | | 20- | | | | | |

M

| Rep Hinw Fig Item Rif | Numéro Teil-Nr Numero Part-Nr Part-Nr | Désignation Bezeichnung Descripcion Description Descrizione | 1 | 2 | 3 | 4 | 5 | 6 | 7 | 8 | 9 | 10 | 11 | 12 | 13 | 14 | 15 | 16 | 17 | 18 | 19 | 20 |
|-----------------------------------|---|---|---|------------------------------------|---|---|---|---|---|---|---|----|----|----|----|----|----|----|----|----|----|----|
| 44 | 60845 | Vis CHc,M 8- 30-8.8-ZN8/C Tornillo Vite | - | Schraube - Screw - | | | | | | | | 1 | 1 | | | 1 | | | | | | |
| 45 | 58528 | Ecrou H ,M 8 ZN Tuerca Dado | - | Mutter - Nut - | | | | | | | | 1 | 1 | | | 1 | | | | | | |
| 46 | 44807 | Vis H,M12- 25-8.8-ZN8/C Tornillo Vite | - | Schraube - Screw - | | | | | | | | 2 | 2 | | | 2 | | | | | | |
| 47 | 167925 | Raccord Union Racor Raccordo | - | Verschraubung - Connection - | | | | | | | | 1 | 1 | | | 1 | | | | | | |
| 48 | 169373 | Joint torique Junta tórica Anello OR | - | "0" ring - "0" ring - | | | | | | | | X | X | | | X | | | | | | |
| 49 | 168001 | Plaque de fixation (à souder) Befestigung Platte (zu schweissen) Placa de fijación (a soldar) Piastra di fissaggio (a saldare) | - | Fastening plate (to weld) | | | | | | | | 1 | 1 | | | 1 | | | | | | |
| 50 | 169438 | Joint d'étanchéité Junta de estanqueidad Guarnizione | - | Dichtungsring - Seal - | | | | | | | | X | X | | | X | | | | | | |
| 51 | 169436 | Joint torique Junta tórica Anello OR | - | "0" ring - "0" ring - | | | | | | | | X | X | | | X | | | | | | |
| 60 | 181433 | Raccord Racor Raccordo | - | Verschraubung - Connection - | | | | | | | | 2 | 2 | | | 2 | | | | | | |
| 61 | 74364 | Raccord Adapteur Racor Raccordo | - | Verschraubung - Connection - | | | | | | | | 2 | 2 | | | 2 | | | | | | |
| 62 | 190874 | Joint torique Junta tórica Anello OR | - | "0" ring - "0" ring - | | | | | | | | X | X | | | X | | | | | | |

+

10 AD 199

2ème MONTAGE
2te MONTAGE
2do MONTAJE
2nd MOUNTING
2do MONTAGGIO

KIT HYDRAULIQUE ACCESSOIRE 4ème ELEMENT (Double effet)
KIT 4tr ELEMENT ZUBEHOR HYDRAULIK (Doppeltwirkend)
KIT HIDRAULICO ACCESSORIO 4to ELEMENTO (Doble efecto)
4th ELEMENT ATTACHMENT HYDRAULIC KIT (Double-acting)
KIT IDRAULICO ACCESSORIO 4 ELEMENTO (Doppio effetto)

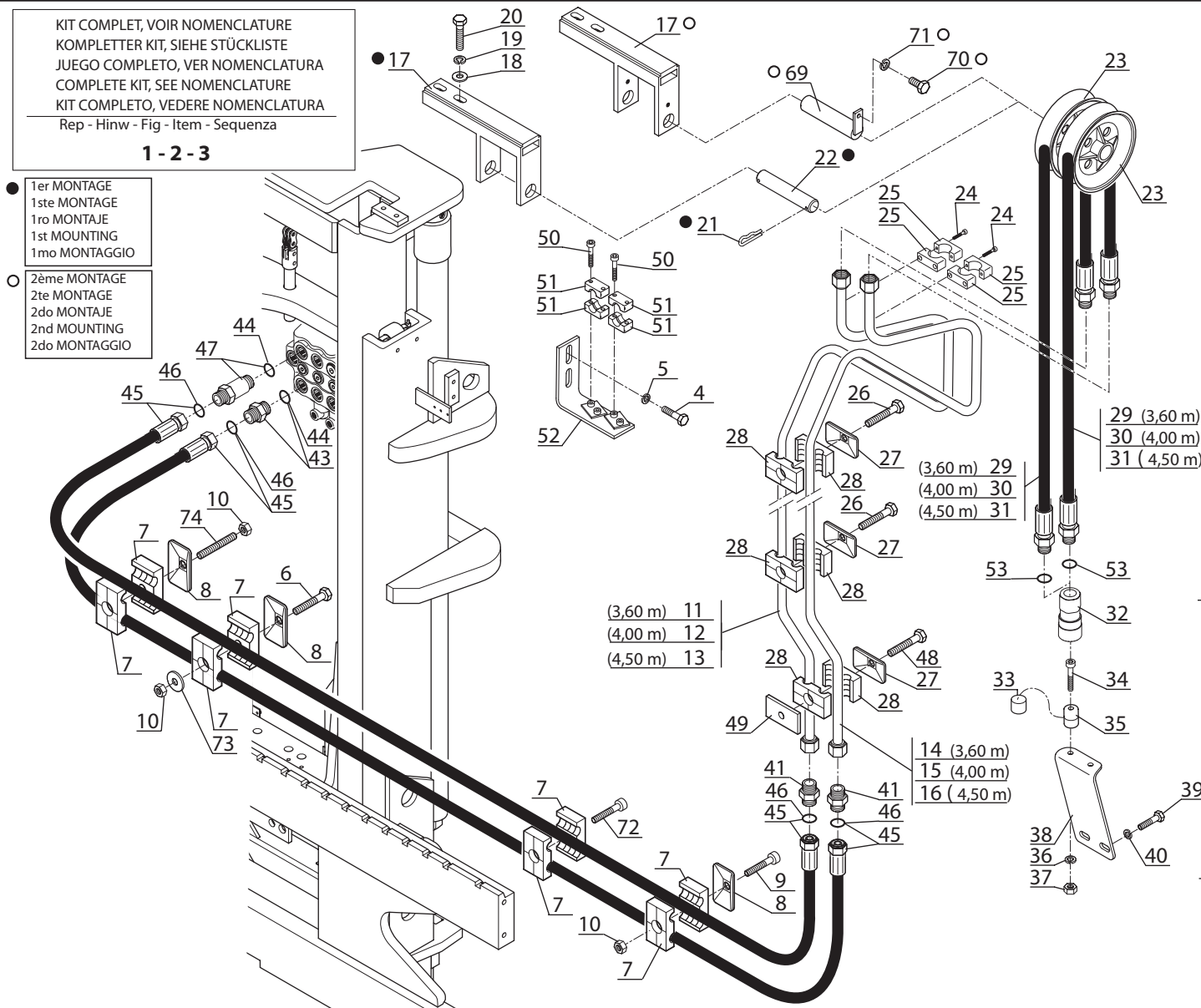
MC 60 PS S.3 / MC 70 PS S.3
M-X 70-2 S.3

KIT COMPLET, VOIR NOMENCLATURE
KOMPLETTER KIT, SIEHE STÜCKLISTE
JUEGO COMPLETO, VER NOMENCLATURA
COMPLETE KIT, SEE NOMENCLATURE
KIT COMPLETO, VEDERE NOMENCLATURA
Rep - Hinw - Fig - Item - Sequenza

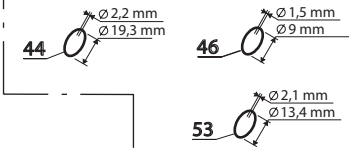
1 - 2 - 3

● 1er MONTAGE
1ste MONTAGE
1ro MONTAJE
1st MOUNTING
1mo MONTAGGIO

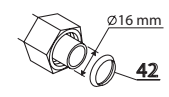
○ 2ème MONTAGE
2te MONTAGE
2do MONTAJE
2nd MOUNTING
2do MONTAGGIO



POUR FLEXIBLE ET RACCORD
FÜR SCHLAUCH UND VERSCHRAUBUNG
PARA FLEXIBLE Y RACOR
FOR HOSE AND CONNECTION
PER FLESSIBILE E RACCORDO

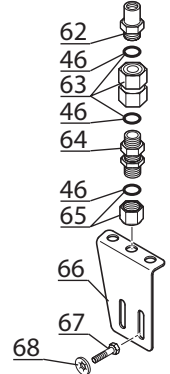


POUR TUBE - FÜR ROHR
PARA TUBO - FOR TUBE
PER TUBO



1er MONTAGE
1ste MONTAGE
1ro MONTAJE
1st MOUNTING
1mo MONTAGGIO

2ème MONTAGE
2te MONTAGE
2do MONTAJE
2nd MOUNTING
2do MONTAGGIO



Catalogue : 647010

1

KIT HYDRAULIQUE ACCESSOIRE 4ème ELEMENT (Double effet)
 KIT 4tr ELEMENT ZUBEHOR HYDRAULIK (Doppeltwirkend)
 KIT HIDRAULICO ACCESORIO 4to ELEMENTO (Doble efecto)
 4th ELEMENT ATTACHMENT HYDRAULIC KIT (Double-acting)
 KIT IDRAULICO ACCESSORIO 4 ELEMENTO (Doppio effetto)

Qté-Menge-Cant-Qty-Q.ta

10 AD

199

M

| | | | | | | | | | | |
|-----|----|------|----|-------|-------|-----|------|-------|----|-------|
| 1- | M | 26-2 | S3 | E2/E3 | 11- | MC | 70 | PS | S3 | E2/E3 |
| 2- | M | 30-2 | S3 | E2/E3 | 12- | M-X | 30-4 | S3-E3 | | |
| 3- | M | 26-4 | S3 | E2/E3 | 13- | M-X | 50-4 | S3-E3 | | |
| 4- | M | 30-4 | S3 | E2/E3 | 14- | M-X | 70-2 | S3-E3 | | |
| 5- | M | 40-4 | S3 | E2/E3 | 15- | | | | | |
| 6- | M | 50-4 | S3 | E2/E3 | 16- | | | | | |
| 7- | MC | 30 | S3 | E2/E3 | 17- | | | | | |
| 8- | MC | 40 | PS | S3 | E2/E3 | 18- | | | | |
| 9- | MC | 50 | PS | S3 | E2/E3 | 19- | | | | |
| 10- | MC | 60 | PS | S3 | E2/E3 | 20- | | | | |

| Rep Hinw Fig Item Rif | Numéro Teil-Nr Numero Part-Nr Part-Nr | Désignation Bezeichnung Descripcion Description Descrizione |
|-----------------------------------|---|--|
| 1 | 264327 | Kit hydraulique accessoire complet (mât 3,60 m) Kompletter kit zübehör hydraulik (hubmast 3,60 m) Kit hidraulico accesorio completo (mástil 3,60 m) Complete attachment hydraulic kit (mast 3,60 m) Kit idraulico accessorio completo (rampa 3,60 m) |
| 2 | 264328 | Kit hydraulique accessoire complet (mât 4,00 m) Kompletter kit zübehör hydraulik (hubmast 4,00 m) Kit hidraulico accesorio completo (mástil 4,00 m) Complete attachment hydraulic kit (mast 4,00 m) Kit idraulico accessorio completo (rampa 4,00 m) |
| 3 | 264329 | Kit hydraulique accessoire complet (mât 4,50 m) Kompletter kit zübehör hydraulik (hubmast 4,50 m) Kit hidraulico accesorio completo (mástil 4,50 m) Complete attachment hydraulic kit (mast 4,50 m) Kit idraulico accessorio completo (rampa 4,50 m) |
| 4 | 63546 | Vis H,M12- 20-8.8-ZN8/C - Schraube Tornillo - Screw Vite - |
| 5 | 42231 | Rondelle W12 ZN - Unterlegscheibe Arandela - Washer Rondella - |
| 6 | 6224 | Vis H,M 8- 40-8.8-ZN8/C - Schraube Tornillo - Screw Vite - |
| 7 | 168758 | Demi-collier - Halb-klemme Media abrazadera - Half-clamp Fascetta - |
| 8 | 168494 | Plaque de protection - Schutzplatte Placa de protección - Protection plate Piastra di protezione - |
| 9 | 35220 | Vis CHc,M 8- 40 zinguée - Schraube Tornillo - Screw Vite - |
| 10 | 58528 | Ecrou H ,M 8 ZN - Mutter Tuerca - Nut Dado - |

| 1 | 2 | 3 | 4 | 5 | 6 | 7 | 8 | 9 | 10 | 11 | 12 | 13 | 14 | 15 | 16 | 17 | 18 | 19 | 20 |
|---|---|---|---|---|---|---|---|---|----|----|----|----|----|----|----|----|----|----|----|
| | | | | | | | | | 1 | 1 | | | 1 | | | | | | |
| | | | | | | | | | 1 | 1 | | | 1 | | | | | | |
| | | | | | | | | | 1 | 1 | | | 1 | | | | | | |
| | | | | | | | | | 2 | 2 | | | 2 | | | | | | |
| | | | | | | | | | 2 | 2 | | | 2 | | | | | | |
| | | | | | | | | | 1 | 1 | | | 1 | | | | | | |
| | | | | | | | | | 8 | 8 | | | 8 | | | | | | |
| | | | | | | | | | 3 | 3 | | | 3 | | | | | | |
| | | | | | | | | | 1 | 1 | | | 1 | | | | | | |
| | | | | | | | | | 3 | 3 | | | 3 | | | | | | |

+

Catalogue : 647010

2

KIT HYDRAULIQUE ACCESSOIRE 4ème ELEMENT (Double effet)
 KIT 4tr ELEMENT ZUBEHOR HYDRAULIK (Doppeltwirkend)
 KIT HIDRAULICO ACCESORIO 4to ELEMENTO (Doble efecto)
 4th ELEMENT ATTACHMENT HYDRAULIC KIT (Double-acting)
 KIT IDRAULICO ACCESSORIO 4 ELEMENTO (Doppio effetto)

Qté-Menge-Cant-Qty-Q.ta

10 AD

199

M

| | |
|-----------------------|-----------------------|
| 1- M 26-2 S3 E2/E3 | 11- MC 70 PS S3 E2/E3 |
| 2- M 30-2 S3 E2/E3 | 12- M-X 30-4 S3-E3 |
| 3- M 26-4 S3 E2/E3 | 13- M-X 50-4 S3-E3 |
| 4- M 30-4 S3 E2/E3 | 14- M-X 70-2 S3-E3 |
| 5- M 40-4 S3 E2/E3 | 15- |
| 6- M 50-4 S3 E2/E3 | 16- |
| 7- MC 30 S3 E2/E3 | 17- |
| 8- MC 40 PS S3 E2/E3 | 18- |
| 9- MC 50 PS S3 E2/E3 | 19- |
| 10- MC 60 PS S3 E2/E3 | 20- |

| Rep Hinw Fig Item Rif | Numéro Teil-Nr Numero Part-Nr Part-Nr | Désignation Bezeichnung Descripcion Description Descrizione |
|-----------------------------------|---|---|
| 11 | 248888 | Tube (mât 3,60 m) - Rohr (hubmast 3,60 m) Tubo (mástil 3,60 m) - Tube (mast 3,60 m) Tubo (rampa 3,60 m) - |
| 12 | 248889 | Tube (mât 4,00 m) - Rohr (hubmast 4,00 m) Tubo (mástil 4,00 m) - Tube (mast 4,00 m) Tubo (rampa 4,00 m) - |
| 13 | 248890 | Tube (mât 4,50 m) - Rohr (hubmast 4,50 m) Tubo (mástil 4,50 m) - Tube (mast 4,50 m) Tubo (rampa 4,50 m) - |
| 14 | 248893 | Tube (mât 3,60 m) - Rohr (hubmast 3,60 m) Tubo (mástil 3,60 m) - Tube (mast 3,60 m) Tubo (rampa 3,60 m) - |
| 15 | 248894 | Tube (mât 4,00 m) - Rohr (hubmast 4,00 m) Tubo (mástil 4,00 m) - Tube (mast 4,00 m) Tubo (rampa 4,00 m) - |
| 16 | 248895 | Tube (mât 4,50 m) - Rohr (hubmast 4,50 m) Tubo (mástil 4,50 m) - Tube (mast 4,50 m) Tubo (rampa 4,50 m) - |
| 17 | 241353 | Support poulie - Riemen träger Soporte polea - Bracket pulley Supporto puleggia - |
| 18 | 61676 | Rondelle M 12 ZN - Unterlegscheibe Arandela - Washer Rondella - |
| 19 | 42231 | Rondelle W12 ZN - Unterlegscheibe Arandela - Washer Rondella - |
| 20 | 29475 | Vis H,M12- 45-8.8-ZN8/C - Schraube Tornillo - Screw Vite - |
| 21 | 9784 | Goupille "Beta" de 4 - Stift Pasador - Pin Spina - |

| 1 | 2 | 3 | 4 | 5 | 6 | 7 | 8 | 9 | 10 | 11 | 12 | 13 | 14 | 15 | 16 | 17 | 18 | 19 | 20 |
|---|---|---|---|---|---|---|---|---|----|----|----|----|----|----|----|----|----|----|----|
| | | | | | | | | | 1 | 1 | | | 1 | | | | | | |
| | | | | | | | | | 1 | 1 | | | 1 | | | | | | |
| | | | | | | | | | 1 | 1 | | | 1 | | | | | | |
| | | | | | | | | | 1 | 1 | | | 1 | | | | | | |
| | | | | | | | | | 1 | 1 | | | 1 | | | | | | |
| | | | | | | | | | 1 | 1 | | | 1 | | | | | | |
| | | | | | | | | | 1 | 1 | | | 1 | | | | | | |
| | | | | | | | | | 1 | 1 | | | 1 | | | | | | |
| | | | | | | | | | 2 | 2 | | | 2 | | | | | | |
| | | | | | | | | | 2 | 2 | | | 2 | | | | | | |
| | | | | | | | | | 2 | 2 | | | 2 | | | | | | |
| | | | | | | | | | 2 | 2 | | | 2 | | | | | | |



Catalogue : 647010

3

KIT HYDRAULIQUE ACCESSOIRE 4ème ELEMENT (Double effet)
 KIT 4tr ELEMENT ZUBEHOR HYDRAULIK (Doppeltwirkend)
 KIT HIDRAULICO ACCESORIO 4to ELEMENTO (Doble efecto)
 4th ELEMENT ATTACHMENT HYDRAULIC KIT (Double-acting)
 KIT IDRAULICO ACCESSORIO 4 ELEMENTO (Doppio effetto)

| Qté-Menge-Cant-Qty-Q.ta | 10 AD | 199 |
|-------------------------|-----------------------|-----|
| 1- M 26-2 S3 E2/E3 | 11- MC 70 PS S3 E2/E3 | |
| 2- M 30-2 S3 E2/E3 | 12- M-X 30-4 S3-E3 | |
| 3- M 26-4 S3 E2/E3 | 13- M-X 50-4 S3-E3 | |
| 4- M 30-4 S3 E2/E3 | 14- M-X 70-2 S3-E3 | |
| 5- M 40-4 S3 E2/E3 | 15- | |
| 6- M 50-4 S3 E2/E3 | 16- | |
| 7- MC 30 S3 E2/E3 | 17- | |
| 8- MC 40 PS S3 E2/E3 | 18- | |
| 9- MC 50 PS S3 E2/E3 | 19- | |
| 10- MC 60 PS S3 E2/E3 | 20- | |

M

| Rep Hinw Fig Item Rif | Número Teil-Nr Numero Part-Nr Part-Nr | Désignation Bezeichnung Description Description | 1 | 2 | 3 | 4 | 5 | 6 | 7 | 8 | 9 | 10 | 11 | 12 | 13 | 14 | 15 | 16 | 17 | 18 | 19 | 20 | |
|-----------------------|---------------------------------------|---|---|---|---|---|---|---|---|---|---|----|----|----|----|----|----|----|----|----|----|----|--|
| 22 | 198737 | Axe de poulie Eje de polea Perno di puleggia - Riemenachse - Pulley axle - | | | | | | | | | | 1 | 1 | | | 1 | | | | | | | |
| 23 | 164615 | Poulie de flexible Polea de flexible Puleggia di flessibile - Schlauchriemen - Hose pulley - | | | | | | | | | | 2 | 2 | | | 2 | | | | | | | |
| 24 | 9142 | Vis CHc,M 6- 35 zinguée Tornillo Vite - Schraube - Screw - | | | | | | | | | | 4 | 4 | | | 4 | | | | | | | |
| 25 | 168850 | Demi-collier Media abrazadera Fascetta - Halb-klemme - Half-clamp - | | | | | | | | | | 4 | 4 | | | 4 | | | | | | | |
| 26 | 6224 | Vis H,M 8- 40-8.8-ZN8/C Tornillo Vite - Schraube - Screw - | | | | | | | | | | 2 | 2 | | | 2 | | | | | | | |
| 27 | 168494 | Plaque de protection Placa de protección Piastra di protezione - Schutzplatte - Protection plate - | | | | | | | | | | 3 | 3 | | | 3 | | | | | | | |
| 28 | 168758 | Demi-collier Media abrazadera Fascetta - Halb-klemme - Half-clamp - | | | | | | | | | | 6 | 6 | | | 6 | | | | | | | |
| 29 | 254028 | Flexible (Lg 2350) Flexible Flessibile - Schlauch - Hose - | | | | | | | | | | 2 | 2 | | | 2 | | | | | | | |
| 30 | 254027 | Flexible (Lg 2550) Flexible Flessibile - Schlauch - Hose - | | | | | | | | | | 2 | 2 | | | 2 | | | | | | | |
| 31 | 254026 | Flexible (Lg 2800) Flexible Flessibile - Schlauch - Hose - | | | | | | | | | | 2 | 2 | | | 2 | | | | | | | |
| 32 | 192037 | Raccord rapide femelle Racor rapido hembra Raccordo rapido femmina - Verschraubung weibl. - Quick female union - | | | | | | | | | | 2 | 2 | | | 2 | | | | | | | |

+

Catalogue : 647010

5

KIT HYDRAULIQUE ACCESSOIRE 4ème ELEMENT (Double effet)
 KIT 4tr ELEMENT ZUBEHOR HYDRAULIK (Doppeltwirkend)
 KIT HIDRAULICO ACCESORIO 4to ELEMENTO (Doble efecto)
 4th ELEMENT ATTACHMENT HYDRAULIC KIT (Double-acting)
 KIT IDRAULICO ACCESSORIO 4 ELEMENTO (Doppio effetto)

Qté-Menge-Cant-Qty-Q.ta

10 AD

199

M

| | | | | | | | | | | | |
|-----|----|------|----|-------|-------|-----|------|----|----|-------|--|
| 1- | M | 26-2 | S3 | E2/E3 | 11- | MC | 70 | PS | S3 | E2/E3 | |
| 2- | M | 30-2 | S3 | E2/E3 | 12- | M-X | 30-4 | S3 | E3 | | |
| 3- | M | 26-4 | S3 | E2/E3 | 13- | M-X | 50-4 | S3 | E3 | | |
| 4- | M | 30-4 | S3 | E2/E3 | 14- | M-X | 70-2 | S3 | E3 | | |
| 5- | M | 40-4 | S3 | E2/E3 | 15- | | | | | | |
| 6- | M | 50-4 | S3 | E2/E3 | 16- | | | | | | |
| 7- | MC | 30 | S3 | E2/E3 | 17- | | | | | | |
| 8- | MC | 40 | PS | S3 | E2/E3 | 18- | | | | | |
| 9- | MC | 50 | PS | S3 | E2/E3 | 19- | | | | | |
| 10- | MC | 60 | PS | S3 | E2/E3 | 20- | | | | | |

| Rep Hinw Fig Item Rif | Numéro Teil-Nr Numero Part-Nr Part-Nr | Désignation Bezeichnung Description Description |
|-----------------------|---------------------------------------|---|
| 44 | 169373 | Joint torique - "0" ring Junta tórica - "0" ring Anello OR - |
| 45 | 211711 | Flexible (Lg 2450) - Schlauch Flexible - Hose Flessibile - |
| 46 | 190874 | Joint torique - "0" ring Junta tórica - "0" ring Anello OR - |
| 47 | 168906 | Raccord Union Prolongateur - Verschraubung Racor - Connection Raccordo - |
| 48 | 61323 | Vis H,M 8- 35-8.8-ZN8/C - Schraube Tornillo - Screw Vite - |
| 49 | 168001 | Plaque de fixation (à souder) Befestigung Platte (zu schweissen) Placa de fijación (a soldar) - Fastening plate (to weld) Piastra di fissaggio (a saldare) |
| 50 | 167155 | Vis CHc,M 6- 25 zinguée - Schraube Tornillo - Screw Vite - |
| 51 | 168850 | Demi-collier - Halb-klemme Media abrazadera - Half-clamp Fascetta - |
| 52 | 218679 | Support - Träger Soporte - Bracket Supporto - |
| 53 | 169436 | Joint torique - "0" ring Junta tórica - "0" ring Anello OR - |
| 62 | 181433 | Raccord - Verschraubung Racor - Connection Raccordo - |

| 1 | 2 | 3 | 4 | 5 | 6 | 7 | 8 | 9 | 10 | 11 | 12 | 13 | 14 | 15 | 16 | 17 | 18 | 19 | 20 |
|---|---|---|---|---|---|---|---|---|----|----|----|----|----|----|----|----|----|----|----|
| | | | | | | | | | X | X | | | X | | | | | | |
| | | | | | | | | | 2 | 2 | | | 2 | | | | | | |
| | | | | | | | | | X | X | | | X | | | | | | |
| | | | | | | | | | 1 | 1 | | | 1 | | | | | | |
| | | | | | | | | | 1 | 1 | | | 1 | | | | | | |
| | | | | | | | | | 1 | 1 | | | 1 | | | | | | |
| | | | | | | | | | 4 | 4 | | | 4 | | | | | | |
| | | | | | | | | | 4 | 4 | | | 4 | | | | | | |
| | | | | | | | | | 1 | 1 | | | 1 | | | | | | |
| | | | | | | | | | X | X | | | X | | | | | | |
| | | | | | | | | | 2 | 2 | | | 2 | | | | | | |

+

Catalogue : 647010

6

KIT HYDRAULIQUE ACCESSOIRE 4ème ELEMENT (Double effet)
 KIT 4tr ELEMENT ZUBEHOR HYDRAULIK (Doppeltwirkend)
 KIT HIDRAULICO ACCESORIO 4to ELEMENTO (Doble efecto)
 4th ELEMENT ATTACHMENT HYDRAULIC KIT (Double-acting)
 KIT IDRAULICO ACCESSORIO 4 ELEMENTO (Doppio effetto)

Qté-Menge-Cant-Qty-Q.ta

10 AD

199

M

1- M 26-2 S3 E2/E3 11- MC 70 PS S3 E2/E3
 2- M 30-2 S3 E2/E3 12- M-X 30-4 S3-E3
 3- M 26-4 S3 E2/E3 13- M-X 50-4 S3-E3
 4- M 30-4 S3 E2/E3 14- M-X 70-2 S3-E3
 5- M 40-4 S3 E2/E3 15-
 6- M 50-4 S3 E2/E3 16-
 7- MC 30 S3 E2/E3 17-
 8- MC 40 PS S3 E2/E3 18-
 9- MC 50 PS S3 E2/E3 19-
 10- MC 60 PS S3 E2/E3 20-

| Rep Hinw Fig Item Rif | Número Teil-Nr Numero Part-Nr Part-Nr | Désignation Bezeichnung Descripcion Description Descrizione | 1 | 2 | 3 | 4 | 5 | 6 | 7 | 8 | 9 | 10 | 11 | 12 | 13 | 14 | 15 | 16 | 17 | 18 | 19 | 20 | |
|-----------------------------------|---|--|---|---|---|---|---|---|---|---|---|----|----|----|----|----|----|----|----|----|----|----|--|
| 63 | 74364 | Raccord Adapteur Racor Raccordo - Verschraubung - Connection - | | | | | | | | | | 2 | 2 | | | 2 | | | | | | | |
| 64 | 405952 | Raccord Union Passe-cloison Racor Raccordo - Verschraubung - Connection - | | | | | | | | | | 2 | 2 | | | 2 | | | | | | | |
| 65 | 168781 | Bouchon Tapón Tappo - Stopfen - Plug - | | | | | | | | | | 2 | 2 | | | 2 | | | | | | | |
| 66 | 254140 | Support raccord Soporte racor Supporto raccordo - Verschraubung träger - Connection bracket - | | | | | | | | | | 1 | 1 | | | 1 | | | | | | | |
| 67 | 60360 | Vis H,M10- 16-8.8-ZN8/C Tornillo Vite - Schraube - Screw - | | | | | | | | | | 2 | 2 | | | 2 | | | | | | | |
| 68 | 183026 | Rondelle JZC10 10,2x26 x1,4CAD.BICH Unterlegscheibe Arandela Rondella - Washer - | | | | | | | | | | 2 | 2 | | | 2 | | | | | | | |
| 69 | 265320 | Axe Eje Perno - Bolzen - Pin - | | | | | | | | | | 1 | 1 | | | 1 | | | | | | | |
| 70 | 46668 | Vis H,M 6- 20-8.8-ZN5/C Tornillo Vite - Schraube - Screw - | | | | | | | | | | 1 | 1 | | | 1 | | | | | | | |
| 71 | 42316 | Rondelle W 6 ZN Arandela Rondella - Unterlegscheibe - Washer - | | | | | | | | | | 1 | 1 | | | 1 | | | | | | | |
| 72 | 58530 | Vis H,M 8- 45-8.8-ZN8/C Tornillo Vite - Schraube - Screw - | | | | | | | | | | 1 | 1 | | | 1 | | | | | | | |
| 73 | 42325 | Rondelle W 8 ZN Arandela Rondella - Unterlegscheibe - Washer - | | | | | | | | | | 1 | 1 | | | 1 | | | | | | | |

+

Catalogue : 647010

7

KIT HYDRAULIQUE ACCESSOIRE 4ème ELEMENT (Double effet)
 KIT 4tr ELEMENT ZUBEHOR HYDRAULIK (Doppeltwirkend)
 KIT HIDRAULICO ACCESORIO 4to ELEMENTO (Doble efecto)
 4th ELEMENT ATTACHMENT HYDRAULIC KIT (Double-acting)
 KIT IDRAULICO ACCESSORIO 4 ELEMENTO (Doppio effetto)

| Qté-Menge-Cant-Qty-Q.ta | 10 AD | 199 |
|-------------------------|-----------------------|-----|
| 1- M 26-2 S3 E2/E3 | 11- MC 70 PS S3 E2/E3 | |
| 2- M 30-2 S3 E2/E3 | 12- M-X 30-4 S3-E3 | |
| 3- M 26-4 S3 E2/E3 | 13- M-X 50-4 S3-E3 | |
| 4- M 30-4 S3 E2/E3 | 14- M-X 70-2 S3-E3 | |
| 5- M 40-4 S3 E2/E3 | 15- | |
| 6- M 50-4 S3 E2/E3 | 16- | |
| 7- MC 30 S3 E2/E3 | 17- | |
| 8- MC 40 PS S3 E2/E3 | 18- | |
| 9- MC 50 PS S3 E2/E3 | 19- | |
| 10- MC 60 PS S3 E2/E3 | 20- | |

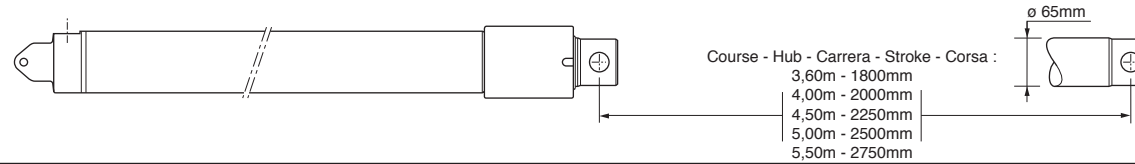
M

| Rep Hinw Fig Item Rif | Numéro Teil-Nr Numero Part-Nr Part-Nr | Désignation Bezeichnung Descripcion Description Descrizione | 1 | 2 | 3 | 4 | 5 | 6 | 7 | 8 | 9 | 10 | 11 | 12 | 13 | 14 | 15 | 16 | 17 | 18 | 19 | 20 | |
|-----------------------------------|---|--|---|---|---|---|---|---|---|---|---|----|----|----|----|----|----|----|----|----|----|----|--|
| 74 | 55475 | Tige filetée M8 (Lg 90) - Schraubenspindel Varilla fileteada - Screwed spindle Stelo filettato - | | | | | | | | | | | 1 | 1 | | | | 1 | | | | | |

10 CA 72

HYDRAULIQUE (Vérin d' élévation)
 HYDRAULIK (Hubzylinder)
 HIDRAULICO (Cilindro de elevación)
 HYDRAULIC (Lifting cylinder)
 IDRAULICO (Cilindro di sollevamento)

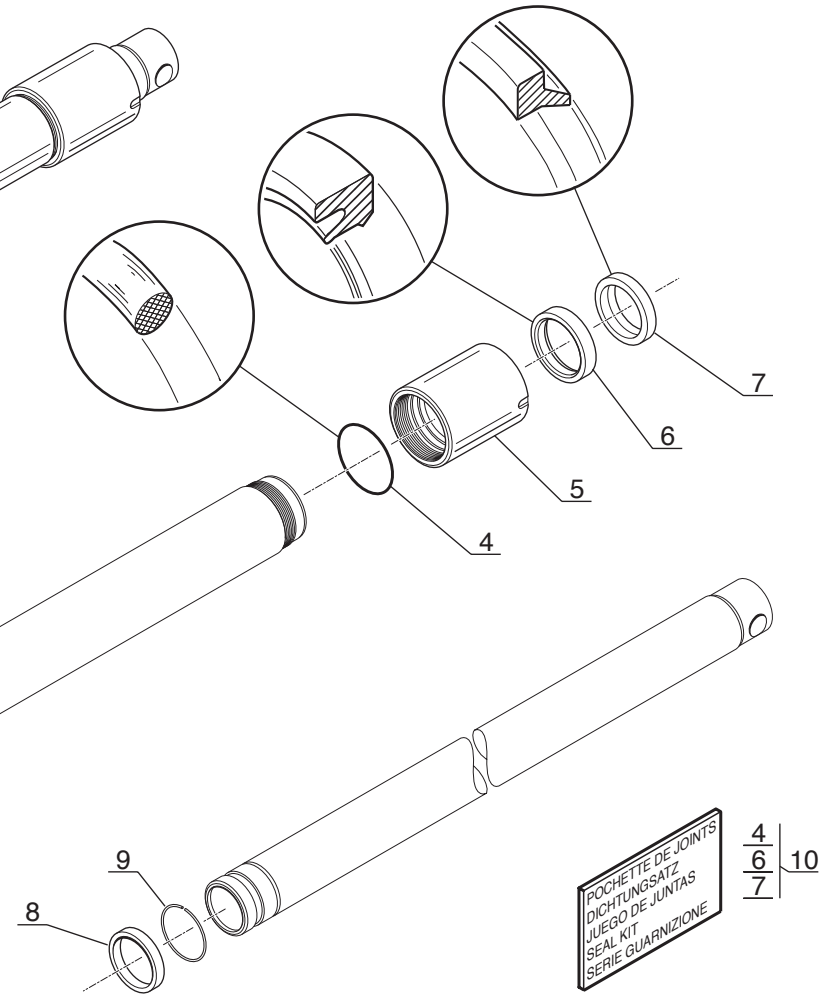
MC 60 PS S.3



NON LIVRE AVEC VERIN
 NICHT GELIEFERT MIT ZYLINDER
 NO ENTREGADOS CON CILINDRO
 NOT DELIVERED WITH CYLINDER
 NON CONSEGNARE CON CYLINDER

- (3,60m) 1
- (4,00m) 2
- (4,50m) 3
- (5,00m) 11
- (5,50m) 12

- 1800mm : 218 297 (3,60m)
- 2000mm : 218 298 (4,00m)
- 2250mm : 218 299 (4,50m)
- 2500mm : 223 867 (5,00m)
- 2750mm : 231 766 (5,50m)



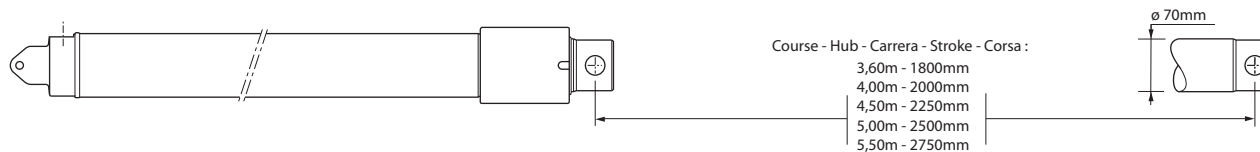
POCHETTE DE JOINTS
 DICHTUNGSATZ
 JUEGO DE JUNTAS
 SEAL KIT
 SERIE GUARNIZIONE

- 4
- 6
- 7
- 10

10 CA 73

HYDRAULIQUE (Vérin d'élévation)
 HYDRAULIK (Hubzylinder)
 HIDRAULICO (Cilindro de elevación)
 HYDRAULIC (Lifting cylinder)
 IDRAULICO (Cilindro di sollevamento)

MC 70 PS S.3
 M-X 70-2 S.3



★ 1er MONTAGE
 1ste MONTAGE
 1ro MONTAJE
 1st MOUNTING
 1mo MONTAGGIO

☆ 2ème MONTAGE
 2te MONTAGE
 2do MONTAJE
 2nd MOUNTING
 2do MONTAGGIO

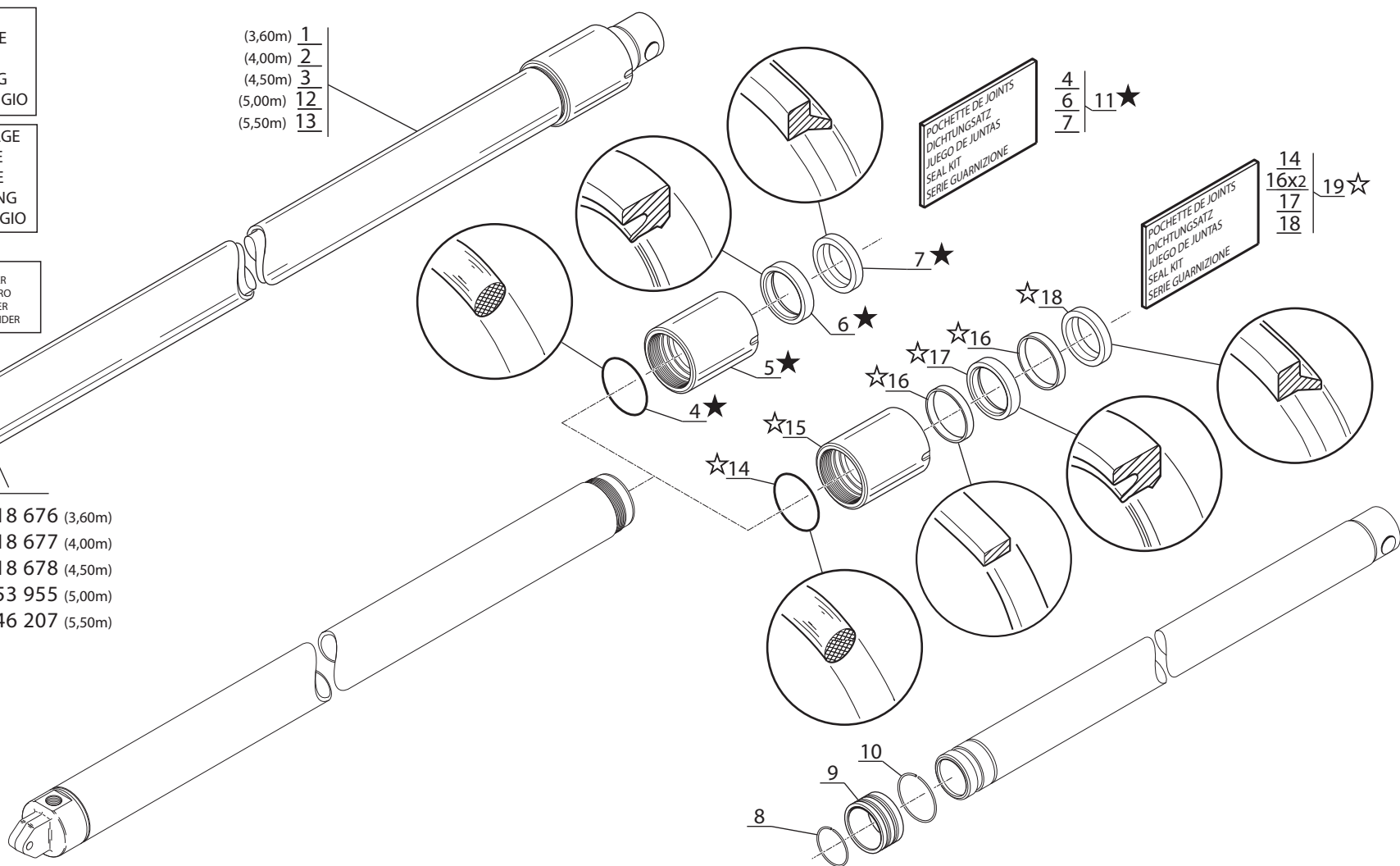
NON LIVRE AVEC VERIN
 NICHT GELIEFERT MIT ZYLINDER
 NO ENTREGADOS CON CILINDRO
 NOT DELIVERED WITH CYLINDER
 NON CONSEGNARE CON CYLINDER

- (3,60m) 1
- (4,00m) 2
- (4,50m) 3
- (5,00m) 12
- (5,50m) 13

- 4
 - 6
 - 7
- 11★

- 14
 - 16x2
 - 17
 - 18
- 19★

- 1800mm : 218 676 (3,60m)
- 2000mm : 218 677 (4,00m)
- 2250mm : 218 678 (4,50m)
- 2500mm : 253 955 (5,00m)
- 2750mm : 246 207 (5,50m)



Catalogue : 647010

1

HYDRAULIQUE (Vérin d'élévation)
 HYDRAULIK (Hubzylinder)
 HIDRAULICO (Cilindro de elevación)
 HYDRAULIC (Lifting cylinder)
 IDRAULICO (Cilindro di sollevamento)

Qté-Menge-Cant-Qty-Q.ta

10 CA

73

M

1- M 26-2 S3 E2/E3 11- MC 70 PS S3 E2/E3
 2- M 30-2 S3 E2/E3 12- M-X 30-4 S3-E3
 3- M 26-4 S3 E2/E3 13- M-X 50-4 S3-E3
 4- M 30-4 S3 E2/E3 14- M-X 70-2 S3-E3
 5- M 40-4 S3 E2/E3 15-
 6- M 50-4 S3 E2/E3 16-
 7- MC 30 S3 E2/E3 17-
 8- MC 40 PS S3 E2/E3 18-
 9- MC 50 PS S3 E2/E3 19-
 10- MC 60 PS S3 E2/E3 20-

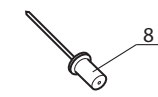
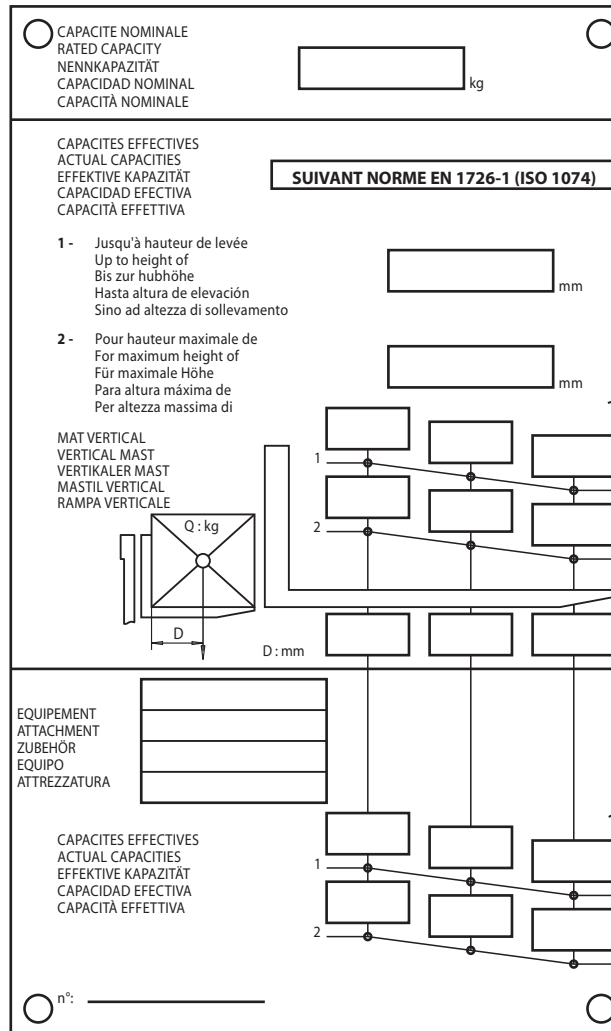
| Rep Hinw Fig Item Rif | Numéro Teil-Nr Numero Part-Nr Part-Nr | Désignation Bezeichnung Descripcion Description Descrizione | 1 | 2 | 3 | 4 | 5 | 6 | 7 | 8 | 9 | 10 | 11 | 12 | 13 | 14 | 15 | 16 | 17 | 18 | 19 | 20 | |
|-----------------------------------|---|---|---|---|---|---|---|---|---|---|---|----|----|----|----|----|----|----|----|----|----|----|--|
| 1 | 218676 | Vérin d'éléva. D:70mm C:1800mm- Hubzylinder Cilindro de elevación - Lifting cylinder Cilindro di sollevamento - | | | | | | | | | | | 2 | | | 2 | | | | | | | |
| 2 | 218677 | Vérin d'éléva. D:70mm C:2000mm- Hubzylinder Cilindro de elevación - Lifting cylinder Cilindro di sollevamento - | | | | | | | | | | | 2 | | | 2 | | | | | | | |
| 3 | 218678 | Vérin d'éléva. D:70mm C:2250mm- Hubzylinder Cilindro de elevación - Lifting cylinder Cilindro di sollevamento - | | | | | | | | | | | 2 | | | 2 | | | | | | | |
| 4 | 176527 | Joint torique - "0" ring Junta tórica - "0" ring Anello OR - | | | | | | | | | | | 1 | | | 1 | | | | | | | |
| 5 | 176525 | Bague de fermeture - Schlussring Anillo de cierre - Fastening ring Anello di chiusura - | | | | | | | | | | | 1 | | | 1 | | | | | | | |
| 6 | 5240 | Joint d'étanchéité - Dichtungsring Junta de estanqueidad - Seal Guarnizióne - | | | | | | | | | | | 1 | | | 1 | | | | | | | |
| 7 | 5241 | Joint d'étanchéité - Dichtungsring Junta de estanqueidad - Seal Guarnizióne - | | | | | | | | | | | 1 | | | 1 | | | | | | | |
| 8 | 161784 | Jonc d'arrêt - Sprengring Anillo de parada - Snap ring Giunto - | | | | | | | | | | | 1 | | | 1 | | | | | | | |
| 9 | 176526 | Piston de vérin - Zylinderkolben Pistón de cilindro - Cylinder piston Pistone del cilindro - | | | | | | | | | | | 1 | | | 1 | | | | | | | |
| 10 | 176528 | Jonc d'arrêt - Sprengring Anillo de parada - Snap ring Giunto - | | | | | | | | | | | 1 | | | 1 | | | | | | | |
| 11 | 176529 | Pochette de joints - Dichtungssatz Juego de juntas - Seal kit Serie guarnizióne - | | | | | | | | | | | 1 | | | 1 | | | | | | | |

12 AA 523

2ème MONTAGE
2te MONTAGE
2do MONTAJE
2nd MOUNTING
2do MONTAGGIO

ABAQUE DE CHARGE (MAT DOUBLE)
BELASTUNG TABELLE
ABACO DE CARGA
LOAD CHART
DIAGRAMMA DI CARICO

MC 60 PS S.3 / MC 70 PS S.3
M-X 70-2 S.3



1 (3,60 m)
2 (4,00 m)
3 (4,50 m) — **MC 60 PS**

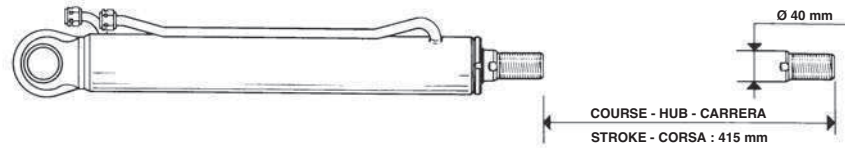
4 (3,60 m)
5 (4,00 m)
6 (4,50 m) — **MC 70 PS**

INCLINAISON MAT DOUBLE
DOPPELT HUBMAST NEIGUNG
INCLINACION MASTIL DOBLE
DOUBLE MAST TILTING
INCLINAZIONE RAMPA DUPLEX

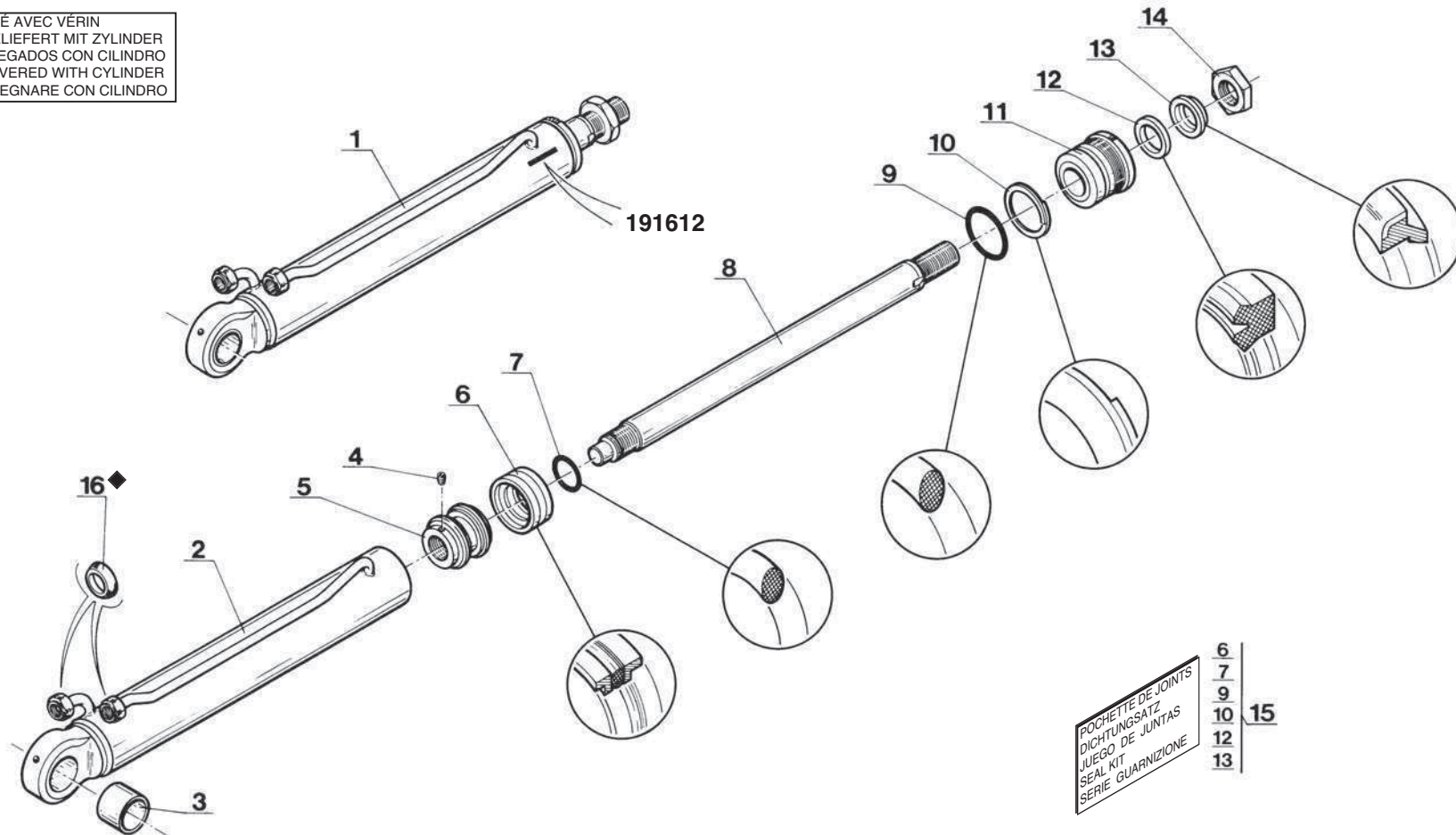
10 CD 8

HYDRAULIQUE (Vérin d'inclinaison) (Inclinaison standard 15°/15°)
HYDRAULIK (Neigungszylinder) (Standard neigung 15°/15°)
HIDRAULICO (Cilindro de inclinación) (Inclinación estandar 15°/15°)
HYDRAULIC (Tilting cylinder) (Standard tilting 15°/15°)
IDRAULICO (Cilindro inclinazione) (Inclinazione standard 15°/15°)

MC 60 PS S.3



◆ NON LIVRÉ AVEC VÉRIN
NICHT GELIEFERT MIT ZYLINDER
NO ENTREGADOS CON CILINDRO
NOT DELIVERED WITH CYLINDER
NO CONSEGNARE CON CILINDRO



POCHETTE DE JOINTS
DICHTUNGSATZ
JUEGO DE JUNTAS
SEAL KIT
SERIE GUARNIZIONE

6
7
9
10
12
13

15

Catalogue : 647010

1

HYDRAULIQUE (Vérin inclinaison) (Inclinaison 15°/15°)
 HYDRAULIK (Neigungszylinder) (Standard neigung 15°/15°)
 HIDRAULICO (Cilindro inclinación) (Inclin. estándar 15°/15°)
 HYDRAULIC (Tilting cylinder) (Standard tilting 15°/15°)
 IDRAULICO (Cilindro inclinazione) (inclinazione 15°/15°)

Qté-Menge-Cant-Qty-Q.ta

10 CD

8

M

| | |
|-----------------------|-----------------------|
| 1- M 26-2 S3 E2/E3 | 11- MC 70 PS S3 E2/E3 |
| 2- M 30-2 S3 E2/E3 | 12- M-X 30-4 S3-E3 |
| 3- M 26-4 S3 E2/E3 | 13- M-X 50-4 S3-E3 |
| 4- M 30-4 S3 E2/E3 | 14- M-X 70-2 S3-E3 |
| 5- M 40-4 S3 E2/E3 | 15- |
| 6- M 50-4 S3 E2/E3 | 16- |
| 7- MC 30 S3 E2/E3 | 17- |
| 8- MC 40 PS S3 E2/E3 | 18- |
| 9- MC 50 PS S3 E2/E3 | 19- |
| 10- MC 60 PS S3 E2/E3 | 20- |

| Rep Hinw Fig Item Rif | Número Teil-Nr Numero Part-Nr Part-Nr | Désignation Bezeichnung Descripcion Description Descrizione |
|-----------------------------------|---|--|
| 1 | 191612 | Vérin inclinai. D:40mm C:415mm- Neigungszylinder Cilindro de inclinación - Tilting cylinder Cilindro di inclinazione - |
| 2 | 194522 | Corps de vérin - Zylinder körper Cuerpo de cilindro - Cylinder body Camicia del cilindro - |
| 3 | 181246 | Bague - Büchse Anillo - Bushing Anello - |
| 4 | 550700 | Vis Hc, M 8- 14 bout pointu - Schraube Tornillo - Screw Vite - |
| 5 | 194523 | Piston de vérin - Zylinderkolben Pistón de cilindro - Cylinder piston Pistone del cilindro - |
| 6 | 172861 | Joint d'étanchéité - Dichtungsring Junta de estanqueidad - Seal Guarnizióne - |
| 7 | 32407 | Joint torique - "0" ring Junta tórica - "0" ring Anello OR - |
| 8 | 194524 | Tige de vérin - Zylinder stange Vástago de cilindro - Cylinder rod Stelo del cilindro - |
| 9 | 4048 | Joint torique - "0" ring Junta tórica - "0" ring Anello OR - |
| 10 | 561330 | Joint anti-extrusion - Abstützdichtung Junta antiextrusión - Anti-extrusion seal Guarnizióne - |
| 11 | 194526 | Bague de fermeture - Schlussring Anillo de cierre - Fastening ring Anello di chiusura - |

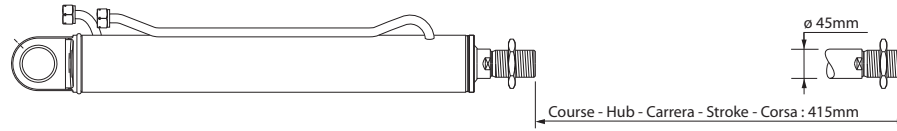
| 1 | 2 | 3 | 4 | 5 | 6 | 7 | 8 | 9 | 10 | 11 | 12 | 13 | 14 | 15 | 16 | 17 | 18 | 19 | 20 | |
|---|---|---|---|---|---|---|---|---|----|----|----|----|----|----|----|----|----|----|----|--|
| | | | | | | | | | | 2 | | | | | | | | | | |
| | | | | | | | | | | 1 | | | | | | | | | | |
| | | | | | | | | | | 1 | | | | | | | | | | |
| | | | | | | | | | | 1 | | | | | | | | | | |
| | | | | | | | | | | 1 | | | | | | | | | | |
| | | | | | | | | | | 1 | | | | | | | | | | |
| | | | | | | | | | | 1 | | | | | | | | | | |
| | | | | | | | | | | 1 | | | | | | | | | | |
| | | | | | | | | | | 1 | | | | | | | | | | |
| | | | | | | | | | | 1 | | | | | | | | | | |

+

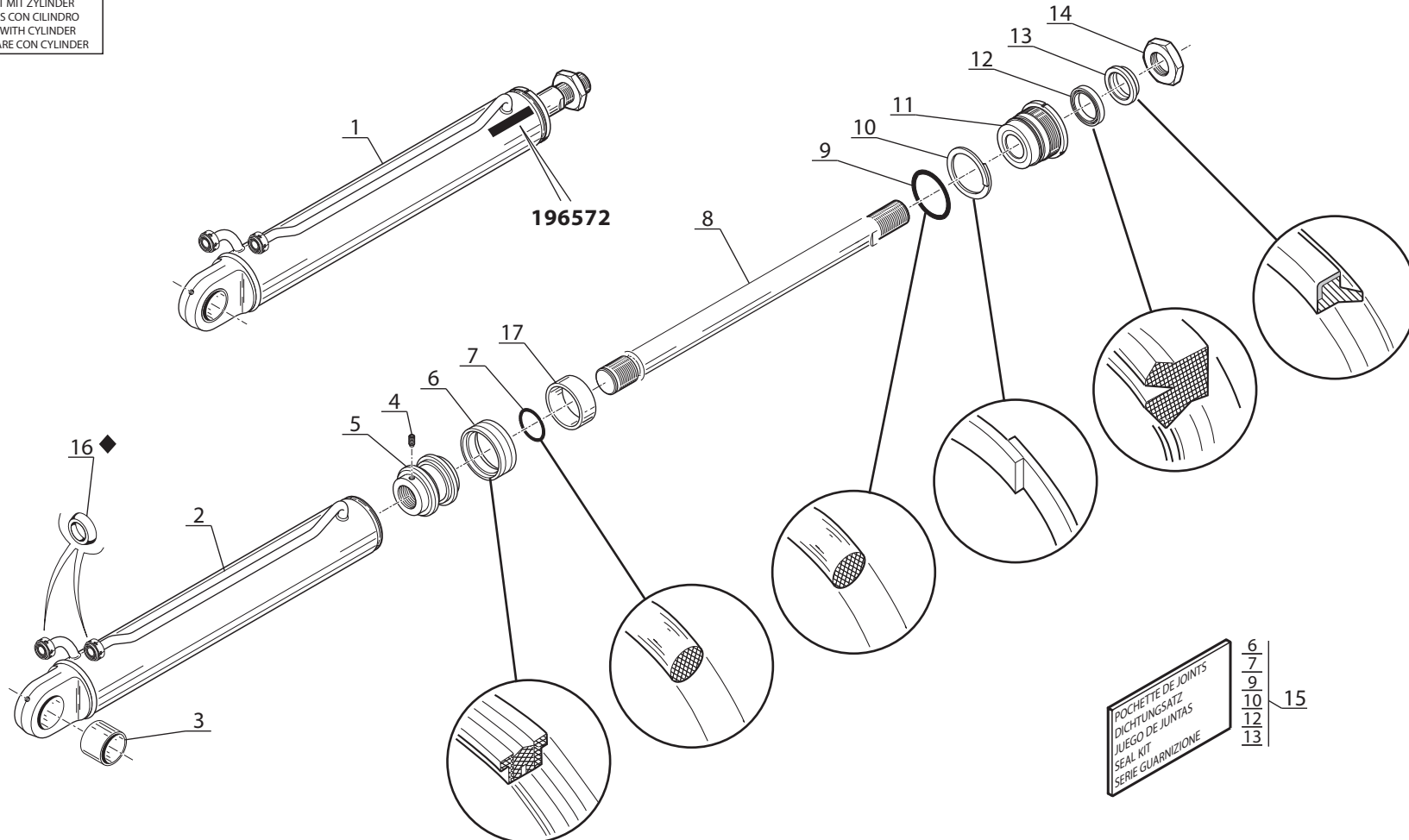
10 CD 9

HYDRAULIQUE (Vérin d'inclinaison) (Inclinaison standard 15°/15°)
HYDRAULIK (Neigungszylinder) (Standard neigung 15°/15°)
HIDRAULICO (Cilindro de inclinación) (Inclinación estandard 15°/15°)
HYDRAULIC (Tilting cylinder) (Standard tilting 15°/15°)
IDRAULICO (Cilindro inclinazione) (Inclinazione standard 15°/15°)

MC 70 PS S.3-E3
M-X 70-2 S.3



◆ NON LIVRE AVEC VERIN
NICHT GELIEFERT MIT ZYLINDER
NO ENTREGADOS CON CILINDRO
NOT DELIVERED WITH CYLINDER
NON CONSEGNARE CON CILINDRO



Catalogue : 647010

| 1 | HYDRAULIQUE (Vérin inclinaison) (Inclinaison 15°/15°) HYDRAULIK (Neigungszylinder) (Standard neigung 15°/15°) HIDRAULICO (Cilindro inclinación) (Inclin.estándard 15°/15°) HYDRAULIC (Tilting cylinder) (Standard tilting 15°/15°) IDRAULICO (Cilindro inclinazione) (inclinazione 15°/15°) | | | Qté-Menge-Cant-Qty-Q.ta | | | | | | | | | | 10 CD | | 9 | | M | | | | | | |
|----|---|--|---|-------------------------|---|---|---|---|---|---|---|---|----|-------|----|----|----|---|----|----|----|----|----|----|
| | Rep Hinw Fig Item Rif | Número Teil-Nr Numero Part-Nr Part-Nr | Désignation Bezeichnung Description Description | 1 | 2 | 3 | 4 | 5 | 6 | 7 | 8 | 9 | 10 | 11 | 12 | 13 | 14 | | 15 | 16 | 17 | 18 | 19 | 20 |
| 1 | 196572 | Vérin inclinai. D:45mm C:415mm- Cilindro de inclinación Cilindro di inclinazione | - Neigungszylinder - Tilting cylinder - | | | | | | | | | | | 2 | | | 2 | | | | | | | |
| 2 | 197613 | Corps de vérin Cuerpo de cilindro Camicia del cilindro | - Zylinder körper - Cylinder body - | | | | | | | | | | | 1 | | | 1 | | | | | | | |
| 3 | 181246 | Bague Anillo Anello | - Büchse - Bushing - | | | | | | | | | | | 1 | | | 1 | | | | | | | |
| 4 | 551264 | Vis Hc, M 8- 18 zinguée Tornillo Vite | - Schraube - Screw - | | | | | | | | | | | 1 | | | 1 | | | | | | | |
| 5 | 184346 | Piston de vérin Pistón de cilindro Pistone del cilindro | - Zylinderkolben - Cylinder piston - | | | | | | | | | | | 1 | | | 1 | | | | | | | |
| 6 | 182277 | Joint d'étanchéité Junta de estanqueidad Guarnizióne | - Dichtungsring - Seal - | | | | | | | | | | | 1 | | | 1 | | | | | | | |
| 7 | 5093 | Joint torique Junta tórica Anello OR | - "0" ring - "0" ring - | | | | | | | | | | | 1 | | | 1 | | | | | | | |
| 8 | 197614 | Tige de vérin Vástago de cilindro Stelo del cilindro | - Zylinder stange - Cylinder rod - | | | | | | | | | | | 1 | | | 1 | | | | | | | |
| 9 | 182280 | Joint torique Junta tórica Anello OR | - "0" ring - "0" ring - | | | | | | | | | | | 1 | | | 1 | | | | | | | |
| 10 | 182283 | Joint anti-extrusion Junta antiextrusión Guarnizióne | - Abstützdichtung - Anti-extrusion seal - | | | | | | | | | | | 1 | | | 1 | | | | | | | |
| 11 | 197696 | Bague de fermeture Anillo de cierre Anello di chiusura | - Schlussring - Fastening ring - | | | | | | | | | | | 1 | | | 1 | | | | | | | |

+

MAT DOUBLE A LEVEE LIBRE TOTALE
DOPPELT HUBMAST TOTAL FREIANSTEIG
MASTIL DOBLE A LEVANTAMIENTO LIBRE TOTAL
DOUBLE MAST TOTAL FREE LIFT
RAMPA DUPLEX A LEVATA LIBERA TOTALE

(A galet - Mit rolle - Con rodillo - With roller - Con rullo)

3,00 m à / bis / a / to / a 4,50m

Ref : 571 760

à / bis / a / to / a

Ref : 571 765

M 26-2 S3 / M 26-4 S3

M 30-2 S3 / M 30-4 S3

MC 30 S3 / M-X 30-4 S3

5 AA 47

MAT DOUBLE A LEVEE LIBRE TOTALE (Hauteur de levée : 3,00m à 4,50m)

DOPPELT HUBMAST TOTAL FREIANSTEIG (Hubhöhe : 3,00m bis 4,50m)

MASTIL DOBLE A LEVANTAMIENTO LIBRE TOTALE (Altura de levantamiento : 3,00m a 4,50m)

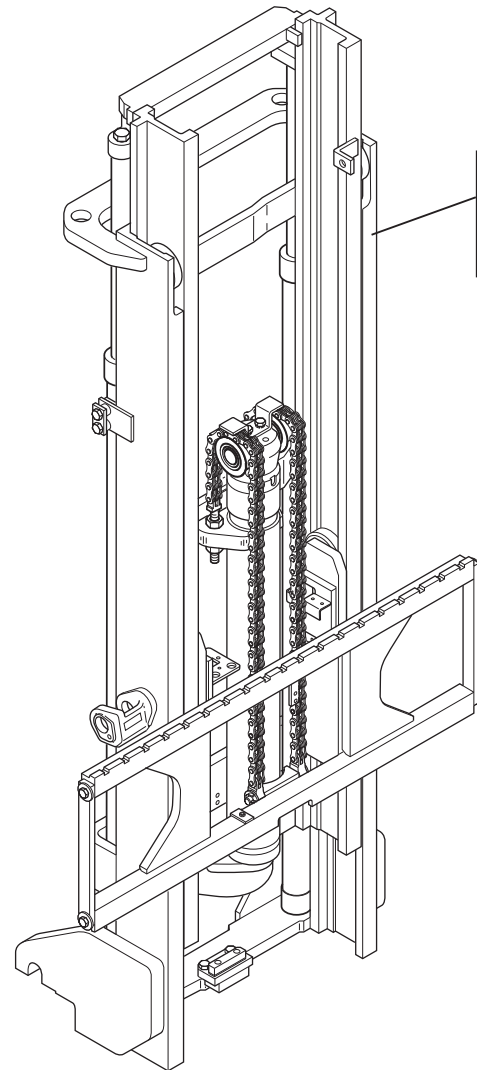
DOUBLE MAST TOTAL FREE LIFT (Lift height : 3,00m to 4,50m)

RAMPA DUPLEX A LEVATA LIBERA TOTALE (Altezza di sollevamento : 3,00m a 4,50m)

(Inclinaison standard - Standard neigung - Inclinación estándar - Standard tilting - Inclinazione standard : 6°/12°)

M 26-2 S.3 / M 30-2 S.3
M 26-4 S.3 / M 30-4 S.3
MC 30 S.3 / M-X 30-4 S.3

▲ N° DE MAT A SPECIFIER POUR TOUTE COMMANDE DE PIECES
HUBMAST NUMMER ZUGEBEN FÜR ALLE TEILE
N° DE MASTIS A ESPECIFICAR PARA TODAS PEDIDAS DE PIEZAS
MAST NUMBER TO SPECIFY FOR ALL PARTS ORDER
N° CARRELLO DA SPECIFICARE PER TUTTE GU ORDINI DEL PARTICOLARI



| | |
|---|----------|
| 1 | (3,00 m) |
| 2 | (3,30 m) |
| 3 | (3,50 m) |
| 4 | (3,70 m) |
| 5 | (4,00 m) |
| 6 | (4,50 m) |

◀ 5 AA 48 - 5 AC 13 - 10 AC 47
10 AD 106 - 10 AD 107 - 10 AF 103
10 CA 171 - 10 CA 172 - 10 CA 173
12 AA 231

Catalogue : 647010

1

MAT DOUBLE A LEVEE LIBRE TOTALE (3,00 m à 4,50 m)
 DOPPELT HUBMAST TOTAL FREIANSTEIG (3,00 m bis 4,50 m)
 MASTIL DOBLE LEVANTAMIENTO LIBRE TOTAL (3,00 m a 4,50 m)
 DOUBLE MAST TOTAL FREE LIFT (3,00 m to 4,50 m)
 RAMPA DUPLEX A LEVATA LIBERA TOTALE (3,00 m a 4,50 m)

Qté-Menge-Cant-Qty-Q.ta

5 AA

47

M

- | | |
|-----------------------|-----------------------|
| 1- M 26-2 S3 E2/E3 | 11- MC 70 PS S3 E2/E3 |
| 2- M 30-2 S3 E2/E3 | 12- M-X 30-4 S3-E3 |
| 3- M 26-4 S3 E2/E3 | 13- M-X 50-4 S3-E3 |
| 4- M 30-4 S3 E2/E3 | 14- M-X 70-2 S3-E3 |
| 5- M 40-4 S3 E2/E3 | 15- |
| 6- M 50-4 S3 E2/E3 | 16- |
| 7- MC 30 S3 E2/E3 | 17- |
| 8- MC 40 PS S3 E2/E3 | 18- |
| 9- MC 50 PS S3 E2/E3 | 19- |
| 10- MC 60 PS S3 E2/E3 | 20- |

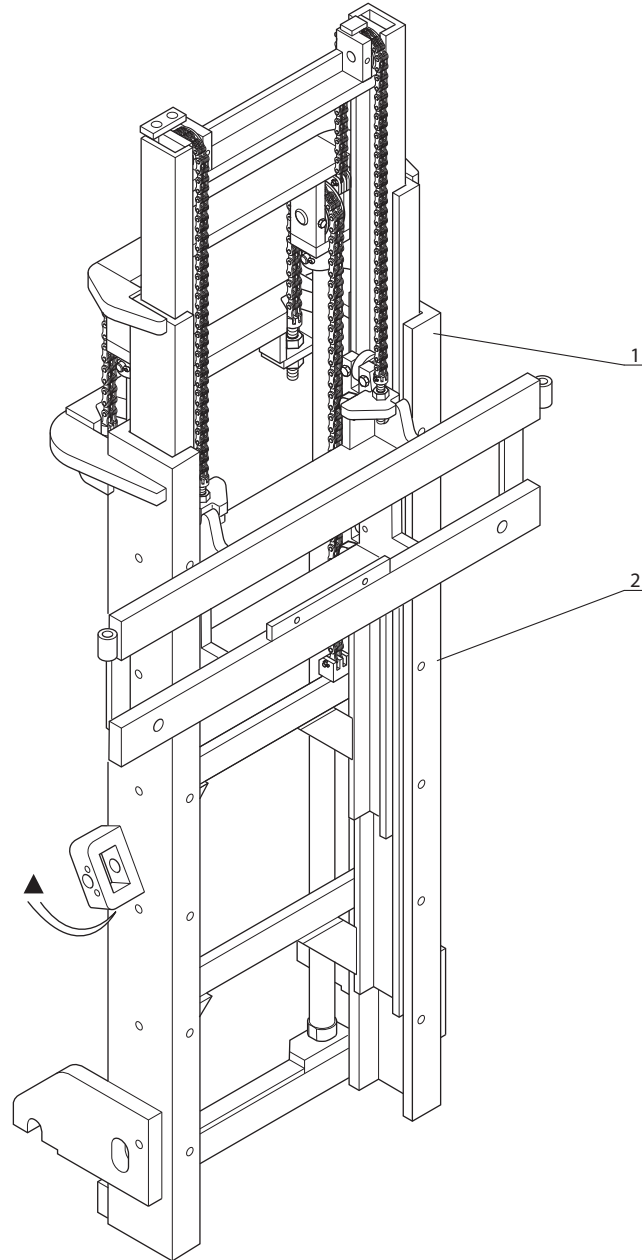
| Rep Hinw Fig Item Rif | Numéro Teil-Nr Numero Part-Nr Part-Nr | Désignation Bezeichnung Descripcion Description Descrizione | | | | | | | | | | | | | | | | | | | | |
|-----------------------------------|---|---|---|---|---|---|---|---|---|---|---|----|----|----|----|----|----|----|----|----|----|----|
| | | | 1 | 2 | 3 | 4 | 5 | 6 | 7 | 8 | 9 | 10 | 11 | 12 | 13 | 14 | 15 | 16 | 17 | 18 | 19 | 20 |
| 1 | 571760 | Mât double (3,00 m) Mastil doble Rampa duplex | - Doppelt hubmast - Double mast - | 1 | 1 | 1 | 1 | | | | 1 | | | | | | | 1 | | | | |
| 2 | 571761 | Mât double (3,30 m) Mastil doble Rampa duplex | - Doppelt hubmast - Double mast - | 1 | 1 | 1 | 1 | | | | 1 | | | | | | | 1 | | | | |
| 3 | 571762 | Mât double (3,50 m) Mastil doble Rampa duplex | - Doppelt hubmast - Double mast - | 1 | 1 | 1 | 1 | | | | 1 | | | | | | | 1 | | | | |
| 4 | 571763 | Mât double (3,70 m) Mastil doble Rampa duplex | - Doppelt hubmast - Double mast - | 1 | 1 | 1 | 1 | | | | 1 | | | | | | | 1 | | | | |
| 5 | 571764 | Mât double (4,00 m) Mastil doble Rampa duplex | - Doppelt hubmast - Double mast - | 1 | 1 | 1 | 1 | | | | 1 | | | | | | | 1 | | | | |
| 6 | 571765 | Mât double (4,50 m) Mastil doble Rampa duplex | - Doppelt hubmast - Double mast - | 1 | 1 | 1 | 1 | | | | 1 | | | | | | | 1 | | | | |

5 AB 48

MAT TRIPLE (Hauteur de levée : 4,50 m)
DREIFACH HUBMAST (Hubhöhe : 4,50 m)
MASTIL TRIPLE (Altura de levantamiento : 4,50 m)
TRIPLE MAST (Lift height : 4,50 m)
RAMPA TRIPLEX (Altezza di sollevamento : 4,50 m)

(Inclinaison standard - Standard neigung - Inclinación estándar - Standard tilting - Inclinazione standard : 6°/12°:M26/30 - 6°/10°:MC 30)

M 26-2 S.3 / M 30-2 S.3
M 26-4 S.3 / M 30-4 S.3
MC 30 S.3 / M-X 30-4 S.3



▲ N° DE MAT A SPECIFIER POUR TOUTE COMMANDE DE PIECES
HUBMAST NUMMER ZUGEBEN FÜR ALLE TEILE
N° DE MASTIS A ESPECIFICAR PARA TODAS PEDIDAS DE PIEZAS
MAST NUMBER TO SPECIFY FOR ALL PARTS ORDER
N° CARRELLI DA SPECIFICARE PER TUTTE GLI ORDINI DEL PARTICOLARI

(2,6t.) ▲ 5 AB 27 - 5 AC 11 - 10 AC 52
10 AD 49 - 10 AD 50 - 10 AD 89 - 10 AD 90
10 CA 95 - 10 EA 14 - 10 EA 55 - 12 AA 103

(3t.) ▲ 5 AB 27 - 5 AC 11 - 10 AC 52
10 AD 49 - 10 AD 50 - 10 AD 89 - 10 AD 90
10 CA 95 - 10 EA 14 - 10 EA 55 - 12 AA 103

Catalogue : 647010

1

MAT DOUBLE A LEVEE LIBRE TOTALE (3,00 m à 4,50 m)
 DOPPELT HUBMAST TOTAL FREIANSTEIG
 MASTIL DOBLE LEVANTAMIENTO LIBRE TOTAL
 DOUBLE MAST TOTAL FREE LIFT
 RAMPA DUPLEX A LEVATA LIBERA TOTALE

Qté-Menge-Cant-Qty-Q.ta

5 AA

48

M

| | | | | | | | | | | |
|-----|----|------|----|-------|-------|-----|------|-------|----|-------|
| 1- | M | 26-2 | S3 | E2/E3 | 11- | MC | 70 | PS | S3 | E2/E3 |
| 2- | M | 30-2 | S3 | E2/E3 | 12- | M-X | 30-4 | S3-E3 | | |
| 3- | M | 26-4 | S3 | E2/E3 | 13- | M-X | 50-4 | S3-E3 | | |
| 4- | M | 30-4 | S3 | E2/E3 | 14- | M-X | 70-2 | S3-E3 | | |
| 5- | M | 40-4 | S3 | E2/E3 | 15- | | | | | |
| 6- | M | 50-4 | S3 | E2/E3 | 16- | | | | | |
| 7- | MC | 30 | S3 | E2/E3 | 17- | | | | | |
| 8- | MC | 40 | PS | S3 | E2/E3 | 18- | | | | |
| 9- | MC | 50 | PS | S3 | E2/E3 | 19- | | | | |
| 10- | MC | 60 | PS | S3 | E2/E3 | 20- | | | | |

| Rep Hinw Fig Item Rif | Numéro Teil-Nr Numero Part-Nr Part-Nr | Désignation Bezeichnung Descripcion Description Descrizione | 1 | 2 | 3 | 4 | 5 | 6 | 7 | 8 | 9 | 10 | 11 | 12 | 13 | 14 | 15 | 16 | 17 | 18 | 19 | 20 |
|-----------------------------------|---|---|---|---|---|---|---|---|---|---|---|----|----|----|----|----|----|----|----|----|----|----|
| 1 | 232222 | Montant fixe (3,00 m) Montante fijo Montante fisso | - | Aussengerüst - Outer channel - | 1 | 1 | 1 | 1 | | | | | | 1 | | | | | | | | |
| 1 | 232223 | Montant fixe (3,30 m) Montante fijo Montante fisso | - | Aussengerüst - Outer channel - | 1 | 1 | 1 | 1 | | | | | | 1 | | | | | | | | |
| 1 | 232224 | Montant fixe (3,50 m) Montante fijo Montante fisso | - | Aussengerüst - Outer channel - | 1 | 1 | 1 | 1 | | | | | | 1 | | | | | | | | |
| 1 | 232225 | Montant fixe (3,70 m) Montante fijo Montante fisso | - | Aussengerüst - Outer channel - | 1 | 1 | 1 | 1 | | | | | | 1 | | | | | | | | |
| 1 | 232226 | Montant fixe (4,00 m) Montante fijo Montante fisso | - | Aussengerüst - Outer channel - | 1 | 1 | 1 | 1 | | | | | | 1 | | | | | | | | |
| 1 | 232227 | Montant fixe (4,50 m) Montante fijo Montante fisso | - | Aussengerüst - Outer channel - | 1 | 1 | 1 | 1 | | | | | | 1 | | | | | | | | |
| 2 | 612332074071 | Cale d'épaisseur 1 mm Cala de espesor Spessore | - | Ausgleichscheibe - Shim - | X | X | X | X | | | | | | X | | | | | | | | |
| 2 | 612342074071 | Cale d'épaisseur 0,5 mm Cala de espesor Spessore | - | Ausgleichscheibe - Shim - | X | X | X | X | | | | | | X | | | | | | | | |
| 3 | 613562360071 | Plaque d'usure Placa de desgaste Piastra du usura | - | Verschleissplatte - Friction lining side - | 2 | 2 | 2 | 2 | | | | | | 2 | | | | | | | | |
| 4 | 61171F203071 | Axe de galet (A souder) Eje de rodillo (A soldar) Perno rullo (A saldare) | - | Rollenachse (Zu schweissen) - Roller axle (To weld) - | 1 | 1 | 1 | 1 | | | | | | 1 | | | | | | | | |
| 5 | 612372074071 | Cale d'épaisseur 1 mm Cala de espesor Spessore | - | Ausgleichscheibe - Shim - | X | X | X | X | | | | | | X | | | | | | | | |

+

2

Catalogue : 647010

MAT DOUBLE A LEVEE LIBRE TOTALE (3,00 m à 4,50 m)
 DOPPELT HUBMAST TOTAL FREIANSTEIG
 MASTIL DOBLE LEVANTAMIENTO LIBRE TOTAL
 DOUBLE MAST TOTAL FREE LIFT
 RAMPA DUPLEX A LEVATA LIBERA TOTALE

Qté-Menge-Cant-Qty-Q.ta

5 AA

48

M

| | | | | | | | | | | |
|-----|----|------|----|-------|-------|-----|------|-------|----|-------|
| 1- | M | 26-2 | S3 | E2/E3 | 11- | MC | 70 | PS | S3 | E2/E3 |
| 2- | M | 30-2 | S3 | E2/E3 | 12- | M-X | 30-4 | S3-E3 | | |
| 3- | M | 26-4 | S3 | E2/E3 | 13- | M-X | 50-4 | S3-E3 | | |
| 4- | M | 30-4 | S3 | E2/E3 | 14- | M-X | 70-2 | S3-E3 | | |
| 5- | M | 40-4 | S3 | E2/E3 | 15- | | | | | |
| 6- | M | 50-4 | S3 | E2/E3 | 16- | | | | | |
| 7- | MC | 30 | S3 | E2/E3 | 17- | | | | | |
| 8- | MC | 40 | PS | S3 | E2/E3 | 18- | | | | |
| 9- | MC | 50 | PS | S3 | E2/E3 | 19- | | | | |
| 10- | MC | 60 | PS | S3 | E2/E3 | 20- | | | | |

| Rep Hinw Fig Item Rif | Numéro Teil-Nr Numero Part-Nr Part-Nr | Désignation Bezeichnung Descripción Description Descrizione | 1 | 2 | 3 | 4 | 5 | 6 | 7 | 8 | 9 | 10 | 11 | 12 | 13 | 14 | 15 | 16 | 17 | 18 | 19 | 20 | |
|-----------------------------------|---|---|---|---|---|---|---|---|---|---|---|----|----|----|----|----|----|----|----|----|----|----|--|
| 5 | 612382074071 | Cale d'épaisseur 0,5 mm Cala de espesor Spessore | - | Ausgleichs-scheibe - Shim - | X | X | X | X | | | | | | X | | | | | | | | | |
| 6 | 61236F203071 | Galet (Ø 119,7 mm) Rodillo Rullo | - | Rolle - Roller - | 2 | 2 | 2 | 2 | | 2 | | | | | 2 | | | | | | | | |
| 7 | 220484 | Axe d'articulation Eje de articulación Perno di articolazione | - | Gelenkachse - Articulating pin - | 2 | 2 | 2 | 2 | | 2 | | | | | 2 | | | | | | | | |
| 8 | 403357 | Vis H,M10-125- 25-8.8-ZN8/C Tornillo Vite | - | Schraube - Screw - | 2 | 2 | 2 | 2 | | 2 | | | | | 2 | | | | | | | | |
| 9 | 42232 | Rondelle W10 ZN Arandela Rondella | - | Unterlegscheibe - Washer - | 2 | 2 | 2 | 2 | | 2 | | | | | 2 | | | | | | | | |
| 11 | 180392 | Axe d'articulation Eje de articulación Perno di articolazione | - | Gelenkachse - Articulating pin - | 2 | 2 | 2 | 2 | | 2 | | | | | 2 | | | | | | | | |
| 12 | 5135 | Graisseur droit (M 10 x 150) Engrasador recto Ingrassatore destro | - | Gerade schmiernippel - Straight greaser - | 2 | 2 | 2 | 2 | | 2 | | | | | 2 | | | | | | | | |
| 13 | 2637 | Circlips Aro retén Anello elastico | - | Sicherungsring - Circlip - | 4 | 4 | 4 | 4 | | 4 | | | | | 4 | | | | | | | | |
| 14 | 181490 | Rondelle SP 46 x 68 x 1,5ZN Arandela Rondella | - | Unterlegscheibe - Washer - | X | X | X | X | | X | | | | | X | | | | | | | | |
| 14 | 181491 | Rondelle SP 46 x 68 x 2,5ZN Arandela Rondella | - | Unterlegscheibe - Washer - | X | X | X | X | | X | | | | | X | | | | | | | | |
| 15 | 219280 | Plat d'arrêt Placa de parada Piatto d'arresto | - | Anschlag platte - Stop plate - | 2 | 2 | 2 | 2 | | 2 | | | | | 2 | | | | | | | | |

+

Catalogue : 647010

3

MAT DOUBLE A LEVEE LIBRE TOTALE (3,00 m à 4,50 m)
 DOPPELT HUBMAST TOTAL FREIANSTEIG
 MASTIL DOBLE LEVANTAMIENTO LIBRE TOTAL
 DOUBLE MAST TOTAL FREE LIFT
 RAMPA DUPLEX A LEVATA LIBERA TOTALE

Qté-Menge-Cant-Qty-Q.ta

5 AA

48

M

| | | | | | | | | | | |
|-----|----|------|----|-------|-------|-----|------|-------|----|-------|
| 1- | M | 26-2 | S3 | E2/E3 | 11- | MC | 70 | PS | S3 | E2/E3 |
| 2- | M | 30-2 | S3 | E2/E3 | 12- | M-X | 30-4 | S3-E3 | | |
| 3- | M | 26-4 | S3 | E2/E3 | 13- | M-X | 50-4 | S3-E3 | | |
| 4- | M | 30-4 | S3 | E2/E3 | 14- | M-X | 70-2 | S3-E3 | | |
| 5- | M | 40-4 | S3 | E2/E3 | 15- | | | | | |
| 6- | M | 50-4 | S3 | E2/E3 | 16- | | | | | |
| 7- | MC | 30 | S3 | E2/E3 | 17- | | | | | |
| 8- | MC | 40 | PS | S3 | E2/E3 | 18- | | | | |
| 9- | MC | 50 | PS | S3 | E2/E3 | 19- | | | | |
| 10- | MC | 60 | PS | S3 | E2/E3 | 20- | | | | |

| Rep Hinw Fig Item Rif | Numéro Teil-Nr Numero Part-Nr Part-Nr | Désignation Bezeichnung Descripcion Description Descrizione | 1 | 2 | 3 | 4 | 5 | 6 | 7 | 8 | 9 | 10 | 11 | 12 | 13 | 14 | 15 | 16 | 17 | 18 | 19 | 20 | |
|-----------------------------------|---|---|---|---|---|---|---|---|---|---|---|----|----|----|----|----|----|----|----|----|----|----|--|
| 16 | 183970 | Plaquette d'arrêt Placa de tope Piastrina d'arresto - Anschlag platte - Stop plate - | 2 | 2 | 2 | 2 | | | 2 | | | | | 2 | | | | | | | | | |
| 17 | 58611 | Vis H,M18- 50 zinguée Tornillo Vite - Schraube - Screw - | 4 | 4 | 4 | 4 | | | 4 | | | | | 4 | | | | | | | | | |
| 18 | 61086F205071 | Plat d'arrêt Placa de parada Piatto d'arresto - Anschlag platte - Stop plate - | 1 | 1 | 1 | 1 | | | 1 | | | | | 1 | | | | | | | | | |
| 19 | 573909 | Vis H,M12-125- 50-8.8-ZN8/C Tornillo Vite - Schraube - Screw - | 2 | 2 | 2 | 2 | | | 2 | | | | | 2 | | | | | | | | | |
| 20 | 42231 | Rondelle W12 ZN Arandela Rondella - Unterlegscheibe - Washer - | 2 | 2 | 2 | 2 | | | 2 | | | | | 2 | | | | | | | | | |
| 21 | 611872074071 | Cale Cala Spessore - Keil - Wedge - | X | X | X | X | | | X | | | | | X | | | | | | | | | |
| 23 | 611852334071 | Butée caoutchouc Tope goma Battuta gomma - Gummi anschlag - Rubber stop - | 1 | 1 | 1 | 1 | | | 1 | | | | | 1 | | | | | | | | | |
| 24 | 56547F202071 | Entretoise Separador Distanziale - Querstrebe - Spacer - | 2 | 2 | 2 | 2 | | | 2 | | | | | 2 | | | | | | | | | |
| 25 | 9461210800 | Rondelle M 8 Arandela Rondella - Unterlegscheibe - Washer - | 2 | 2 | 2 | 2 | | | 2 | | | | | 2 | | | | | | | | | |
| 26 | 42325 | Rondelle W 8 ZN Arandela Rondella - Unterlegscheibe - Washer - | 2 | 2 | 2 | 2 | | | 2 | | | | | 2 | | | | | | | | | |
| 27 | 63754 | Vis H,M 8- 30-8.8-ZN8/C Tornillo Vite - Schraube - Screw - | 2 | 2 | 2 | 2 | | | 2 | | | | | 2 | | | | | | | | | |

+

Catalogue : 647010

4

MAT DOUBLE A LEVEE LIBRE TOTALE (3,00 m à 4,50 m)
 DOPPELT HUBMAST TOTAL FREIANSTEIG
 MASTIL DOBLE LEVANTAMIENTO LIBRE TOTAL
 DOUBLE MAST TOTAL FREE LIFT
 RAMPA DUPLEX A LEVATA LIBERA TOTALE

Qté-Menge-Cant-Qty-Q.ta

5 AA

48

M

| | | | | | | | | | | | |
|-----|----|------|----|-------|-------|-----|------|----|----|-------|--|
| 1- | M | 26-2 | S3 | E2/E3 | 11- | MC | 70 | PS | S3 | E2/E3 | |
| 2- | M | 30-2 | S3 | E2/E3 | 12- | M-X | 30-4 | S3 | E3 | | |
| 3- | M | 26-4 | S3 | E2/E3 | 13- | M-X | 50-4 | S3 | E3 | | |
| 4- | M | 30-4 | S3 | E2/E3 | 14- | M-X | 70-2 | S3 | E3 | | |
| 5- | M | 40-4 | S3 | E2/E3 | 15- | | | | | | |
| 6- | M | 50-4 | S3 | E2/E3 | 16- | | | | | | |
| 7- | MC | 30 | S3 | E2/E3 | 17- | | | | | | |
| 8- | MC | 40 | PS | S3 | E2/E3 | 18- | | | | | |
| 9- | MC | 50 | PS | S3 | E2/E3 | 19- | | | | | |
| 10- | MC | 60 | PS | S3 | E2/E3 | 20- | | | | | |

| Rep Hinw Fig Item Rif | Numéro Teil-Nr Numero Part-Nr Part-Nr | Désignation Bezeichnung Descripcion Description Descrizione | Qté-Menge-Cant-Qty-Q.ta | | | | | | | | | | | | | | | | | | | |
|-----------------------------------|---|---|-------------------------|---|---|---|---|---|---|---|---|----|----|----|----|----|----|----|----|----|----|----|
| | | | 1 | 2 | 3 | 4 | 5 | 6 | 7 | 8 | 9 | 10 | 11 | 12 | 13 | 14 | 15 | 16 | 17 | 18 | 19 | 20 |
| 28 | 650813325071 | Support vérin Soporte cilindro Supporto cilindro | - | Zylinder träger - Cylinder bracket - | 2 | 2 | 2 | 2 | | | | 2 | | | | | | | | | | |
| 29 | 65457F203071 | Cale d'épaisseur 1 mm Cala de espesor Spessore | - | Ausgleichscheibe - Shim - | X | X | X | X | | | | X | | | | | | | | | | |
| 29 | 65458F203071 | Cale d'épaisseur 2 mm Cala de espesor Spessore | - | Ausgleichscheibe - Shim - | X | X | X | X | | | | X | | | | | | | | | | |
| 29 | 65459F203071 | Cale d'épaisseur 4 mm Cala de espesor Spessore | - | Ausgleichscheibe - Shim - | X | X | X | X | | | | X | | | | | | | | | | |
| 30 | 654542332071 | Plaque anti-vibration Placa antivibración Tassello antivibrante | - | Anti-schwingung platte - Anti-vibration plate - | 2 | 2 | 2 | 2 | | | | 2 | | | | | | | | | | |
| 32 | 654532072071 | Plaque de fixation Placa de fijación Piastra di fissaggio | - | Befestigung Platte - Fastening plate - | 2 | 2 | 2 | 2 | | | | 2 | | | | | | | | | | |
| 33 | 654623325071 | Support vérin Soporte cilindro Supporto cilindro | - | Zylinder träger - Cylinder bracket - | 2 | 2 | 2 | 2 | | | | 2 | | | | | | | | | | |
| 34 | 9167281045 | Vis H,M10- 45 Pas 125 ZN..C+2RL Schraube Tornillo Vite | - | Screw - | 4 | 4 | 4 | 4 | | | | 4 | | | | | | | | | | |
| 36 | 9161141014 | Vis H,M10- 14-8.8-ZNC Tornillo Vite | - | Schraube - Screw - | 2 | 2 | 2 | 2 | | | | 2 | | | | | | | | | | |
| 37 | 676571320071 | Rondelle Arandela Rondella | - | Unterlegscheibe - Washer - | 2 | 2 | 2 | 2 | | | | 2 | | | | | | | | | | |
| 38 | 9161961235 | Vis Tornillo Vite | - | Schraube - Screw - | 2 | 2 | 2 | 2 | | | | 2 | | | | | | | | | | |

+

Catalogue : 647010

5

MAT DOUBLE A LEVEE LIBRE TOTALE (3,00 m à 4,50 m)
 DOPPELT HUBMAST TOTAL FREIANSTEIG
 MASTIL DOBLE LEVANTAMIENTO LIBRE TOTAL
 DOUBLE MAST TOTAL FREE LIFT
 RAMPA DUPLEX A LEVATA LIBERA TOTALE

Qté-Menge-Cant-Qty-Q.ta

5 AA

48

M

| | | | | | | | | | | | |
|-----|----|------|----|-------|-------|-----|------|----|----|-------|--|
| 1- | M | 26-2 | S3 | E2/E3 | 11- | MC | 70 | PS | S3 | E2/E3 | |
| 2- | M | 30-2 | S3 | E2/E3 | 12- | M-X | 30-4 | S3 | E3 | | |
| 3- | M | 26-4 | S3 | E2/E3 | 13- | M-X | 50-4 | S3 | E3 | | |
| 4- | M | 30-4 | S3 | E2/E3 | 14- | M-X | 70-2 | S3 | E3 | | |
| 5- | M | 40-4 | S3 | E2/E3 | 15- | | | | | | |
| 6- | M | 50-4 | S3 | E2/E3 | 16- | | | | | | |
| 7- | MC | 30 | S3 | E2/E3 | 17- | | | | | | |
| 8- | MC | 40 | PS | S3 | E2/E3 | 18- | | | | | |
| 9- | MC | 50 | PS | S3 | E2/E3 | 19- | | | | | |
| 10- | MC | 60 | PS | S3 | E2/E3 | 20- | | | | | |

| Rep Hinw Fig Item Rif | Numéro Teil-Nr Numero Part-Nr Part-Nr | Désignation Bezeichnung Descripcion Description Descrizione | | | | | | | | | | | | | | | | | | | | |
|-----------------------------------|---|--|---|---|---|---|---|---|---|---|---|----|----|----|----|----|----|----|----|----|----|----|
| | | | 1 | 2 | 3 | 4 | 5 | 6 | 7 | 8 | 9 | 10 | 11 | 12 | 13 | 14 | 15 | 16 | 17 | 18 | 19 | 20 |
| 40 | 651551074071 | Cale d'épaisseur 1 mm Cala de espesor Spessore - Ausgleichscheibe - Shim - | X | X | X | X | | | | X | | | | X | | | | | | | | |
| 40 | 651561074071 | Cale d'épaisseur 0,5 mm Cala de espesor Spessore - Ausgleichscheibe - Shim - | X | X | X | X | | | | X | | | | X | | | | | | | | |
| 41 | 232240 | Montant mobile (3,00 m) Montante móvil Montante mobile - Innengerüst - Inner channel - | 1 | 1 | 1 | 1 | | | | 1 | | | | 1 | | | | | | | | |
| 41 | 232241 | Montant mobile (3,30 m) Montante móvil Montante mobile - Innengerüst - Inner channel - | 1 | 1 | 1 | 1 | | | | 1 | | | | 1 | | | | | | | | |
| 41 | 232242 | Montant mobile (3,50 m) Montante móvil Montante mobile - Innengerüst - Inner channel - | 1 | 1 | 1 | 1 | | | | 1 | | | | 1 | | | | | | | | |
| 41 | 232243 | Montant mobile (3,70 m) Montante móvil Montante mobile - Innengerüst - Inner channel - | 1 | 1 | 1 | 1 | | | | 1 | | | | 1 | | | | | | | | |
| 41 | 232244 | Montant mobile (4,00 m) Montante móvil Montante mobile - Innengerüst - Inner channel - | 1 | 1 | 1 | 1 | | | | 1 | | | | 1 | | | | | | | | |
| 41 | 232245 | Montant mobile (4,50 m) Montante móvil Montante mobile - Innengerüst - Inner channel - | 1 | 1 | 1 | 1 | | | | 1 | | | | 1 | | | | | | | | |
| 42 | 61171F203071 | Axe de galet (A souder) Eje de rodillo (A soldar) Perno rullo (A saldare) - Rollenachse (Zu schweissen) - Roller axle (To weld) - | 2 | 2 | 2 | 2 | | | | 2 | | | | 2 | | | | | | | | |
| 43 | 61236F203071 | Galet (Ø 119,7 mm) Rodillo Rullo - Rolle - Roller - | X | X | X | X | | | | X | | | | X | | | | | | | | |
| 43 | 61238F203071 | Galet (Ø 120,7 mm) Rodillo Rullo - Rolle - Roller - | X | X | X | X | | | | X | | | | X | | | | | | | | |

+

Catalogue : 647010

6

MAT DOUBLE A LEVEE LIBRE TOTALE (3,00 m à 4,50 m)
 DOPPELT HUBMAST TOTAL FREIANSTEIG
 MASTIL DOBLE LEVANTAMIENTO LIBRE TOTAL
 DOUBLE MAST TOTAL FREE LIFT
 RAMPA DUPLEX A LEVATA LIBERA TOTALE

Qté-Menge-Cant-Qty-Q.ta

5 AA

48

M

| | | | | | | | | | | |
|-----|----|------|----|-------|-------|-----|------|-------|----|-------|
| 1- | M | 26-2 | S3 | E2/E3 | 11- | MC | 70 | PS | S3 | E2/E3 |
| 2- | M | 30-2 | S3 | E2/E3 | 12- | M-X | 30-4 | S3-E3 | | |
| 3- | M | 26-4 | S3 | E2/E3 | 13- | M-X | 50-4 | S3-E3 | | |
| 4- | M | 30-4 | S3 | E2/E3 | 14- | M-X | 70-2 | S3-E3 | | |
| 5- | M | 40-4 | S3 | E2/E3 | 15- | | | | | |
| 6- | M | 50-4 | S3 | E2/E3 | 16- | | | | | |
| 7- | MC | 30 | S3 | E2/E3 | 17- | | | | | |
| 8- | MC | 40 | PS | S3 | E2/E3 | 18- | | | | |
| 9- | MC | 50 | PS | S3 | E2/E3 | 19- | | | | |
| 10- | MC | 60 | PS | S3 | E2/E3 | 20- | | | | |

| Rep Hinw Fig Item Rif | Numéro Teil-Nr Numero Part-Nr Part-Nr | Désignation Bezeichnung Descripcion Description Descrizione | 1 | 2 | 3 | 4 | 5 | 6 | 7 | 8 | 9 | 10 | 11 | 12 | 13 | 14 | 15 | 16 | 17 | 18 | 19 | 20 | |
|-----------------------------------|---|---|---|---|---|---|---|---|---|---|---|----|----|----|----|----|----|----|----|----|----|----|--|
| 44 | 612372074071 | Cale d'épaisseur 1 mm Cala de espesor Spessore - Ausgleichscheibe - Shim - | X | X | X | X | | | X | | | | | X | | | | | | | | | |
| 44 | 612382074071 | Cale d'épaisseur 0,5 mm Cala de espesor Spessore - Ausgleichscheibe - Shim - | X | X | X | X | | | X | | | | | X | | | | | | | | | |
| 45 | 9155201460 | Vis Tornillo Vite - Schraube - Screw - | 2 | 2 | 2 | 2 | | | 2 | | | | | 2 | | | | | | | | | |
| 46 | 42256 | Rondelle W14 ZN Arandela Rondella - Unterlegscheibe - Washer - | 2 | 2 | 2 | 2 | | | 2 | | | | | 2 | | | | | | | | | |
| 47 | 61680 | Rondelle M 14 ZN Arandela Rondella - Unterlegscheibe - Washer - | 2 | 2 | 2 | 2 | | | 2 | | | | | 2 | | | | | | | | | |
| 48 | 63133F311071 | Tête de vérin Cabeza de cilindro Testa cilindro - Zylinderkopf - Cylinder head - | 1 | 1 | 1 | 1 | | | 1 | | | | | 1 | | | | | | | | | |
| 49 | 573909 | Vis H,M12-125- 50-8.8-ZN8/C Tornillo Vite - Schraube - Screw - | 1 | 1 | 1 | 1 | | | 1 | | | | | 1 | | | | | | | | | |
| 50 | 42231 | Rondelle W12 ZN Arandela Rondella - Unterlegscheibe - Washer - | 1 | 1 | 1 | 1 | | | 1 | | | | | 1 | | | | | | | | | |
| 51 | 248124 | Plat d'arrêt Placa de parada Piatto d'arresto - Anschlag platte - Stop plate - | 1 | 1 | 1 | 1 | | | 1 | | | | | 1 | | | | | | | | | |
| 52 | 54951 | Vis H,M 8- 16-8.8-ZN8/C Tornillo Vite - Schraube - Screw - | 2 | 2 | 2 | 2 | | | 2 | | | | | 2 | | | | | | | | | |
| 54 | 631313331071 | Galet de chaîne Rodillo de cadena Rullo catena - Kettenrolle - Chain roller - | 2 | 2 | 2 | 2 | | | 2 | | | | | 2 | | | | | | | | | |

+

7

Catalogue : 647010

MAT DOUBLE A LEVEE LIBRE TOTALE (3,00 m à 4,50 m)
 DOPPELT HUBMAST TOTAL FREIANSTEIG
 MASTIL DOBLE LEVANTAMIENTO LIBRE TOTAL
 DOUBLE MAST TOTAL FREE LIFT
 RAMPA DUPLEX A LEVATA LIBERA TOTALE

Qté-Menge-Cant-Qty-Q.ta

5 AA

48

M

| | |
|-----------------------|-----------------------|
| 1- M 26-2 S3 E2/E3 | 11- MC 70 PS S3 E2/E3 |
| 2- M 30-2 S3 E2/E3 | 12- M-X 30-4 S3-E3 |
| 3- M 26-4 S3 E2/E3 | 13- M-X 50-4 S3-E3 |
| 4- M 30-4 S3 E2/E3 | 14- M-X 70-2 S3-E3 |
| 5- M 40-4 S3 E2/E3 | 15- |
| 6- M 50-4 S3 E2/E3 | 16- |
| 7- MC 30 S3 E2/E3 | 17- |
| 8- MC 40 PS S3 E2/E3 | 18- |
| 9- MC 50 PS S3 E2/E3 | 19- |
| 10- MC 60 PS S3 E2/E3 | 20- |

| Rep Hinw Fig Item Rif | Numéro Teil-Nr Numero Part-Nr Part-Nr | Désignation Bezeichnung Descripcion Description Descrizione | 1 | 2 | 3 | 4 | 5 | 6 | 7 | 8 | 9 | 10 | 11 | 12 | 13 | 14 | 15 | 16 | 17 | 18 | 19 | 20 | |
|-----------------------------------|---|--|---|---|---|---|---|---|---|---|---|----|----|----|----|----|----|----|----|----|----|----|--|
| 55 | 7519 | Circlips - Sicherungsring Aro retén - Circlip Anello elastico - | 2 | 2 | 2 | 2 | | | 2 | | | | | 2 | | | | | | | | | |
| 56 | 763151074071 | Ecrou - Mutter Tuerca - Nut Dado - | 2 | 2 | 2 | 2 | | | 2 | | | | | 2 | | | | | | | | | |
| 57 | 89114 | Ecrou H ,M16 Pas 150 zingué bichromaté Mutter Tuerca - Nut Dado - | 2 | 2 | 2 | 2 | | | 2 | | | | | 2 | | | | | | | | | |
| 58 | 90632F706571 | Chaîne complête (65 Maillons) - Kompletter kette (65 Glied) Cadena completa (65 Eslabón) - Complete chain (65 Link) Catena completo (65 Maglie) - | 2 | 2 | 2 | 2 | | | 2 | | | | | 2 | | | | | | | | | |
| 59 | 90632F707171 | Chaîne complête (71 Maillons) - Kompletter kette (71 Glied) Cadena completa (71 Eslabón) - Complete chain (71 Link) Catena completo (71 Maglie) - | 2 | 2 | 2 | 2 | | | 2 | | | | | 2 | | | | | | | | | |
| 60 | 90632F706571 | Chaîne complête (65 Maillons) - Kompletter kette (65 Glied) Cadena completa (65 Eslabón) - Complete chain (65 Link) Catena completo (65 Maglie) - | 2 | 2 | 2 | 2 | | | 2 | | | | | 2 | | | | | | | | | |
| 61 | 90632F706771 | Chaîne complête (67 Maillons) - Kompletter kette (67 Glied) Cadena completa (67 Eslabón) - Complete chain (67 Link) Catena completo (67 Maglie) - | 2 | 2 | 2 | 2 | | | 2 | | | | | 2 | | | | | | | | | |
| 62 | 90632F707171 | Chaîne complête (71 Maillons) - Kompletter kette (71 Glied) Cadena completa (71 Eslabón) - Complete chain (71 Link) Catena completo (71 Maglie) - | 2 | 2 | 2 | 2 | | | 2 | | | | | 2 | | | | | | | | | |
| 63 | 90638F706371 | Chaîne, nue (63 Maillons) - Kette, allein (63 Glied) Cadena, sola (63 Eslabón) - Chain, stripped (63 Link) Catena, nudo (63 Maglie) - | 2 | 2 | 2 | 2 | | | 2 | | | | | 2 | | | | | | | | | |
| 64 | 90638F706971 | Chaîne, nue (69 Maillons) - Kette, allein (69 Glied) Cadena, sola (69 Eslabón) - Chain, stripped (69 Link) Catena, nudo (69 Maglie) - | 2 | 2 | 2 | 2 | | | 2 | | | | | 2 | | | | | | | | | |
| 65 | 90638F706371 | Chaîne, nue (63 Maillons) - Kette, allein (63 Glied) Cadena, sola (63 Eslabón) - Chain, stripped (63 Link) Catena, nudo (63 Maglie) - | 2 | 2 | 2 | 2 | | | 2 | | | | | 2 | | | | | | | | | |

+

Catalogue : 647010

8

MAT DOUBLE A LEVEE LIBRE TOTALE (3,00 m à 4,50 m)
 DOPPELT HUBMAST TOTAL FREIANSTEIG
 MASTIL DOBLE LEVANTAMIENTO LIBRE TOTAL
 DOUBLE MAST TOTAL FREE LIFT
 RAMPA DUPLEX A LEVATA LIBERA TOTALE

Qté-Menge-Cant-Qty-Q.ta

5 AA

48

M

| | | | | | | | | | | |
|-----|----|------|----|-------|-------|-----|------|-------|----|-------|
| 1- | M | 26-2 | S3 | E2/E3 | 11- | MC | 70 | PS | S3 | E2/E3 |
| 2- | M | 30-2 | S3 | E2/E3 | 12- | M-X | 30-4 | S3-E3 | | |
| 3- | M | 26-4 | S3 | E2/E3 | 13- | M-X | 50-4 | S3-E3 | | |
| 4- | M | 30-4 | S3 | E2/E3 | 14- | M-X | 70-2 | S3-E3 | | |
| 5- | M | 40-4 | S3 | E2/E3 | 15- | | | | | |
| 6- | M | 50-4 | S3 | E2/E3 | 16- | | | | | |
| 7- | MC | 30 | S3 | E2/E3 | 17- | | | | | |
| 8- | MC | 40 | PS | S3 | E2/E3 | 18- | | | | |
| 9- | MC | 50 | PS | S3 | E2/E3 | 19- | | | | |
| 10- | MC | 60 | PS | S3 | E2/E3 | 20- | | | | |

| Rep Hinw Fig Item Rif | Numéro Teil-Nr Numero Part-Nr Part-Nr | Désignation Bezeichnung Descripcion Description Descrizione | | | | | | | | | | | | | | | | | | | | |
|-----------------------------------|---|---|---|---|---|---|---|---|---|---|---|----|----|----|----|----|----|----|----|----|----|----|
| | | | 1 | 2 | 3 | 4 | 5 | 6 | 7 | 8 | 9 | 10 | 11 | 12 | 13 | 14 | 15 | 16 | 17 | 18 | 19 | 20 |
| 66 | 90638F706571 | Chaîne, nue (65 Maillons) - Kette, allein (65 Glied) Cadena, sola (65 Eslabón) - Chain, stripped (65 Link) Catena, nudo (65 Maglie) - | 2 | 2 | 2 | 2 | | | | 2 | | | | | 2 | | | | | | | |
| 67 | 90638F706971 | Chaîne, nue (69 Maillons) - Kette, allein (69 Glied) Cadena, sola (69 Eslabón) - Chain, stripped (69 Link) Catena, nudo (69 Maglie) - | 2 | 2 | 2 | 2 | | | | 2 | | | | | 2 | | | | | | | |
| 68 | 7112 | Goupille V 4 x 40 zinguee - Stift Pasador - Pin Spina - | 2 | 2 | 2 | 2 | | | | 2 | | | | | 2 | | | | | | | |
| 69 | 631323280071 | Tendeur de chaîne - Kettenspanner Tensor de cadena - Chain tightener Tenditore catena - | 2 | 2 | 2 | 2 | | | | 2 | | | | | 2 | | | | | | | |
| 70 | 232146 | Tablier porte fourches, nu (Longueur 1470 mm) Gabelträger, allein (Länge 1470 mm) Tablero portahorquillas, solo (Longitud 1470 mm) Forks carrier, stripped (Length 1470 mm) Portaforche, nudo (Lunghezza 1470 mm) | 1 | 1 | 1 | 1 | | | | 1 | | | | | 1 | | | | | | | |
| 71 | 232195 | Tablier porte fourches, nu (Longueur 1750 mm) Gabelträger, allein (Länge 1750 mm) Tablero portahorquillas, solo (Longitud 1750 mm) Forks carrier, stripped (Length 1750 mm) Portaforche, nudo (Lunghezza 1750 mm) | 1 | 1 | 1 | 1 | | | | 1 | | | | | 1 | | | | | | | |
| 72 | 232196 | Tablier porte fourches, nu (Longueur 2000 mm) Gabelträger, allein (Länge 2000 mm) Tablero portahorquillas, solo (Longitud 2000 mm) Forks carrier, stripped (Length 2000 mm) Portaforche, nudo (Lunghezza 2000 mm) | 1 | 1 | 1 | 1 | | | | 1 | | | | | 1 | | | | | | | |
| 73 | 631313278071 | Chape de chaîne - Kettenhalterung Abrazadera de cadena - Chain anchor Forchetta di catena - | 2 | 2 | 2 | 2 | | | | 2 | | | | | 2 | | | | | | | |
| 74 | 178589 | Rondelle SP 26,5x 40 x 2,5ZN - Unterlegscheibe Arandela - Washer Rondella - | 2 | 2 | 2 | 2 | | | | 2 | | | | | 2 | | | | | | | |
| 75 | 63372F203071 | Axe de galet (A souder) - Rollenachse (Zu schweissen) Eje de rodillo (A soldar) - Roller axle (To weld) Perno rullo (A saldare) - | 2 | 2 | 2 | 2 | | | | 2 | | | | | 2 | | | | | | | |



Catalogue : 647010

10

MAT DOUBLE A LEVEE LIBRE TOTALE (3,00 m à 4,50 m)
 DOPPELT HUBMAST TOTAL FREIANSTEIG
 MASTIL DOBLE LEVANTAMIENTO LIBRE TOTAL
 DOUBLE MAST TOTAL FREE LIFT
 RAMPA DUPLEX A LEVATA LIBERA TOTALE

Qté-Menge-Cant-Qty-Q.ta

5 AA

48

M

- | | |
|-----------------------|-----------------------|
| 1- M 26-2 S3 E2/E3 | 11- MC 70 PS S3 E2/E3 |
| 2- M 30-2 S3 E2/E3 | 12- M-X 30-4 S3-E3 |
| 3- M 26-4 S3 E2/E3 | 13- M-X 50-4 S3-E3 |
| 4- M 30-4 S3 E2/E3 | 14- M-X 70-2 S3-E3 |
| 5- M 40-4 S3 E2/E3 | 15- |
| 6- M 50-4 S3 E2/E3 | 16- |
| 7- MC 30 S3 E2/E3 | 17- |
| 8- MC 40 PS S3 E2/E3 | 18- |
| 9- MC 50 PS S3 E2/E3 | 19- |
| 10- MC 60 PS S3 E2/E3 | 20- |

| Rep Hinw Fig Item Rif | Numéro Teil-Nr Numero Part-Nr Part-Nr | Désignation Bezeichnung Descripcion Description Descrizione | | | | | | | | | | | | | | | | | | | | |
|-----------------------------------|---|---|---|---|---|---|---|---|---|---|---|----|----|----|----|----|----|----|----|----|----|----|
| | | | 1 | 2 | 3 | 4 | 5 | 6 | 7 | 8 | 9 | 10 | 11 | 12 | 13 | 14 | 15 | 16 | 17 | 18 | 19 | 20 |
| 83 | 63451F303071 | Galet guide Rodillo guía Rullo guida - Führungsrolle - Guide roller - | 2 | 2 | 2 | 2 | | | | 2 | | | | | | | | 2 | | | | |
| 84 | 37500 | Circlips Aro retén Anello elastico - Sicherungsring - Circlip - | 4 | 4 | 4 | 4 | | | | 4 | | | | | | | | 4 | | | | |
| 85 | 61957 | Vis H,M12-125- 35-8.8-ZN8/C Tornillo Vite - Schraube - Screw - | 4 | 4 | 4 | 4 | | | | 4 | | | | | | | | 4 | | | | |
| 86 | 42231 | Rondelle W12 ZN Arandela Rondella - Unterlegscheibe - Washer - | 4 | 4 | 4 | 4 | | | | 4 | | | | | | | | 4 | | | | |
| 87 | 633762074071 | Cale d'épaisseur 0,5 mm Cala de espesor Spessore - Ausgleichscheibe - Shim - | X | X | X | X | | | | X | | | | | | | | X | | | | |
| 87 | 633772074071 | Cale d'épaisseur 1 mm Cala de espesor Spessore - Ausgleichscheibe - Shim - | X | X | X | X | | | | X | | | | | | | | X | | | | |
| 92 | 176716 | Vis H,M14-150- 30-8.8-ZN8/C Tornillo Vite - Schraube - Screw - | 4 | 4 | 4 | 4 | | | | 4 | | | | | | | | 4 | | | | |
| 93 | 63582F203071 | Rondelle Arandela Rondella - Unterlegscheibe - Washer - | 4 | 4 | 4 | 4 | | | | 4 | | | | | | | | 4 | | | | |
| 94 | 631353280071 | Attache rapide Atadura rápida Innesto - Kettenschloss - Chain clip - | 2 | 2 | 2 | 2 | | | | 2 | | | | | | | | 2 | | | | |
| 95 | 415728 | Fourche Horquilla Forca - Gabel - Fork - | 2 | 2 | 2 | 2 | | | | | | | | | | | | 2 | | | | |
| 96 | 415727 | Fourche Horquilla Forca - Gabel - Fork - | | | | | | | | 2 | | | | | | | | | | | | |

+

Catalogue : 647010

11

MAT DOUBLE A LEVEE LIBRE TOTALE (3,00 m à 4,50 m)
 DOPPELT HUBMAST TOTAL FREIANSTEIG
 MASTIL DOBLE LEVANTAMIENTO LIBRE TOTAL
 DOUBLE MAST TOTAL FREE LIFT
 RAMPA DUPLEX A LEVATA LIBERA TOTALE

Qté-Menge-Cant-Qty-Q.ta

5 AA

48

M

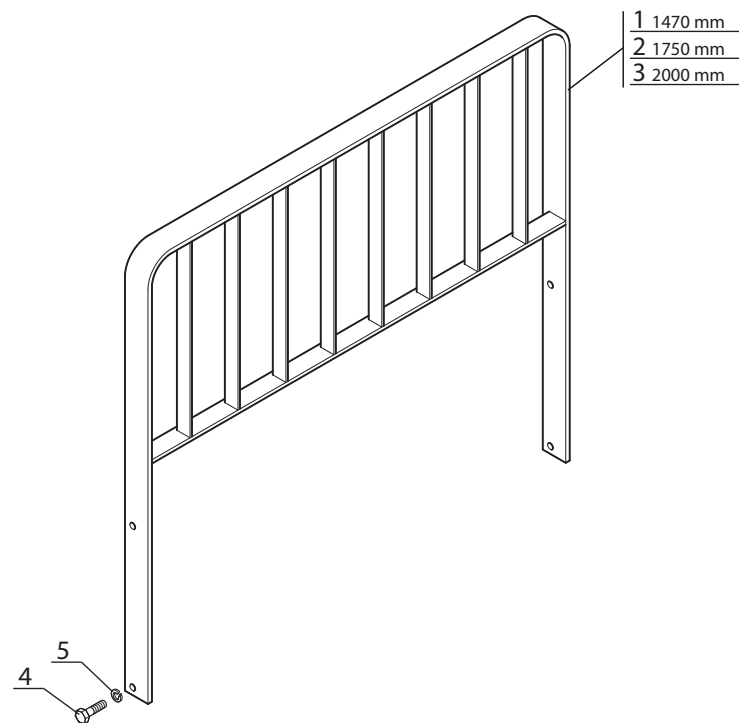
- | | |
|-----------------------|-----------------------|
| 1- M 26-2 S3 E2/E3 | 11- MC 70 PS S3 E2/E3 |
| 2- M 30-2 S3 E2/E3 | 12- M-X 30-4 S3-E3 |
| 3- M 26-4 S3 E2/E3 | 13- M-X 50-4 S3-E3 |
| 4- M 30-4 S3 E2/E3 | 14- M-X 70-2 S3-E3 |
| 5- M 40-4 S3 E2/E3 | 15- |
| 6- M 50-4 S3 E2/E3 | 16- |
| 7- MC 30 S3 E2/E3 | 17- |
| 8- MC 40 PS S3 E2/E3 | 18- |
| 9- MC 50 PS S3 E2/E3 | 19- |
| 10- MC 60 PS S3 E2/E3 | 20- |

| Rep Hinw Fig Item Rif | Numéro Teil-Nr Numero Part-Nr Part-Nr | Désignation Bezeichnung Descripcion Description Descrizione | | | | | | | | | | | | | | | | | | | | |
|-----------------------------------|---|--|---|---|---|---|---|---|---|---|---|----|----|----|----|----|----|----|----|----|----|----|
| | | | 1 | 2 | 3 | 4 | 5 | 6 | 7 | 8 | 9 | 10 | 11 | 12 | 13 | 14 | 15 | 16 | 17 | 18 | 19 | 20 |
| 98 | 204382 | Levier - Hebel Palanca - Lever Leva - | 2 | 2 | 2 | 2 | | | | | | | | | | | | | | | | |
| 99 | 175549 | Ressort - Feder Muelle - Spring Molla - | 2 | 2 | 2 | 2 | | | | | | | | | | | | | | | | |
| 100 | 175551 | Goupille 5 x 25 E - Stift Pasador - Pin Spina - | 2 | 2 | 2 | 2 | | | | | | | | | | | | | | | | |
| 102 | 204387 | Verrou - Riegel Cerrojo - Locker Catenaccio - | 2 | 2 | 2 | 2 | | | | | | | | | | | | | | | | |
| 103 | 42325 | Rondelle W 8 ZN - Unterlegscheibe Arandela - Washer Rondella - | 2 | 2 | 2 | 2 | | | | | | | | | | | | | | | | |
| 104 | 90632F707571 | Chaîne complète (75 Maillons) - Kompletter kette (75 Glied) Cadena completa (75 Eslabón) - Complete chain (75 Link) Catena completo (75 Maglie) - | 2 | 2 | 2 | 2 | | | | | | | | | | | | | | | | |
| 105 | 90638F707371 | Chaîne, nue (73 Maillons) - Kette, allein (73 Glied) Cadena, sola (73 Eslabón) - Chain, stripped (73 Link) Catena, nudo (73 Maglie) - | 2 | 2 | 2 | 2 | | | | | | | | | | | | | | | | |

5 AC 13

DOSSERET DE CHARGE
RÜCKLEHNETRAGLAST
COSTILLA DE CARGA
BACK LOAD REST
SPONDA DI CARICO

M 26-2 S.3 / M 30-2 S.3
M 26-4 S.3 / M 30-4 S.3
MC 30 S.3 / M-X 30-4 S.3



Catalogue : 647010

1

DOSSERET DE CHARGE
RÜCKLEHNETRAGLAST
COSTILLA DE CARGA
BACK LOAD REST
SPONDA DI CARICO

Qté-Menge-Cant-Qty-Q.ta

5 AC

13

M

| | |
|-----------------------|-----------------------|
| 1- M 26-2 S3 E2/E3 | 11- MC 70 PS S3 E2/E3 |
| 2- M 30-2 S3 E2/E3 | 12- M-X 30-4 S3-E3 |
| 3- M 26-4 S3 E2/E3 | 13- M-X 50-4 S3-E3 |
| 4- M 30-4 S3 E2/E3 | 14- M-X 70-2 S3-E3 |
| 5- M 40-4 S3 E2/E3 | 15- |
| 6- M 50-4 S3 E2/E3 | 16- |
| 7- MC 30 S3 E2/E3 | 17- |
| 8- MC 40 PS S3 E2/E3 | 18- |
| 9- MC 50 PS S3 E2/E3 | 19- |
| 10- MC 60 PS S3 E2/E3 | 20- |

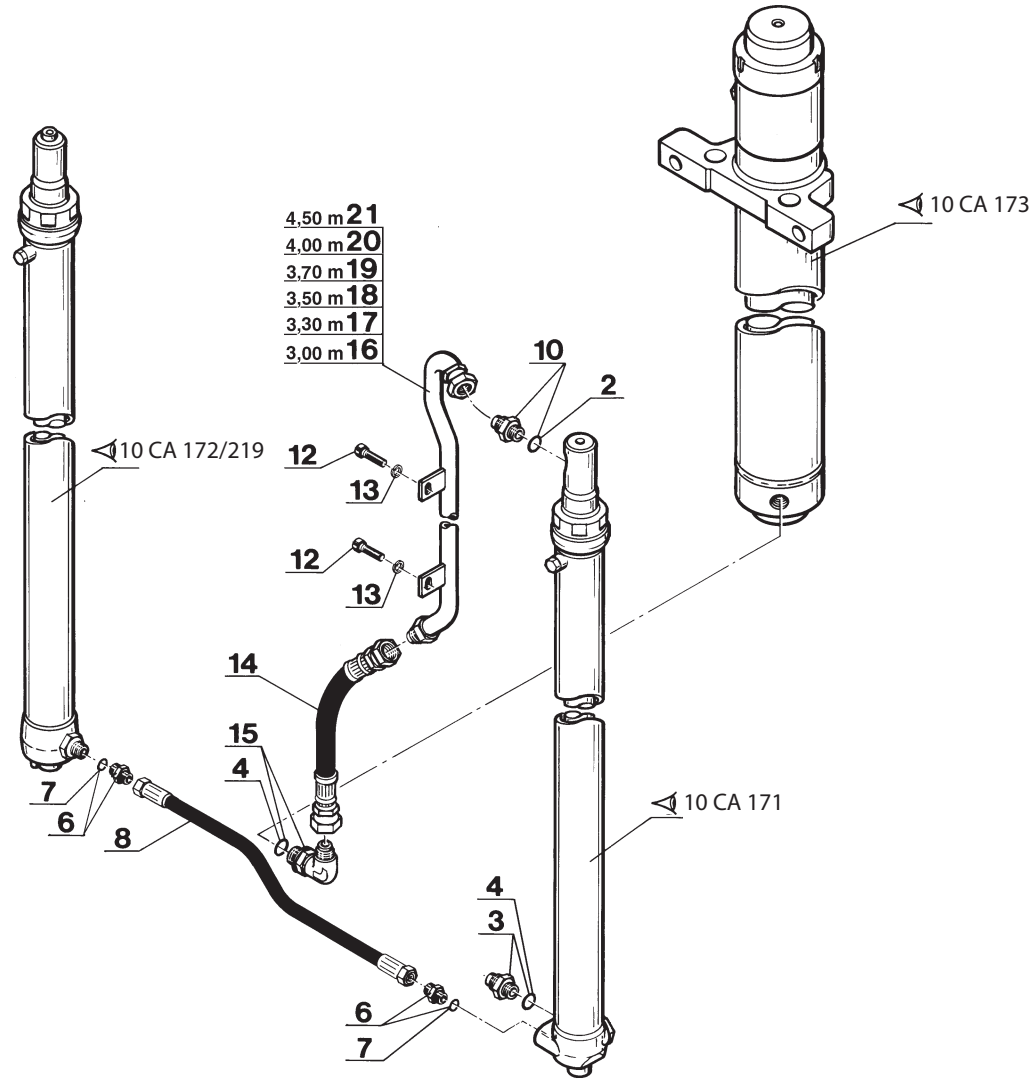
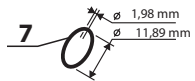
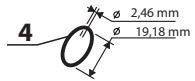
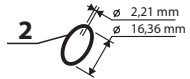
| Rep Hinw Fig Item Rif | Numéro Teil-Nr Numero Part-Nr Part-Nr | Désignation Bezeichnung Descripcion Description Descrizione | 1 | 2 | 3 | 4 | 5 | 6 | 7 | 8 | 9 | 10 | 11 | 12 | 13 | 14 | 15 | 16 | 17 | 18 | 19 | 20 | |
|-----------------------------------|---|--|---|---|---|---|---|---|---|---|---|----|----|----|----|----|----|----|----|----|----|----|--|
| 1 | 63807F303071 | Dosseret de charge, nu (1470 mm) Rücklehnmetraglast, allein Costilla de carga, solo - Back load rest, stripped Sponda di carico, nudo - | 1 | 1 | 1 | 1 | | | 1 | | | | | 1 | | | | | | | | | |
| 2 | 221606 | Dosseret de charge, nu (1750 mm) Rücklehnmetraglast, allein Costilla de carga, solo - Back load rest, stripped Sponda di carico, nudo - | 1 | 1 | 1 | 1 | | | 1 | | | | | 1 | | | | | | | | | |
| 3 | 221607 | Dosseret de charge, nu (2000 mm) Rücklehnmetraglast, allein Costilla de carga, solo - Back load rest, stripped Sponda di carico, nudo - | 1 | 1 | 1 | 1 | | | 1 | | | | | 1 | | | | | | | | | |
| 4 | 53514 | Vis H,M14-150- 35-8.8-ZN8/C - Schraube Tornillo - Screw Vite - | 4 | 4 | 4 | 4 | | | 4 | | | | | 4 | | | | | | | | | |
| 5 | 42256 | Rondelle W14 ZN - Unterlegscheibe Arandela - Washer Rondella - | 4 | 4 | 4 | 4 | | | 4 | | | | | 4 | | | | | | | | | |

10 AC 47

HYDRAULIQUE (Branchement, vérin d'élévation)
 HYDRAULIK (Rohranschluss, hubzylinder)
 HIDRAULICO (Derivación, cilindro de elevación)
 HYDRAULIC (Branch connection, lifting cylinder)
 IDRAULICO (Diramazione, cilindro di sollevamento)

M 26-2 S.3 / M 30-2 S.3
 M 26-4 S.3 / M 30-4 S.3
 MC 30 S.3 / M-X 30-4 S.3

POUR FLEXIBLE ET RACCORD
 FÜR SCHLAUCH UND VERSCHRAUBUNG
 PARA FLEXIBLE Y RACOR
 FOR HOSE AND CONNECTION
 PER FLESSIBILE E RACCORDO



Catalogue : 647010

Qté-Menge-Cant-Qty-Q.ta

10 AC

47

M

1

HYDRAULIQUE (Branchement vérin d'élévation)
 HYDRAULIK (Rohranschluss hubzylinder)
 HIDRAULICO (Derivación cilindro de elevación)
 HYDRAULIC (Branch connection lifting cylinder)
 IDRAULICO (Divamazione cilindro di sollevamento)

1- M 26-2 S3 E2/E3 11- MC 70 PS S3 E2/E3
 2- M 30-2 S3 E2/E3 12- M-X 30-4 S3-E3
 3- M 26-4 S3 E2/E3 13- M-X 50-4 S3-E3
 4- M 30-4 S3 E2/E3 14- M-X 70-2 S3-E3
 5- M 40-4 S3 E2/E3 15-
 6- M 50-4 S3 E2/E3 16-
 7- MC 30 S3 E2/E3 17-
 8- MC 40 PS S3 E2/E3 18-
 9- MC 50 PS S3 E2/E3 19-
 10- MC 60 PS S3 E2/E3 20-

| Rep Hinw Fig Item Rif | Numéro Teil-Nr Numero Part-Nr Part-Nr | Désignation Bezeichnung Descripcion Description Descrizione | 1 | 2 | 3 | 4 | 5 | 6 | 7 | 8 | 9 | 10 | 11 | 12 | 13 | 14 | 15 | 16 | 17 | 18 | 19 | 20 | |
|-----------------------------------|---|---|---|---|---|---|---|---|---|---|---|----|----|----|----|----|----|----|----|----|----|----|--|
| 2 | 190015 | Joint torique Junta tórica Anello OR - "0" ring - "0" ring - | X | X | X | X | | | X | | | | | X | | | | | | | | | |
| 3 | 96421F155571 | Raccord Union Racor Raccordo - Verschraubung - Connection - | 1 | 1 | 1 | 1 | | | 1 | | | | | 1 | | | | | | | | | |
| 4 | 48905 | Joint torique Junta torica Anello OR - "0" ring - "0" ring - | X | X | X | X | | | X | | | | | X | | | | | | | | | |
| 6 | 96421F093371 | Raccord Union Racor Raccordo - Verschraubung - Connection - | 2 | 2 | 2 | 2 | | | 2 | | | | | 2 | | | | | | | | | |
| 7 | 177743 | Joint torique Junta tórica Anello OR - "0" ring - "0" ring - | X | X | X | X | | | X | | | | | X | | | | | | | | | |
| 8 | 218638 | Flexible (Lg 580) Flexible Flessibile - Schlauch - Hose - | 1 | 1 | 1 | 1 | | | 1 | | | | | 1 | | | | | | | | | |
| 10 | 90407F250171 | Raccord Union Racor Raccordo - Verschraubung - Connection - | 1 | 1 | 1 | 1 | | | 1 | | | | | 1 | | | | | | | | | |
| 12 | 60360 | Vis H,M10- 16-8.8-ZN8/C Tornillo Vite - Schraube - Screw - | 2 | 2 | 2 | 2 | | | 2 | | | | | 2 | | | | | | | | | |
| 13 | 42232 | Rondelle W10 ZN Arandela Rondella - Unterlegscheibe - Washer - | 2 | 2 | 2 | 2 | | | 2 | | | | | 2 | | | | | | | | | |
| 14 | 219092 | Flexible Flexible Flessibile - Schlauch - Hose - | 1 | 1 | 1 | 1 | | | 1 | | | | | 1 | | | | | | | | | |
| 15 | 96431F155571 | Raccord Coudé 90° Orientable Racor Raccordo - Verschraubung - Connection - | 1 | 1 | 1 | 1 | | | 1 | | | | | 1 | | | | | | | | | |

+

Catalogue : 647010

2

HYDRAULIQUE (Branchement vérin d'élévation)
 HYDRAULIK (Rohranschluss hubzylinder)
 HIDRAULICO (Derivación cilindro de elevación)
 HYDRAULIC (Branch connection lifting cylinder)
 IDRAULICO (Divamazione cilindro di sollevamento)

Qté-Menge-Cant-Qty-Q.ta

10 AC

47

M

- | | |
|-----------------------|-----------------------|
| 1- M 26-2 S3 E2/E3 | 11- MC 70 PS S3 E2/E3 |
| 2- M 30-2 S3 E2/E3 | 12- M-X 30-4 S3-E3 |
| 3- M 26-4 S3 E2/E3 | 13- M-X 50-4 S3-E3 |
| 4- M 30-4 S3 E2/E3 | 14- M-X 70-2 S3-E3 |
| 5- M 40-4 S3 E2/E3 | 15- |
| 6- M 50-4 S3 E2/E3 | 16- |
| 7- MC 30 S3 E2/E3 | 17- |
| 8- MC 40 PS S3 E2/E3 | 18- |
| 9- MC 50 PS S3 E2/E3 | 19- |
| 10- MC 60 PS S3 E2/E3 | 20- |

| Rep Hinw Fig Item Rif | Numéro Teil-Nr Numero Part-Nr Part-Nr | Désignation Bezeichnung Descripcion Description Descrizione | Qté-Menge-Cant-Qty-Q.ta | | | | | | | | | | | | | | | | | | | |
|-----------------------------------|---|---|-------------------------|---|---|---|---|---|---|---|---|----|----|----|----|----|----|----|----|----|----|----|
| | | | 1 | 2 | 3 | 4 | 5 | 6 | 7 | 8 | 9 | 10 | 11 | 12 | 13 | 14 | 15 | 16 | 17 | 18 | 19 | 20 |
| 16 | 68021F212071 | Tube Tubo Tubo - Rohr - Tube - | 1 | 1 | 1 | 1 | | | | 1 | | | | | | | | 1 | | | | |
| 17 | 68025F212071 | Tube Tubo Tubo - Rohr - Tube - | 1 | 1 | 1 | 1 | | | | 1 | | | | | | | | 1 | | | | |
| 18 | 68026F212071 | Tube Tubo Tubo - Rohr - Tube - | 1 | 1 | 1 | 1 | | | | 1 | | | | | | | | 1 | | | | |
| 19 | 68027F212071 | Tube Tubo Tubo - Rohr - Tube - | 1 | 1 | 1 | 1 | | | | 1 | | | | | | | | 1 | | | | |
| 20 | 68028F212071 | Tube Tubo Tubo - Rohr - Tube - | 1 | 1 | 1 | 1 | | | | 1 | | | | | | | | 1 | | | | |
| 21 | 68029F212071 | Tube Tubo Tubo - Rohr - Tube - | 1 | 1 | 1 | 1 | | | | 1 | | | | | | | | 1 | | | | |

10 AD 106

KIT HYDRAULIQUE ACCESSOIRE 3ème ELEMENT (Double effet)
 KIT 3er ELEMENT ZUBEHOR HYDRAULIK (Doppeltwirkend)
 KIT HIDRAULICO ACCESSORIO 3ro ELEMENTO (Doble efecto)
 3rd ELEMENT ATTACHMENT HYDRAULIC KIT (Double-acting)
 KIT IDRAULICO ACCESSORIO 3 ELEMENTO (Duplex effetto)

M 26-2 S.3 / M 30-2 S.3
 M 26-4 S.3 / M 30-4 S.3
 MC 30 S.3 / M-X 30-4 S.3

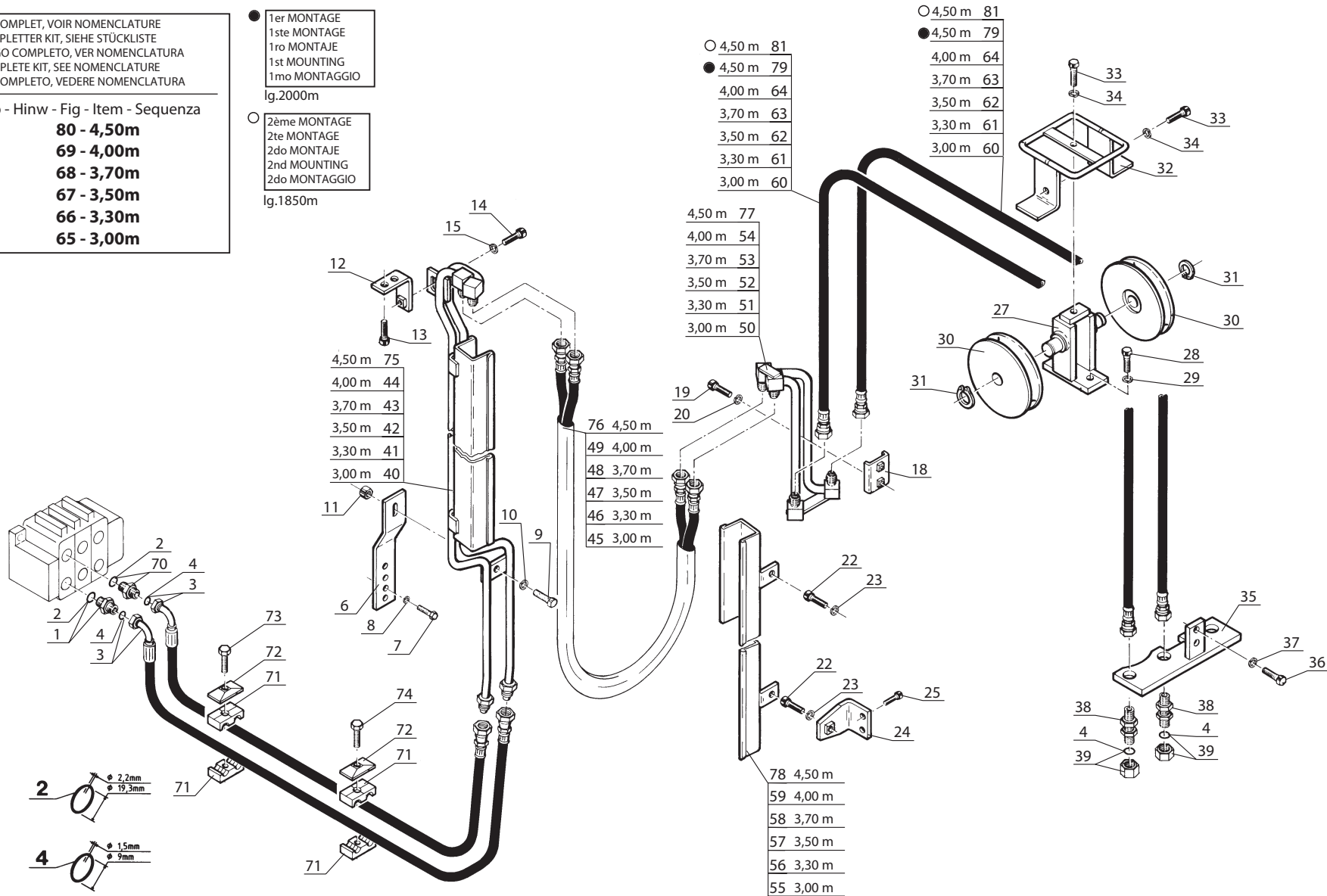
KIT COMPLET, VOIR NOMENCLATURE
 KOMPLETTER KIT, SIEHE STÜCKLISTE
 JUEGO COMPLETO, VER NOMENCLATURA
 COMPLETE KIT, SEE NOMENCLATURE
 KIT COMPLETO, VEDERE NOMENCLATURA

Rep - Hinw - Fig - Item - Sequenza

- 80 - 4,50m**
- 69 - 4,00m**
- 68 - 3,70m**
- 67 - 3,50m**
- 66 - 3,30m**
- 65 - 3,00m**

● 1er MONTAGE
 1ste MONTAGE
 1ro MONTAJE
 1st MOUNTING
 1mo MONTAGGIO
 lg.2000m

○ 2ème MONTAGE
 2te MONTAGE
 2do MONTAJE
 2nd MOUNTING
 2do MONTAGGIO
 lg.1850m



Catalogue : 647010

1

KIT HYDRAULIQUE ACCESSOIRE 3ème ELEMENT (Double effet)
 KIT 3er ELEMENT ZUBEHOR HYDRAULIK (Doppelt wirkend)
 KIT HIDRAULICO ACCESORIO 3ro ELEMENTO (Doble efecto)
 3rd ELEMENT ATTACHMENT HYDRAULIC KIT (Double-acting)
 KIT IDRAULICO ACCESSORIO 3 ELEMENTO (Doppio effetto)

| Qté-Menge-Cant-Qty-Q.ta | | | | | | | | | | 10 AD | 106 | | |
|-------------------------|----|------|----|-------|-------|-----|------|-------|----|-------|-----|--|--|
| 1- | M | 26-2 | S3 | E2/E3 | 11- | MC | 70 | PS | S3 | E2/E3 | | | |
| 2- | M | 30-2 | S3 | E2/E3 | 12- | M-X | 30-4 | S3-E3 | | | | | |
| 3- | M | 26-4 | S3 | E2/E3 | 13- | M-X | 50-4 | S3-E3 | | | | | |
| 4- | M | 30-4 | S3 | E2/E3 | 14- | M-X | 70-2 | S3-E3 | | | | | |
| 5- | M | 40-4 | S3 | E2/E3 | 15- | | | | | | | | |
| 6- | M | 50-4 | S3 | E2/E3 | 16- | | | | | | | | |
| 7- | MC | 30 | S3 | E2/E3 | 17- | | | | | | | | |
| 8- | MC | 40 | PS | S3 | E2/E3 | 18- | | | | | | | |
| 9- | MC | 50 | PS | S3 | E2/E3 | 19- | | | | | | | |
| 10- | MC | 60 | PS | S3 | E2/E3 | 20- | | | | | | | |

M

| Rep Hinw Fig Item Rif | Número Teil-Nr Numero Part-Nr Part-Nr | Désignation Bezeichnung Descripcion Description Descrizione | 1 | 2 | 3 | 4 | 5 | 6 | 7 | 8 | 9 | 10 | 11 | 12 | 13 | 14 | 15 | 16 | 17 | 18 | 19 | 20 | |
|-----------------------------------|---|---|---|---|---|---|---|---|---|---|---|----|----|----|----|----|----|----|----|----|----|----|--|
| 1 | 173038 | Raccord Union Racor Raccordo - Verschraubung - Connection - | 1 | 1 | 1 | 1 | | | 1 | | | | | 1 | | | | | | | | | |
| 2 | 169373 | Joint torique Junta tórica Anello OR - "0" ring - "0" ring - | X | X | X | X | | | X | | | | | X | | | | | | | | | |
| 3 | 219962 | Flexible (Lg 1850) Flexible Flessibile - Schlauch - Hose - | 2 | 2 | 2 | 2 | | | 2 | | | | | 2 | | | | | | | | | |
| 4 | 190874 | Joint torique Junta tórica Anello OR - "0" ring - "0" ring - | X | X | X | X | | | X | | | | | X | | | | | | | | | |
| 6 | 217482 | Support Soporte Supporto - Träger - Bracket - | 1 | 1 | 1 | 1 | | | 1 | | | | | 1 | | | | | | | | | |
| 7 | 57446 | Vis H,M 8- 25-8.8-ZN8/C Tornillo Vite - Schraube - Screw - | 2 | 2 | 2 | 2 | | | 2 | | | | | 2 | | | | | | | | | |
| 8 | 42325 | Rondelle W 8 ZN Arandela Rondella - Unterlegscheibe - Washer - | 2 | 2 | 2 | 2 | | | 2 | | | | | 2 | | | | | | | | | |
| 9 | 403357 | Vis H,M10-125- 25-8.8-ZN8/C Tornillo Vite - Schraube - Screw - | 1 | 1 | 1 | 1 | | | 1 | | | | | 1 | | | | | | | | | |
| 10 | 42232 | Rondelle W10 ZN Arandela Rondella - Unterlegscheibe - Washer - | 1 | 1 | 1 | 1 | | | 1 | | | | | 1 | | | | | | | | | |
| 11 | 164633 | Ecrou H ,M10 Pas 125 zingué Tuerca Dado - Mutter - Nut - | 1 | 1 | 1 | 1 | | | 1 | | | | | 1 | | | | | | | | | |
| 12 | 68701F205071 | Support Soporte Supporto - Träger - Bracket - | 1 | 1 | 1 | 1 | | | 1 | | | | | 1 | | | | | | | | | |

+

Catalogue : 647010

2

KIT HYDRAULIQUE ACCESSOIRE 3ème ELEMENT (Double effet)
 KIT 3er ELEMENT ZUBEHOR HYDRAULIK (Doppelt wirkend)
 KIT HIDRAULICO ACCESORIO 3ro ELEMENTO (Doble efecto)
 3rd ELEMENT ATTACHMENT HYDRAULIC KIT (Double-acting)
 KIT IDRAULICO ACCESSORIO 3 ELEMENTO (Doppio effetto)

Qté-Menge-Cant-Qty-Q.ta

10 AD

106

M

| | | | | | | | | | | |
|-----|----|------|----|-------|-------|-----|------|-------|----|-------|
| 1- | M | 26-2 | S3 | E2/E3 | 11- | MC | 70 | PS | S3 | E2/E3 |
| 2- | M | 30-2 | S3 | E2/E3 | 12- | M-X | 30-4 | S3-E3 | | |
| 3- | M | 26-4 | S3 | E2/E3 | 13- | M-X | 50-4 | S3-E3 | | |
| 4- | M | 30-4 | S3 | E2/E3 | 14- | M-X | 70-2 | S3-E3 | | |
| 5- | M | 40-4 | S3 | E2/E3 | 15- | | | | | |
| 6- | M | 50-4 | S3 | E2/E3 | 16- | | | | | |
| 7- | MC | 30 | S3 | E2/E3 | 17- | | | | | |
| 8- | MC | 40 | PS | S3 | E2/E3 | 18- | | | | |
| 9- | MC | 50 | PS | S3 | E2/E3 | 19- | | | | |
| 10- | MC | 60 | PS | S3 | E2/E3 | 20- | | | | |

| Rep Hinw Fig Item Rif | Numéro Teil-Nr Numero Part-Nr Part-Nr | Désignation Bezeichnung Descripcion Description Descrizione | 1 | 2 | 3 | 4 | 5 | 6 | 7 | 8 | 9 | 10 | 11 | 12 | 13 | 14 | 15 | 16 | 17 | 18 | 19 | 20 | |
|-----------------------------------|---|--|---|---|---|---|---|---|---|---|---|----|----|----|----|----|----|----|----|----|----|----|--|
| 13 | 217818 | Vis H,M10-125- 16-8.8-ZN8/C Tornillo Vite - Schraube - Screw - | 2 | 2 | 2 | 2 | | | 2 | | | | | 2 | | | | | | | | | |
| 14 | 164436 | Vis H,M10-125- 20-8.8-ZN8/C Tornillo Vite - Schraube - Screw - | 1 | 1 | 1 | 1 | | | 1 | | | | | 1 | | | | | | | | | |
| 15 | 42232 | Rondelle W10 ZN Arandela Rondella - Unterlegscheibe - Washer - | 1 | 1 | 1 | 1 | | | 1 | | | | | 1 | | | | | | | | | |
| 18 | 68801F205071 | Bride Flangia Flangia - Brida - Flange - | 1 | 1 | 1 | 1 | | | 1 | | | | | 1 | | | | | | | | | |
| 19 | 175826 | Vis H,M10-125- 35-8.8-ZN8/C Tornillo Vite - Schraube - Screw - | 2 | 2 | 2 | 2 | | | 2 | | | | | 2 | | | | | | | | | |
| 20 | 42232 | Rondelle W10 ZN Arandela Rondella - Unterlegscheibe - Washer - | 2 | 2 | 2 | 2 | | | 2 | | | | | 2 | | | | | | | | | |
| 22 | 403357 | Vis H,M10-125- 25-8.8-ZN8/C Tornillo Vite - Schraube - Screw - | 2 | 2 | 2 | 2 | | | 2 | | | | | 2 | | | | | | | | | |
| 23 | 42232 | Rondelle W10 ZN Arandela Rondella - Unterlegscheibe - Washer - | 2 | 2 | 2 | 2 | | | 2 | | | | | 2 | | | | | | | | | |
| 24 | 68901F205071 | Support guide Soporte guía Supporto guida - Führungsträger - Guide bracket - | 1 | 1 | 1 | 1 | | | 1 | | | | | 1 | | | | | | | | | |
| 25 | 164436 | Vis H,M10-125- 20-8.8-ZN8/C Tornillo Vite - Schraube - Screw - | 2 | 2 | 2 | 2 | | | 2 | | | | | 2 | | | | | | | | | |
| 27 | 211540 | Support poulie Soporte polea Supporto puleggia - Riemen träger - Bracket pulley - | 1 | 1 | 1 | 1 | | | 1 | | | | | 1 | | | | | | | | | |

+

Catalogue : 647010

5

KIT HYDRAULIQUE ACCESSOIRE 3ème ELEMENT (Double effet)
 KIT 3er ELEMENT ZUBEHOR HYDRAULIK (Doppelt wirkend)
 KIT HIDRAULICO ACCESORIO 3ro ELEMENTO (Doble efecto)
 3rd ELEMENT ATTACHMENT HYDRAULIC KIT (Double-acting)
 KIT IDRAULICO ACCESSORIO 3 ELEMENTO (Doppio effetto)

Qté-Menge-Cant-Qty-Q.ta

10 AD

106

M

| | |
|-----------------------|-----------------------|
| 1- M 26-2 S3 E2/E3 | 11- MC 70 PS S3 E2/E3 |
| 2- M 30-2 S3 E2/E3 | 12- M-X 30-4 S3-E3 |
| 3- M 26-4 S3 E2/E3 | 13- M-X 50-4 S3-E3 |
| 4- M 30-4 S3 E2/E3 | 14- M-X 70-2 S3-E3 |
| 5- M 40-4 S3 E2/E3 | 15- |
| 6- M 50-4 S3 E2/E3 | 16- |
| 7- MC 30 S3 E2/E3 | 17- |
| 8- MC 40 PS S3 E2/E3 | 18- |
| 9- MC 50 PS S3 E2/E3 | 19- |
| 10- MC 60 PS S3 E2/E3 | 20- |

| Rep Hinw Fig Item Rif | Numéro Teil-Nr Numero Part-Nr Part-Nr | Désignation Bezeichnung Descripcion Description Descrizione | Qté-Menge-Cant-Qty-Q.ta | | | | | | | | | | | | | | | | | | | |
|-----------------------------------|---|---|-------------------------|---|---|---|---|---|---|---|---|----|----|----|----|----|----|----|----|----|----|----|
| | | | 1 | 2 | 3 | 4 | 5 | 6 | 7 | 8 | 9 | 10 | 11 | 12 | 13 | 14 | 15 | 16 | 17 | 18 | 19 | 20 |
| 50 | 68301F305071 | Tube Tubo Tubo - Rohr - Tube - | 1 | 1 | 1 | 1 | | | | 1 | | | | | | | | 1 | | | | |
| 51 | 68304F305071 | Tube Tubo Tubo - Rohr - Tube - | 1 | 1 | 1 | 1 | | | | 1 | | | | | | | | 1 | | | | |
| 52 | 68302F305071 | Tube Tubo Tubo - Rohr - Tube - | 1 | 1 | 1 | 1 | | | | 1 | | | | | | | | 1 | | | | |
| 53 | 68303F305071 | Tube Tubo Tubo - Rohr - Tube - | 1 | 1 | 1 | 1 | | | | 1 | | | | | | | | 1 | | | | |
| 54 | 68301F305071 | Tube Tubo Tubo - Rohr - Tube - | 1 | 1 | 1 | 1 | | | | 1 | | | | | | | | 1 | | | | |
| 55 | 68501F305071 | Guide Guía Guida - Führungs - Guide - | 1 | 1 | 1 | 1 | | | | 1 | | | | | | | | 1 | | | | |
| 56 | 68505F305071 | Guide Guía Guida - Führungs - Guide - | 1 | 1 | 1 | 1 | | | | 1 | | | | | | | | 1 | | | | |
| 57 | 68506F305071 | Guide Guía Guida - Führungs - Guide - | 1 | 1 | 1 | 1 | | | | 1 | | | | | | | | 1 | | | | |
| 58 | 68507F305071 | Guide Guía Guida - Führungs - Guide - | 1 | 1 | 1 | 1 | | | | 1 | | | | | | | | 1 | | | | |
| 59 | 68508F305071 | Guide Guía Guida - Führungs - Guide - | 1 | 1 | 1 | 1 | | | | 1 | | | | | | | | 1 | | | | |
| 60 | 96363F316071 | Flexible (Lg 1600) Flexible Flessibile - Schlauch - Hose - | 2 | 2 | 2 | 2 | | | | 2 | | | | | | | | 2 | | | | |

+

Catalogue : 647010

6

KIT HYDRAULIQUE ACCESSOIRE 3ème ELEMENT (Double effet)
 KIT 3er ELEMENT ZUBEHOR HYDRAULIK (Doppelt wirkend)
 KIT HIDRAULICO ACCESORIO 3ro ELEMENTO (Doble efecto)
 3rd ELEMENT ATTACHMENT HYDRAULIC KIT (Double-acting)
 KIT IDRAULICO ACCESSORIO 3 ELEMENTO (Doppio effetto)

Qté-Menge-Cant-Qty-Q.ta

10 AD

106

M

| | | | | | | | | | | |
|-----|----|------|----|-------|-------|-----|------|-------|----|-------|
| 1- | M | 26-2 | S3 | E2/E3 | 11- | MC | 70 | PS | S3 | E2/E3 |
| 2- | M | 30-2 | S3 | E2/E3 | 12- | M-X | 30-4 | S3-E3 | | |
| 3- | M | 26-4 | S3 | E2/E3 | 13- | M-X | 50-4 | S3-E3 | | |
| 4- | M | 30-4 | S3 | E2/E3 | 14- | M-X | 70-2 | S3-E3 | | |
| 5- | M | 40-4 | S3 | E2/E3 | 15- | | | | | |
| 6- | M | 50-4 | S3 | E2/E3 | 16- | | | | | |
| 7- | MC | 30 | S3 | E2/E3 | 17- | | | | | |
| 8- | MC | 40 | PS | S3 | E2/E3 | 18- | | | | |
| 9- | MC | 50 | PS | S3 | E2/E3 | 19- | | | | |
| 10- | MC | 60 | PS | S3 | E2/E3 | 20- | | | | |

| Rep Hinw Fig Item Rif | Número Teil-Nr Numero Part-Nr Part-Nr | Désignation Bezeichnung Descripcion Description Descrizione | 1 | 2 | 3 | 4 | 5 | 6 | 7 | 8 | 9 | 10 | 11 | 12 | 13 | 14 | 15 | 16 | 17 | 18 | 19 | 20 | |
|-----------------------------------|---|---|---|---|---|---|---|---|---|---|---|----|----|----|----|----|----|----|----|----|----|----|--|
| 61 | 96363F317571 | Flexible (Lg 1750) Flexible Flessibile | | 2 | 2 | 2 | 2 | | 2 | | | | | 2 | | | | | | | | | |
| 62 | 96363F316071 | Flexible (Lg 1600) Flexible Flessibile | | 2 | 2 | 2 | 2 | | 2 | | | | | 2 | | | | | | | | | |
| 63 | 211863 | Flexible (Lg 1650) Flexible Flessibile | | 2 | 2 | 2 | 2 | | 2 | | | | | 2 | | | | | | | | | |
| 64 | 96363F317571 | Flexible (Lg 1750) Flexible Flessibile | | 2 | 2 | 2 | 2 | | 2 | | | | | 2 | | | | | | | | | |
| 65 | 570133 | Kit hydraulique accessoire complet (mât 3,00 m) Kompletter kit zübehor hydraulik (hubmast 3,00 m) Kit hidraulico accesorio completo (mástil 3,00 m) Complete attachment hydraulic kit (mast 3,00 m) Kit idraulico accesorio completo (rampa 3,00 m) | | 1 | 1 | 1 | 1 | | 1 | | | | | 1 | | | | | | | | | |
| 66 | 570134 | Kit hydraulique accessoire complet (mât 3,30 m) Kompletter kit zübehor hydraulik (hubmast 3,30 m) Kit hidraulico accesorio completo (mástil 3,30 m) Complete attachment hydraulic kit (mast 3,30 m) Kit idraulico accesorio completo (rampa 3,30 m) | | 1 | 1 | 1 | 1 | | 1 | | | | | 1 | | | | | | | | | |
| 67 | 570135 | Kit hydraulique accessoire complet (mât 3,50 m) Kompletter kit zübehor hydraulik (hubmast 3,50 m) Kit hidraulico accesorio completo (mástil 3,50 m) Complete attachment hydraulic kit (mast 3,50 m) Kit idraulico accesorio completo (rampa 3,50 m) | | 1 | 1 | 1 | 1 | | 1 | | | | | 1 | | | | | | | | | |
| 68 | 570136 | Kit hydraulique accessoire complet (mât 3,70 m) Kompletter kit zübehor hydraulik (hubmast 3,70 m) Kit hidraulico accesorio completo (mástil 3,70 m) Complete attachment hydraulic kit (mast 3,70 m) Kit idraulico accesorio completo (rampa 3,70 m) | | 1 | 1 | 1 | 1 | | 1 | | | | | 1 | | | | | | | | | |
| 69 | 570137 | Kit hydraulique accessoire complet (mât 4,00 m) Kompletter kit zübehor hydraulik (hubmast 4,00 m) Kit hidraulico accesorio completo (mástil 4,00 m) Complete attachment hydraulic kit (mast 4,00 m) Kit idraulico accesorio completo (rampa 4,00 m) | | 1 | 1 | 1 | 1 | | 1 | | | | | 1 | | | | | | | | | |

+

Catalogue : 647010

8

KIT HYDRAULIQUE ACCESSOIRE 3ème ELEMENT (Double effet)
 KIT 3er ELEMENT ZUBEHOR HYDRAULIK (Doppelt wirkend)
 KIT HIDRAULICO ACCESORIO 3ro ELEMENTO (Doble efecto)
 3rd ELEMENT ATTACHMENT HYDRAULIC KIT (Double-acting)
 KIT IDRAULICO ACCESSORIO 3 ELEMENTO (Doppio effetto)

Qté-Menge-Cant-Qty-Q.ta

10 AD

106

M

| | |
|-----------------------|-----------------------|
| 1- M 26-2 S3 E2/E3 | 11- MC 70 PS S3 E2/E3 |
| 2- M 30-2 S3 E2/E3 | 12- M-X 30-4 S3-E3 |
| 3- M 26-4 S3 E2/E3 | 13- M-X 50-4 S3-E3 |
| 4- M 30-4 S3 E2/E3 | 14- M-X 70-2 S3-E3 |
| 5- M 40-4 S3 E2/E3 | 15- |
| 6- M 50-4 S3 E2/E3 | 16- |
| 7- MC 30 S3 E2/E3 | 17- |
| 8- MC 40 PS S3 E2/E3 | 18- |
| 9- MC 50 PS S3 E2/E3 | 19- |
| 10- MC 60 PS S3 E2/E3 | 20- |

| Rep Hinw Fig Item Rif | Numéro Teil-Nr Numero Part-Nr Part-Nr | Désignation Bezeichnung Descripcion Description Descrizione |
|-----------------------------------|---|---|
|-----------------------------------|---|---|

| | | |
|----|--------------|---|
| 81 | 96363F318571 | Flexible (Lg 1850) Flexible Flessibile - Schlauch - Hose - |
|----|--------------|---|

| 1 | 2 | 3 | 4 | 5 | 6 | 7 | 8 | 9 | 10 | 11 | 12 | 13 | 14 | 15 | 16 | 17 | 18 | 19 | 20 | |
|---|---|---|---|---|---|---|---|---|----|----|----|----|----|----|----|----|----|----|----|--|
| 2 | 2 | 2 | 2 | | | 2 | | | | | 2 | | | | | | | | | |

10 AD 107

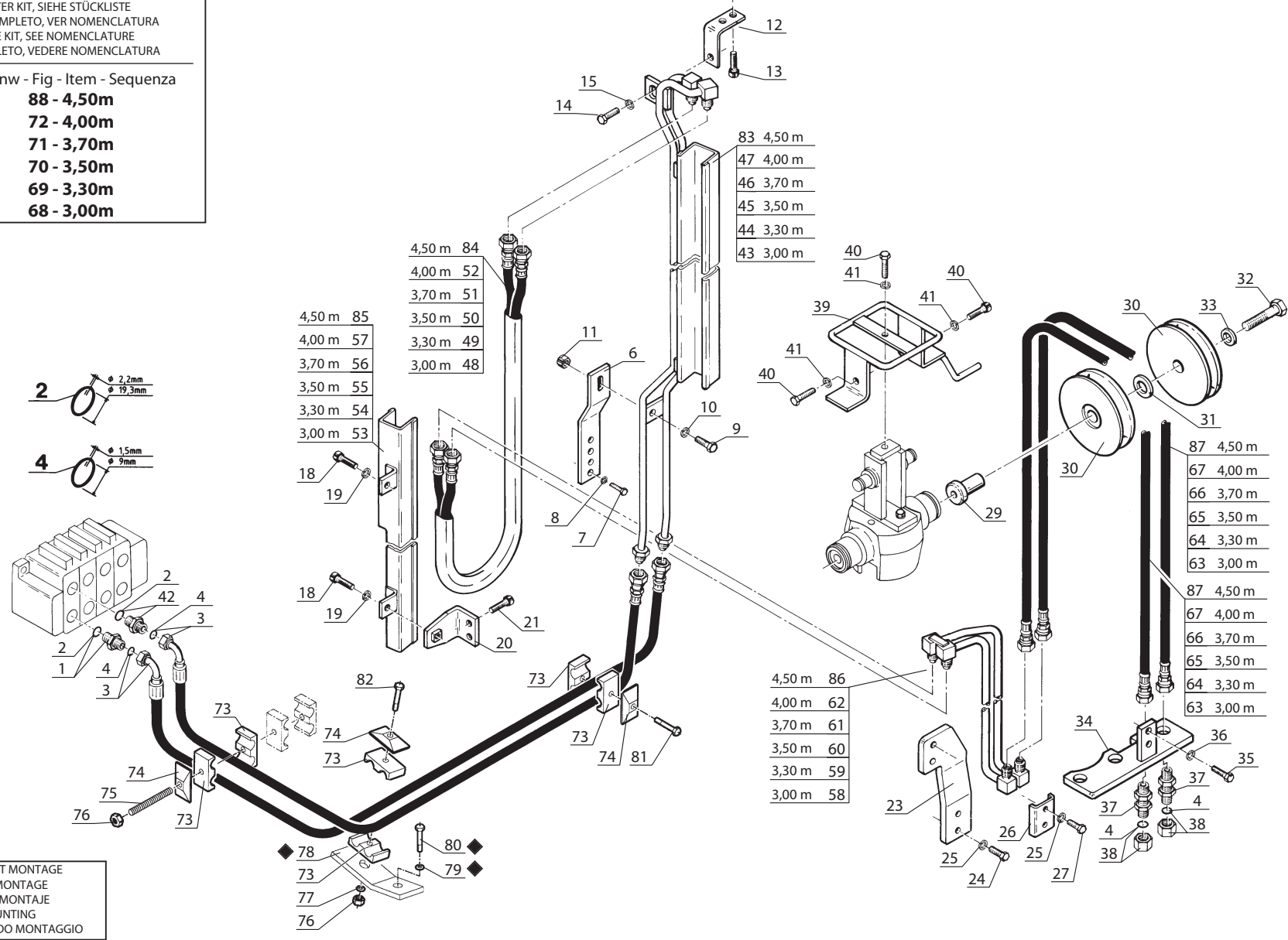
KIT HYDRAULIQUE ACCESSOIRE 4ème ELEMENT (Double effet)
 KIT 4tr ELEMENT ZUBEHOR HYDRAULIK (Doppeltwirkend)
 KIT HIDRAULICO ACCESSORIO 4ro ELEMENTO (Doble efecto)
 4th ELEMENT ATTACHMENT HYDRAULIC KIT (Double-acting)
 KIT IDRAULICO ACCESSORIO 4 ELEMENTO (Duplex effetto)

M 26-2 S.3 / M 30-2 S.3
 M 26-4 S.3 / M 30-4 S.3
 MC 30 S.3 / M-X 30-4 S.3

KIT COMPLET, VOIR NOMENCLATURE
 KOMPLETTER KIT, SIEHE STÜCKLISTE
 JUEGO COMPLETO, VER NOMENCLATURA
 COMPLETE KIT, SEE NOMENCLATURE
 KIT COMPLETO, VEDERE NOMENCLATURA

Rep - Hinw - Fig - Item - Sequenza

- 88 - 4,50m**
- 72 - 4,00m**
- 71 - 3,70m**
- 70 - 3,50m**
- 69 - 3,30m**
- 68 - 3,00m**



◆ SUIVANT MONTAGE
 NACH MONTAGE
 SEGUN MONTAJE
 AS MOUNTING
 SECONDO MONTAGGIO

Catalogue : 647010

Qté-Menge-Cant-Qty-Q.ta | 10 AD 107

M

1

KIT HYDRAULIQUE ACCESSOIRE 4ème ELEMENT (Double effet)
 KIT 4tr ELEMENT ZUBEHOR HYDRAULIK (Doppeltwirkend)
 KIT HIDRAULICO ACCESORIO 4to ELEMENTO (Doble efecto)
 4th ELEMENT ATTACHMENT HYDRAULIC KIT (Double-acting)
 KIT IDRAULICO ACCESSORIO 4 ELEMENTO (Doppio effetto)

1- M 26-2 S3 E2/E3 11- MC 70 PS S3 E2/E3
 2- M 30-2 S3 E2/E3 12- M-X 30-4 S3-E3
 3- M 26-4 S3 E2/E3 13- M-X 50-4 S3-E3
 4- M 30-4 S3 E2/E3 14- M-X 70-2 S3-E3
 5- M 40-4 S3 E2/E3 15-
 6- M 50-4 S3 E2/E3 16-
 7- MC 30 S3 E2/E3 17-
 8- MC 40 PS S3 E2/E3 18-
 9- MC 50 PS S3 E2/E3 19-
 10- MC 60 PS S3 E2/E3 20-

| Rep Hinw Fig Item Rif | Numéro Teil-Nr Numero Part-Nr Part-Nr | Désignation Bezeichnung Descripcion Description Descrizione | Qté-Menge-Cant-Qty-Q.ta | | | | | | | | | | | | | | | | | | | |
|-----------------------------------|---|---|-------------------------|---|---|---|---|---|---|---|---|----|----|----|----|----|----|----|----|----|----|----|
| | | | 1 | 2 | 3 | 4 | 5 | 6 | 7 | 8 | 9 | 10 | 11 | 12 | 13 | 14 | 15 | 16 | 17 | 18 | 19 | 20 |
| 1 | 173038 | Raccord Union Racor Raccordo - Verschraubung - Connection - | 1 | 1 | 1 | 1 | | | | 1 | | | | | | | | 1 | | | | |
| 2 | 169373 | Joint torique Junta tórica Anello OR - "0" ring - "0" ring - | X | X | X | X | | | | X | | | | | | | | X | | | | |
| 3 | 219963 | Flexible (Lg 2200) Flexible Flessibile - Schlauch - Hose - | 2 | 2 | 2 | 2 | | | | 2 | | | | | | | | 2 | | | | |
| 4 | 190874 | Joint torique Junta tórica Anello OR - "0" ring - "0" ring - | X | X | X | X | | | | X | | | | | | | | X | | | | |
| 6 | 217482 | Support Soporte Supporto - Träger - Bracket - | 1 | 1 | 1 | 1 | | | | 1 | | | | | | | | 1 | | | | |
| 7 | 57446 | Vis H,M 8- 25-8.8-ZN8/C Tornillo Vite - Schraube - Screw - | 2 | 2 | 2 | 2 | | | | 2 | | | | | | | | 2 | | | | |
| 8 | 42325 | Rondelle W 8 ZN Arandela Rondella - Unterlegscheibe - Washer - | 2 | 2 | 2 | 2 | | | | 2 | | | | | | | | 2 | | | | |
| 9 | 403357 | Vis H,M10-125- 25-8.8-ZN8/C Tornillo Vite - Schraube - Screw - | 1 | 1 | 1 | 1 | | | | 1 | | | | | | | | 1 | | | | |
| 10 | 42232 | Rondelle W10 ZN Arandela Rondella - Unterlegscheibe - Washer - | 1 | 1 | 1 | 1 | | | | 1 | | | | | | | | 1 | | | | |
| 11 | 164633 | Ecrou H ,M10 Pas 125 zingué Tuerca Dado - Mutter - Nut - | 1 | 1 | 1 | 1 | | | | 1 | | | | | | | | 1 | | | | |
| 12 | 68701F205071 | Support Soporte Supporto - Träger - Bracket - | 1 | 1 | 1 | 1 | | | | 1 | | | | | | | | 1 | | | | |



2

Catalogue : 647010

KIT HYDRAULIQUE ACCESSOIRE 4ème ELEMENT (Double effet)
 KIT 4tr ELEMENT ZUBEHOR HYDRAULIK (Doppeltwirkend)
 KIT HIDRAULICO ACCESORIO 4to ELEMENTO (Doble efecto)
 4th ELEMENT ATTACHMENT HYDRAULIC KIT (Double-acting)
 KIT IDRAULICO ACCESSORIO 4 ELEMENTO (Doppio effetto)

Qté-Menge-Cant-Qty-Q.ta

10 AD

107

M

| | | | | | | | | | | |
|-----|----|------|----|-------|-------|-----|------|-------|----|-------|
| 1- | M | 26-2 | S3 | E2/E3 | 11- | MC | 70 | PS | S3 | E2/E3 |
| 2- | M | 30-2 | S3 | E2/E3 | 12- | M-X | 30-4 | S3-E3 | | |
| 3- | M | 26-4 | S3 | E2/E3 | 13- | M-X | 50-4 | S3-E3 | | |
| 4- | M | 30-4 | S3 | E2/E3 | 14- | M-X | 70-2 | S3-E3 | | |
| 5- | M | 40-4 | S3 | E2/E3 | 15- | | | | | |
| 6- | M | 50-4 | S3 | E2/E3 | 16- | | | | | |
| 7- | MC | 30 | S3 | E2/E3 | 17- | | | | | |
| 8- | MC | 40 | PS | S3 | E2/E3 | 18- | | | | |
| 9- | MC | 50 | PS | S3 | E2/E3 | 19- | | | | |
| 10- | MC | 60 | PS | S3 | E2/E3 | 20- | | | | |

| Rep Hinw Fig Item Rif | Número Teil-Nr Numero Part-Nr Part-Nr | Désignation Bezeichnung Descripcion Description Descrizione | 1 | 2 | 3 | 4 | 5 | 6 | 7 | 8 | 9 | 10 | 11 | 12 | 13 | 14 | 15 | 16 | 17 | 18 | 19 | 20 |
|-----------------------------------|---|---|---|---|---|---|---|---|---|---|---|----|----|----|----|----|----|----|----|----|----|----|
| 13 | 217818 | Vis H,M10-125- 16-8.8-ZN8/C Tornillo Vite - Schraube - Screw - | 2 | 2 | 2 | 2 | | | 2 | | | | | 2 | | | | | | | | |
| 14 | 164436 | Vis H,M10-125- 20-8.8-ZN8/C Tornillo Vite - Schraube - Screw - | 1 | 1 | 1 | 1 | | | 1 | | | | | 1 | | | | | | | | |
| 15 | 42232 | Rondelle W10 ZN Arandela Rondella - Unterlegscheibe - Washer - | 1 | 1 | 1 | 1 | | | 1 | | | | | 1 | | | | | | | | |
| 18 | 403357 | Vis H,M10-125- 25-8.8-ZN8/C Tornillo Vite - Schraube - Screw - | 2 | 2 | 2 | 2 | | | 2 | | | | | 2 | | | | | | | | |
| 19 | 42232 | Rondelle W10 ZN Arandela Rondella - Unterlegscheibe - Washer - | 2 | 2 | 2 | 2 | | | 2 | | | | | 2 | | | | | | | | |
| 20 | 68901F205071 | Support guide Soporte guía Supporto guida - Führungsträger - Guide bracket - | 1 | 1 | 1 | 1 | | | 1 | | | | | 1 | | | | | | | | |
| 21 | 164436 | Vis H,M10-125- 20-8.8-ZN8/C Tornillo Vite - Schraube - Screw - | 2 | 2 | 2 | 2 | | | 2 | | | | | 2 | | | | | | | | |
| 23 | 68431F205071 | Support Soporte Supporto - Träger - Bracket - | 1 | 1 | 1 | 1 | | | 1 | | | | | 1 | | | | | | | | |
| 24 | 403357 | Vis H,M10-125- 25-8.8-ZN8/C Tornillo Vite - Schraube - Screw - | 2 | 2 | 2 | 2 | | | 2 | | | | | 2 | | | | | | | | |
| 25 | 42232 | Rondelle W10 ZN Arandela Rondella - Unterlegscheibe - Washer - | 4 | 4 | 4 | 4 | | | 4 | | | | | 4 | | | | | | | | |
| 26 | 68432F205071 | Bride Flangia Flangia - Brida - Flange - | 1 | 1 | 1 | 1 | | | 1 | | | | | 1 | | | | | | | | |

+

Catalogue : 647010

3

KIT HYDRAULIQUE ACCESSOIRE 4ème ELEMENT (Double effet)
 KIT 4tr ELEMENT ZUBEHOR HYDRAULIK (Doppeltwirkend)
 KIT HIDRAULICO ACCESORIO 4to ELEMENTO (Doble efecto)
 4th ELEMENT ATTACHMENT HYDRAULIC KIT (Double-acting)
 KIT IDRAULICO ACCESSORIO 4 ELEMENTO (Doppio effetto)

Qté-Menge-Cant-Qty-Q.ta

10 AD

107

M

| | | | | | | | | | | |
|-----|----|------|----|-------|-------|-----|------|-------|----|-------|
| 1- | M | 26-2 | S3 | E2/E3 | 11- | MC | 70 | PS | S3 | E2/E3 |
| 2- | M | 30-2 | S3 | E2/E3 | 12- | M-X | 30-4 | S3-E3 | | |
| 3- | M | 26-4 | S3 | E2/E3 | 13- | M-X | 50-4 | S3-E3 | | |
| 4- | M | 30-4 | S3 | E2/E3 | 14- | M-X | 70-2 | S3-E3 | | |
| 5- | M | 40-4 | S3 | E2/E3 | 15- | | | | | |
| 6- | M | 50-4 | S3 | E2/E3 | 16- | | | | | |
| 7- | MC | 30 | S3 | E2/E3 | 17- | | | | | |
| 8- | MC | 40 | PS | S3 | E2/E3 | 18- | | | | |
| 9- | MC | 50 | PS | S3 | E2/E3 | 19- | | | | |
| 10- | MC | 60 | PS | S3 | E2/E3 | 20- | | | | |

| Rep Hinw Fig Item Rif | Numéro Teil-Nr Numero Part-Nr Part-Nr | Désignation Bezeichnung Descripcion Description Descrizione | 1 | 2 | 3 | 4 | 5 | 6 | 7 | 8 | 9 | 10 | 11 | 12 | 13 | 14 | 15 | 16 | 17 | 18 | 19 | 20 | |
|-----------------------------------|---|---|---|---|---|---|---|---|---|---|---|----|----|----|----|----|----|----|----|----|----|----|--|
| 27 | 182919 | Vis H,M10- 30 Pas 125 8.8-ZN8/C Schraube Tornillo - Screw Vite - | 2 | 2 | 2 | 2 | | | 2 | | | | | 2 | | | | | | | | | |
| 29 | 211539 | Axe de poulie - Riemenachse Eje de polea - Pulley axle Perno di puleggia - | 1 | 1 | 1 | 1 | | | 1 | | | | | 1 | | | | | | | | | |
| 30 | 213011 | Poulie - Riemen Polea - Pulley Puleggia - | 2 | 2 | 2 | 2 | | | 2 | | | | | 2 | | | | | | | | | |
| 31 | 213021 | Rondelle SP 20,5x 30 x 1 - Unterlegscheibe Arandela - Washer Rondella - | 1 | 1 | 1 | 1 | | | 1 | | | | | 1 | | | | | | | | | |
| 32 | 61959 | Vis H,M12-125- 70/32-8.8-ZN8/C- Schraube Tornillo - Screw Vite - | 1 | 1 | 1 | 1 | | | 1 | | | | | 1 | | | | | | | | | |
| 33 | 61678 | Rondelle L 12 ZN - Unterlegscheibe Arandela - Washer Rondella - | 1 | 1 | 1 | 1 | | | 1 | | | | | 1 | | | | | | | | | |
| 34 | 217503 | Support raccord - Verschraubung träger Soporte racor - Connection bracket Supporto raccordo - | 1 | 1 | 1 | 1 | | | 1 | | | | | 1 | | | | | | | | | |
| 35 | 63727 | Vis H,M10- 20-8.8-ZN8/C - Schraube Tornillo - Screw Vite - | 2 | 2 | 2 | 2 | | | 2 | | | | | 2 | | | | | | | | | |
| 36 | 42232 | Rondelle W10 ZN - Unterlegscheibe Arandela - Washer Rondella - | 2 | 2 | 2 | 2 | | | 2 | | | | | 2 | | | | | | | | | |
| 37 | 203467 | Raccord Union Passe-cloison - Verschraubung Racor - Connection Raccordo - | 2 | 2 | 2 | 2 | | | 2 | | | | | 2 | | | | | | | | | |
| 38 | 168781 | Bouchon - Stopfen Tapón - Plug Tappo - | 2 | 2 | 2 | 2 | | | 2 | | | | | 2 | | | | | | | | | |

+

Catalogue : 647010

4

KIT HYDRAULIQUE ACCESSOIRE 4ème ELEMENT (Double effet)
 KIT 4tr ELEMENT ZUBEHOR HYDRAULIK (Doppeltwirkend)
 KIT HIDRAULICO ACCESORIO 4to ELEMENTO (Doble efecto)
 4th ELEMENT ATTACHMENT HYDRAULIC KIT (Double-acting)
 KIT IDRAULICO ACCESSORIO 4 ELEMENTO (Doppio effetto)

Qté-Menge-Cant-Qty-Q.ta

10 AD

107

M

1- M 26-2 S3 E2/E3 11- MC 70 PS S3 E2/E3
 2- M 30-2 S3 E2/E3 12- M-X 30-4 S3-E3
 3- M 26-4 S3 E2/E3 13- M-X 50-4 S3-E3
 4- M 30-4 S3 E2/E3 14- M-X 70-2 S3-E3
 5- M 40-4 S3 E2/E3 15-
 6- M 50-4 S3 E2/E3 16-
 7- MC 30 S3 E2/E3 17-
 8- MC 40 PS S3 E2/E3 18-
 9- MC 50 PS S3 E2/E3 19-
 10- MC 60 PS S3 E2/E3 20-

| Rep Hinw Fig Item Rif | Número Teil-Nr Numero Part-Nr Part-Nr | Désignation Bezeichnung Descripcion Description Descrizione | 1 | 2 | 3 | 4 | 5 | 6 | 7 | 8 | 9 | 10 | 11 | 12 | 13 | 14 | 15 | 16 | 17 | 18 | 19 | 20 | |
|-----------------------------------|---|--|---|---|---|---|---|---|---|---|---|----|----|----|----|----|----|----|----|----|----|----|--|
| 39 | 211596 | Guide Guía Guida - Führungs - Guide - | 1 | 1 | 1 | 1 | | | 1 | | | | | 1 | | | | | | | | | |
| 40 | 63727 | Vis H,M10- 20-8.8-ZN8/C Tornillo Vite - Schraube - Screw - | 3 | 3 | 3 | 3 | | | 3 | | | | | 3 | | | | | | | | | |
| 41 | 42232 | Rondelle W10 ZN Arandela Rondella - Unterlegscheibe - Washer - | 3 | 3 | 3 | 3 | | | 3 | | | | | 3 | | | | | | | | | |
| 42 | 168906 | Raccord Union Prolongateur Racor Raccordo - Verschraubung - Connection - | 1 | 1 | 1 | 1 | | | 1 | | | | | 1 | | | | | | | | | |
| 43 | 217794 | Tube (mât 3,00 m) Tubo (mástil 3,00 m) Tubo (rampa 3,00 m) - Rohr (hubmast 3,00 m) - Tube (mast 3,00 m) - | 1 | 1 | 1 | 1 | | | 1 | | | | | 1 | | | | | | | | | |
| 44 | 217795 | Tube (mât 3,30 m) Tubo (mástil 3,30 m) Tubo (rampa 3,30 m) - Rohr (hubmast 3,30 m) - Tube (mast 3,30 m) - | 1 | 1 | 1 | 1 | | | 1 | | | | | 1 | | | | | | | | | |
| 45 | 217796 | Tube (mât 3,50 m) Tubo (mástil 3,50 m) Tubo (rampa 3,50 m) - Rohr (hubmast 3,50 m) - Tube (mast 3,50 m) - | 1 | 1 | 1 | 1 | | | 1 | | | | | 1 | | | | | | | | | |
| 46 | 217797 | Tube (mât 3,70 m) Tubo (mástil 3,70 m) Tubo (rampa 3,70 m) - Rohr (hubmast 3,70 m) - Tube (mast 3,70 m) - | 1 | 1 | 1 | 1 | | | 1 | | | | | 1 | | | | | | | | | |
| 47 | 217798 | Tube (mât 4,00 m) Tubo (mástil 4,00 m) Tubo (rampa 4,00 m) - Rohr (hubmast 4,00 m) - Tube (mast 4,00 m) - | 1 | 1 | 1 | 1 | | | 1 | | | | | 1 | | | | | | | | | |
| 48 | 96287F313571 | Flexible (Lg 1350) Flexible Flessibile - Schlauch - Hose - | 1 | 1 | 1 | 1 | | | 1 | | | | | 1 | | | | | | | | | |
| 49 | 96287F314071 | Flexible (Lg 1400) Flexible Flessibile - Schlauch - Hose - | 1 | 1 | 1 | 1 | | | 1 | | | | | 1 | | | | | | | | | |

+

Catalogue : 647010

6

KIT HYDRAULIQUE ACCESSOIRE 4ème ELEMENT (Double effet)
 KIT 4tr ELEMENT ZUBEHOR HYDRAULIK (Doppeltwirkend)
 KIT HIDRAULICO ACCESORIO 4to ELEMENTO (Doble efecto)
 4th ELEMENT ATTACHMENT HYDRAULIC KIT (Double-acting)
 KIT IDRAULICO ACCESSORIO 4 ELEMENTO (Doppio effetto)

| Qté-Menge-Cant-Qty-Q.ta | | | | | | | | | | 10 AD | 107 | |
|-------------------------|----|------|----|-------|-------|-----|------|-------|----|-------|-----|--|
| 1- | M | 26-2 | S3 | E2/E3 | 11- | MC | 70 | PS | S3 | E2/E3 | | |
| 2- | M | 30-2 | S3 | E2/E3 | 12- | M-X | 30-4 | S3-E3 | | | | |
| 3- | M | 26-4 | S3 | E2/E3 | 13- | M-X | 50-4 | S3-E3 | | | | |
| 4- | M | 30-4 | S3 | E2/E3 | 14- | M-X | 70-2 | S3-E3 | | | | |
| 5- | M | 40-4 | S3 | E2/E3 | 15- | | | | | | | |
| 6- | M | 50-4 | S3 | E2/E3 | 16- | | | | | | | |
| 7- | MC | 30 | S3 | E2/E3 | 17- | | | | | | | |
| 8- | MC | 40 | PS | S3 | E2/E3 | 18- | | | | | | |
| 9- | MC | 50 | PS | S3 | E2/E3 | 19- | | | | | | |
| 10- | MC | 60 | PS | S3 | E2/E3 | 20- | | | | | | |

M

| Rep Hinw Fig Item Rif | Numéro Teil-Nr Numero Part-Nr Part-Nr | Désignation Bezeichnung Descripcion Description Descrizione | 1 | 2 | 3 | 4 | 5 | 6 | 7 | 8 | 9 | 10 | 11 | 12 | 13 | 14 | 15 | 16 | 17 | 18 | 19 | 20 | |
|-----------------------------------|---|---|---|---|---|---|---|---|---|---|---|----|----|----|----|----|----|----|----|----|----|----|--|
| 61 | 68403F305071 | Tube - Rohr Tubo - Tube Tubo - | 1 | 1 | 1 | 1 | | | 1 | | | | | 1 | | | | | | | | | |
| 62 | 68401F305071 | Tube - Rohr Tubo - Tube Tubo - | 1 | 1 | 1 | 1 | | | 1 | | | | | 1 | | | | | | | | | |
| 63 | 96363F313071 | Flexible (Lg 1300) - Schlauch Flexible - Hose Flessibile - | 2 | 2 | 2 | 2 | | | 2 | | | | | 2 | | | | | | | | | |
| 64 | 96363F314571 | Flexible (Lg 1450) - Schlauch Flexible - Hose Flessibile - | 2 | 2 | 2 | 2 | | | 2 | | | | | 2 | | | | | | | | | |
| 65 | 96363F313071 | Flexible (Lg 1300) - Schlauch Flexible - Hose Flessibile - | 2 | 2 | 2 | 2 | | | 2 | | | | | 2 | | | | | | | | | |
| 66 | 96363F314071 | Flexible (Lg 1400) - Schlauch Flexible - Hose Flessibile - | 2 | 2 | 2 | 2 | | | 2 | | | | | 2 | | | | | | | | | |
| 67 | 96363F315071 | Flexible (Lg 1500) - Schlauch Flexible - Hose Flessibile - | 2 | 2 | 2 | 2 | | | 2 | | | | | 2 | | | | | | | | | |
| 68 | 570138 | Kit hydraulique accessoire complet (mât 3,00 m) Kompletter kit zübehor hydraulik (hubmast 3,00 m) Kit hidraulico accesorio completo (mástil 3,00 m) Complete attachment hydraulic kit (mast 3,00 m) Kit idraulico accesorio completo (rampa 3,00 m) | 1 | 1 | 1 | 1 | | | 1 | | | | | 1 | | | | | | | | | |
| 69 | 570139 | Kit hydraulique accessoire complet (mât 3,30 m) Kompletter kit zübehor hydraulik (hubmast 3,30 m) Kit hidraulico accesorio completo (mástil 3,30 m) Complete attachment hydraulic kit (mast 3,30 m) Kit idraulico accesorio completo (rampa 3,30 m) | 1 | 1 | 1 | 1 | | | 1 | | | | | 1 | | | | | | | | | |
| 70 | 570140 | Kit hydraulique accessoire complet (mât 3,50 m) Kompletter kit zübehor hydraulik (hubmast 3,50 m) Kit hidraulico accesorio completo (mástil 3,50 m) Complete attachment hydraulic kit (mast 3,50 m) Kit idraulico accesorio completo (rampa 3,50 m) | 1 | 1 | 1 | 1 | | | 1 | | | | | 1 | | | | | | | | | |

+

Catalogue : 647010

7

KIT HYDRAULIQUE ACCESSOIRE 4ème ELEMENT (Double effet)
 KIT 4tr ELEMENT ZUBEHOR HYDRAULIK (Doppeltwirkend)
 KIT HIDRAULICO ACCESORIO 4to ELEMENTO (Doble efecto)
 4th ELEMENT ATTACHMENT HYDRAULIC KIT (Double-acting)
 KIT IDRAULICO ACCESSORIO 4 ELEMENTO (Doppio effetto)

| Qté-Menge-Cant-Qty-Q.ta | | | | | | | | | | 10 AD | 107 | | | |
|-------------------------|----|------|----|-------|-------|-----|------|----|----|-------|-----|--|--|--|
| 1- | M | 26-2 | S3 | E2/E3 | 11- | MC | 70 | PS | S3 | E2/E3 | | | | |
| 2- | M | 30-2 | S3 | E2/E3 | 12- | M-X | 30-4 | S3 | E3 | | | | | |
| 3- | M | 26-4 | S3 | E2/E3 | 13- | M-X | 50-4 | S3 | E3 | | | | | |
| 4- | M | 30-4 | S3 | E2/E3 | 14- | M-X | 70-2 | S3 | E3 | | | | | |
| 5- | M | 40-4 | S3 | E2/E3 | 15- | | | | | | | | | |
| 6- | M | 50-4 | S3 | E2/E3 | 16- | | | | | | | | | |
| 7- | MC | 30 | S3 | E2/E3 | 17- | | | | | | | | | |
| 8- | MC | 40 | PS | S3 | E2/E3 | 18- | | | | | | | | |
| 9- | MC | 50 | PS | S3 | E2/E3 | 19- | | | | | | | | |
| 10- | MC | 60 | PS | S3 | E2/E3 | 20- | | | | | | | | |

M

| Rep Hinw Fig Item Rif | Numéro Teil-Nr Numero Part-Nr Part-Nr | Désignation Bezeichnung Descripcion Description Descrizione | | | | | | | | | | | | | | | | | | | | | |
|-----------------------------------|---|--|---|---|---|---|---|---|---|---|---|----|----|----|----|----|----|----|----|----|----|----|--|
| | | | 1 | 2 | 3 | 4 | 5 | 6 | 7 | 8 | 9 | 10 | 11 | 12 | 13 | 14 | 15 | 16 | 17 | 18 | 19 | 20 | |
| 71 | 570141 | Kit hydraulique accessoire complet (mât 3,70 m) Kompletter kit zübehor hydraulik (hubmast 3,70 m) Kit hidraulico accesorio completo (mástil 3,70 m) Complete attachment hydraulic kit (mast 3,70 m) Kit idraulico accessorio completo (rampa 3,70 m) | 1 | 1 | 1 | 1 | | | | 1 | | | | | | | | 1 | | | | | |
| 72 | 570142 | Kit hydraulique accessoire complet (mât 4,00 m) Kompletter kit zübehor hydraulik (hubmast 4,00 m) Kit hidraulico accesorio completo (mástil 4,00 m) Complete attachment hydraulic kit (mast 4,00 m) Kit idraulico accessorio completo (rampa 4,00 m) | 1 | 1 | 1 | 1 | | | | 1 | | | | | | | | | 1 | | | | |
| 73 | 168758 | Demi-collier - Halb-klemme Media abrazadera - Half-clamp Fascetta - | 6 | 6 | 6 | 6 | | | | 6 | | | | | | | | 6 | | | | | |
| 74 | 168494 | Plaque de protection - Schützplatte Placa de protección - Protection plate Piastra di protezione - | 3 | 3 | 3 | 3 | | | | 3 | | | | | | | | | 3 | | | | |
| 75 | 55475 | Tige fileté M8 (Lg 90) - Schraubenspindel Varilla fileteada - Screwed spindle Stelo filettato - | 1 | 1 | 1 | 1 | | | | 1 | | | | | | | | | 1 | | | | |
| 76 | 58528 | Ecrou H ,M 8 ZN - Mutter Tuerca - Nut Dado - | 2 | 2 | 2 | 2 | | | | 2 | | | | | | | | | 2 | | | | |
| 77 | 42325 | Rondelle W 8 ZN - Unterlegscheibe Arandela - Washer Rondella - | 1 | 1 | 1 | 1 | | | | 1 | | | | | | | | | 1 | | | | |
| 78 | 219813 | Support - Träger Soporte - Bracket Supporto - | 1 | 1 | 1 | 1 | | | | 1 | | | | | | | | | 1 | | | | |
| 79 | 42322 | Rondelle W16 ZN - Unterlegscheibe Arandela - Washer Rondella - | 1 | 1 | 1 | 1 | | | | 1 | | | | | | | | | 1 | | | | |
| 80 | 60482 | Vis H,M16- 30-8.8-ZN8/C - Schraube Tornillo - Screw Vite - | 1 | 1 | 1 | 1 | | | | 1 | | | | | | | | | 1 | | | | |

+

Catalogue : 647010

8

KIT HYDRAULIQUE ACCESSOIRE 4ème ELEMENT (Double effet)
 KIT 4tr ELEMENT ZUBEHOR HYDRAULIK (Doppeltwirkend)
 KIT HIDRAULICO ACCESORIO 4to ELEMENTO (Doble efecto)
 4th ELEMENT ATTACHMENT HYDRAULIC KIT (Double-acting)
 KIT IDRAULICO ACCESSORIO 4 ELEMENTO (Doppio effetto)

| Qté-Menge-Cant-Qty-Q.ta | | | | 10 AD | 107 |
|-------------------------|----|------|-------------|-------|-------------------|
| 1- | M | 26-2 | S3 E2/E3 | 11- | MC 70 PS S3 E2/E3 |
| 2- | M | 30-2 | S3 E2/E3 | 12- | M-X 30-4 S3-E3 |
| 3- | M | 26-4 | S3 E2/E3 | 13- | M-X 50-4 S3-E3 |
| 4- | M | 30-4 | S3 E2/E3 | 14- | M-X 70-2 S3-E3 |
| 5- | M | 40-4 | S3 E2/E3 | 15- | |
| 6- | M | 50-4 | S3 E2/E3 | 16- | |
| 7- | MC | 30 | S3 E2/E3 | 17- | |
| 8- | MC | 40 | PS S3 E2/E3 | 18- | |
| 9- | MC | 50 | PS S3 E2/E3 | 19- | |
| 10- | MC | 60 | PS S3 E2/E3 | 20- | |

M

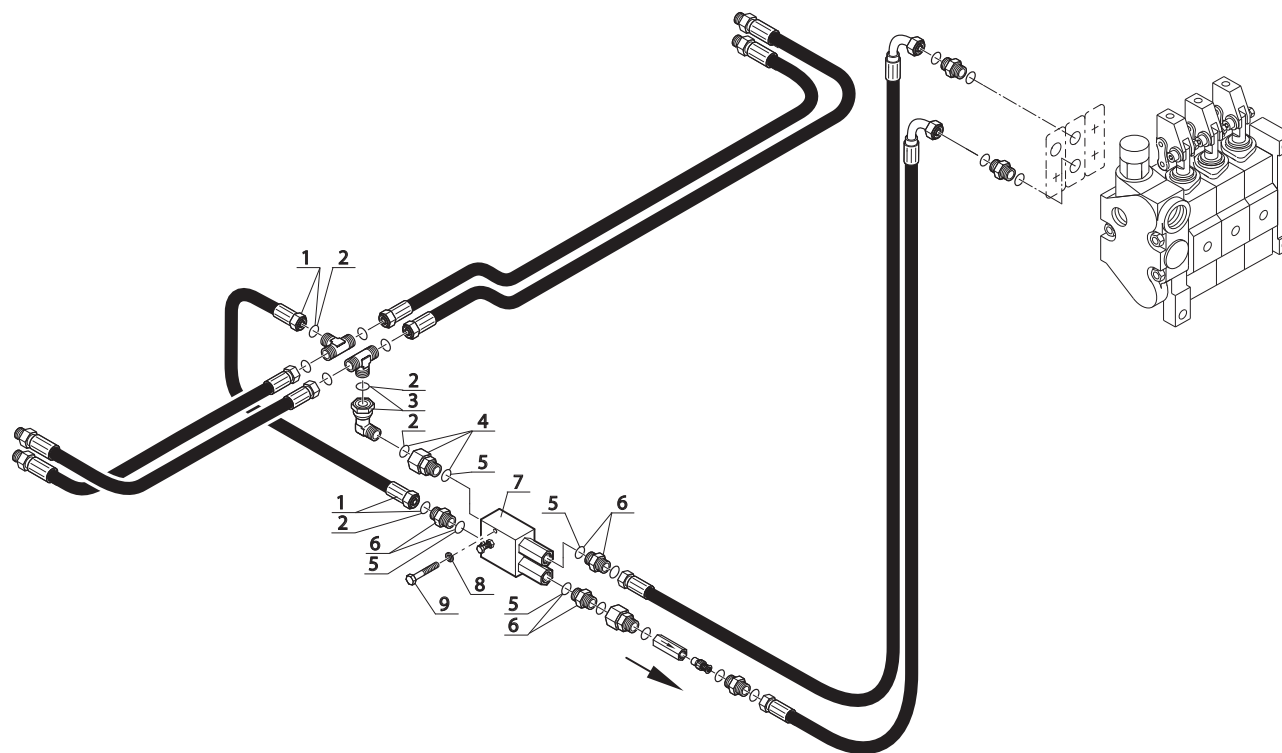
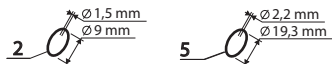
| Rep Hinw Fig Item Rif | Numéro Teil-Nr Numero Part-Nr Part-Nr | Désignation Bezeichnung Descripcion Description Descrizione | 1 | 2 | 3 | 4 | 5 | 6 | 7 | 8 | 9 | 10 | 11 | 12 | 13 | 14 | 15 | 16 | 17 | 18 | 19 | 20 | |
|-----------------------------------|---|---|---|--|---|---|---|---|---|---|---|----|----|----|----|----|----|----|----|----|----|----|--|
| 81 | 58530 | Vis H,M 8- 45-8.8-ZN8/C Tornillo Vite | - | Schraube - Screw - | 1 | 1 | 1 | 1 | | | | | | 1 | | | | | | | | | |
| 82 | 58533 | Vis H,M 8- 60-8.8-ZN8/C Tornillo Vite | - | Schraube - Screw - | 1 | 1 | 1 | 1 | | | | | | 1 | | | | | | | | | |
| 83 | 232609 | Tube (mât 4,50 m) Tubo (mástil 4,50 m) Tubo (rampa 4,50 m) | - | Rohr (hubmast 4,50 m) - Tube (mast 4,50 m) - | 1 | 1 | 1 | 1 | | | | | | 1 | | | | | | | | | |
| 84 | 234911 | Flexible (Lg 1650) Flexible Flessibile | - | Schlauch - Hose - | 1 | 1 | 1 | 1 | | | | | | 1 | | | | | | | | | |
| 85 | 232611 | Guide Guía Guida | - | Führungs - Guide - | 1 | 1 | 1 | 1 | | | | | | 1 | | | | | | | | | |
| 86 | 68404F305071 | Tube Tubo Tubo | - | Rohr - Tube - | 1 | 1 | 1 | 1 | | | | | | 1 | | | | | | | | | |
| 87 | 96363F320071 | Flexible (Lg 2000) Flexible Flessibile | - | Schlauch - Hose - | 2 | 2 | 2 | 2 | | | | | | 2 | | | | | | | | | |
| 88 | 234913 | Kit hydraulique accessoire complet (mât 4,50 m) Kompletter kit zübehor hydraulik (hubmast 4,50 m) Kit hidraulico accesorio completo (mástil 4,50 m) Complete attachment hydraulic kit (mast 4,50 m) Kit idraulico accesorio completo (rampa 4,50 m) | | | 1 | 1 | 1 | 1 | | | | | | 1 | | | | | | | | | |

10 AF 103

HYDRAULIQUE (Valve d'équilibrage)
HYDRAULIK (Abgleichen ventil)
HIDRAULICO (Válvula de equilibrio)
HYDRAULIC (Balancing valve)
IDRAULICO (Valvola di equilibratura)

M 26-2 S.3 / M 30-2 S.3
M 26-4 S.3 / M 30-4 S.3
MC 30 S.3 / M-X 30-4 S.3

POUR FLEXIBLE ET RACCORD
FÜR SCHLAUCH UND VERSCHRAUBUNG
PARA FLEXIBLE Y RACOR
FOR HOSE AND CONNECTION
PER FLESSIBILE E RACCORDO



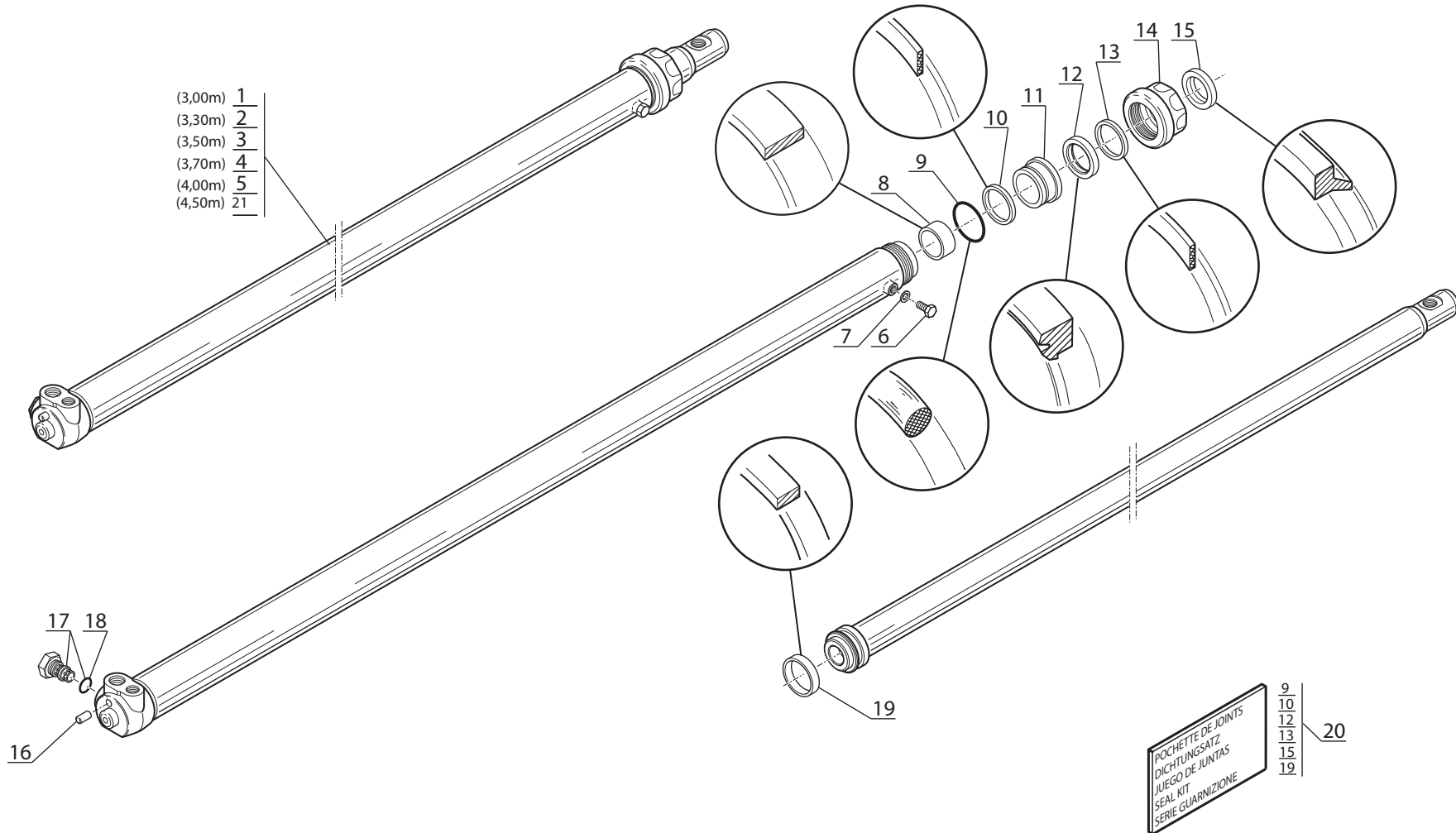
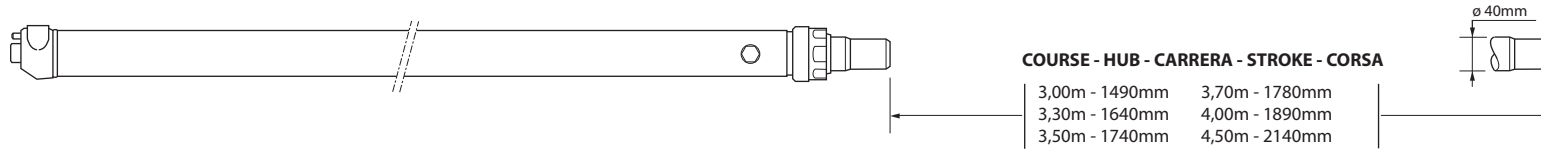
Catalogue : 647010

| 1 | HYDRAULIQUE (Valve d'équilibrage) HYDRAULIK (Abgleichen ventil) HIDRAULICO (Válvula de equilibrado) HYDRAULIC (Balancing valve) IDRAULICO (Valvola di equilibratura) | | | Qté-Menge-Cant-Qty-Q.ta | | | | | | | | | | 10 AF | 103 | M | | | | | | | |
|---|--|---|---|-------------------------|---|---|---|---|---|---|---|---|----|-------|-----|----|----|----|----|----|----|----|----|
| | Rep Hinw Fig Item Rif | Numéro Teil-Nr Numero Part-Nr Part-Nr | Désignation Bezeichnung Description Descrizione | 1 | 2 | 3 | 4 | 5 | 6 | 7 | 8 | 9 | 10 | 11 | 12 | 13 | 14 | 15 | 16 | 17 | 18 | 19 | 20 |
| 1 | 171109 | Flexible (Lg 350) Flexible Flessibile | - Schlauch - Hose - | 1 | 1 | 1 | 1 | | | 1 | | | | | 1 | | | | | | | | |
| 2 | 190874 | Joint torique Junta tórica Anello OR | - "0" ring - "0" ring - | X | X | X | X | | | X | | | | | X | | | | | | | | |
| 3 | 197233 | Raccord Coudé Adapteur Racor Raccordo | - Verschraubung - Connection - | 1 | 1 | 1 | 1 | | | 1 | | | | | 1 | | | | | | | | |
| 4 | 167932 | Raccord Adapteur Racor Raccordo | - Verschraubung - Connection - | 1 | 1 | 1 | 1 | | | 1 | | | | | 1 | | | | | | | | |
| 5 | 169373 | Joint torique Junta tórica Anello OR | - "0" ring - "0" ring - | X | X | X | X | | | X | | | | | X | | | | | | | | |
| 6 | 173038 | Raccord Union Racor Raccordo | - Verschraubung - Connection - | 3 | 3 | 3 | 3 | | | 3 | | | | | 3 | | | | | | | | |
| 7 | 169311 | Valve d'équilibrage Válvula de equilibrado Valvola di equilibratura | - Abgleichen ventil - Balancing valve - | 1 | 1 | 1 | 1 | | | 1 | | | | | 1 | | | | | | | | |
| 8 | 42316 | Rondelle W 6 ZN Arandela Rondella | - Unterlegscheibe - Washer - | 2 | 2 | 2 | 2 | | | 2 | | | | | 2 | | | | | | | | |
| 9 | 31007 | Vis H,M 6- 50-8.8-ZN5/C Tornillo Vite | - Schraube - Screw - | 2 | 2 | 2 | 2 | | | 2 | | | | | 2 | | | | | | | | |

10 CA 171

HYDRAULIQUE (Vérin d'élévation droit)
 HYDRAULIK (Recht Hubzylinder)
 HIDRAULICO (Cilindro de elevación derecho)
 HYDRAULIC (R.H. Lifting cylinder)
 IDRAULICO (Cilindro di sollevamento destro)

M 26-2 S.3 / M 30-2 S.3
M 26-4 S.3 / M 30-4 S.3
MC 30 S.3 / M-X 30-4 S.3



Catalogue : 647010

| 1 | HYDRAULIQUE (Vérin d'élévation droit) HYDRAULIK (Recht hubzylinder) HIDRAULICO (Cilindro de elevación derecho) HYDRAULIC (R.H. lifting cylinder) IDRAULICO (Cilindro di sollevamento destro) | | | Qté-Menge-Cant-Qty-Q.ta | | | | | | | | | | 10 CA | | 171 | | M | | | | | |
|----|--|--|---|-------------------------|---|---|---|---|---|---|---|---|----|-------|----|-----|----|---|----|----|----|----|----|
| | Rep Hinw Fig Item Rif | Numéro Teil-Nr Numero Part-Nr Part-Nr | Désignation Bezeichnung Description Description | 1 | 2 | 3 | 4 | 5 | 6 | 7 | 8 | 9 | 10 | 11 | 12 | 13 | 14 | | 15 | 16 | 17 | 18 | 19 |
| 1 | 65110F312071 | Vérin d'éléva. D:40mm C:1490mm- Cilindro de elevación - Cilindro di sollevamento - | Hubzylinder - Lifting cylinder - | 1 | 1 | 1 | 1 | | | 1 | | | | | 1 | | | | | | | | |
| 2 | 65150F312071 | Vérin d'éléva. D:40mm C:1640mm- Cilindro de elevación - Cilindro di sollevamento - | Hubzylinder - Lifting cylinder - | 1 | 1 | 1 | 1 | | | 1 | | | | | 1 | | | | | | | | |
| 3 | 65160F312071 | Vérin d'éléva. D:40mm C:1740mm- Cilindro de elevación - Cilindro di sollevamento - | Hubzylinder - Lifting cylinder - | 1 | 1 | 1 | 1 | | | 1 | | | | | 1 | | | | | | | | |
| 4 | 65170F312071 | Vérin d'éléva. D:40mm C:1780mm- Cilindro de elevación - Cilindro di sollevamento - | Hubzylinder - Lifting cylinder - | 1 | 1 | 1 | 1 | | | 1 | | | | | 1 | | | | | | | | |
| 5 | 65180F312071 | Vérin d'éléva. D:40mm C:1890mm- Cilindro de elevación - Cilindro di sollevamento - | Hubzylinder - Lifting cylinder - | 1 | 1 | 1 | 1 | | | 1 | | | | | 1 | | | | | | | | |
| 6 | 588572 | Vis Tornillo Vite | - Schraube - Screw - | 1 | 1 | 1 | 1 | | | 1 | | | | | 1 | | | | | | | | |
| 7 | 179957 | Joint d'étanchéité Junta de estanqueidad Guarnizione | - Dichtungsring - Seal - | 1 | 1 | 1 | 1 | | | 1 | | | | | 1 | | | | | | | | |
| 8 | 588523 | Bague Anillo Anello | - Büchse - Bushing - | 1 | 1 | 1 | 1 | | | 1 | | | | | 1 | | | | | | | | |
| 9 | 182265 | Joint torique Junta tórica Anello OR | - "O" ring - "O" ring - | 1 | 1 | 1 | 1 | | | 1 | | | | | 1 | | | | | | | | |
| 10 | 588519 | Joint anti-extrusion Junta antiextrusión Guarnizione anti estrusione | - Abstützdichtung - Anti-extrusion seal - | 1 | 1 | 1 | 1 | | | 1 | | | | | 1 | | | | | | | | |
| 11 | 588399 | Bague de guidage Anillo de guía Anello | - Führungsring - Guide ring - | 1 | 1 | 1 | 1 | | | 1 | | | | | 1 | | | | | | | | |

+

Catalogue : 647010

2

HYDRAULIQUE (Vérin d'élévation droit)
 HYDRAULIK (Recht hubzylinder)
 HIDRAULICO (Cilindro de elevación derecho)
 HYDRAULIC (R.H. lifting cylinder)
 IDRAULICO (Cilindro di sollevamento destro)

Qté-Menge-Cant-Qty-Q.ta

10 CA

171

M

1- M 26-2 S3 E2/E3 11- MC 70 PS S3 E2/E3
 2- M 30-2 S3 E2/E3 12- M-X 30-4 S3-E3
 3- M 26-4 S3 E2/E3 13- M-X 50-4 S3-E3
 4- M 30-4 S3 E2/E3 14- M-X 70-2 S3-E3
 5- M 40-4 S3 E2/E3 15-
 6- M 50-4 S3 E2/E3 16-
 7- MC 30 S3 E2/E3 17-
 8- MC 40 PS S3 E2/E3 18-
 9- MC 50 PS S3 E2/E3 19-
 10- MC 60 PS S3 E2/E3 20-

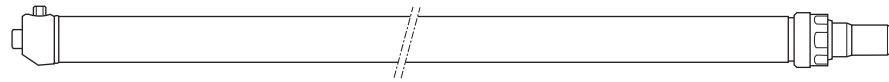
| Rep Hinw Fig Item Rif | Número Teil-Nr Numero Part-Nr Part-Nr | Désignation Bezeichnung Descripcion Description Descrizione | 1 | 2 | 3 | 4 | 5 | 6 | 7 | 8 | 9 | 10 | 11 | 12 | 13 | 14 | 15 | 16 | 17 | 18 | 19 | 20 | |
|-----------------------------------|---|---|---|---|---|---|---|---|---|---|---|----|----|----|----|----|----|----|----|----|----|----|--|
| 12 | 588522 | Joint d'étanchéité Junta de estanqueidad Guarnizióne - - - | - | Dichtungsring - Seal - | 1 | 1 | 1 | 1 | | 1 | | | | 1 | | | | | | | | | |
| 13 | 588518 | Joint anti-extrusion Junta antiextrusión Guarnizióne anti estrusione - | - | Abstützdichtung - Anti-extrusion seal - | 1 | 1 | 1 | 1 | | 1 | | | | 1 | | | | | | | | | |
| 14 | 588498 | Bague de fermeture Anillo de cierre Anello di chiusura - | - | Schlussring - Fastening ring - | 1 | 1 | 1 | 1 | | 1 | | | | 1 | | | | | | | | | |
| 15 | 588521 | Joint racleur Junta Guarnizióne raschiaolio - | - | Dichtung - Wiper seal - | 1 | 1 | 1 | 1 | | 1 | | | | 1 | | | | | | | | | |
| 16 | 561254 | Goupille Pasador Spina - | - | Stift - Pin - | 1 | 1 | 1 | 1 | | 1 | | | | 1 | | | | | | | | | |
| 17 | 588520 | Ralentisseur de débit Válvula de restricción Regolatore di flusso - | - | Druckregler - Flow restrictor - | 1 | 1 | 1 | 1 | | 1 | | | | 1 | | | | | | | | | |
| 18 | 5077 | Joint torique Junta tórica Anello OR - | - | "0" ring - "0" ring - | 1 | 1 | 1 | 1 | | 1 | | | | 1 | | | | | | | | | |
| 19 | 588472 | Bague Anillo Anello - | - | Büchse - Bushing - | 1 | 1 | 1 | 1 | | 1 | | | | 1 | | | | | | | | | |
| 20 | 561442 | Pochette de joints Juego de juntas Kit guarnizióne - | - | Dichtungssatz - Seal kit - | 1 | 1 | 1 | 1 | | 1 | | | | 1 | | | | | | | | | |
| 21 | 65190F312071 | Vérin d'éléva. D:40mm C:2140mm- Cilindro de elevación Cilindro di sollevamento - | - | Hubzylinder - Lifting cylinder - | 1 | 1 | 1 | 1 | | 1 | | | | 1 | | | | | | | | | |

10 CA 172

1er MONTAGE
1ste MONTAGE
1ro MONTAJE
1st MOUNTING
1mo MONTAGGIO

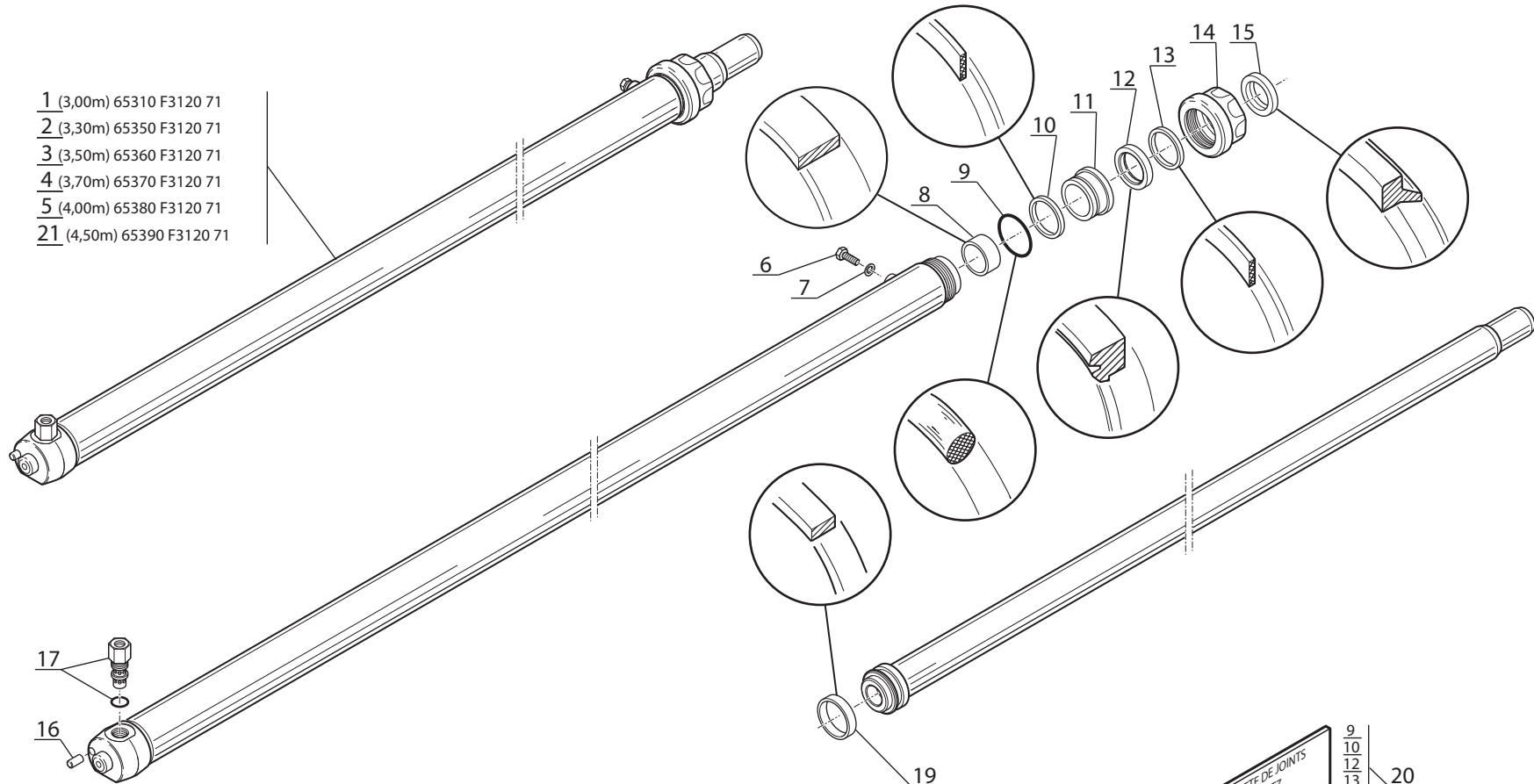
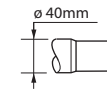
HYDRAULIQUE (Vérin d' élévation gauche)
HYDRAULIK (Link Hubzylinder)
HIDRAULICO (Cilindro de elevación izquierdo)
HYDRAULIC (L.H. Lifting cylinder)
IDRAULICO (Cilindro di sollevamento sinistro)

M 26-2 S.3 / M 30-2 S.3
M 26-4 S.3 / M 30-4 S.3
MC 30 S.3 / M-X 30-4 S.3



COURSE - HUB - CARRERA - STROKE - CORSA

| | |
|----------------|----------------|
| 3,00m - 1490mm | 3,70m - 1780mm |
| 3,30m - 1640mm | 4,00m - 1890mm |
| 3,50m - 1740mm | 4,50m - 2140mm |



- 1 (3,00m) 65310 F3120 71
- 2 (3,30m) 65350 F3120 71
- 3 (3,50m) 65360 F3120 71
- 4 (3,70m) 65370 F3120 71
- 5 (4,00m) 65380 F3120 71
- 21 (4,50m) 65390 F3120 71

POCHETTE DE JOINTS
DICHTUNGSATZ
JUEGO DE JUNTAS
SEAL KIT
SERIE GUARNIZIONE

- 9
- 10
- 12
- 13
- 15
- 19

Catalogue : 647010

| 1 | HYDRAULIQUE (Vérin d'élévation gauche) HYDRAULIK (Link hubzylinder) HIDRAULICO (Cilindro de elevación izquierdo) HYDRAULIC (L.H. lifting cylinder) IDRAULICO (Cilindro di sollevamento sinistro) | | | Qté-Menge-Cant-Qty-Q.ta | | | | | | | | | | | | | | | | | 10 CA | 172 | M |
|----|--|---|---|-------------------------|---|---|---|---|---|---|---|---|----|----|----|----|----|----|----|----|-------|-----|----|
| | Rep Hinw Fig Item Rif | Numéro Teil-Nr Numero Part-Nr Part-Nr | Désignation Bezeichnung Description Description | 1 | 2 | 3 | 4 | 5 | 6 | 7 | 8 | 9 | 10 | 11 | 12 | 13 | 14 | 15 | 16 | 17 | 18 | 19 | 20 |
| 1 | 65310F312071 | Vérin d'éléva. D:40mm C:1490mm- Hubzylinder Cilindro de elevación - Lifting cylinder Cilindro di sollevamento - | | 1 | 1 | 1 | 1 | | | 1 | | | | | | 1 | | | | | | | |
| 2 | 65350F312071 | Vérin d'éléva. D:40mm C:1640mm- Hubzylinder Cilindro de elevación - Lifting cylinder Cilindro di sollevamento - | | 1 | 1 | 1 | 1 | | | 1 | | | | | | 1 | | | | | | | |
| 3 | 65360F312071 | Vérin d'éléva. D:40mm C:1740mm- Hubzylinder Cilindro de elevación - Lifting cylinder Cilindro di sollevamento - | | 1 | 1 | 1 | 1 | | | 1 | | | | | | 1 | | | | | | | |
| 4 | 65370F312071 | Vérin d'éléva. D:40mm C:1780mm- Hubzylinder Cilindro de elevación - Lifting cylinder Cilindro di sollevamento - | | 1 | 1 | 1 | 1 | | | 1 | | | | | | 1 | | | | | | | |
| 5 | 65380F312071 | Vérin d'éléva. D:40mm C:1890mm- Hubzylinder Cilindro de elevación - Lifting cylinder Cilindro di sollevamento - | | 1 | 1 | 1 | 1 | | | 1 | | | | | | 1 | | | | | | | |
| 6 | 588572 | Vis - Schraube Tornillo - Screw Vite - | | 1 | 1 | 1 | 1 | | | 1 | | | | | | 1 | | | | | | | |
| 7 | 179957 | Joint d'étanchéité - Dichtungsring Junta de estanqueidad - Seal Guarnizione - | | 1 | 1 | 1 | 1 | | | 1 | | | | | | 1 | | | | | | | |
| 8 | 588523 | Bague - Büchse Anillo - Bushing Anello - | | 1 | 1 | 1 | 1 | | | 1 | | | | | | 1 | | | | | | | |
| 9 | 182265 | Joint torique - "O" ring Junta tórica - "O" ring Anello OR - | | 1 | 1 | 1 | 1 | | | 1 | | | | | | 1 | | | | | | | |
| 10 | 588519 | Joint anti-extrusion - Abstützdichtung Junta antiextrusión - Anti-extrusion seal Guarnizione anti estrusione - | | 1 | 1 | 1 | 1 | | | 1 | | | | | | 1 | | | | | | | |
| 11 | 588399 | Bague de guidage - Führungsring Anillo de guía - Guide ring Anello - | | 1 | 1 | 1 | 1 | | | 1 | | | | | | 1 | | | | | | | |

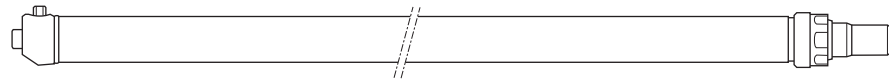


10 CA 219

2ème MONTAGE
2te MONTAGE
2do MONTAJE
2nd MOUNTING
2do MONTAGGIO

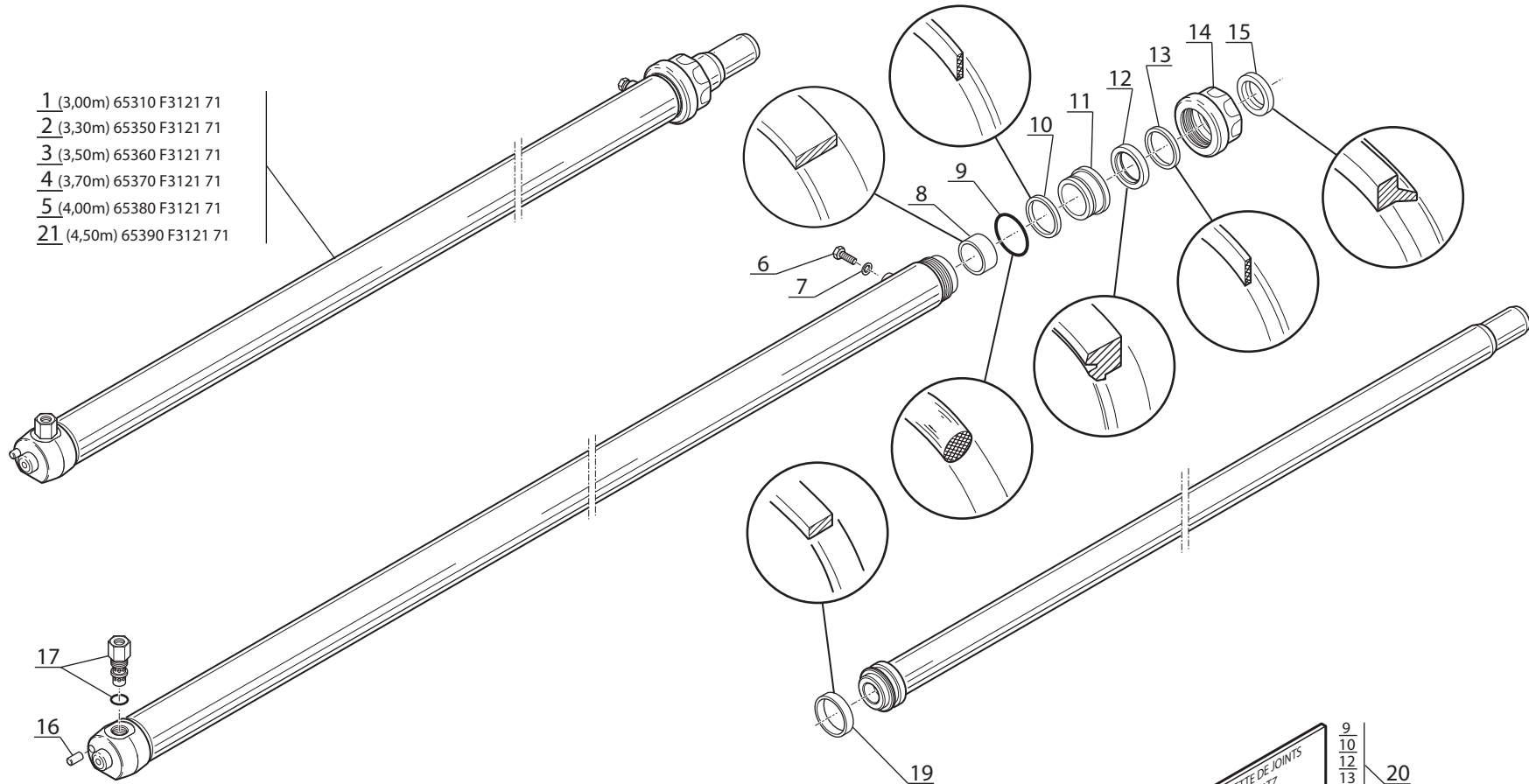
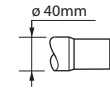
HYDRAULIQUE (Vérin d' élévation gauche)
HYDRAULIK (Link Hubzylinder)
HIDRAULICO (Cilindro de elevación izquierdo)
HYDRAULIC (L.H. Lifting cylinder)
IDRAULICO (Cilindro di sollevamento sinistro)

M 26-2 S.3 / M 30-2 S.3
M 26-4 S.3 / M 30-4 S.3
MC 30 S.3 / M-X 30-4 S.3



COURSE - HUB - CARRERA - STROKE - CORSA

| | |
|----------------|----------------|
| 3,00m - 1490mm | 3,70m - 1780mm |
| 3,30m - 1640mm | 4,00m - 1890mm |
| 3,50m - 1740mm | 4,50m - 2140mm |



- 1 (3,00m) 65310 F3121 71
- 2 (3,30m) 65350 F3121 71
- 3 (3,50m) 65360 F3121 71
- 4 (3,70m) 65370 F3121 71
- 5 (4,00m) 65380 F3121 71
- 21 (4,50m) 65390 F3121 71

POCHETTE DE JOINTS
DICHTUNGSATZ
JUEGO DE JUNTAS
SEAL KIT
SERIE GUARNIZIONE

9
10
12
13
15
19

20

Catalogue : 647010

Qté-Menge-Cant-Qty-Q.ta | 10 CA 219

M

1

HYDRAULIQUE (Vérin d'élévation gauche)
 HYDRAULIK (Link hubzylinder)
 HIDRAULICO (Cilindro de elevación izquierdo)
 HYDRAULIC (L.H. lifting cylinder)
 IDRAULICO (Cilindro di sollevamento sinistro)

| | | | | | | | | | | |
|-----|----|------|----|-------|-------|-----|------|-------|----|-------|
| 1- | M | 26-2 | S3 | E2/E3 | 11- | MC | 70 | PS | S3 | E2/E3 |
| 2- | M | 30-2 | S3 | E2/E3 | 12- | M-X | 30-4 | S3-E3 | | |
| 3- | M | 26-4 | S3 | E2/E3 | 13- | M-X | 50-4 | S3-E3 | | |
| 4- | M | 30-4 | S3 | E2/E3 | 14- | M-X | 70-2 | S3-E3 | | |
| 5- | M | 40-4 | S3 | E2/E3 | 15- | | | | | |
| 6- | M | 50-4 | S3 | E2/E3 | 16- | | | | | |
| 7- | MC | 30 | S3 | E2/E3 | 17- | | | | | |
| 8- | MC | 40 | PS | S3 | E2/E3 | 18- | | | | |
| 9- | MC | 50 | PS | S3 | E2/E3 | 19- | | | | |
| 10- | MC | 60 | PS | S3 | E2/E3 | 20- | | | | |


| Rep Hinw Fig Item Rif | Numéro Teil-Nr Numero Part-Nr Part-Nr | Désignation Bezeichnung Description Description | 1 | 2 | 3 | 4 | 5 | 6 | 7 | 8 | 9 | 10 | 11 | 12 | 13 | 14 | 15 | 16 | 17 | 18 | 19 | 20 |
|-----------------------|---------------------------------------|---|---|---|---|---|---|---|---|---|---|----|----|----|----|----|----|----|----|----|----|----|
| 1 | 65310F312171 | Vérin d'éléva. D:40mm C:1490mm- Hubzylinder Cilindro de elevación - Lifting cylinder Cilindro di sollevamento - | 1 | 1 | 1 | 1 | | | 1 | | | | | 1 | | | | | | | | |
| 2 | 65350F312171 | Vérin d'éléva. D:40mm C:1640mm- Hubzylinder Cilindro de elevación - Lifting cylinder Cilindro di sollevamento - | 1 | 1 | 1 | 1 | | | 1 | | | | | 1 | | | | | | | | |
| 3 | 65360F312171 | Vérin d'éléva. D:40mm C:1740mm- Hubzylinder Cilindro de elevación - Lifting cylinder Cilindro di sollevamento - | 1 | 1 | 1 | 1 | | | 1 | | | | | 1 | | | | | | | | |
| 4 | 65370F312171 | Vérin d'éléva. D:40mm C:1780mm- Hubzylinder Cilindro de elevación - Lifting cylinder Cilindro di sollevamento - | 1 | 1 | 1 | 1 | | | 1 | | | | | 1 | | | | | | | | |
| 5 | 65380F312171 | Vérin d'éléva. D:40mm C:1890mm- Hubzylinder Cilindro de elevación - Lifting cylinder Cilindro di sollevamento - | 1 | 1 | 1 | 1 | | | 1 | | | | | 1 | | | | | | | | |
| 6 | 588572 | Vis - Schraube Tornillo - Screw Vite - | 1 | 1 | 1 | 1 | | | 1 | | | | | 1 | | | | | | | | |
| 7 | 179957 | Joint d'étanchéité - Dichtungsring Junta de estanqueidad - Seal Guarnizione - | 1 | 1 | 1 | 1 | | | 1 | | | | | 1 | | | | | | | | |
| 8 | 588523 | Bague - Büchse Anillo - Bushing Anello - | 1 | 1 | 1 | 1 | | | 1 | | | | | 1 | | | | | | | | |
| 9 | 182265 | Joint torique - "O" ring Junta tórica - "O" ring Anello OR - | 1 | 1 | 1 | 1 | | | 1 | | | | | 1 | | | | | | | | |
| 10 | 588519 | Joint anti-extrusion - Abstützdichtung Junta antiextrusión - Anti-extrusion seal Guarnizione anti estrusione - | 1 | 1 | 1 | 1 | | | 1 | | | | | 1 | | | | | | | | |
| 11 | 588399 | Bague de guidage - Führungsring Anillo de guía - Guide ring Anello - | 1 | 1 | 1 | 1 | | | 1 | | | | | 1 | | | | | | | | |

+

10 CA 173

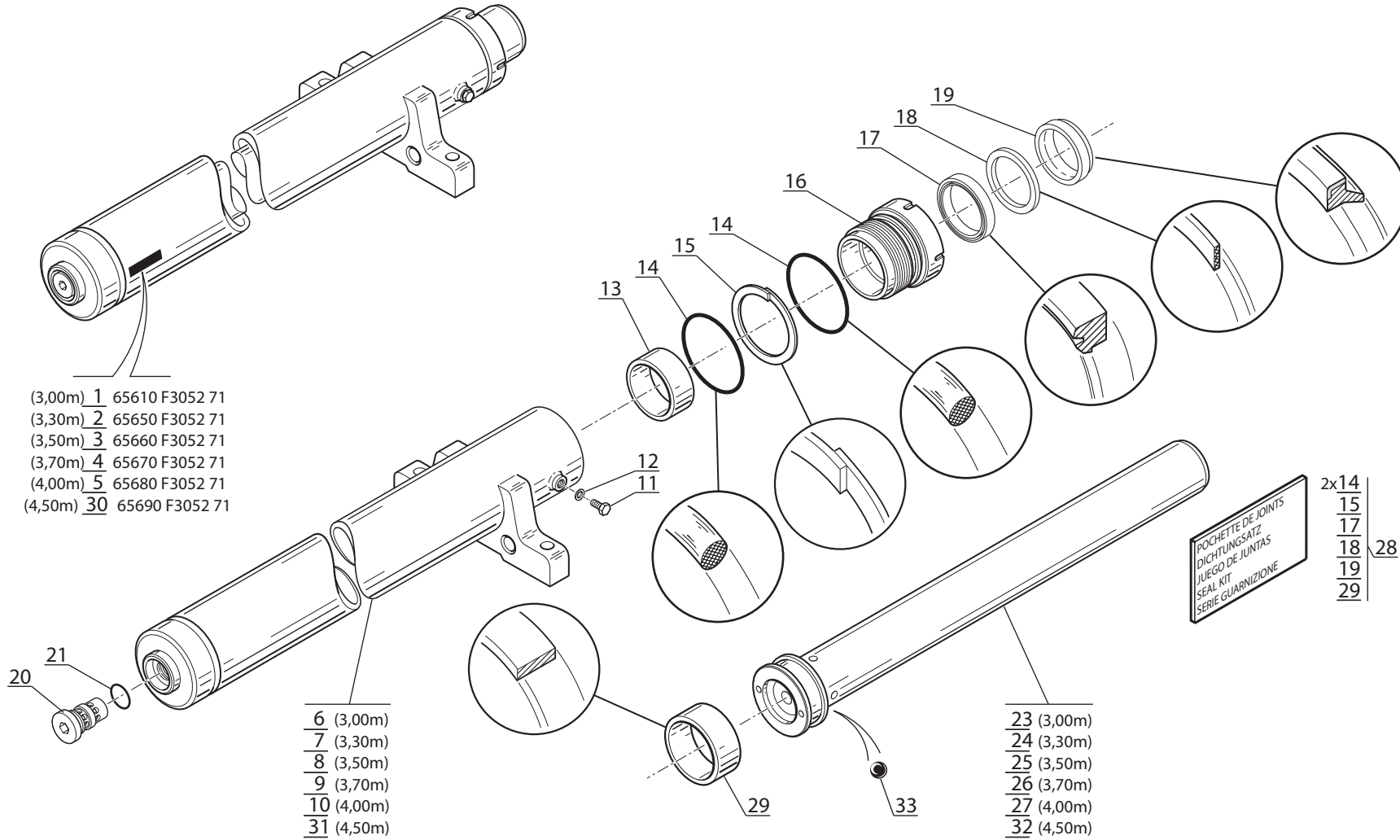
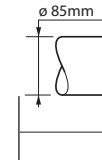
HYDRAULIQUE (Vérin de levée libre)
 HYDRAULIK (Freianstieg zylinder)
 HIDRAULICO (Cilindro de levantamiento libre)
 HYDRAULIC (Free lift cylinder)
 IDRAULICO (Cilindro alzata libera)

M 26-2 S.3 / M 30-2 S.3
M 26-4 S.3 / M 30-4 S.3
MC 30 S.3 / M-X 30-4 S.3



COURSE - HUB - CARRERA
STROKE - CORSA

| | |
|---------------|----------------|
| 3,00m - 755mm | 3,70m - 960mm |
| 3,30m - 830mm | 4,00m - 1055mm |
| 3,50m - 880mm | 4,50m - 1180mm |



- (3,00m) 1 65610 F3052 71
- (3,30m) 2 65650 F3052 71
- (3,50m) 3 65660 F3052 71
- (3,70m) 4 65670 F3052 71
- (4,00m) 5 65680 F3052 71
- (4,50m) 30 65690 F3052 71

- 6 (3,00m)
- 7 (3,30m)
- 8 (3,50m)
- 9 (3,70m)
- 10 (4,00m)
- 31 (4,50m)

- 23 (3,00m)
- 24 (3,30m)
- 25 (3,50m)
- 26 (3,70m)
- 27 (4,00m)
- 32 (4,50m)

POCHETTE DE JOINTS
 DICHTUNGSATZ
 JUEGO DE JUNTAS
 SEAL KIT
 SERIE GUARNIZIONE

- 2x 14
- 15
- 17
- 18 28
- 19
- 29

Catalogue : 647010

Qté-Menge-Cant-Qty-Q.ta | 10 CA 173

M

1

HYDRAULIQUE (Vérin de levée libre)
 HYDRAULIK (Freiansteig zylinder)
 HIDRAULICO (Cilindro de levantamiento libre)
 HYDRAULIC (Free lift cylinder)
 IDRAULICO (Cilindro alzata libera)

| | | | | | | | | | | |
|-----|----|------|----|-------|-------|-----|------|-------|----|-------|
| 1- | M | 26-2 | S3 | E2/E3 | 11- | MC | 70 | PS | S3 | E2/E3 |
| 2- | M | 30-2 | S3 | E2/E3 | 12- | M-X | 30-4 | S3-E3 | | |
| 3- | M | 26-4 | S3 | E2/E3 | 13- | M-X | 50-4 | S3-E3 | | |
| 4- | M | 30-4 | S3 | E2/E3 | 14- | M-X | 70-2 | S3-E3 | | |
| 5- | M | 40-4 | S3 | E2/E3 | 15- | | | | | |
| 6- | M | 50-4 | S3 | E2/E3 | 16- | | | | | |
| 7- | MC | 30 | S3 | E2/E3 | 17- | | | | | |
| 8- | MC | 40 | PS | S3 | E2/E3 | 18- | | | | |
| 9- | MC | 50 | PS | S3 | E2/E3 | 19- | | | | |
| 10- | MC | 60 | PS | S3 | E2/E3 | 20- | | | | |

| Rep Hinw Fig Item Rif | Numéro Teil-Nr Numero Part-Nr Part-Nr | Désignation Bezeichnung Descripcion Description Descrizione | 1 | 2 | 3 | 4 | 5 | 6 | 7 | 8 | 9 | 10 | 11 | 12 | 13 | 14 | 15 | 16 | 17 | 18 | 19 | 20 |
|-----------------------------------|---|--|---|---|---|---|---|---|---|---|---|----|----|----|----|----|----|----|----|----|----|----|
| 1 | 65610F305271 | Vérin de levée libre D: 85mm C: 755mm Freiansteig zylinder Cilindro de levantamiento libre Free lift cylinder Cilindro alzata libera - | 1 | 1 | 1 | 1 | | | 1 | | | | | 1 | | | | | | | | |
| 2 | 65650F305271 | Vérin de levée libre D: 85mm C: 830mm Freiansteig zylinder Cilindro de levantamiento libre Free lift cylinder Cilindro alzata libera - | 1 | 1 | 1 | 1 | | | 1 | | | | | 1 | | | | | | | | |
| 3 | 65660F305271 | Vérin de levée libre D: 85mm C: 880mm Freiansteig zylinder Cilindro de levantamiento libre Free lift cylinder Cilindro alzata libera - | 1 | 1 | 1 | 1 | | | 1 | | | | | 1 | | | | | | | | |
| 4 | 65670F305271 | Vérin de levée libre D: 85mm C: 960mm Freiansteig zylinder Cilindro de levantamiento libre Free lift cylinder Cilindro alzata libera - | 1 | 1 | 1 | 1 | | | 1 | | | | | 1 | | | | | | | | |
| 5 | 65680F305271 | Vérin de levée libre D: 85mm C:1055mm Freiansteig zylinder Cilindro de levantamiento libre Free lift cylinder Cilindro alzata libera - | 1 | 1 | 1 | 1 | | | 1 | | | | | 1 | | | | | | | | |
| 6 | 588818 | Corps de vérin - Zylinder körper Cuerpo de cilindro - Cylinder body Corpo di cilindro - | 1 | 1 | 1 | 1 | | | 1 | | | | | 1 | | | | | | | | |
| 7 | 588819 | Corps de vérin - Zylinder körper Cuerpo de cilindro - Cylinder body Corpo di cilindro - | 1 | 1 | 1 | 1 | | | 1 | | | | | 1 | | | | | | | | |
| 8 | 588820 | Corps de vérin - Zylinder körper Cuerpo de cilindro - Cylinder body Corpo di cilindro - | 1 | 1 | 1 | 1 | | | 1 | | | | | 1 | | | | | | | | |
| 9 | 588821 | Corps de vérin - Zylinder körper Cuerpo de cilindro - Cylinder body Corpo di cilindro - | 1 | 1 | 1 | 1 | | | 1 | | | | | 1 | | | | | | | | |

+

Catalogue : 647010

2

HYDRAULIQUE (Vérin de levée libre)
 HYDRAULIK (Freiansteig zylinder)
 HIDRAULICO (Cilindro de levantamiento libre)
 HYDRAULIC (Free lift cylinder)
 IDRAULICO (Cilindro alzata libera)

Qté-Menge-Cant-Qty-Q.ta

10 CA

173

M

1- M 26-2 S3 E2/E3 11- MC 70 PS S3 E2/E3
 2- M 30-2 S3 E2/E3 12- M-X 30-4 S3-E3
 3- M 26-4 S3 E2/E3 13- M-X 50-4 S3-E3
 4- M 30-4 S3 E2/E3 14- M-X 70-2 S3-E3
 5- M 40-4 S3 E2/E3 15-
 6- M 50-4 S3 E2/E3 16-
 7- MC 30 S3 E2/E3 17-
 8- MC 40 PS S3 E2/E3 18-
 9- MC 50 PS S3 E2/E3 19-
 10- MC 60 PS S3 E2/E3 20-

| Rep Hinw Fig Item Rif | Numéro Teil-Nr Numero Part-Nr Part-Nr | Désignation Bezeichnung Descripcion Description Descrizione | 1 | 2 | 3 | 4 | 5 | 6 | 7 | 8 | 9 | 10 | 11 | 12 | 13 | 14 | 15 | 16 | 17 | 18 | 19 | 20 | |
|-----------------------------------|---|---|---|---|---|---|---|---|---|---|---|----|----|----|----|----|----|----|----|----|----|----|--|
| 10 | 588822 | Corps de vérin Cuerpo de cilindro Corpo di cilindro - Zylinder körper - Cylinder body - | 1 | 1 | 1 | 1 | | | 1 | | | | | 1 | | | | | | | | | |
| 11 | 588572 | Vis Tornillo Vite - Schraube - Screw - | 1 | 1 | 1 | 1 | | | 1 | | | | | 1 | | | | | | | | | |
| 12 | 179957 | Joint d'étanchéité Junta de estanqueidad Guarnizione - Dichtungsring - Seal - | 1 | 1 | 1 | 1 | | | 1 | | | | | 1 | | | | | | | | | |
| 13 | 588552 | Bague Anillo Anello - Büchse - Bushing - | 1 | 1 | 1 | 1 | | | 1 | | | | | 1 | | | | | | | | | |
| 14 | 588488 | Joint torique Junta tórica Anello OR - "0" ring - "0" ring - | 2 | 2 | 2 | 2 | | | 2 | | | | | 2 | | | | | | | | | |
| 15 | 588484 | Joint anti-extrusion Junta antiextrusión Guarnizione anti estrusione - Abstützdichtung - Anti-extrusion seal - | 1 | 1 | 1 | 1 | | | 1 | | | | | 1 | | | | | | | | | |
| 16 | 588553 | Bague de fermeture Anillo de cierre Anello di chiusura - Schlussring - Fastening ring - | 1 | 1 | 1 | 1 | | | 1 | | | | | 1 | | | | | | | | | |
| 17 | 588483 | Joint d'étanchéité Junta de estanqueidad Guarnizione - Dichtungsring - Seal - | 1 | 1 | 1 | 1 | | | 1 | | | | | 1 | | | | | | | | | |
| 18 | 588486 | Joint anti-extrusion Junta antiextrusión Guarnizione anti estrusione - Abstützdichtung - Anti-extrusion seal - | 1 | 1 | 1 | 1 | | | 1 | | | | | 1 | | | | | | | | | |
| 19 | 588487 | Joint racleur Junta Guarnizione raschiaolio - Dichtung - Wiper seal - | 1 | 1 | 1 | 1 | | | 1 | | | | | 1 | | | | | | | | | |
| 20 | 588551 | Ralentisseur de débit Válvula de restricción Regolatore di flusso - Druckregler - Flow restrictor - | 1 | 1 | 1 | 1 | | | 1 | | | | | 1 | | | | | | | | | |

+

Catalogue : 647010

3

HYDRAULIQUE (Vérin de levée libre)
 HYDRAULIK (Freiansteig zylinder)
 HIDRAULICO (Cilindro de levantamiento libre)
 HYDRAULIC (Free lift cylinder)
 IDRAULICO (Cilindro alzata libera)

Qté-Menge-Cant-Qty-Q.ta

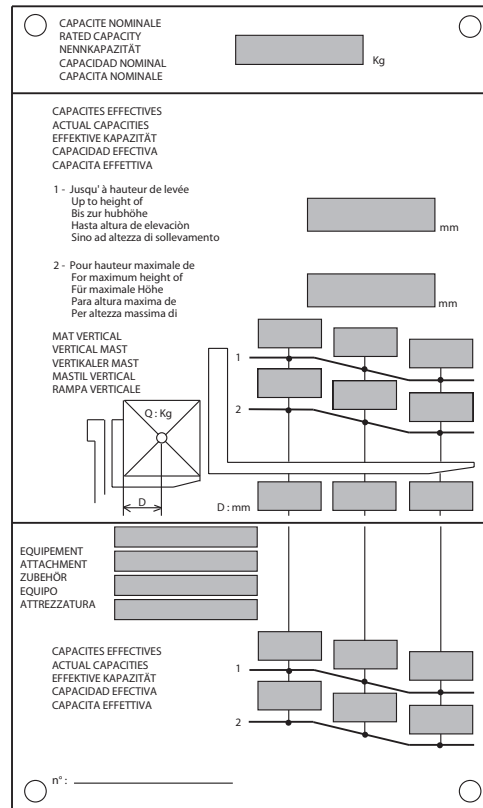
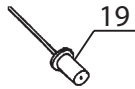
10 CA

173

M

1- M 26-2 S3 E2/E3 11- MC 70 PS S3 E2/E3
 2- M 30-2 S3 E2/E3 12- M-X 30-4 S3-E3
 3- M 26-4 S3 E2/E3 13- M-X 50-4 S3-E3
 4- M 30-4 S3 E2/E3 14- M-X 70-2 S3-E3
 5- M 40-4 S3 E2/E3 15-
 6- M 50-4 S3 E2/E3 16-
 7- MC 30 S3 E2/E3 17-
 8- MC 40 PS S3 E2/E3 18-
 9- MC 50 PS S3 E2/E3 19-
 10- MC 60 PS S3 E2/E3 20-

| Rep Hinw Fig Item Rif | Numéro Teil-Nr Numero Part-Nr Part-Nr | Désignation Bezeichnung Descripcion Description Descrizione | 1 | 2 | 3 | 4 | 5 | 6 | 7 | 8 | 9 | 10 | 11 | 12 | 13 | 14 | 15 | 16 | 17 | 18 | 19 | 20 | |
|-----------------------------------|---|---|---|---|---|---|---|---|---|---|---|----|----|----|----|----|----|----|----|----|----|----|--|
| 21 | 588464 | Joint torique Junta tórica Anello OR - "0" ring - "0" ring - | 1 | 1 | 1 | 1 | | | 1 | | | | | 1 | | | | | | | | | |
| 23 | 564577 | Tige de vérin Vástago de cilindro Stelo del cilindro - Zylinder stange - Cylinder rod - | 1 | 1 | 1 | 1 | | | 1 | | | | | 1 | | | | | | | | | |
| 24 | 564578 | Tige de vérin Vástago de cilindro Stelo del cilindro - Zylinder stange - Cylinder rod - | 1 | 1 | 1 | 1 | | | 1 | | | | | 1 | | | | | | | | | |
| 25 | 564579 | Tige de vérin Vástago de cilindro Stelo del cilindro - Zylinder stange - Cylinder rod - | 1 | 1 | 1 | 1 | | | 1 | | | | | 1 | | | | | | | | | |
| 26 | 564580 | Tige de vérin Vástago de cilindro Stelo del cilindro - Zylinder stange - Cylinder rod - | 1 | 1 | 1 | 1 | | | 1 | | | | | 1 | | | | | | | | | |
| 27 | 564581 | Tige de vérin Vástago de cilindro Stelo del cilindro - Zylinder stange - Cylinder rod - | 1 | 1 | 1 | 1 | | | 1 | | | | | 1 | | | | | | | | | |
| 28 | 563472 | Pochette de joints Juego de juntas Kit guarnizióne - Dichtungsatz - Seal kit - | 1 | 1 | 1 | 1 | | | 1 | | | | | 1 | | | | | | | | | |
| 29 | 652513362071 | Joint de piston Junta Guarnizióne - Dichtung - Piston seal - | 1 | 1 | 1 | 1 | | | 1 | | | | | 1 | | | | | | | | | |
| 30 | 65690F305271 | Vérin de levée libre D: 85mm C:1180mm Freiansteig zylinder Cilindro de levantamiento libre Free lift cylinder Cilindro alzata libera - | 1 | 1 | 1 | 1 | | | 1 | | | | | 1 | | | | | | | | | |
| 31 | 603499 | Corps de vérin Cuerpo de cilindro Corpo di cilindro - Zylinder körper - Cylinder body - | 1 | 1 | 1 | 1 | | | 1 | | | | | 1 | | | | | | | | | |
| 32 | 603498 | Tige de vérin Vástago de cilindro Stelo del cilindro - Zylinder stange - Cylinder rod - | 1 | 1 | 1 | 1 | | | 1 | | | | | 1 | | | | | | | | | |



- 1 (3.00m)
- 2 (3.30m)
- 3 (3.50m)
- 4 (3.70m)
- 5 (4.00m)
- 6 (4.50m)

M26-2 / M26-4

- 7 (3.00m)
- 8 (3.30m)
- 9 (3.50m)
- 10 (3.70m)
- 11 (4.00m)
- 12 (4.50m)

MC30

- 13 (3.00m)
- 14 (3.30m)
- 15 (3.50m)
- 16 (3.70m)
- 17 (4.00m)
- 18 (4.50m)

M30-2 / M30-4

Catalogue : 647010

Qté-Menge-Cant-Qty-Q.ta

12 AA

231

M

1

ABAQUE DE CHARGE
BELASTUNG TABELLE
ABACO DE CARGA
LOAD CHART
DIAGRAMMA DI CARICO

- | | |
|-----------------------|-----------------------|
| 1- M 26-2 S3 E2/E3 | 11- MC 70 PS S3 E2/E3 |
| 2- M 30-2 S3 E2/E3 | 12- M-X 30-4 S3-E3 |
| 3- M 26-4 S3 E2/E3 | 13- M-X 50-4 S3-E3 |
| 4- M 30-4 S3 E2/E3 | 14- M-X 70-2 S3-E3 |
| 5- M 40-4 S3 E2/E3 | 15- |
| 6- M 50-4 S3 E2/E3 | 16- |
| 7- MC 30 S3 E2/E3 | 17- |
| 8- MC 40 PS S3 E2/E3 | 18- |
| 9- MC 50 PS S3 E2/E3 | 19- |
| 10- MC 60 PS S3 E2/E3 | 20- |

| Rep Hinw Fig Item Rif | Numéro Teil-Nr Numero Part-Nr Part-Nr | Désignation Bezeichnung Description Descrizione | 1 | 2 | 3 | 4 | 5 | 6 | 7 | 8 | 9 | 10 | 11 | 12 | 13 | 14 | 15 | 16 | 17 | 18 | 19 | 20 |
|-----------------------------------|---|---|---|---|---|---|---|---|---|---|---|----|----|----|----|----|----|----|----|----|----|----|
| 1 | 221078 | Abaque M TDL /26/3M M - Belastung tabelle Abaco de carga - Load chart Diagramma di carico - | 1 | | 1 | | | | | | | | | | | | | | | | | |
| 2 | 221079 | Abaque M TDL /26/3M30 M - Belastung tabelle Abaco de carga - Load chart Diagramma di carico - | 1 | | 1 | | | | | | | | | | | | | | | | | |
| 3 | 221080 | Abaque M TDL /26/3M50 M - Belastung tabelle Abaco de carga - Load chart Diagramma di carico - | 1 | | 1 | | | | | | | | | | | | | | | | | |
| 4 | 221081 | Abaque M TDL /26/3M70 M - Belastung tabelle Abaco de carga - Load chart Diagramma di carico - | 1 | | 1 | | | | | | | | | | | | | | | | | |
| 5 | 221082 | Abaque M TDL /26/4M M - Belastung tabelle Abaco de carga - Load chart Diagramma di carico - | 1 | | 1 | | | | | | | | | | | | | | | | | |
| 6 | 221083 | Abaque M TDL /26/4M50 M - Belastung tabelle Abaco de carga - Load chart Diagramma di carico - | 1 | | 1 | | | | | | | | | | | | | | | | | |
| 7 | 218156 | Abaque M TDL /30/3M M - Belastung tabelle Abaco de carga - Load chart Diagramma di carico - | | | | | | | 1 | | | | | | | | | | | | | |
| 8 | 218157 | Abaque M TDL /30/3M30 M - Belastung tabelle Abaco de carga - Load chart Diagramma di carico - | | | | | | | 1 | | | | | | | | | | | | | |
| 9 | 218158 | Abaque M TDL /30/3M50 M - Belastung tabelle Abaco de carga - Load chart Diagramma di carico - | | | | | | | 1 | | | | | | | | | | | | | |
| 10 | 218159 | Abaque M TDL /30/3M70 M - Belastung tabelle Abaco de carga - Load chart Diagramma di carico - | | | | | | | 1 | | | | | | | | | | | | | |
| 11 | 221068 | Abaque M TDL /30/4M M - Belastung tabelle Abaco de carga - Load chart Diagramma di carico - | | | | | | | 1 | | | | | | | | | | | | | |

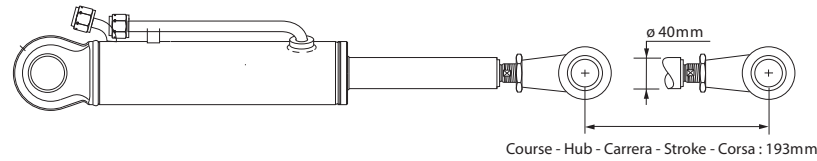
+

INCLINAISON MAT DOUBLE
DOPPELT HUBMAST NEIGUNG
INCLINACION MASTIL DOBLE
DOUBLE MAST TILTING
INCLINAZIONE RAMPA DUPLEX

10 CD 37

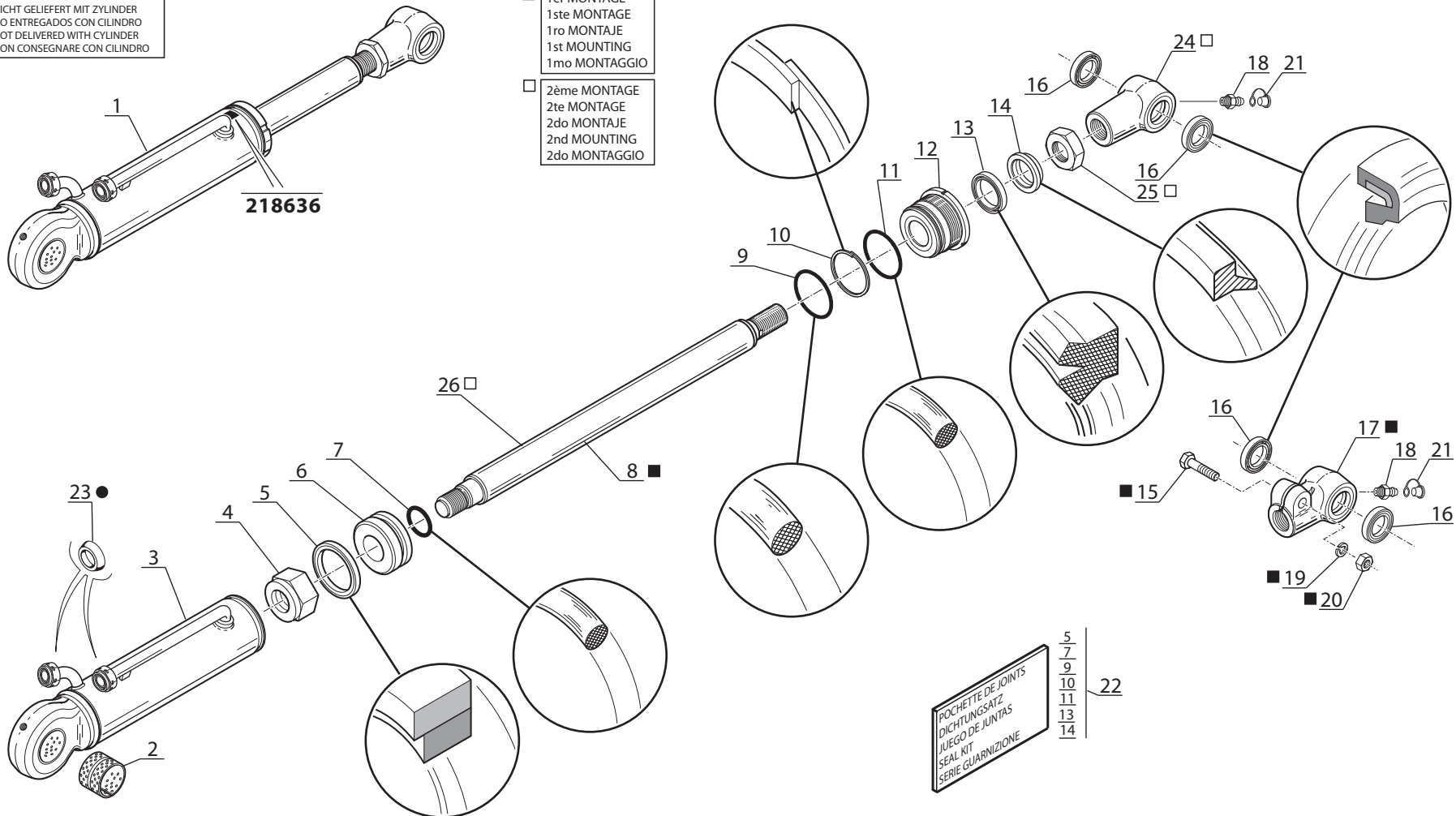
HYDRAULIQUE (Vérin d'inclinaison) (Inclinaison standard 6°/12°)
 HYDRAULIK (Neigungszylinder) (Standard neigung 6°/12°)
 HIDRAULICO (Cilindro de inclinación) (Inclinación estandar 6°/12°)
 HYDRAULIC (Tilting cylinder) (Standard tilting 6°/12°)
 IDRAULICO (Cilindro di inclinazione) (Inclinazione standard 6°/12°)

M 26-2 T S.3-E3 / M 30-2 T S.3-E3
 M 26-4 T S.3-E3 / M 30-4 T S.3-E3
 M-X 30-4 S.3-E3



● NON LIVRE AVEC VERIN
 NICHT GELIEFERT MIT ZYLINDER
 NO ENTREGADOS CON CILINDRO
 NOT DELIVERED WITH CYLINDER
 NON CONSEGNARE CON CILINDRO

- 1er MONTAGE
 1ste MONTAGE
 1ro MONTAJE
 1st MOUNTING
 1mo MONTAGGIO
- 2ème MONTAGE
 2te MONTAGE
 2do MONTAJE
 2nd MOUNTING
 2do MONTAGGIO



Catalogue : 647010

2

HYDRAULIQUE (Vérin d'inclinaison) (standard 6°/12°)
 HYDRAULIK (Neigungszylinder) (standard 6°/12°)
 HIDRAULICO (Cilindro de inclinación) (estándar 6°/12°)
 HYDRAULIC (Tilting cylinder) (standard 6°/12°)
 IDRAULICO (Cilindro inclinazione) (standard 6°/12°)

Qté-Menge-Cant-Qty-Q.ta

10 CD

37

M

1- M 26-2 S3 E2/E3 11- MC 70 PS S3 E2/E3
 2- M 30-2 S3 E2/E3 12- M-X 30-4 S3-E3
 3- M 26-4 S3 E2/E3 13- M-X 50-4 S3-E3
 4- M 30-4 S3 E2/E3 14- M-X 70-2 S3-E3
 5- M 40-4 S3 E2/E3 15-
 6- M 50-4 S3 E2/E3 16-
 7- MC 30 S3 E2/E3 17-
 8- MC 40 PS S3 E2/E3 18-
 9- MC 50 PS S3 E2/E3 19-
 10- MC 60 PS S3 E2/E3 20-

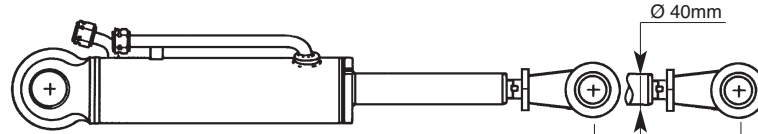
| Rep Hinw Fig Item Rif | Número Teil-Nr Numero Part-Nr Part-Nr | Désignation Bezeichnung Descripcion Description Descrizione | 1 | 2 | 3 | 4 | 5 | 6 | 7 | 8 | 9 | 10 | 11 | 12 | 13 | 14 | 15 | 16 | 17 | 18 | 19 | 20 | |
|-----------------------------------|---|---|---|---|---|---|---|---|---|---|---|----|----|----|----|----|----|----|----|----|----|----|--|
| 12 | 549245 | Bague de fermeture Anillo de cierre Anello di chiusura - Schlussring - Fastening ring - | 1 | 1 | 1 | 1 | | | | | | | | 1 | | | | | | | | | |
| 13 | 5316 | Joint d'étanchéité Junta de estanqueidad Guarnizione - Dichtungsring - Seal - | 1 | 1 | 1 | 1 | | | | | | | | 1 | | | | | | | | | |
| 14 | 1878 | Joint d'étanchéité Junta de estanqueidad Guarnizione - Dichtungsring - Seal - | 1 | 1 | 1 | 1 | | | | | | | | 1 | | | | | | | | | |
| 15 | 58558 | Vis H,M14- 60-8.8-ZN8/C Tornillo Vite - Schraube - Screw - | 1 | 1 | 1 | 1 | | | | | | | | 1 | | | | | | | | | |
| 16 | 561269 | Joint d'étanchéité Junta de estanqueidad Guarnizione - Dichtungsring - Seal - | 2 | 2 | 2 | 2 | | | | | | | | 2 | | | | | | | | | |
| 17 | 561268 | Embout de vérin d'inclinaison Cabo de cilindro de inclinación Tilt ram end tube Ghiera di cilindro inclinazione - Gabelkopf der neigezylinder | 1 | 1 | 1 | 1 | | | | | | | | 1 | | | | | | | | | |
| 18 | 269 | Graisseur Engrasador Ingrassatore - Schmiernippel - Greaser - | 1 | 1 | 1 | 1 | | | | | | | | 1 | | | | | | | | | |
| 19 | 42256 | Rondelle W14 ZN Arandela Rondella - Unterlegscheibe - Washer - | 1 | 1 | 1 | 1 | | | | | | | | 1 | | | | | | | | | |
| 20 | 42324 | Ecrou H ,M14 zingué Tuerca Dado - Mutter - Nut - | 1 | 1 | 1 | 1 | | | | | | | | 1 | | | | | | | | | |
| 21 | 192777 | Capuchon Capuchón Cappuccio - Kappe - Cap - | 1 | 1 | 1 | 1 | | | | | | | | 1 | | | | | | | | | |
| 22 | 548000 | Pochette de joints Juego de juntas Kit guarnizione - Dichtungsatz - Seal kit - | 1 | 1 | 1 | 1 | | | | | | | | 1 | | | | | | | | | |

+

10 CD 38

HYDRAULIQUE (Vérin d'inclinaison) (Inclinaison standard 6°/12°)
 HYDRAULIK (Neigungszylinder) (Standard neigung 6°/12°)
 HIDRAULICO (Cilindro de inclinación) (Inclinación estandar 6°/12°)
 HYDRAULIC (Tilting cylinder) (Standard tilting 6°/12°)
 IDRAULICO (Cilindro di inclinazione) (Inclinazione standard 6°/12°)

MC 30 S.3

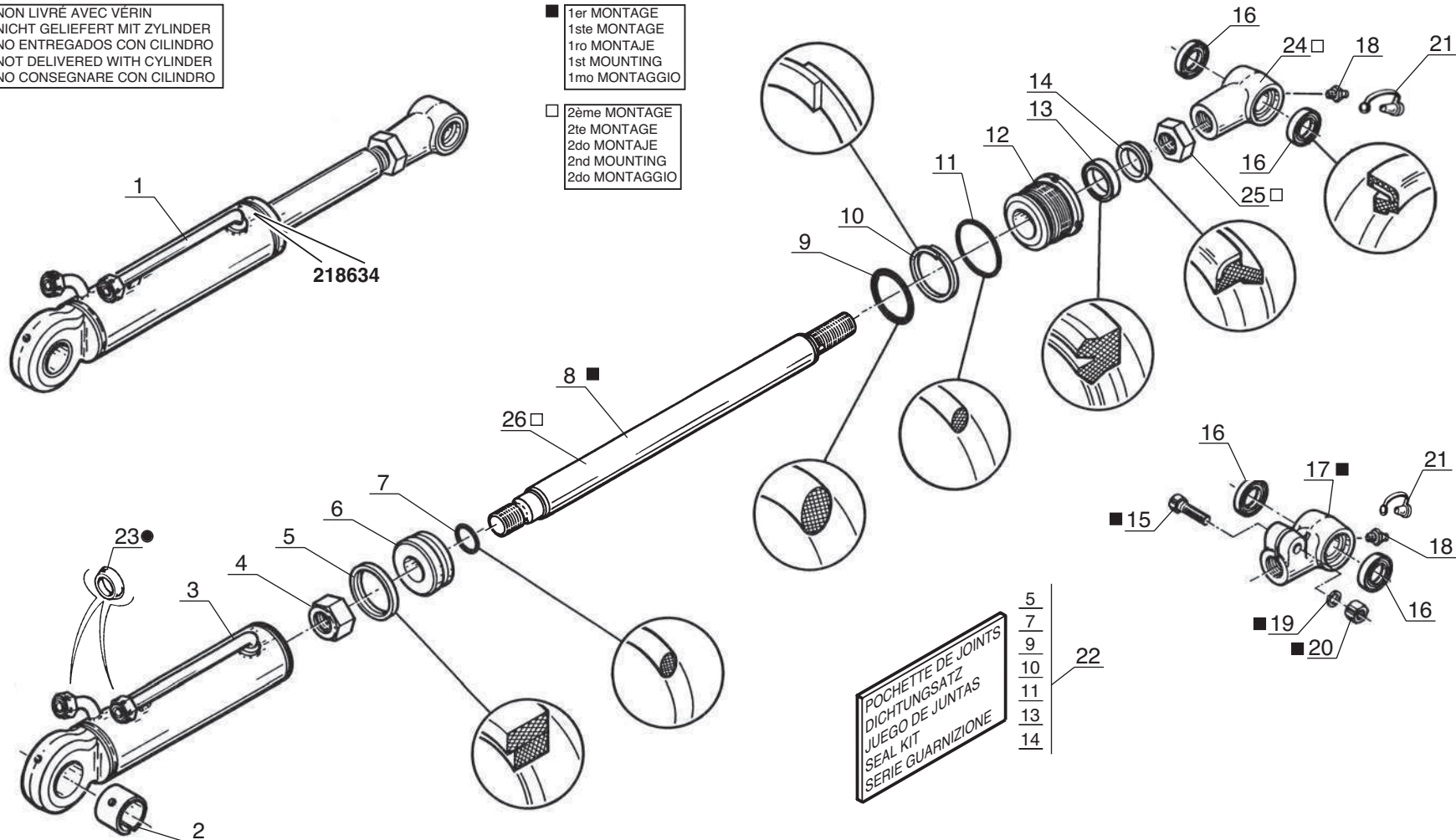


COURSE-HUB-CARRERA-STROKE-CORSA : 193 mm

● NON LIVRÉ AVEC VÉRIN
 NICHT GELIEFERT MIT ZYLINDER
 NO ENTREGADOS CON CILINDRO
 NOT DELIVERED WITH CYLINDER
 NO CONSEGNARE CON CILINDRO

■ 1er MONTAGE
 1ste MONTAGE
 1ro MONTAJE
 1st MOUNTING
 1mo MONTAGGIO

□ 2ème MONTAGE
 2te MONTAGE
 2do MONTAJE
 2nd MOUNTING
 2do MONTAGGIO



POCHETTE DE JOINTS
 DICHTUNGSATZ
 JUEGO DE JUNTAS
 SEAL KIT
 SERIE GUARNIZIONE

- 5
- 7
- 9
- 10
- 11
- 13
- 14

22

Catalogue : 647010

3

HYDRAULIQUE (Vérin d'inclinaison) (standard 6°/12°)
 HYDRAULIK (Neigungszylinder) (standard 6°/12°)
 HIDRAULICO (Cilindro de inclinación) (estándard 6°/12°)
 HYDRAULIC (Tilting cylinder) (standard 6°/12°)
 IDRAULICO (Cilindro inclinazione) (standard 6°/12°)

Qté-Menge-Cant-Qty-Q.ta

10 CD

38

M

- | | |
|-----------------------|-----------------------|
| 1- M 26-2 S3 E2/E3 | 11- MC 70 PS S3 E2/E3 |
| 2- M 30-2 S3 E2/E3 | 12- M-X 30-4 S3-E3 |
| 3- M 26-4 S3 E2/E3 | 13- M-X 50-4 S3-E3 |
| 4- M 30-4 S3 E2/E3 | 14- M-X 70-2 S3-E3 |
| 5- M 40-4 S3 E2/E3 | 15- |
| 6- M 50-4 S3 E2/E3 | 16- |
| 7- MC 30 S3 E2/E3 | 17- |
| 8- MC 40 PS S3 E2/E3 | 18- |
| 9- MC 50 PS S3 E2/E3 | 19- |
| 10- MC 60 PS S3 E2/E3 | 20- |

| Rep Hinw Fig Item Rif | Numéro Teil-Nr Numero Part-Nr Part-Nr | Désignation Bezeichnung Descripcion Description Descrizione | Qté-Menge-Cant-Qty-Q.ta | | | | | | | | | | | | | | | | | | | |
|-----------------------------------|---|--|-------------------------|---|---|---|---|---|---|---|---|----|----|----|----|----|----|----|----|----|----|----|
| | | | 1 | 2 | 3 | 4 | 5 | 6 | 7 | 8 | 9 | 10 | 11 | 12 | 13 | 14 | 15 | 16 | 17 | 18 | 19 | 20 |
| 23 | 169437 | Joint d'étanchéité Junta de estanqueidad Guarnizione - Dichtungsring - Seal - | | | | | | | | | 2 | | | | | | | | | | | |
| 24 | 588726 | Embout de vérin Cabo de cilindro Ghiera di cilindro - Zylinderkopf - Ram end tube - | | | | | | | | | 1 | | | | | | | | | | | |
| 25 | 588727 | Ecrou Tuerca Dado - Mutter - Nut - | | | | | | | | | 1 | | | | | | | | | | | |
| 26 | 562137 | Tige de vérin Vástago de cilindro Stelo del cilindro - Zylinder stange - Cylinder rod - | | | | | | | | | 1 | | | | | | | | | | | |

**MAT DOUBLE A LEVEE LIBRE TOTALE
DOPPELT HUBMAST TOTAL FREIANSTEIG
MASTIL DOBLE A LEVANTAMIENTO LIBRE TOTAL
DOUBLE MAST TOTAL FREE LIFT
RAMPA DUPLEX A LEVATA LIBERA TOTALE**

3,00 m à / bis / a / to / a 4,00m

FEM A

Ref : 572 344

à / bis / a / to

Ref : 572 348

Ref : 572 354

à / bis / a / to

Ref : 572 358

FEM B

Ref : 572 498

à / bis / a / to

Ref : 572 502

Ref : 572 508

à / bis / a / to

Ref : 572 512

M40-4 S3

MC 40 PS S3

M50-4 S3

MC 50 PS S3

M-X 50-4 S3

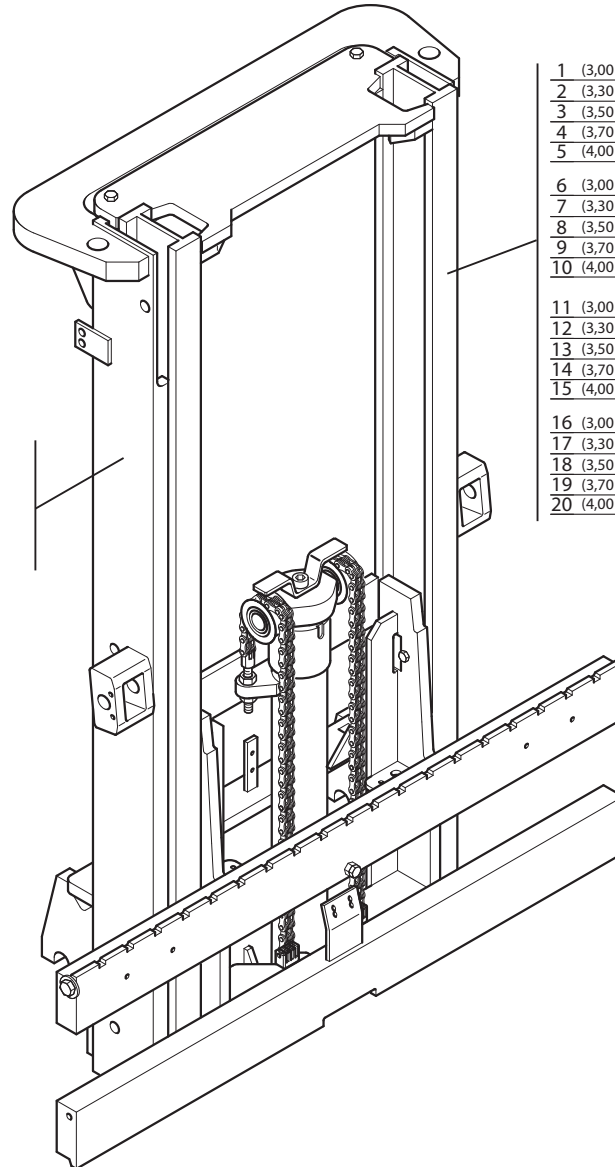
MAT DOUBLE A LEVEE LIBRE TOTALE (Hauteur de levée : 3,00m à 4,00m)
 DOPPELT HUBMAST TOTAL FREIANSTEIG (Hubhöhe : 3,00m bis 4,00m)
 MASTIL DOBLE A LEVANTAMIENTO LIBRE TOTALE (Altura de levantamiento : 3,00m a 4,00m)
 DOUBLE MAST TOTAL FREE LIFT (Lift height : 3,00m to 4,00m)
 RAMPA DUPLEX A LEVATA LIBERA TOTALE (Altezza di sollevamento : 3,00m a 4,00m)
 (Inclinaison standard - Standard neigung - Inclinação estandard - Standard tilting - Inclinação standard : 15°/15°)

5 AA 71

M 40-4 S.3 / M 50-4 S.3
MC 40 PS S.3 / MC 50 PS S.3
M-X 50-4 S.3

▲ N° DE MAT A SPECIFIER POUR TOUTE COMMANDE DE PIECES
 HUBMAST NUMMER ZUGEBEN FÜR ALLE TEILE
 N° DE MASTIS A ESPECIFICAR PARA TODAS PEDIDAS DE PIEZAS
 MAST NUMBER TO SPECIFY FOR ALL PARTS ORDER
 N° CARRELLO DA SPECIFICARE PER TUTTE GU ORDINI DEL PARTICOLARI

◀ 5 AA 35 - 5 AA 50 - 5 AC 12
 10 AC 39 - 10 AC 45 - 10 AD 81
 10 AD 97 - 10 CA 121 - 10 CA 135
 10 CA 166 - 12 AA 163



| | |
|--------------------|----------|
| 1 | (3,00 m) |
| 2 | (3,30 m) |
| 3 | (3,50 m) |
| 4 | (3,70 m) |
| 5 | (4,00 m) |
| FEM A (4t.) | |
| 6 | (3,00 m) |
| 7 | (3,30 m) |
| 8 | (3,50 m) |
| 9 | (3,70 m) |
| 10 | (4,00 m) |
| FEM B (4t.) | |
| 11 | (3,00 m) |
| 12 | (3,30 m) |
| 13 | (3,50 m) |
| 14 | (3,70 m) |
| 15 | (4,00 m) |
| FEM A (5t.) | |
| 16 | (3,00 m) |
| 17 | (3,30 m) |
| 18 | (3,50 m) |
| 19 | (3,70 m) |
| 20 | (4,00 m) |
| FEM B (5t.) | |

Catalogue : 647010

2

MAT DOUBLE 3m00 à 4m00 (Inclinaison standard 15°/15°)
 DOPPELT HUBMAST 3m00 bis 4m00 (Standard neigung 15°/15°)
 MASTIL DOBLE 3m00 a 4m00 (Inclinación estándar 15°/15°)
 DOUBLE MAST 3m00 a 4m00 (Standard tilting 15°/15°)
 ALBERO DOPPIO 3m00 a 4m00 (Inclinazione standard 15°/15°)

Qté-Menge-Cant-Qty-Q.ta

5 AA

71

M

| | | | | | | | | | | |
|-----|----|------|----|-------|-------|-----|------|-------|----|-------|
| 1- | M | 26-2 | S3 | E2/E3 | 11- | MC | 70 | PS | S3 | E2/E3 |
| 2- | M | 30-2 | S3 | E2/E3 | 12- | M-X | 30-4 | S3-E3 | | |
| 3- | M | 26-4 | S3 | E2/E3 | 13- | M-X | 50-4 | S3-E3 | | |
| 4- | M | 30-4 | S3 | E2/E3 | 14- | M-X | 70-2 | S3-E3 | | |
| 5- | M | 40-4 | S3 | E2/E3 | 15- | | | | | |
| 6- | M | 50-4 | S3 | E2/E3 | 16- | | | | | |
| 7- | MC | 30 | S3 | E2/E3 | 17- | | | | | |
| 8- | MC | 40 | PS | S3 | E2/E3 | 18- | | | | |
| 9- | MC | 50 | PS | S3 | E2/E3 | 19- | | | | |
| 10- | MC | 60 | PS | S3 | E2/E3 | 20- | | | | |

| Rep Hinw Fig Item Rif | Numéro Teil-Nr Numero Part-Nr Part-Nr | Désignation Bezeichnung Descripcion Description Descrizione |
|-----------------------------------|---|---|
| 12 | 572355 | Mât double complet (3,30 m) - Kompletter doppelt hubmast Mastil doble completo - Complete double mast Rampa duplex completo - |
| 13 | 572356 | Mât double complet (3,50 m) - Kompletter doppelt hubmast Mastil doble completo - Complete double mast Rampa duplex completo - |
| 14 | 572357 | Mât double complet (3,70 m) - Kompletter doppelt hubmast Mastil doble completo - Complete double mast Rampa duplex completo - |
| 15 | 572358 | Mât double complet (4,00 m) - Kompletter doppelt hubmast Mastil doble completo - Complete double mast Rampa duplex completo - |
| 16 | 572508 | Mât double complet (3,00 m) - Kompletter doppelt hubmast Mastil doble completo - Complete double mast Rampa duplex completo - |
| 17 | 572509 | Mât double complet (3,30 m) - Kompletter doppelt hubmast Mastil doble completo - Complete double mast Rampa duplex completo - |
| 18 | 572510 | Mât double complet (3,50 m) - Kompletter doppelt hubmast Mastil doble completo - Complete double mast Rampa duplex completo - |
| 19 | 572511 | Mât double complet (3,70 m) - Kompletter doppelt hubmast Mastil doble completo - Complete double mast Rampa duplex completo - |
| 20 | 572512 | Mât double complet (4,00 m) - Kompletter doppelt hubmast Mastil doble completo - Complete double mast Rampa duplex completo - |

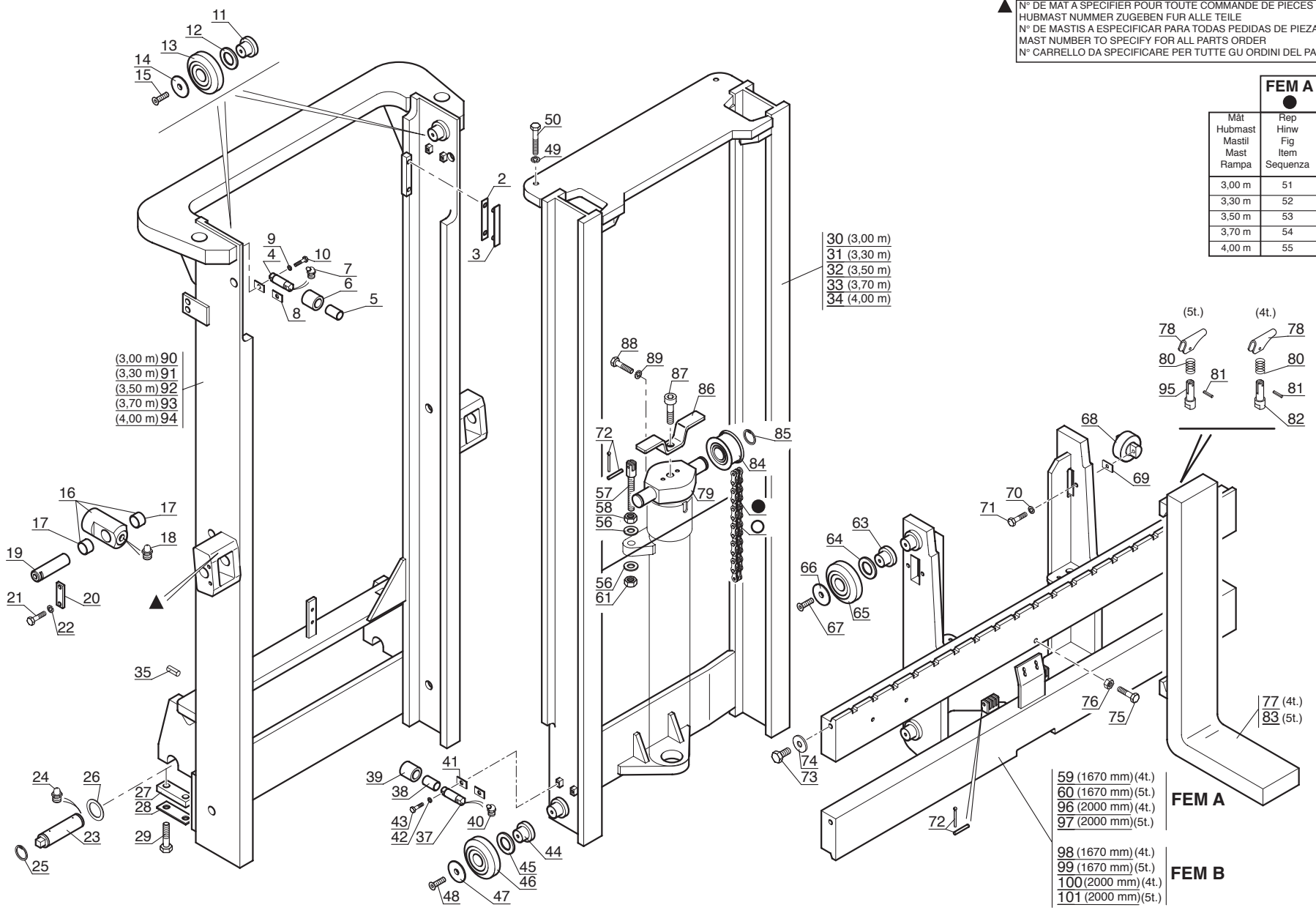
| 1 | 2 | 3 | 4 | 5 | 6 | 7 | 8 | 9 | 10 | 11 | 12 | 13 | 14 | 15 | 16 | 17 | 18 | 19 | 20 |
|---|---|---|---|---|---|---|---|---|----|----|----|----|----|----|----|----|----|----|----|
| | | | | | 1 | | | 1 | | | | | | | | | | | |
| | | | | | 1 | | | 1 | | | | | | | | | | | |
| | | | | | 1 | | | 1 | | | | | | | | | | | |
| | | | | | 1 | | | 1 | | | | | | | | | | | |
| | | | | | 1 | | | 1 | | | | | | | | | | | |
| | | | | | 1 | | | 1 | | | | | | | | | | | |
| | | | | | 1 | | | 1 | | | | | | | | | | | |
| | | | | | 1 | | | 1 | | | | | | | | | | | |

MAT DOUBLE A LEVEE LIBRE TOTALE (Hauteur de levée : 3,00m à 4,00m)
 DOPPELT HUBMAST TOTAL FREIANSTEIG (Hubhöhe : 3,00m bis 4,00m)
 MASTIL DOBLE A LEVANTAMIENTO LIBRE TOTALE (Altura de levantamiento : 3,00m a 4,00m)
 DOUBLE MAST TOTAL FREE LIFT (Lift height : 3,00m to 4,00m)
 RAMPA DUPLEX A LEVATA LIBERA TOTALE (Altezza di sollevamento : 3,00m a 4,00m)
 (Inclinaison standard - Standard neigung - Inclinação estandard - Standard tilting - Inclinação standard : 15°/15°)

5 AA 35

MC 40 PS S.3 / MC 50 PS S.3

▲ N° DE MAT A SPECIFIER POUR TOUTE COMMANDE DE PIECES
 HUBMAST NUMMER ZUGEBEN FUR ALLE TEILE
 N° DE MASTIS A ESPECIFICAR PARA TODAS PEDIDAS DE PIEZAS
 MAST NUMBER TO SPECIFY FOR ALL PARTS ORDER
 N° CARRELLI DA SPECIFICARE PER TUTTE GLI ORDINI DEL PARTICOLARI



| Mat Hubmast Mastil Mast Rampa | FEM A | FEM B |
|---|--|--|
| | Rep Hinw Fig Item Sequenza | Rep Hinw Fig Item Sequenza |
| 3,00 m | 51 | 102 |
| 3,30 m | 52 | 103 |
| 3,50 m | 53 | 104 |
| 3,70 m | 54 | 105 |
| 4,00 m | 55 | 106 |

- 30 (3,00 m)
- 31 (3,30 m)
- 32 (3,50 m)
- 33 (3,70 m)
- 34 (4,00 m)

- (3,00 m) 90
- (3,30 m) 91
- (3,50 m) 92
- (3,70 m) 93
- (4,00 m) 94

- 59 (1670 mm) (4t.)
 - 60 (1670 mm) (5t.)
 - 96 (2000 mm) (4t.)
 - 97 (2000 mm) (5t.)
- FEM A**
- 98 (1670 mm) (4t.)
 - 99 (1670 mm) (5t.)
 - 100 (2000 mm) (4t.)
 - 101 (2000 mm) (5t.)
- FEM B**

Catalogue : 647010

1

MAT DOUBLE 3m00 à 4m00 (Inclinaison standard 15°/ 15°)
 DOPPELT HUBMAST 3m00 bis 4m00 (Standard neigung 15°/ 15°)
 MASTIL DOBLE 3m00 a 4m00 (Inclinación estándar 15°/ 15°)
 DOUBLE MAST 3m00 a 4m00 (Standard tilting 15°/ 15°)
 ALBERO DOPPIO 3m00 a 4m50 (Inclinazione standard 15°/15°)

Qté-Menge-Cant-Qty-Q.ta

5 AA

35

M

| | | | | | | | | | | |
|-----|----|------|----|-------|-------|-----|------|-------|----|-------|
| 1- | M | 26-2 | S3 | E2/E3 | 11- | MC | 70 | PS | S3 | E2/E3 |
| 2- | M | 30-2 | S3 | E2/E3 | 12- | M-X | 30-4 | S3-E3 | | |
| 3- | M | 26-4 | S3 | E2/E3 | 13- | M-X | 50-4 | S3-E3 | | |
| 4- | M | 30-4 | S3 | E2/E3 | 14- | M-X | 70-2 | S3-E3 | | |
| 5- | M | 40-4 | S3 | E2/E3 | 15- | | | | | |
| 6- | M | 50-4 | S3 | E2/E3 | 16- | | | | | |
| 7- | MC | 30 | S3 | E2/E3 | 17- | | | | | |
| 8- | MC | 40 | PS | S3 | E2/E3 | 18- | | | | |
| 9- | MC | 50 | PS | S3 | E2/E3 | 19- | | | | |
| 10- | MC | 60 | PS | S3 | E2/E3 | 20- | | | | |

| Rep Hinw Fig Item Rif | Numéro Teil-Nr Numero Part-Nr Part-Nr | Désignation Bezeichnung Descripcion Description Descrizione |
|-----------------------------------|---|---|
| 2 | 612332074071 | Cale d'épaisseur 1 mm Cala de espesor Spessore - Ausgleichscheibe - Shim - |
| 2 | 612342074071 | Cale d'épaisseur 0,5 mm Cala de espesor Spessore - Ausgleichscheibe - Shim - |
| 3 | 612012074071 | Plaque d'usure Placa de desgaste Piastra du usura - Verschleissplatte - Friction lining side - |
| 4 | 193895 | Axe de galet Eje de rodillo Perno di rullo - Rollenachse - Roller axle - |
| 5 | 192552 | Bague Anillo Anello - Büchse - Bushing - |
| 6 | 199429 | Galet Rodillo Rullo - Rolle - Roller - |
| 7 | 81362 | Graisser coudé (M 6 x 100) Engrasador acodado Ingrassatore - Gekröpf schmiernippel - Cranked greaser - |
| 8 | 195660 | Cale d'épaisseur 0,5 mm Cala de espesor Spessore - Ausgleichscheibe - Shim - |
| 8 | 201219 | Cale d'épaisseur 1 mm Cala de espesor Spessore - Ausgleichscheibe - Shim - |
| 9 | 29461 | Rondelle W 7 ZN Arandela Rondella - Unterlegscheibe - Washer - |
| 10 | 193893 | Vis H,M 7- 35 zinguée Tornillo Vite - Schraube - Screw - |

| 1 | 2 | 3 | 4 | 5 | 6 | 7 | 8 | 9 | 10 | 11 | 12 | 13 | 14 | 15 | 16 | 17 | 18 | 19 | 20 |
|---|---|---|---|---|---|---|---|---|----|----|----|----|----|----|----|----|----|----|----|
| | | | | | | | X | X | | | | | | | | | | | |
| | | | | | | | X | X | | | | | | | | | | | |
| | | | | | | | 2 | 2 | | | | | | | | | | | |
| | | | | | | | 2 | 2 | | | | | | | | | | | |
| | | | | | | | 2 | 2 | | | | | | | | | | | |
| | | | | | | | 2 | 2 | | | | | | | | | | | |
| | | | | | | | X | X | | | | | | | | | | | |
| | | | | | | | X | X | | | | | | | | | | | |
| | | | | | | | 4 | 4 | | | | | | | | | | | |
| | | | | | | | 4 | 4 | | | | | | | | | | | |

+

Catalogue : 647010

2

MAT DOUBLE 3m00 à 4m00 (Inclinaison standard 15°/ 15°)
 DOPPELT HUBMAST 3m00 bis 4m00 (Standard neigung 15°/ 15°)
 MASTIL DOBLE 3m00 a 4m00 (Inclinación estándar 15°/ 15°)
 DOUBLE MAST 3m00 a 4m00 (Standard tilting 15°/ 15°)
 ALBERO DOPPIO 3m00 a 4m50 (Inclinazione standard 15°/15°)

Qté-Menge-Cant-Qty-Q.ta

5 AA

35

M

| | | | | | | | | | | |
|-----|----|------|----|-------|-------|-----|------|-------|----|-------|
| 1- | M | 26-2 | S3 | E2/E3 | 11- | MC | 70 | PS | S3 | E2/E3 |
| 2- | M | 30-2 | S3 | E2/E3 | 12- | M-X | 30-4 | S3-E3 | | |
| 3- | M | 26-4 | S3 | E2/E3 | 13- | M-X | 50-4 | S3-E3 | | |
| 4- | M | 30-4 | S3 | E2/E3 | 14- | M-X | 70-2 | S3-E3 | | |
| 5- | M | 40-4 | S3 | E2/E3 | 15- | | | | | |
| 6- | M | 50-4 | S3 | E2/E3 | 16- | | | | | |
| 7- | MC | 30 | S3 | E2/E3 | 17- | | | | | |
| 8- | MC | 40 | PS | S3 | E2/E3 | 18- | | | | |
| 9- | MC | 50 | PS | S3 | E2/E3 | 19- | | | | |
| 10- | MC | 60 | PS | S3 | E2/E3 | 20- | | | | |

| Rep Hinw Fig Item Rif | Número Teil-Nr Numero Part-Nr Part-Nr | Désignation Bezeichnung Descripcion Description Descrizione |
|-----------------------------------|---|--|
| 11 | 193478 | Axe de galet (A souder) - Rollenachse (Zu schweissen) Eje de rodillo (A soldar) - Roller axle (To weld) Perno rullo (A saldare) - |
| 12 | 161845 | Rondelle SP 40 x 67 x 1 - Unterlegscheibe Arandela - Washer Rondella - |
| 12 | 163341 | Rondelle SP 40 x 67 x 0,5 - Unterlegscheibe Arandela - Washer Rondella - |
| 13 | 192806 | Galet - Rolle Rodillo - Roller Rullo - |
| 14 | 193522 | Rondelle - Unterlegscheibe Arandela - Washer Rondella - |
| 15 | 42412 | Vis FHc,M 8- 20-10.9-ZN8/C - Schraube Tornillo - Screw Vite - |
| 16 | 219859 | Embout de vérin d'inclinaison - Gabelkopf der neigezylinder Cabo de cilindro de inclinación Tilt ram end tube Ghiera di cilindro inclinazione |
| 17 | 77409 | Bague - Büchse Anillo - Bushing Anello - |
| 18 | 5135 | Graisneur droit (M 10 x 150) - Gerade schmiernippel Engrasador recto - Straight greaser Ingrassatore destro - |
| 19 | 77399 | Axe d'articulation - Gelenkachse Eje de articulación - Articulating pin Perno di articolazione - |
| 20 | 165363 | Plaque de fixation - Befestigung Platte Placa de fijación - Fastening plate Piastra di fissaggio - |

| 1 | 2 | 3 | 4 | 5 | 6 | 7 | 8 | 9 | 10 | 11 | 12 | 13 | 14 | 15 | 16 | 17 | 18 | 19 | 20 |
|---|---|---|---|---|---|---|---|---|----|----|----|----|----|----|----|----|----|----|----|
| | | | | | | | 2 | 2 | | | | | | | | | | | |
| | | | | | | | X | X | | | | | | | | | | | |
| | | | | | | | X | X | | | | | | | | | | | |
| | | | | | | | 2 | 2 | | | | | | | | | | | |
| | | | | | | | 2 | 2 | | | | | | | | | | | |
| | | | | | | | 2 | 2 | | | | | | | | | | | |
| | | | | | | | 4 | 4 | | | | | | | | | | | |
| | | | | | | | 2 | 2 | | | | | | | | | | | |
| | | | | | | | 2 | 2 | | | | | | | | | | | |
| | | | | | | | 2 | 2 | | | | | | | | | | | |

+

Catalogue : 647010

4

MAT DOUBLE 3m00 à 4m00 (Inclinaison standard 15°/ 15°)
 DOPPELT HUBMAST 3m00 bis 4m00 (Standard neigung 15°/ 15°)
 MASTIL DOBLE 3m00 a 4m00 (Inclinación estándar 15°/ 15°)
 DOUBLE MAST 3m00 a 4m00 (Standard tilting 15°/ 15°)
 ALBERO DOPPIO 3m00 a 4m50 (Inclinazione standard 15°/15°)

Qté-Menge-Cant-Qty-Q.ta

5 AA

35

M

| | |
|-----------------------|-----------------------|
| 1- M 26-2 S3 E2/E3 | 11- MC 70 PS S3 E2/E3 |
| 2- M 30-2 S3 E2/E3 | 12- M-X 30-4 S3-E3 |
| 3- M 26-4 S3 E2/E3 | 13- M-X 50-4 S3-E3 |
| 4- M 30-4 S3 E2/E3 | 14- M-X 70-2 S3-E3 |
| 5- M 40-4 S3 E2/E3 | 15- |
| 6- M 50-4 S3 E2/E3 | 16- |
| 7- MC 30 S3 E2/E3 | 17- |
| 8- MC 40 PS S3 E2/E3 | 18- |
| 9- MC 50 PS S3 E2/E3 | 19- |
| 10- MC 60 PS S3 E2/E3 | 20- |

| Rep Hinw Fig Item Rif | Numéro Teil-Nr Numero Part-Nr Part-Nr | Désignation Bezeichnung Descripcion Description Descrizione |
|-----------------------------------|---|---|
| 31 | 219293 | Montant mobile (3,30 m) - Innengerüst Montante móvil - Inner channel Montante mobile - |
| 32 | 219294 | Montant mobile (3,50 m) - Innengerüst Montante móvil - Inner channel Montante mobile - |
| 33 | 219295 | Montant mobile (3,70 m) - Innengerüst Montante móvil - Inner channel Montante mobile - |
| 34 | 219296 | Montant mobile (4,00 m) - Innengerüst Montante móvil - Inner channel Montante mobile - |
| 35 | 169074 | Goupille 10 x 25 E - Stift Pasador - Pin Spina - |
| 37 | 193895 | Axe de galet - Rollenachse Eje de rodillo - Roller axle Perno di rullo - |
| 38 | 192552 | Bague - Büchse Anillo - Bushing Anello - |
| 39 | 199429 | Galet - Rolle Rodillo - Roller Rullo - |
| 40 | 81362 | Graisser coudé (M 6 x 100) - Gekröpft schmiernippel Engrasador acodado - Cranked greaser Ingrassatore - |
| 41 | 195660 | Cale d'épaisseur 0,5 mm - Ausgleichscheibe Cala de espesor - Shim Spessore - |
| 41 | 201219 | Cale d'épaisseur 1 mm - Ausgleichscheibe Cala de espesor - Shim Spessore - |

| 1 | 2 | 3 | 4 | 5 | 6 | 7 | 8 | 9 | 10 | 11 | 12 | 13 | 14 | 15 | 16 | 17 | 18 | 19 | 20 |
|---|---|---|---|---|---|---|---|---|----|----|----|----|----|----|----|----|----|----|----|
| | | | | | | | | 1 | 1 | | | | | | | | | | |
| | | | | | | | | 1 | 1 | | | | | | | | | | |
| | | | | | | | | 1 | 1 | | | | | | | | | | |
| | | | | | | | | 1 | 1 | | | | | | | | | | |
| | | | | | | | | 2 | 2 | | | | | | | | | | |
| | | | | | | | | 2 | 2 | | | | | | | | | | |
| | | | | | | | | 2 | 2 | | | | | | | | | | |
| | | | | | | | | 2 | 2 | | | | | | | | | | |
| | | | | | | | | X | X | | | | | | | | | | |
| | | | | | | | | X | X | | | | | | | | | | |

+

Catalogue : 647010

6

MAT DOUBLE 3m00 à 4m00 (Inclinaison standard 15°/ 15°)
 DOPPELT HUBMAST 3m00 bis 4m00 (Standard neigung 15°/ 15°)
 MASTIL DOBLE 3m00 a 4m00 (Inclinación estándar 15°/ 15°)
 DOUBLE MAST 3m00 a 4m00 (Standard tilting 15°/ 15°)
 ALBERO DOPPIO 3m00 a 4m50 (Inclinazione standard 15°/15°)

Qté-Menge-Cant-Qty-Q.ta

5 AA

35

M

| | | | | | | | | | | |
|-----|----|------|----|-------|-------|-----|------|-------|----|-------|
| 1- | M | 26-2 | S3 | E2/E3 | 11- | MC | 70 | PS | S3 | E2/E3 |
| 2- | M | 30-2 | S3 | E2/E3 | 12- | M-X | 30-4 | S3-E3 | | |
| 3- | M | 26-4 | S3 | E2/E3 | 13- | M-X | 50-4 | S3-E3 | | |
| 4- | M | 30-4 | S3 | E2/E3 | 14- | M-X | 70-2 | S3-E3 | | |
| 5- | M | 40-4 | S3 | E2/E3 | 15- | | | | | |
| 6- | M | 50-4 | S3 | E2/E3 | 16- | | | | | |
| 7- | MC | 30 | S3 | E2/E3 | 17- | | | | | |
| 8- | MC | 40 | PS | S3 | E2/E3 | 18- | | | | |
| 9- | MC | 50 | PS | S3 | E2/E3 | 19- | | | | |
| 10- | MC | 60 | PS | S3 | E2/E3 | 20- | | | | |

| Rep Hinw Fig Item Rif | Número Teil-Nr Numero Part-Nr Part-Nr | Désignation Bezeichnung Descripcion Description Descrizione |
|-----------------------------------|---|---|
| 52 | 193711 | Chaîne (53 Maillons) - Kette (53 Glied) Cadena (53 Eslabón) - Chain (53 Link) Catena (53 Maglie) - |
| 53 | 74524 | Chaîne (55 Maillons) - Kette (55 Glied) Cadena (55 Eslabón) - Chain (55 Link) Catena (55 Maglie) - |
| 54 | 195684 | Chaîne (57 Maillons) - Kette (57 Glied) Cadena (57 Eslabón) - Chain (57 Link) Catena (57 Maglie) - |
| 55 | 198282 | Chaîne (61 Maillons) - Kette (61 Glied) Cadena (61 Eslabón) - Chain (61 Link) Catena (61 Maglie) - |
| 56 | 197633 | Rondelle HR21 x 40x4 ZN - Unterlegscheibe Arandela - Washer Rondella - |
| 57 | 162848 | Tendeur de chaîne - Kettenspanner Tensor de cadena - Chain tightener Tenditore catena - |
| 58 | 42817 | Ecrou H ,M20 zingué - Mutter Tuerca - Nut Dado - |
| 59 | 219297 | Tablier porte fourches, nu (Longueur 1670 mm) Gabelträger, allein (Länge 1670 mm) Tablero portahorquillas, solo (Longitud 1670 mm) Forks carrier, stripped (Length 1670 mm) Portaforche, nudo (Lunghezza 1670 mm) |
| 60 | 219298 | Tablier porte fourches, nu (Longueur 1670 mm) Gabelträger, allein (Länge 1670 mm) Tablero portahorquillas, solo (Longitud 1670 mm) Forks carrier, stripped (Length 1670 mm) Portaforche, nudo (Lunghezza 1670 mm) |
| 61 | 32115 | Ecrou Hm, M20 zingué - Mutter Tuerca - Nut Dado - |

| 1 | 2 | 3 | 4 | 5 | 6 | 7 | 8 | 9 | 10 | 11 | 12 | 13 | 14 | 15 | 16 | 17 | 18 | 19 | 20 |
|---|---|---|---|---|---|---|---|---|----|----|----|----|----|----|----|----|----|----|----|
| | | | | | | | | 2 | 2 | | | | | | | | | | |
| | | | | | | | | 2 | 2 | | | | | | | | | | |
| | | | | | | | | 2 | 2 | | | | | | | | | | |
| | | | | | | | | 2 | 2 | | | | | | | | | | |
| | | | | | | | | 4 | 4 | | | | | | | | | | |
| | | | | | | | | 2 | 2 | | | | | | | | | | |
| | | | | | | | | 2 | 2 | | | | | | | | | | |
| | | | | | | | | 1 | | | | | | | | | | | |
| | | | | | | | | | 1 | | | | | | | | | | |
| | | | | | | | | 2 | 2 | | | | | | | | | | |



Catalogue : 647010

7

MAT DOUBLE 3m00 à 4m00 (Inclinaison standard 15°/ 15°)
 DOPPELT HUBMAST 3m00 bis 4m00 (Standard neigung 15°/ 15°)
 MASTIL DOBLE 3m00 a 4m00 (Inclinación estándar 15°/ 15°)
 DOUBLE MAST 3m00 a 4m00 (Standard tilting 15°/ 15°)
 ALBERO DOPPIO 3m00 a 4m50 (Inclinazione standard 15°/15°)

Qté-Menge-Cant-Qty-Q.ta

5 AA

35

M

| | | | | | | | | | | |
|-----|----|------|----|-------|-------|-----|------|-------|----|-------|
| 1- | M | 26-2 | S3 | E2/E3 | 11- | MC | 70 | PS | S3 | E2/E3 |
| 2- | M | 30-2 | S3 | E2/E3 | 12- | M-X | 30-4 | S3-E3 | | |
| 3- | M | 26-4 | S3 | E2/E3 | 13- | M-X | 50-4 | S3-E3 | | |
| 4- | M | 30-4 | S3 | E2/E3 | 14- | M-X | 70-2 | S3-E3 | | |
| 5- | M | 40-4 | S3 | E2/E3 | 15- | | | | | |
| 6- | M | 50-4 | S3 | E2/E3 | 16- | | | | | |
| 7- | MC | 30 | S3 | E2/E3 | 17- | | | | | |
| 8- | MC | 40 | PS | S3 | E2/E3 | 18- | | | | |
| 9- | MC | 50 | PS | S3 | E2/E3 | 19- | | | | |
| 10- | MC | 60 | PS | S3 | E2/E3 | 20- | | | | |

| Rep Hinw Fig Item Rif | Número Teil-Nr Numero Part-Nr Part-Nr | Désignation Bezeichnung Descripcion Description Descrizione |
|-----------------------------------|---|--|
| 63 | 193478 | Axe de galet (A souder) Eje de rodillo (A soldar) Perno rullo (A saldare) - Rollenachse (Zu schweissen) - Roller axle (To weld) - |
| 64 | 161845 | Rondelle SP 40 x 67 x 1 Arandela Rondella - Unterlegscheibe - Washer - |
| 64 | 163341 | Rondelle SP 40 x 67 x 0,5 Arandela Rondella - Unterlegscheibe - Washer - |
| 65 | 192806 | Galet Rodillo Rullo - Rolle - Roller - |
| 66 | 193522 | Rondelle Arandela Rondella - Unterlegscheibe - Washer - |
| 67 | 42412 | Vis FHc,M 8- 20-10.9-ZN8/C Tornillo Vite - Schraube - Screw - |
| 68 | 192807 | Galet guide Rodillo guía Rullo guida - Führungsrolle - Guide roller - |
| 69 | 38373 | Cale d'épaisseur 1 mm Cala de espesor Spessore - Ausgleichscheibe - Shim - |
| 69 | 38374 | Cale d'épaisseur 2 mm Cala de espesor Spessore - Ausgleichscheibe - Shim - |
| 70 | 42232 | Rondelle W10 ZN Arandela Rondella - Unterlegscheibe - Washer - |
| 71 | 160566 | Vis H,M10- 60-8.8-ZN8/C Tornillo Vite - Schraube - Screw - |

| 1 | 2 | 3 | 4 | 5 | 6 | 7 | 8 | 9 | 10 | 11 | 12 | 13 | 14 | 15 | 16 | 17 | 18 | 19 | 20 |
|---|---|---|---|---|---|---|---|---|----|----|----|----|----|----|----|----|----|----|----|
| | | | | | | | | 4 | 4 | | | | | | | | | | |
| | | | | | | | | X | X | | | | | | | | | | |
| | | | | | | | | X | X | | | | | | | | | | |
| | | | | | | | | 4 | 4 | | | | | | | | | | |
| | | | | | | | | 4 | 4 | | | | | | | | | | |
| | | | | | | | | 4 | 4 | | | | | | | | | | |
| | | | | | | | | 4 | 4 | | | | | | | | | | |
| | | | | | | | | X | X | | | | | | | | | | |
| | | | | | | | | X | X | | | | | | | | | | |
| | | | | | | | | 8 | 8 | | | | | | | | | | |
| | | | | | | | | 8 | 8 | | | | | | | | | | |

+

Catalogue : 647010

9

MAT DOUBLE 3m00 à 4m00 (Inclinaison standard 15°/ 15°)
 DOPPELT HUBMAST 3m00 bis 4m00 (Standard neigung 15°/ 15°)
 MASTIL DOBLE 3m00 a 4m00 (Inclinación estándar 15°/ 15°)
 DOUBLE MAST 3m00 a 4m00 (Standard tilting 15°/ 15°)
 ALBERO DOPPIO 3m00 a 4m50 (Inclinazione standard 15°/15°)

Qté-Menge-Cant-Qty-Q.ta

5 AA

35

M

| | | | | | | | | | | |
|-----|----|------|----|-------|-------|-----|------|-------|----|-------|
| 1- | M | 26-2 | S3 | E2/E3 | 11- | MC | 70 | PS | S3 | E2/E3 |
| 2- | M | 30-2 | S3 | E2/E3 | 12- | M-X | 30-4 | S3-E3 | | |
| 3- | M | 26-4 | S3 | E2/E3 | 13- | M-X | 50-4 | S3-E3 | | |
| 4- | M | 30-4 | S3 | E2/E3 | 14- | M-X | 70-2 | S3-E3 | | |
| 5- | M | 40-4 | S3 | E2/E3 | 15- | | | | | |
| 6- | M | 50-4 | S3 | E2/E3 | 16- | | | | | |
| 7- | MC | 30 | S3 | E2/E3 | 17- | | | | | |
| 8- | MC | 40 | PS | S3 | E2/E3 | 18- | | | | |
| 9- | MC | 50 | PS | S3 | E2/E3 | 19- | | | | |
| 10- | MC | 60 | PS | S3 | E2/E3 | 20- | | | | |

| Rep Hinw Fig Item Rif | Número Teil-Nr Numero Part-Nr Part-Nr | Désignation Bezeichnung Descripcion Description Descrizione |
|-----------------------------------|---|---|
| 83 | 415495 | Fourche - Gabel Horquilla - Fork Forca - |
| 84 | 266719 | Galet de chaîne - Kettenrolle Rodillo de cadena - Chain roller Rullo catena - |
| 85 | 7519 | Circlips - Sicherungsring Aro retén - Circlip Anello elastico - |
| 86 | 219300 | Plat d'arrêt - Anschlag platte Placa de parada - Stop plate Piatto d'arresto - |
| 87 | 211805 | Vis CHc,M20- 70-12.9-ZN8/C - Schraube Tornillo - Screw Vite - |
| 88 | 168358 | Vis H,M14- 50-10.9-ZN8/C - Schraube Tornillo - Screw Vite - |
| 89 | 42256 | Rondelle W14 ZN - Unterlegscheibe Arandela - Washer Rondella - |
| 90 | 219287 | Montant fixe (3,00 m) - Aussengerüst Montante fijo - Outer channel Montante fisso - |
| 91 | 219288 | Montant fixe (3,30 m) - Aussengerüst Montante fijo - Outer channel Montante fisso - |
| 92 | 219289 | Montant fixe (3,50 m) - Aussengerüst Montante fijo - Outer channel Montante fisso - |
| 93 | 219290 | Montant fixe (3,70 m) - Aussengerüst Montante fijo - Outer channel Montante fisso - |

| 1 | 2 | 3 | 4 | 5 | 6 | 7 | 8 | 9 | 10 | 11 | 12 | 13 | 14 | 15 | 16 | 17 | 18 | 19 | 20 |
|---|---|---|---|---|---|---|---|---|----|----|----|----|----|----|----|----|----|----|----|
| | | | | | | | | 2 | | | | | | | | | | | |
| | | | | | | | 2 | 2 | | | | | | | | | | | |
| | | | | | | | 2 | 2 | | | | | | | | | | | |
| | | | | | | | 1 | 1 | | | | | | | | | | | |
| | | | | | | | 1 | 1 | | | | | | | | | | | |
| | | | | | | | 2 | 2 | | | | | | | | | | | |
| | | | | | | | 2 | 2 | | | | | | | | | | | |
| | | | | | | | 1 | 1 | | | | | | | | | | | |
| | | | | | | | 1 | 1 | | | | | | | | | | | |
| | | | | | | | 1 | 1 | | | | | | | | | | | |



Catalogue : 647010

10

MAT DOUBLE 3m00 à 4m00 (Inclinaison standard 15°/ 15°)
 DOPPELT HUBMAST 3m00 bis 4m00 (Standard neigung 15°/ 15°)
 MASTIL DOBLE 3m00 a 4m00 (Inclinación estándar 15°/ 15°)
 DOUBLE MAST 3m00 a 4m00 (Standard tilting 15°/ 15°)
 ALBERO DOPPIO 3m00 a 4m50 (Inclinazione standard 15°/15°)

Qté-Menge-Cant-Qty-Q.ta

5 AA

35

M

| | |
|-----------------------|-----------------------|
| 1- M 26-2 S3 E2/E3 | 11- MC 70 PS S3 E2/E3 |
| 2- M 30-2 S3 E2/E3 | 12- M-X 30-4 S3-E3 |
| 3- M 26-4 S3 E2/E3 | 13- M-X 50-4 S3-E3 |
| 4- M 30-4 S3 E2/E3 | 14- M-X 70-2 S3-E3 |
| 5- M 40-4 S3 E2/E3 | 15- |
| 6- M 50-4 S3 E2/E3 | 16- |
| 7- MC 30 S3 E2/E3 | 17- |
| 8- MC 40 PS S3 E2/E3 | 18- |
| 9- MC 50 PS S3 E2/E3 | 19- |
| 10- MC 60 PS S3 E2/E3 | 20- |

| Rep Hinw Fig Item Rif | Número Teil-Nr Numero Part-Nr Part-Nr | Désignation Bezeichnung Descripcion Description Descrizione |
|-----------------------------------|---|---|
| 94 | 219291 | Montant fixe (4,00 m) - Aussengerüst Montante fijo - Outer channel Montante fisso - |
| 95 | 204959 | Verrou - Riegel Cerrojo - Locker Catenaccio - |
| 96 | 219301 | Tablier (Lg 2000) - Träger Tablero - Carrier Attaco rapido - |
| 97 | 219302 | Tablier (Lg 2000) - Träger Tablero - Carrier Attaco rapido - |
| 98 | 219303 | Tablier (Lg 1670) - Träger Tablero - Carrier Attaco rapido - |
| 99 | 219304 | Tablier (Lg 1670) - Träger Tablero - Carrier Attaco rapido - |
| 100 | 219305 | Tablier (Lg 2000) - Träger Tablero - Carrier Attaco rapido - |
| 101 | 219306 | Tablier (Lg 2000) - Träger Tablero - Carrier Attaco rapido - |
| 102 | 193710 | Chaîne (47 Maillons) - Kette (47 Glied) Cadena (47 Eslabón) - Chain (47 Link) Catena (47 Maglie) - |
| 103 | 73287 | Chaîne (49 Maillons) - Kette (49 Glied) Cadena (49 Eslabón) - Chain (49 Link) Catena (49 Maglie) - |
| 104 | 170022 | Chaîne (51 Maillons) - Kette (51 Glied) Cadena (51 Eslabón) - Chain (51 Link) Catena (51 Maglie) - |

| 1 | 2 | 3 | 4 | 5 | 6 | 7 | 8 | 9 | 10 | 11 | 12 | 13 | 14 | 15 | 16 | 17 | 18 | 19 | 20 |
|---|---|---|---|---|---|---|---|---|----|----|----|----|----|----|----|----|----|----|----|
| | | | | | | | | 1 | 1 | | | | | | | | | | |
| | | | | | | | | | 2 | | | | | | | | | | |
| | | | | | | | | 1 | | | | | | | | | | | |
| | | | | | | | | | 1 | | | | | | | | | | |
| | | | | | | | | | 1 | | | | | | | | | | |
| | | | | | | | | | | 1 | | | | | | | | | |
| | | | | | | | | | | | 1 | | | | | | | | |
| | | | | | | | | | | | | 2 | 2 | | | | | | |
| | | | | | | | | | | | | 2 | 2 | | | | | | |
| | | | | | | | | | | | | 2 | 2 | | | | | | |



Catalogue : 647010

11

MAT DOUBLE 3m00 à 4m00 (Inclinaison standard 15°/ 15°)
 DOPPELT HUBMAST 3m00 bis 4m00 (Standard neigung 15°/ 15°)
 MASTIL DOBLE 3m00 a 4m00 (Inclinación estándar 15°/ 15°)
 DOUBLE MAST 3m00 a 4m00 (Standard tilting 15°/ 15°)
 ALBERO DOPPIO 3m00 a 4m50 (Inclinazione standard 15°/15°)

Qté-Menge-Cant-Qty-Q.ta

5 AA

35

M

- | | |
|-----------------------|-----------------------|
| 1- M 26-2 S3 E2/E3 | 11- MC 70 PS S3 E2/E3 |
| 2- M 30-2 S3 E2/E3 | 12- M-X 30-4 S3-E3 |
| 3- M 26-4 S3 E2/E3 | 13- M-X 50-4 S3-E3 |
| 4- M 30-4 S3 E2/E3 | 14- M-X 70-2 S3-E3 |
| 5- M 40-4 S3 E2/E3 | 15- |
| 6- M 50-4 S3 E2/E3 | 16- |
| 7- MC 30 S3 E2/E3 | 17- |
| 8- MC 40 PS S3 E2/E3 | 18- |
| 9- MC 50 PS S3 E2/E3 | 19- |
| 10- MC 60 PS S3 E2/E3 | 20- |

| Rep Hinw Fig Item Rif | Numéro Teil-Nr Numero Part-Nr Part-Nr | Désignation Bezeichnung Descripcion Description Descrizione |
|-----------------------------------|---|---|
| 105 | 193711 | Chaîne (53 Maillons) - Kette (53 Glied) Cadena (53 Eslabón) - Chain (53 Link) Catena (53 Maglie) - |
| 106 | 195684 | Chaîne (57 Maillons) - Kette (57 Glied) Cadena (57 Eslabón) - Chain (57 Link) Catena (57 Maglie) - |

| 1 | 2 | 3 | 4 | 5 | 6 | 7 | 8 | 9 | 10 | 11 | 12 | 13 | 14 | 15 | 16 | 17 | 18 | 19 | 20 |
|---|---|---|---|---|---|---|---|---|----|----|----|----|----|----|----|----|----|----|----|
| | | | | | | | | 2 | 2 | | | | | | | | | | |
| | | | | | | | | 2 | 2 | | | | | | | | | | |

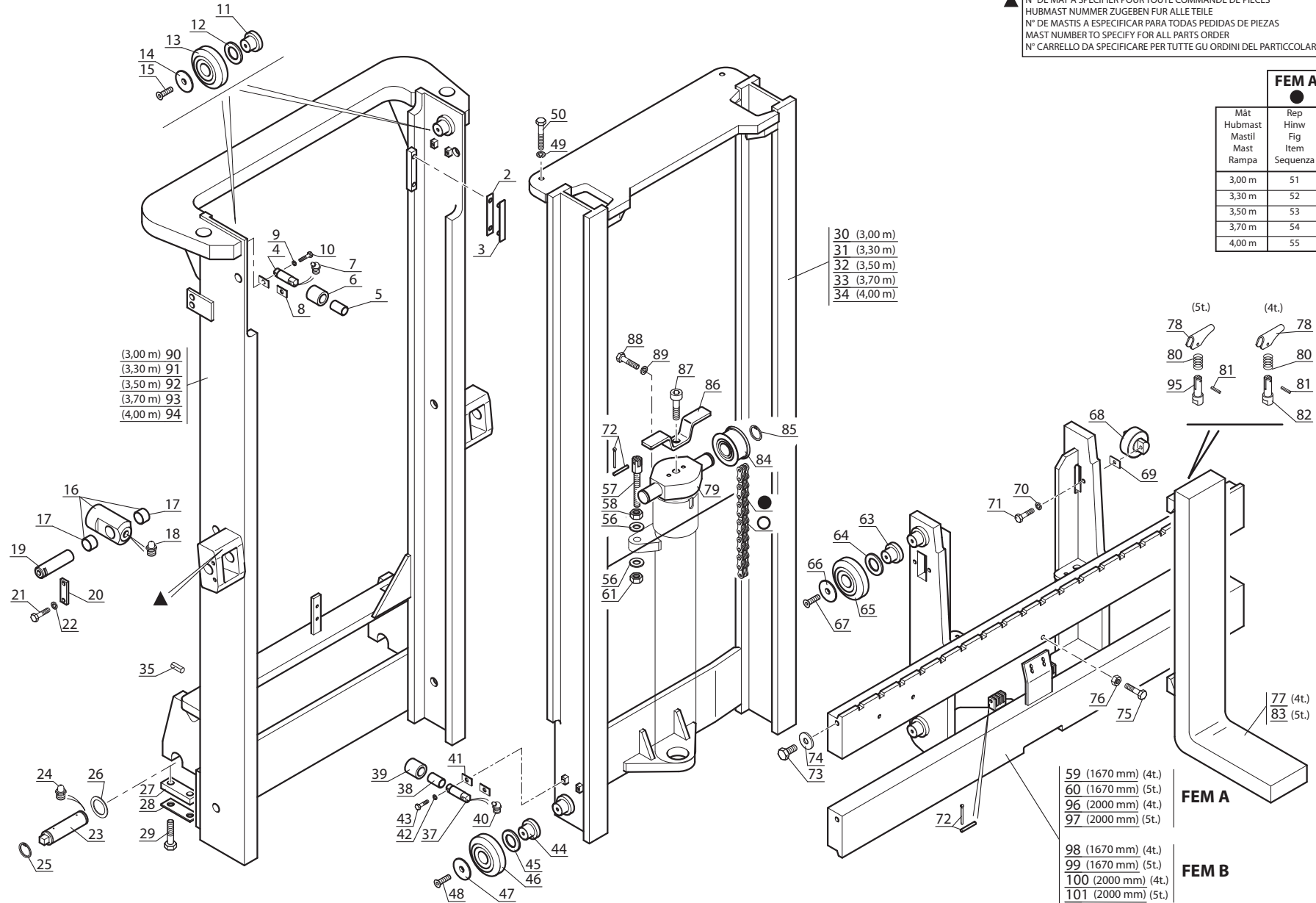
5 AA 50

MAT DOUBLE A LEVEE LIBRE TOTALE (Hauteur de levée : 3,00m à 4,00m)
 DOPPELT HUBMAST TOTAL FREIANSTEIG (Hubhöhe : 3,00m bis 4,00m)
 MASTIL DOBLE A LEVANTAMIENTO LIBRE TOTALE (Altura de levantamiento : 3,00m a 4,00m)
 DOUBLE MAST TOTAL FREE LIFT (Lift height : 3,00m to 4,00m)
 RAMPA DUPLEX A LEVATA LIBERA TOTALE (Altezza di sollevamento : 3,00m a 4,00m)
 (Inclinaison standard - Standard neigung - Inclinación estandar - Standard tilting - Inclinazione standard : 15°/15°)

M 40-4 S.3 / M 50-4 S.3 M-X 50-4 S.3

▲ N° DE MAT A SPECIFIER POUR TOUTE COMMANDE DE PIECES
 HUBMAST NUMMER ZUGEBEN FUR ALLE TEILE
 N° DE MASTIS A ESPECIFICAR PARA TODAS PEDIDAS DE PIEZAS
 MAST NUMBER TO SPECIFY FOR ALL PARTS ORDER
 N° CARRELLO DA SPECIFICARE PER TUTTE GU ORDINI DEL PARTICCOLARI

| | FEM A | FEM B |
|-----------------------------------|--------------------------------|--|
| | ● | ○ |
| Mât Hubmast Mastil Rampa | Rep Hinw Fig Sequenza | Rep Hinw Fig Item Sequenza |
| 3,00 m | 51 | 102 |
| 3,30 m | 52 | 103 |
| 3,50 m | 53 | 104 |
| 3,70 m | 54 | 105 |
| 4,00 m | 55 | 106 |



Catalogue : 647010

1

MAT DOUBLE 3m00 à 4m00 (Inclinaison standard 15°/ 15°)
 DOPPELT HUBMAST 3m00 bis 4m00 (Standard neigung 15°/ 15°)
 MASTIL DOBLE 3m00 a 4m00 (Inclinación estándar 15°/ 15°)
 DOUBLE MAST 3m00 a 4m00 (Standard tilting 15°/ 15°)
 ALBERO DOPPIO 3m00 a 4m50 (Inclinazione standard 15°/15°)

Qté-Menge-Cant-Qty-Q.ta

5 AA

50

M

| | | | | | | | | | | |
|-----|----|------|----|-------|-------|-----|------|-------|----|-------|
| 1- | M | 26-2 | S3 | E2/E3 | 11- | MC | 70 | PS | S3 | E2/E3 |
| 2- | M | 30-2 | S3 | E2/E3 | 12- | M-X | 30-4 | S3-E3 | | |
| 3- | M | 26-4 | S3 | E2/E3 | 13- | M-X | 50-4 | S3-E3 | | |
| 4- | M | 30-4 | S3 | E2/E3 | 14- | M-X | 70-2 | S3-E3 | | |
| 5- | M | 40-4 | S3 | E2/E3 | 15- | | | | | |
| 6- | M | 50-4 | S3 | E2/E3 | 16- | | | | | |
| 7- | MC | 30 | S3 | E2/E3 | 17- | | | | | |
| 8- | MC | 40 | PS | S3 | E2/E3 | 18- | | | | |
| 9- | MC | 50 | PS | S3 | E2/E3 | 19- | | | | |
| 10- | MC | 60 | PS | S3 | E2/E3 | 20- | | | | |

| Rep Hinw Fig Item Rif | Numéro Teil-Nr Numero Part-Nr Part-Nr | Désignation Bezeichnung Descripcion Description Descrizione |
|-----------------------------------|---|---|
| 2 | 612332074071 | Cale d'épaisseur 1 mm Cala de espesor Spessore - Ausgleichscheibe - Shim - |
| 2 | 612342074071 | Cale d'épaisseur 0,5 mm Cala de espesor Spessore - Ausgleichscheibe - Shim - |
| 3 | 612012074071 | Plaque d'usure Placa de desgaste Piastra du usura - Verschleissplatte - Friction lining side - |
| 4 | 193895 | Axe de galet Eje de rodillo Perno di rullo - Rollenachse - Roller axle - |
| 5 | 192552 | Bague Anillo Anello - Büchse - Bushing - |
| 6 | 199429 | Galet Rodillo Rullo - Rolle - Roller - |
| 7 | 81362 | Graisser coudé (M 6 x 100) Engrasador acodado Ingrassatore - Gekröpf schmiernippel - Cranked greaser - |
| 8 | 195660 | Cale d'épaisseur 0,5 mm Cala de espesor Spessore - Ausgleichscheibe - Shim - |
| 8 | 201219 | Cale d'épaisseur 1 mm Cala de espesor Spessore - Ausgleichscheibe - Shim - |
| 9 | 29461 | Rondelle W 7 ZN Arandela Rondella - Unterlegscheibe - Washer - |
| 10 | 193893 | Vis H,M 7- 35 zinguée Tornillo Vite - Schraube - Screw - |

| 1 | 2 | 3 | 4 | 5 | 6 | 7 | 8 | 9 | 10 | 11 | 12 | 13 | 14 | 15 | 16 | 17 | 18 | 19 | 20 |
|---|---|---|---|---|---|---|---|---|----|----|----|----|----|----|----|----|----|----|----|
| | | | | X | X | | | | | | | X | | | | | | | |
| | | | | X | X | | | | | | | X | | | | | | | |
| | | | | 2 | 2 | | | | | | | 2 | | | | | | | |
| | | | | 2 | 2 | | | | | | | 2 | | | | | | | |
| | | | | 2 | 2 | | | | | | | 2 | | | | | | | |
| | | | | 2 | 2 | | | | | | | 2 | | | | | | | |
| | | | | X | X | | | | | | | X | | | | | | | |
| | | | | X | X | | | | | | | X | | | | | | | |
| | | | | 4 | 4 | | | | | | | 4 | | | | | | | |
| | | | | 4 | 4 | | | | | | | 4 | | | | | | | |

+

Catalogue : 647010

2

MAT DOUBLE 3m00 à 4m00 (Inclinaison standard 15°/ 15°)
 DOPPELT HUBMAST 3m00 bis 4m00 (Standard neigung 15°/ 15°)
 MASTIL DOBLE 3m00 a 4m00 (Inclinación estándar 15°/ 15°)
 DOUBLE MAST 3m00 a 4m00 (Standard tilting 15°/ 15°)
 ALBERO DOPPIO 3m00 a 4m50 (Inclinazione standard 15°/15°)

Qté-Menge-Cant-Qty-Q.ta

5 AA

50

M

| | | | | | | | | | | |
|-----|----|------|----|-------|-------|-----|------|-------|----|-------|
| 1- | M | 26-2 | S3 | E2/E3 | 11- | MC | 70 | PS | S3 | E2/E3 |
| 2- | M | 30-2 | S3 | E2/E3 | 12- | M-X | 30-4 | S3-E3 | | |
| 3- | M | 26-4 | S3 | E2/E3 | 13- | M-X | 50-4 | S3-E3 | | |
| 4- | M | 30-4 | S3 | E2/E3 | 14- | M-X | 70-2 | S3-E3 | | |
| 5- | M | 40-4 | S3 | E2/E3 | 15- | | | | | |
| 6- | M | 50-4 | S3 | E2/E3 | 16- | | | | | |
| 7- | MC | 30 | S3 | E2/E3 | 17- | | | | | |
| 8- | MC | 40 | PS | S3 | E2/E3 | 18- | | | | |
| 9- | MC | 50 | PS | S3 | E2/E3 | 19- | | | | |
| 10- | MC | 60 | PS | S3 | E2/E3 | 20- | | | | |

| Rep Hinw Fig Item Rif | Número Teil-Nr Numero Part-Nr Part-Nr | Désignation Bezeichnung Descripcion Description Descrizione |
|-----------------------------------|---|--|
| 11 | 193478 | Axe de galet (A souder) - Rollenachse (Zu schweissen) Eje de rodillo (A soldar) - Roller axle (To weld) Perno rullo (A saldare) - |
| 12 | 161845 | Rondelle SP 40 x 67 x 1 - Unterlegscheibe Arandela - Washer Rondella - |
| 12 | 163341 | Rondelle SP 40 x 67 x 0,5 - Unterlegscheibe Arandela - Washer Rondella - |
| 13 | 192806 | Galet - Rolle Rodillo - Roller Rullo - |
| 14 | 193522 | Rondelle - Unterlegscheibe Arandela - Washer Rondella - |
| 15 | 42412 | Vis FHc,M 8- 20-10.9-ZN8/C - Schraube Tornillo - Screw Vite - |
| 16 | 219859 | Embout de vérin d'inclinaison - Gabelkopf der neigezylinder Cabo de cilindro de inclinación Tilt ram end tube Ghiera di cilindro inclinazione |
| 17 | 77409 | Bague - Büchse Anillo - Bushing Anello - |
| 18 | 5135 | Graisser droit (M 10 x 150) - Gerade schmiernippel Engrasador recto - Straight greaser Ingrassatore destro - |
| 19 | 77399 | Axe d'articulation - Gelenkachse Eje de articulación - Articulating pin Perno di articolazione - |
| 20 | 165363 | Plaque de fixation - Befestigung Platte Placa de fijación - Fastening plate Piastra di fissaggio - |

| 1 | 2 | 3 | 4 | 5 | 6 | 7 | 8 | 9 | 10 | 11 | 12 | 13 | 14 | 15 | 16 | 17 | 18 | 19 | 20 |
|---|---|---|---|---|---|---|---|---|----|----|----|----|----|----|----|----|----|----|----|
| | | | | 2 | 2 | | | | | | | 2 | | | | | | | |
| | | | | X | X | | | | | | | X | | | | | | | |
| | | | | X | X | | | | | | | X | | | | | | | |
| | | | | 2 | 2 | | | | | | | 2 | | | | | | | |
| | | | | 2 | 2 | | | | | | | 2 | | | | | | | |
| | | | | 2 | 2 | | | | | | | 2 | | | | | | | |
| | | | | 4 | 4 | | | | | | | 4 | | | | | | | |
| | | | | 2 | 2 | | | | | | | 2 | | | | | | | |
| | | | | 2 | 2 | | | | | | | 2 | | | | | | | |
| | | | | 2 | 2 | | | | | | | 2 | | | | | | | |

+

Catalogue : 647010

3

MAT DOUBLE 3m00 à 4m00 (Inclinaison standard 15°/ 15°)
 DOPPELT HUBMAST 3m00 bis 4m00 (Standard neigung 15°/ 15°)
 MASTIL DOBLE 3m00 a 4m00 (Inclinación estándar 15°/ 15°)
 DOUBLE MAST 3m00 a 4m00 (Standard tilting 15°/ 15°)
 ALBERO DOPPIO 3m00 a 4m50 (Inclinazione standard 15°/15°)

Qté-Menge-Cant-Qty-Q.ta

5 AA

50

M

| | | | | | | | | | | |
|-----|----|------|----|-------|-------|-----|------|-------|----|-------|
| 1- | M | 26-2 | S3 | E2/E3 | 11- | MC | 70 | PS | S3 | E2/E3 |
| 2- | M | 30-2 | S3 | E2/E3 | 12- | M-X | 30-4 | S3-E3 | | |
| 3- | M | 26-4 | S3 | E2/E3 | 13- | M-X | 50-4 | S3-E3 | | |
| 4- | M | 30-4 | S3 | E2/E3 | 14- | M-X | 70-2 | S3-E3 | | |
| 5- | M | 40-4 | S3 | E2/E3 | 15- | | | | | |
| 6- | M | 50-4 | S3 | E2/E3 | 16- | | | | | |
| 7- | MC | 30 | S3 | E2/E3 | 17- | | | | | |
| 8- | MC | 40 | PS | S3 | E2/E3 | 18- | | | | |
| 9- | MC | 50 | PS | S3 | E2/E3 | 19- | | | | |
| 10- | MC | 60 | PS | S3 | E2/E3 | 20- | | | | |

| Rep Hinw Fig Item Rif | Numéro Teil-Nr Numero Part-Nr Part-Nr | Désignation Bezeichnung Descripcion Description Descrizione | 1 | 2 | 3 | 4 | 5 | 6 | 7 | 8 | 9 | 10 | 11 | 12 | 13 | 14 | 15 | 16 | 17 | 18 | 19 | 20 |
|-----------------------------------|---|---|---|---|---|---|---|---|---|---|---|----|----|----|----|----|----|----|----|----|----|----|
| 21 | 63544 | Vis H,M10- 30-8.8-ZN8/C Tornillo Vite | - | Schraube - Screw - | | | 4 | 4 | | | | | | | 4 | | | | | | | |
| 22 | 42232 | Rondelle W10 ZN Arandela Rondella | - | Unterlegscheibe - Washer - | | | 4 | 4 | | | | | | | 4 | | | | | | | |
| 23 | 180392 | Axe d'articulation Eje de articulación Perno di articolazione | - | Gelenkachse - Articulating pin - | | | 2 | 2 | | | | | | | 2 | | | | | | | |
| 24 | 5135 | Graisneur droit (M 10 x 150) Engrasador recto Ingrassatore destro | - | Gerade schmiernippel - Straight greaser - | | | 2 | 2 | | | | | | | 2 | | | | | | | |
| 25 | 2637 | Circlips Aro retén Anello elastico | - | Sicherungsring - Circlip - | | | 4 | 4 | | | | | | | 4 | | | | | | | |
| 26 | 181490 | Rondelle SP 46 x 68 x 1,5ZN Arandela Rondella | - | Unterlegscheibe - Washer - | | | X | X | | | | | | | X | | | | | | | |
| 26 | 181491 | Rondelle SP 46 x 68 x 2,5ZN Arandela Rondella | - | Unterlegscheibe - Washer - | | | X | X | | | | | | | X | | | | | | | |
| 27 | 219280 | Plat d'arrêt Placa de parada Piatto d'arresto | - | Anschlag platte - Stop plate - | | | 2 | 2 | | | | | | | 2 | | | | | | | |
| 28 | 183970 | Plaquette d'arrêt Placa de tope Piastrina d'arresto | - | Anschlag platte - Stop plate - | | | 2 | 2 | | | | | | | 2 | | | | | | | |
| 29 | 58611 | Vis H,M18- 50 zinguée Tornillo Vite | - | Schraube - Screw - | | | 4 | 4 | | | | | | | 4 | | | | | | | |
| 30 | 219292 | Montant mobile (3,00 m) Montante móvil Montante mobile | - | Innengerüst - Inner channel - | | | 1 | 1 | | | | | | | 1 | | | | | | | |

+

Catalogue : 647010

4

MAT DOUBLE 3m00 à 4m00 (Inclinaison standard 15°/ 15°)
 DOPPELT HUBMAST 3m00 bis 4m00 (Standard neigung 15°/ 15°)
 MASTIL DOBLE 3m00 a 4m00 (Inclinación estándar 15°/ 15°)
 DOUBLE MAST 3m00 a 4m00 (Standard tilting 15°/ 15°)
 ALBERO DOPPIO 3m00 a 4m50 (Inclinazione standard 15°/15°)

Qté-Menge-Cant-Qty-Q.ta

5 AA

50

M

| | | | | | | | | | | |
|-----|----|------|----|-------|-------|-----|------|-------|----|-------|
| 1- | M | 26-2 | S3 | E2/E3 | 11- | MC | 70 | PS | S3 | E2/E3 |
| 2- | M | 30-2 | S3 | E2/E3 | 12- | M-X | 30-4 | S3-E3 | | |
| 3- | M | 26-4 | S3 | E2/E3 | 13- | M-X | 50-4 | S3-E3 | | |
| 4- | M | 30-4 | S3 | E2/E3 | 14- | M-X | 70-2 | S3-E3 | | |
| 5- | M | 40-4 | S3 | E2/E3 | 15- | | | | | |
| 6- | M | 50-4 | S3 | E2/E3 | 16- | | | | | |
| 7- | MC | 30 | S3 | E2/E3 | 17- | | | | | |
| 8- | MC | 40 | PS | S3 | E2/E3 | 18- | | | | |
| 9- | MC | 50 | PS | S3 | E2/E3 | 19- | | | | |
| 10- | MC | 60 | PS | S3 | E2/E3 | 20- | | | | |

| Rep Hinw Fig Item Rif | Numéro Teil-Nr Numero Part-Nr Part-Nr | Désignation Bezeichnung Descripcion Description Descrizione |
|-----------------------------------|---|---|
| 31 | 219293 | Montant mobile (3,30 m) - Innengerüst Montante móvil - Inner channel Montante mobile - |
| 32 | 219294 | Montant mobile (3,50 m) - Innengerüst Montante móvil - Inner channel Montante mobile - |
| 33 | 219295 | Montant mobile (3,70 m) - Innengerüst Montante móvil - Inner channel Montante mobile - |
| 34 | 219296 | Montant mobile (4,00 m) - Innengerüst Montante móvil - Inner channel Montante mobile - |
| 35 | 169074 | Goupille 10 x 25 E - Stift Pasador - Pin Spina - |
| 37 | 193895 | Axe de galet - Rollenachse Eje de rodillo - Roller axle Perno di rullo - |
| 38 | 192552 | Bague - Büchse Anillo - Bushing Anello - |
| 39 | 199429 | Galet - Rolle Rodillo - Roller Rullo - |
| 40 | 81362 | Graisser coudé (M 6 x 100) - Gekröpft schmiernippel Engrasador acodado - Cranked greaser Ingrassatore - |
| 41 | 195660 | Cale d'épaisseur 0,5 mm - Ausgleichscheibe Cala de espesor - Shim Spessore - |
| 41 | 201219 | Cale d'épaisseur 1 mm - Ausgleichscheibe Cala de espesor - Shim Spessore - |

| 1 | 2 | 3 | 4 | 5 | 6 | 7 | 8 | 9 | 10 | 11 | 12 | 13 | 14 | 15 | 16 | 17 | 18 | 19 | 20 |
|---|---|---|---|---|---|---|---|---|----|----|----|----|----|----|----|----|----|----|----|
| | | | | 1 | 1 | | | | | | | 1 | | | | | | | |
| | | | | 1 | 1 | | | | | | | 1 | | | | | | | |
| | | | | 1 | 1 | | | | | | | 1 | | | | | | | |
| | | | | 1 | 1 | | | | | | | 1 | | | | | | | |
| | | | | 2 | 2 | | | | | | | 2 | | | | | | | |
| | | | | 2 | 2 | | | | | | | 2 | | | | | | | |
| | | | | 2 | 2 | | | | | | | 2 | | | | | | | |
| | | | | 2 | 2 | | | | | | | 2 | | | | | | | |
| | | | | X | X | | | | | | | X | | | | | | | |
| | | | | X | X | | | | | | | X | | | | | | | |

+

Catalogue : 647010

5

MAT DOUBLE 3m00 à 4m00 (Inclinaison standard 15°/ 15°)
 DOPPELT HUBMAST 3m00 bis 4m00 (Standard neigung 15°/ 15°)
 MASTIL DOBLE 3m00 a 4m00 (Inclinación estándar 15°/ 15°)
 DOUBLE MAST 3m00 a 4m00 (Standard tilting 15°/ 15°)
 ALBERO DOPPIO 3m00 a 4m50 (Inclinazione standard 15°/15°)

Qté-Menge-Cant-Qty-Q.ta

5 AA

50

M

| | | | | | | | | | | |
|-----|----|------|----|-------|-------|-----|------|-------|----|-------|
| 1- | M | 26-2 | S3 | E2/E3 | 11- | MC | 70 | PS | S3 | E2/E3 |
| 2- | M | 30-2 | S3 | E2/E3 | 12- | M-X | 30-4 | S3-E3 | | |
| 3- | M | 26-4 | S3 | E2/E3 | 13- | M-X | 50-4 | S3-E3 | | |
| 4- | M | 30-4 | S3 | E2/E3 | 14- | M-X | 70-2 | S3-E3 | | |
| 5- | M | 40-4 | S3 | E2/E3 | 15- | | | | | |
| 6- | M | 50-4 | S3 | E2/E3 | 16- | | | | | |
| 7- | MC | 30 | S3 | E2/E3 | 17- | | | | | |
| 8- | MC | 40 | PS | S3 | E2/E3 | 18- | | | | |
| 9- | MC | 50 | PS | S3 | E2/E3 | 19- | | | | |
| 10- | MC | 60 | PS | S3 | E2/E3 | 20- | | | | |

| Rep Hinw Fig Item Rif | Numéro Teil-Nr Numero Part-Nr Part-Nr | Désignation Bezeichnung Descripcion Description Descrizione |
|-----------------------------------|---|--|
| 42 | 29461 | Rondelle W 7 ZN Arandela Rondella - Unterlegscheibe - Washer - |
| 43 | 193893 | Vis H,M 7- 35 zinguée Tornillo Vite - Schraube - Screw - |
| 44 | 193478 | Axe de galet (A souder) Eje de rodillo (A soldar) Perno rullo (A saldare) - Rollenachse (Zu schweissen) - Roller axle (To weld) - |
| 45 | 161845 | Rondelle SP 40 x 67 x 1 Arandela Rondella - Unterlegscheibe - Washer - |
| 45 | 163341 | Rondelle SP 40 x 67 x 0,5 Arandela Rondella - Unterlegscheibe - Washer - |
| 46 | 192806 | Galet Rodillo Rullo - Rolle - Roller - |
| 47 | 193522 | Rondelle Arandela Rondella - Unterlegscheibe - Washer - |
| 48 | 42412 | Vis FHc,M 8- 20-10.9-ZN8/C Tornillo Vite - Schraube - Screw - |
| 49 | 42231 | Rondelle W12 ZN Arandela Rondella - Unterlegscheibe - Washer - |
| 50 | 169353 | Vis H,M12-150- 45-8.8-ZN8/C Tornillo Vite - Schraube - Screw - |
| 51 | 170022 | Chaîne (51 Maillons) Cadena (51 Eslabón) Catena (51 Maglie) - Kette (51 Glied) - Chain (51 Link) - |

| 1 | 2 | 3 | 4 | 5 | 6 | 7 | 8 | 9 | 10 | 11 | 12 | 13 | 14 | 15 | 16 | 17 | 18 | 19 | 20 |
|---|---|---|---|---|---|---|---|---|----|----|----|----|----|----|----|----|----|----|----|
| | | | | 4 | 4 | | | | | | | 4 | | | | | | | |
| | | | | 4 | 4 | | | | | | | 4 | | | | | | | |
| | | | | 4 | 4 | | | | | | | 4 | | | | | | | |
| | | | | X | X | | | | | | | X | | | | | | | |
| | | | | X | X | | | | | | | X | | | | | | | |
| | | | | 2 | 2 | | | | | | | 2 | | | | | | | |
| | | | | 2 | 2 | | | | | | | 2 | | | | | | | |
| | | | | 2 | 2 | | | | | | | 2 | | | | | | | |
| | | | | 2 | 2 | | | | | | | 2 | | | | | | | |
| | | | | 2 | 2 | | | | | | | 2 | | | | | | | |

+

Catalogue : 647010

6

MAT DOUBLE 3m00 à 4m00 (Inclinaison standard 15°/ 15°)
 DOPPELT HUBMAST 3m00 bis 4m00 (Standard neigung 15°/ 15°)
 MASTIL DOBLE 3m00 a 4m00 (Inclinación estándar 15°/ 15°)
 DOUBLE MAST 3m00 a 4m00 (Standard tilting 15°/ 15°)
 ALBERO DOPPIO 3m00 a 4m50 (Inclinazione standard 15°/15°)

Qté-Menge-Cant-Qty-Q.ta

5 AA

50

M

| | | | | | | | | | | |
|-----|----|------|----|-------|-------|-----|------|-------|----|-------|
| 1- | M | 26-2 | S3 | E2/E3 | 11- | MC | 70 | PS | S3 | E2/E3 |
| 2- | M | 30-2 | S3 | E2/E3 | 12- | M-X | 30-4 | S3-E3 | | |
| 3- | M | 26-4 | S3 | E2/E3 | 13- | M-X | 50-4 | S3-E3 | | |
| 4- | M | 30-4 | S3 | E2/E3 | 14- | M-X | 70-2 | S3-E3 | | |
| 5- | M | 40-4 | S3 | E2/E3 | 15- | | | | | |
| 6- | M | 50-4 | S3 | E2/E3 | 16- | | | | | |
| 7- | MC | 30 | S3 | E2/E3 | 17- | | | | | |
| 8- | MC | 40 | PS | S3 | E2/E3 | 18- | | | | |
| 9- | MC | 50 | PS | S3 | E2/E3 | 19- | | | | |
| 10- | MC | 60 | PS | S3 | E2/E3 | 20- | | | | |

| Rep Hinw Fig Item Rif | Número Teil-Nr Numero Part-Nr Part-Nr | Désignation Bezeichnung Descripcion Description Descrizione |
|-----------------------------------|---|---|
| 52 | 193711 | Chaîne (53 Maillons) - Kette (53 Glied) Cadena (53 Eslabón) - Chain (53 Link) Catena (53 Maglie) - |
| 53 | 74524 | Chaîne (55 Maillons) - Kette (55 Glied) Cadena (55 Eslabón) - Chain (55 Link) Catena (55 Maglie) - |
| 54 | 195684 | Chaîne (57 Maillons) - Kette (57 Glied) Cadena (57 Eslabón) - Chain (57 Link) Catena (57 Maglie) - |
| 55 | 198282 | Chaîne (61 Maillons) - Kette (61 Glied) Cadena (61 Eslabón) - Chain (61 Link) Catena (61 Maglie) - |
| 56 | 197633 | Rondelle HR21 x 40x4 ZN - Unterlegscheibe Arandela - Washer Rondella - |
| 57 | 162848 | Tendeur de chaîne - Kettenspanner Tensor de cadena - Chain tightener Tenditore catena - |
| 58 | 42817 | Ecrou H ,M20 zingué - Mutter Tuerca - Nut Dado - |
| 59 | 219297 | Tablier porte fourches, nu (Longueur 1670 mm) Gabelträger, allein (Länge 1670 mm) Tablero portahorquillas, solo (Longitud 1670 mm) Forks carrier, stripped (Length 1670 mm) Portaforche, nudo (Lunghezza 1670 mm) |
| 60 | 219298 | Tablier porte fourches, nu (Longueur 1670 mm) Gabelträger, allein (Länge 1670 mm) Tablero portahorquillas, solo (Longitud 1670 mm) Forks carrier, stripped (Length 1670 mm) Portaforche, nudo (Lunghezza 1670 mm) |
| 61 | 32115 | Ecrou Hm, M20 zingué - Mutter Tuerca - Nut Dado - |

| 1 | 2 | 3 | 4 | 5 | 6 | 7 | 8 | 9 | 10 | 11 | 12 | 13 | 14 | 15 | 16 | 17 | 18 | 19 | 20 |
|---|---|---|---|---|---|---|---|---|----|----|----|----|----|----|----|----|----|----|----|
| | | | | 2 | 2 | | | | | | | 2 | | | | | | | |
| | | | | 2 | 2 | | | | | | | 2 | | | | | | | |
| | | | | 2 | 2 | | | | | | | 2 | | | | | | | |
| | | | | 2 | 2 | | | | | | | 2 | | | | | | | |
| | | | | 4 | 4 | | | | | | | 4 | | | | | | | |
| | | | | 2 | 2 | | | | | | | 2 | | | | | | | |
| | | | | 2 | 2 | | | | | | | 2 | | | | | | | |
| | | | | 1 | | | | | | | | 1 | | | | | | | |
| | | | | | 1 | | | | | | | 1 | | | | | | | |
| | | | | 2 | 2 | | | | | | | 2 | | | | | | | |

+

Catalogue : 647010

7

MAT DOUBLE 3m00 à 4m00 (Inclinaison standard 15°/ 15°)
 DOPPELT HUBMAST 3m00 bis 4m00 (Standard neigung 15°/ 15°)
 MASTIL DOBLE 3m00 a 4m00 (Inclinación estándar 15°/ 15°)
 DOUBLE MAST 3m00 a 4m00 (Standard tilting 15°/ 15°)
 ALBERO DOPPIO 3m00 a 4m50 (Inclinazione standard 15°/15°)

Qté-Menge-Cant-Qty-Q.ta

5 AA

50

M

| | | | | | | | | | | |
|-----|----|------|----|-------|-------|-----|------|-------|----|-------|
| 1- | M | 26-2 | S3 | E2/E3 | 11- | MC | 70 | PS | S3 | E2/E3 |
| 2- | M | 30-2 | S3 | E2/E3 | 12- | M-X | 30-4 | S3-E3 | | |
| 3- | M | 26-4 | S3 | E2/E3 | 13- | M-X | 50-4 | S3-E3 | | |
| 4- | M | 30-4 | S3 | E2/E3 | 14- | M-X | 70-2 | S3-E3 | | |
| 5- | M | 40-4 | S3 | E2/E3 | 15- | | | | | |
| 6- | M | 50-4 | S3 | E2/E3 | 16- | | | | | |
| 7- | MC | 30 | S3 | E2/E3 | 17- | | | | | |
| 8- | MC | 40 | PS | S3 | E2/E3 | 18- | | | | |
| 9- | MC | 50 | PS | S3 | E2/E3 | 19- | | | | |
| 10- | MC | 60 | PS | S3 | E2/E3 | 20- | | | | |

| Rep Hinw Fig Item Rif | Número Teil-Nr Numero Part-Nr Part-Nr | Désignation Bezeichnung Descripcion Description Descrizione |
|-----------------------------------|---|---|
| 63 | 193478 | Axe de galet (A souder) - Rollenachse (Zu schweissen) Eje de rodillo (A soldar) - Roller axle (To weld) Perno rullo (A saldare) - |
| 64 | 161845 | Rondelle SP 40 x 67 x 1 - Unterlegscheibe Arandela - Washer Rondella - |
| 64 | 163341 | Rondelle SP 40 x 67 x 0,5 - Unterlegscheibe Arandela - Washer Rondella - |
| 65 | 192806 | Galet - Rolle Rodillo - Roller Rullo - |
| 66 | 193522 | Rondelle - Unterlegscheibe Arandela - Washer Rondella - |
| 67 | 42412 | Vis FHc,M 8- 20-10.9-ZN8/C - Schraube Tornillo - Screw Vite - |
| 68 | 192807 | Galet guide - Führungsrolle Rodillo guía - Guide roller Rullo guida - |
| 69 | 38373 | Cale d'épaisseur 1 mm - Ausgleichscheibe Cala de espesor - Shim Spessore - |
| 69 | 38374 | Cale d'épaisseur 2 mm - Ausgleichscheibe Cala de espesor - Shim Spessore - |
| 70 | 42232 | Rondelle W10 ZN - Unterlegscheibe Arandela - Washer Rondella - |
| 71 | 160566 | Vis H,M10- 60-8.8-ZN8/C - Schraube Tornillo - Screw Vite - |

| 1 | 2 | 3 | 4 | 5 | 6 | 7 | 8 | 9 | 10 | 11 | 12 | 13 | 14 | 15 | 16 | 17 | 18 | 19 | 20 |
|---|---|---|---|---|---|---|---|---|----|----|----|----|----|----|----|----|----|----|----|
| | | | | 4 | 4 | | | | | | | 4 | | | | | | | |
| | | | | | X | X | | | | | | X | | | | | | | |
| | | | | | X | X | | | | | | X | | | | | | | |
| | | | | | 4 | 4 | | | | | | 4 | | | | | | | |
| | | | | | 4 | 4 | | | | | | 4 | | | | | | | |
| | | | | | 4 | 4 | | | | | | 4 | | | | | | | |
| | | | | | 4 | 4 | | | | | | 4 | | | | | | | |
| | | | | | X | X | | | | | | X | | | | | | | |
| | | | | | X | X | | | | | | X | | | | | | | |
| | | | | | 8 | 8 | | | | | | 8 | | | | | | | |
| | | | | | 8 | 8 | | | | | | 8 | | | | | | | |

+

Catalogue : 647010

8

MAT DOUBLE 3m00 à 4m00 (Inclinaison standard 15°/ 15°)
 DOPPELT HUBMAST 3m00 bis 4m00 (Standard neigung 15°/ 15°)
 MASTIL DOBLE 3m00 a 4m00 (Inclinación estándar 15°/ 15°)
 DOUBLE MAST 3m00 a 4m00 (Standard tilting 15°/ 15°)
 ALBERO DOPPIO 3m00 a 4m50 (Inclinazione standard 15°/15°)

Qté-Menge-Cant-Qty-Q.ta

5 AA

50

M

| | | | | | | | | | | |
|-----|----|------|----|-------|-------|-----|------|-------|----|-------|
| 1- | M | 26-2 | S3 | E2/E3 | 11- | MC | 70 | PS | S3 | E2/E3 |
| 2- | M | 30-2 | S3 | E2/E3 | 12- | M-X | 30-4 | S3-E3 | | |
| 3- | M | 26-4 | S3 | E2/E3 | 13- | M-X | 50-4 | S3-E3 | | |
| 4- | M | 30-4 | S3 | E2/E3 | 14- | M-X | 70-2 | S3-E3 | | |
| 5- | M | 40-4 | S3 | E2/E3 | 15- | | | | | |
| 6- | M | 50-4 | S3 | E2/E3 | 16- | | | | | |
| 7- | MC | 30 | S3 | E2/E3 | 17- | | | | | |
| 8- | MC | 40 | PS | S3 | E2/E3 | 18- | | | | |
| 9- | MC | 50 | PS | S3 | E2/E3 | 19- | | | | |
| 10- | MC | 60 | PS | S3 | E2/E3 | 20- | | | | |

| Rep Hinw Fig Item Rif | Numéro Teil-Nr Numero Part-Nr Part-Nr | Désignation Bezeichnung Descripcion Description Descrizione |
|-----------------------------------|---|--|
| 72 | 162849 | Axe + 2 goupilles - Bolzen + 2 stift Eje + 2 pasadors - Pin + 2 cotter pin Perno + 2 spina - |
| 73 | 176716 | Vis H,M14-150- 30-8.8-ZN8/C - Schraube Tornillo - Screw Vite - |
| 74 | 9911 | Rondelle SP 14,5x 52 x 4 ZN - Unterlegscheibe Arandela - Washer Rondella - |
| 75 | 58550 | Vis H,M12- 50-8.8-ZN8/C - Schraube Tornillo - Screw Vite - |
| 76 | 58548 | Ecrou H ,M12 C 8 ZN..C - Mutter Tuerca - Nut Dado - |
| 77 | 415497 | Fourche - Gabel Horquilla - Fork Forca - |
| 78 | 204382 | Levier - Hebel Palanca - Lever Leva - |
| 79 | 219299 | Tête de vérin - Zylinderkopf Cabeza de cilindro - Cylinder head Testa cilindro - |
| 80 | 175549 | Ressort - Feder Muelle - Spring Molla - |
| 81 | 175551 | Goupille 5 x 25 E - Stift Pasador - Pin Spina - |
| 82 | 204387 | Verrou - Riegel Cerrojo - Locker Catenaccio - |

| 1 | 2 | 3 | 4 | 5 | 6 | 7 | 8 | 9 | 10 | 11 | 12 | 13 | 14 | 15 | 16 | 17 | 18 | 19 | 20 |
|---|---|---|---|---|---|---|---|---|----|----|----|----|----|----|----|----|----|----|----|
| | | | | 4 | 4 | | | | | | | 4 | | | | | | | |
| | | | | 2 | 2 | | | | | | | 2 | | | | | | | |
| | | | | 2 | 2 | | | | | | | 2 | | | | | | | |
| | | | | 1 | 1 | | | | | | | 1 | | | | | | | |
| | | | | 1 | 1 | | | | | | | 1 | | | | | | | |
| | | | | 2 | 2 | | | | | | | 2 | | | | | | | |
| | | | | 1 | 1 | | | | | | | 1 | | | | | | | |
| | | | | 2 | 2 | | | | | | | 2 | | | | | | | |
| | | | | 2 | 2 | | | | | | | 2 | | | | | | | |
| | | | | 2 | 2 | | | | | | | 2 | | | | | | | |

+

Catalogue : 647010

9

MAT DOUBLE 3m00 à 4m00 (Inclinaison standard 15°/ 15°)
 DOPPELT HUBMAST 3m00 bis 4m00 (Standard neigung 15°/ 15°)
 MASTIL DOBLE 3m00 a 4m00 (Inclinación estándar 15°/ 15°)
 DOUBLE MAST 3m00 a 4m00 (Standard tilting 15°/ 15°)
 ALBERO DOPPIO 3m00 a 4m50 (Inclinazione standard 15°/15°)

Qté-Menge-Cant-Qty-Q.ta

5 AA

50

M

| | | | | | | | | | | |
|-----|----|------|----|-------|-------|-----|------|-------|----|-------|
| 1- | M | 26-2 | S3 | E2/E3 | 11- | MC | 70 | PS | S3 | E2/E3 |
| 2- | M | 30-2 | S3 | E2/E3 | 12- | M-X | 30-4 | S3-E3 | | |
| 3- | M | 26-4 | S3 | E2/E3 | 13- | M-X | 50-4 | S3-E3 | | |
| 4- | M | 30-4 | S3 | E2/E3 | 14- | M-X | 70-2 | S3-E3 | | |
| 5- | M | 40-4 | S3 | E2/E3 | 15- | | | | | |
| 6- | M | 50-4 | S3 | E2/E3 | 16- | | | | | |
| 7- | MC | 30 | S3 | E2/E3 | 17- | | | | | |
| 8- | MC | 40 | PS | S3 | E2/E3 | 18- | | | | |
| 9- | MC | 50 | PS | S3 | E2/E3 | 19- | | | | |
| 10- | MC | 60 | PS | S3 | E2/E3 | 20- | | | | |

| Rep Hinw Fig Item Rif | Número Teil-Nr Numero Part-Nr Part-Nr | Désignation Bezeichnung Descripcion Description Descrizione |
|-----------------------------------|---|--|
| 83 | 415499 | Fourche Horquilla Forca - Gabel - Fork - |
| 84 | 266719 | Galet de chaîne Rodillo de cadena Rullo catena - Kettenrolle - Chain roller - |
| 85 | 7519 | Circlips Aro retén Anello elastico - Sicherungsring - Circlip - |
| 86 | 219300 | Plat d'arrêt Placa de parada Piatto d'arresto - Anschlag platte - Stop plate - |
| 87 | 211805 | Vis CHc,M20- 70-12.9-ZN8/C Tornillo Vite - Schraube - Screw - |
| 88 | 168358 | Vis H,M14- 50-10.9-ZN8/C Tornillo Vite - Schraube - Screw - |
| 89 | 42256 | Rondelle W14 ZN Arandela Rondella - Unterlegscheibe - Washer - |
| 90 | 219287 | Montant fixe (3,00 m) Montante fijo Montante fisso - Aussengerüst - Outer channel - |
| 91 | 219288 | Montant fixe (3,30 m) Montante fijo Montante fisso - Aussengerüst - Outer channel - |
| 92 | 219289 | Montant fixe (3,50 m) Montante fijo Montante fisso - Aussengerüst - Outer channel - |
| 93 | 219290 | Montant fixe (3,70 m) Montante fijo Montante fisso - Aussengerüst - Outer channel - |

| 1 | 2 | 3 | 4 | 5 | 6 | 7 | 8 | 9 | 10 | 11 | 12 | 13 | 14 | 15 | 16 | 17 | 18 | 19 | 20 |
|---|---|---|---|---|---|---|---|---|----|----|----|----|----|----|----|----|----|----|----|
| | | | | | 2 | | | | | | | 2 | | | | | | | |
| | | | | | 2 | 2 | | | | | | 2 | | | | | | | |
| | | | | | 2 | 2 | | | | | | 2 | | | | | | | |
| | | | | | 1 | 1 | | | | | | 1 | | | | | | | |
| | | | | | 1 | 1 | | | | | | 1 | | | | | | | |
| | | | | | 2 | 2 | | | | | | 2 | | | | | | | |
| | | | | | 2 | 2 | | | | | | 2 | | | | | | | |
| | | | | | 1 | 1 | | | | | | 1 | | | | | | | |
| | | | | | 1 | 1 | | | | | | 1 | | | | | | | |
| | | | | | 1 | 1 | | | | | | 1 | | | | | | | |

+

Catalogue : 647010

10

MAT DOUBLE 3m00 à 4m00 (Inclinaison standard 15°/ 15°)
 DOPPELT HUBMAST 3m00 bis 4m00 (Standard neigung 15°/ 15°)
 MASTIL DOBLE 3m00 a 4m00 (Inclinación estándar 15°/ 15°)
 DOUBLE MAST 3m00 a 4m00 (Standard tilting 15°/ 15°)
 ALBERO DOPPIO 3m00 a 4m50 (Inclinazione standard 15°/15°)

Qté-Menge-Cant-Qty-Q.ta

5 AA

50

M

| | |
|-----------------------|-----------------------|
| 1- M 26-2 S3 E2/E3 | 11- MC 70 PS S3 E2/E3 |
| 2- M 30-2 S3 E2/E3 | 12- M-X 30-4 S3-E3 |
| 3- M 26-4 S3 E2/E3 | 13- M-X 50-4 S3-E3 |
| 4- M 30-4 S3 E2/E3 | 14- M-X 70-2 S3-E3 |
| 5- M 40-4 S3 E2/E3 | 15- |
| 6- M 50-4 S3 E2/E3 | 16- |
| 7- MC 30 S3 E2/E3 | 17- |
| 8- MC 40 PS S3 E2/E3 | 18- |
| 9- MC 50 PS S3 E2/E3 | 19- |
| 10- MC 60 PS S3 E2/E3 | 20- |

| Rep Hinw Fig Item Rif | Número Teil-Nr Numero Part-Nr Part-Nr | Désignation Bezeichnung Descripcion Description Descrizione |
|-----------------------------------|---|---|
| 94 | 219291 | Montant fixe (4,00 m) - Aussengerüst Montante fijo - Outer channel Montante fisso - |
| 95 | 204959 | Verrou - Riegel Cerrojo - Locker Catenaccio - |
| 96 | 219301 | Tablier (Lg 2000) - Träger Tablero - Carrier Attaco rapido - |
| 97 | 219302 | Tablier (Lg 2000) - Träger Tablero - Carrier Attaco rapido - |
| 98 | 219303 | Tablier (Lg 1670) - Träger Tablero - Carrier Attaco rapido - |
| 99 | 219304 | Tablier (Lg 1670) - Träger Tablero - Carrier Attaco rapido - |
| 100 | 219305 | Tablier (Lg 2000) - Träger Tablero - Carrier Attaco rapido - |
| 101 | 219306 | Tablier (Lg 2000) - Träger Tablero - Carrier Attaco rapido - |
| 102 | 193710 | Chaîne (47 Maillons) - Kette (47 Glied) Cadena (47 Eslabón) - Chain (47 Link) Catena (47 Maglie) - |
| 103 | 73287 | Chaîne (49 Maillons) - Kette (49 Glied) Cadena (49 Eslabón) - Chain (49 Link) Catena (49 Maglie) - |
| 104 | 170022 | Chaîne (51 Maillons) - Kette (51 Glied) Cadena (51 Eslabón) - Chain (51 Link) Catena (51 Maglie) - |

| 1 | 2 | 3 | 4 | 5 | 6 | 7 | 8 | 9 | 10 | 11 | 12 | 13 | 14 | 15 | 16 | 17 | 18 | 19 | 20 |
|---|---|---|---|---|---|---|---|---|----|----|----|----|----|----|----|----|----|----|----|
| | | | | 1 | 1 | | | | | | | 1 | | | | | | | |
| | | | | | 2 | | | | | | | 2 | | | | | | | |
| | | | | 1 | | | | | | | | | | | | | | | |
| | | | | | 1 | | | | | | | 1 | | | | | | | |
| | | | | | 1 | | | | | | | | | | | | | | |
| | | | | | 1 | | | | | | | 1 | | | | | | | |
| | | | | | 1 | | | | | | | | | | | | | | |
| | | | | | 1 | | | | | | | | | | | | | | |
| | | | | | 2 | 2 | | | | | | 2 | | | | | | | |
| | | | | | 2 | 2 | | | | | | 2 | | | | | | | |
| | | | | | 2 | 2 | | | | | | 2 | | | | | | | |

+

Catalogue : 647010

11

MAT DOUBLE 3m00 à 4m00 (Inclinaison standard 15°/ 15°)
 DOPPELT HUBMAST 3m00 bis 4m00 (Standard neigung 15°/ 15°)
 MASTIL DOBLE 3m00 a 4m00 (Inclinación estándar 15°/ 15°)
 DOUBLE MAST 3m00 a 4m00 (Standard tilting 15°/ 15°)
 ALBERO DOPPIO 3m00 a 4m50 (Inclinazione standard 15°/15°)

Qté-Menge-Cant-Qty-Q.ta

5 AA

50

M

- | | |
|-----------------------|-----------------------|
| 1- M 26-2 S3 E2/E3 | 11- MC 70 PS S3 E2/E3 |
| 2- M 30-2 S3 E2/E3 | 12- M-X 30-4 S3-E3 |
| 3- M 26-4 S3 E2/E3 | 13- M-X 50-4 S3-E3 |
| 4- M 30-4 S3 E2/E3 | 14- M-X 70-2 S3-E3 |
| 5- M 40-4 S3 E2/E3 | 15- |
| 6- M 50-4 S3 E2/E3 | 16- |
| 7- MC 30 S3 E2/E3 | 17- |
| 8- MC 40 PS S3 E2/E3 | 18- |
| 9- MC 50 PS S3 E2/E3 | 19- |
| 10- MC 60 PS S3 E2/E3 | 20- |

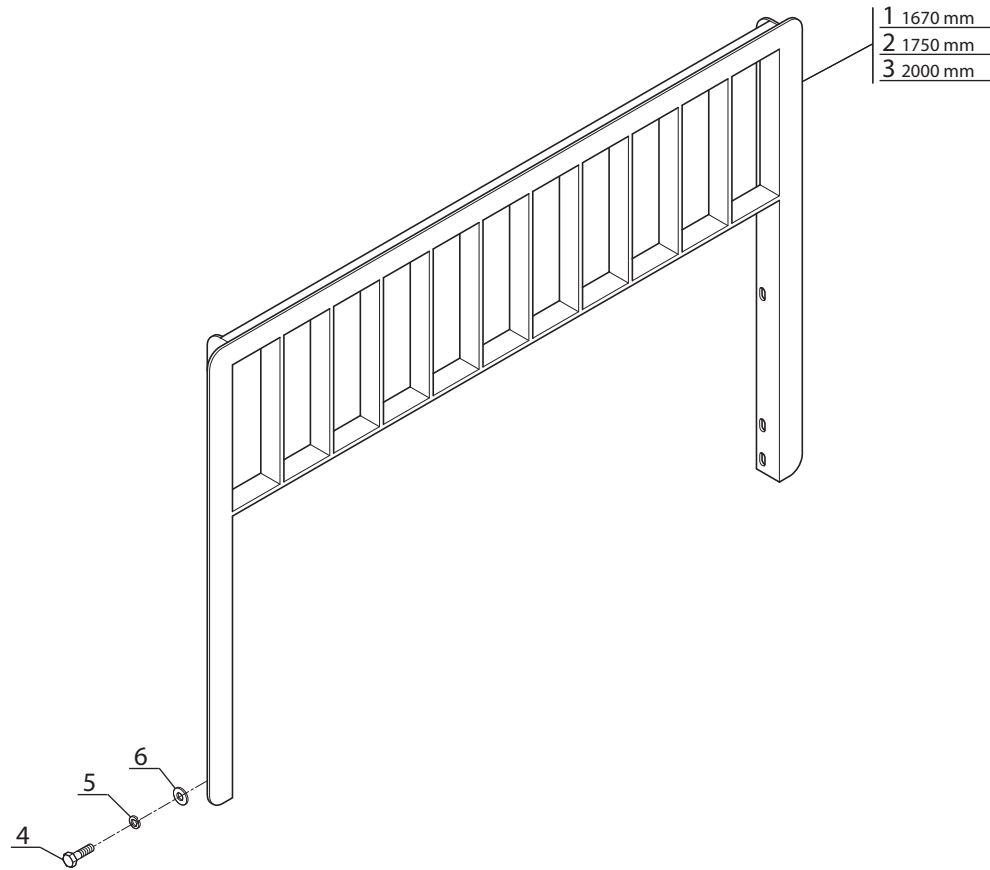
| Rep Hinw Fig Item Rif | Numéro Teil-Nr Numero Part-Nr Part-Nr | Désignation Bezeichnung Descripcion Description Descrizione |
|-----------------------------------|---|---|
| 105 | 193711 | Chaîne (53 Maillons) - Kette (53 Glied) Cadena (53 Eslabón) - Chain (53 Link) Catena (53 Maglie) - |
| 106 | 195684 | Chaîne (57 Maillons) - Kette (57 Glied) Cadena (57 Eslabón) - Chain (57 Link) Catena (57 Maglie) - |

| 1 | 2 | 3 | 4 | 5 | 6 | 7 | 8 | 9 | 10 | 11 | 12 | 13 | 14 | 15 | 16 | 17 | 18 | 19 | 20 |
|---|---|---|---|---|---|---|---|---|----|----|----|----|----|----|----|----|----|----|----|
| | | | | 2 | 2 | | | | | | | 2 | | | | | | | |
| | | | | 2 | 2 | | | | | | | 2 | | | | | | | |

5 AC 12

DOSSERET DE CHARGE
RÜCKLEHNETRAGLAST
COSTILLA DE CARGA
BACK LOAD REST
SPONDA DI CARICO

M 40-4 S.3 / M 50-4 S.3
MC 40 PS S.3 / MC 50 PS S.3
M-X 50-4 S.3



Catalogue : 647010

1

DOSSERET DE CHARGE
RÜCKLEHNETRAGLAST
COSTILLA DE CARGA
BACK LOAD REST
SPONDA DI CARICO

Qté-Menge-Cant-Qty-Q.ta

5 AC

12

M

| | |
|-----------------------|-----------------------|
| 1- M 26-2 S3 E2/E3 | 11- MC 70 PS S3 E2/E3 |
| 2- M 30-2 S3 E2/E3 | 12- M-X 30-4 S3-E3 |
| 3- M 26-4 S3 E2/E3 | 13- M-X 50-4 S3-E3 |
| 4- M 30-4 S3 E2/E3 | 14- M-X 70-2 S3-E3 |
| 5- M 40-4 S3 E2/E3 | 15- |
| 6- M 50-4 S3 E2/E3 | 16- |
| 7- MC 30 S3 E2/E3 | 17- |
| 8- MC 40 PS S3 E2/E3 | 18- |
| 9- MC 50 PS S3 E2/E3 | 19- |
| 10- MC 60 PS S3 E2/E3 | 20- |

| Rep Hinw Fig Item Rif | Número Teil-Nr Numero Part-Nr Part-Nr | Désignation Bezeichnung Descripcion Description Descrizione |
|-----------------------------------|---|--|
| 1 | 199579 | Dosseret de charge, nu (1670 mm) Rücklehnmetraglast, allein Costilla de carga, solo - Back load rest, stripped Sponda di carico, nudo - |
| 2 | 201171 | Dosseret de charge, nu (1750 mm) Rücklehnmetraglast, allein Costilla de carga, solo - Back load rest, stripped Sponda di carico, nudo - |
| 3 | 199583 | Dosseret de charge, nu (2000 mm) Rücklehnmetraglast, allein Costilla de carga, solo - Back load rest, stripped Sponda di carico, nudo - |
| 4 | 184492 | Vis H,M14-150- 40-8.8-ZN8/C - Schraube Tornillo - Screw Vite - |
| 5 | 42256 | Rondelle W14 ZN - Unterlegscheibe Arandela - Washer Rondella - |
| 6 | 61680 | Rondelle M 14 ZN - Unterlegscheibe Arandela - Washer Rondella - |

| 1 | 2 | 3 | 4 | 5 | 6 | 7 | 8 | 9 | 10 | 11 | 12 | 13 | 14 | 15 | 16 | 17 | 18 | 19 | 20 |
|---|---|---|---|---|---|---|---|---|----|----|----|----|----|----|----|----|----|----|----|
| | | | | 1 | 1 | | 1 | 1 | | | | 1 | | | | | | | |
| | | | | | 1 | 1 | | 1 | 1 | | | 1 | | | | | | | |
| | | | | | 1 | 1 | | 1 | 1 | | | 1 | | | | | | | |
| | | | | | 4 | 4 | | 4 | 4 | | | 4 | | | | | | | |
| | | | | | 4 | 4 | | 4 | 4 | | | 4 | | | | | | | |
| | | | | | 4 | 4 | | 4 | 4 | | | 4 | | | | | | | |

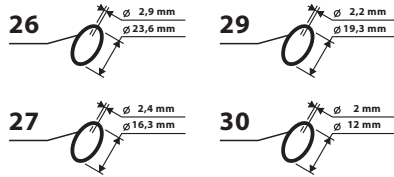
10 AC 39

1er MONTAGE (Tige de vérin ø50mm)
 1ste MONTAGE (Zylinder stange ø50mm)
 1ro MONTAJE (Vastago de cilindro ø50mm)
 1st MOUNTING (Cylinder rod ø50mm)
 1mo MONTAGGIO (Stelo del cilindro ø50mm)

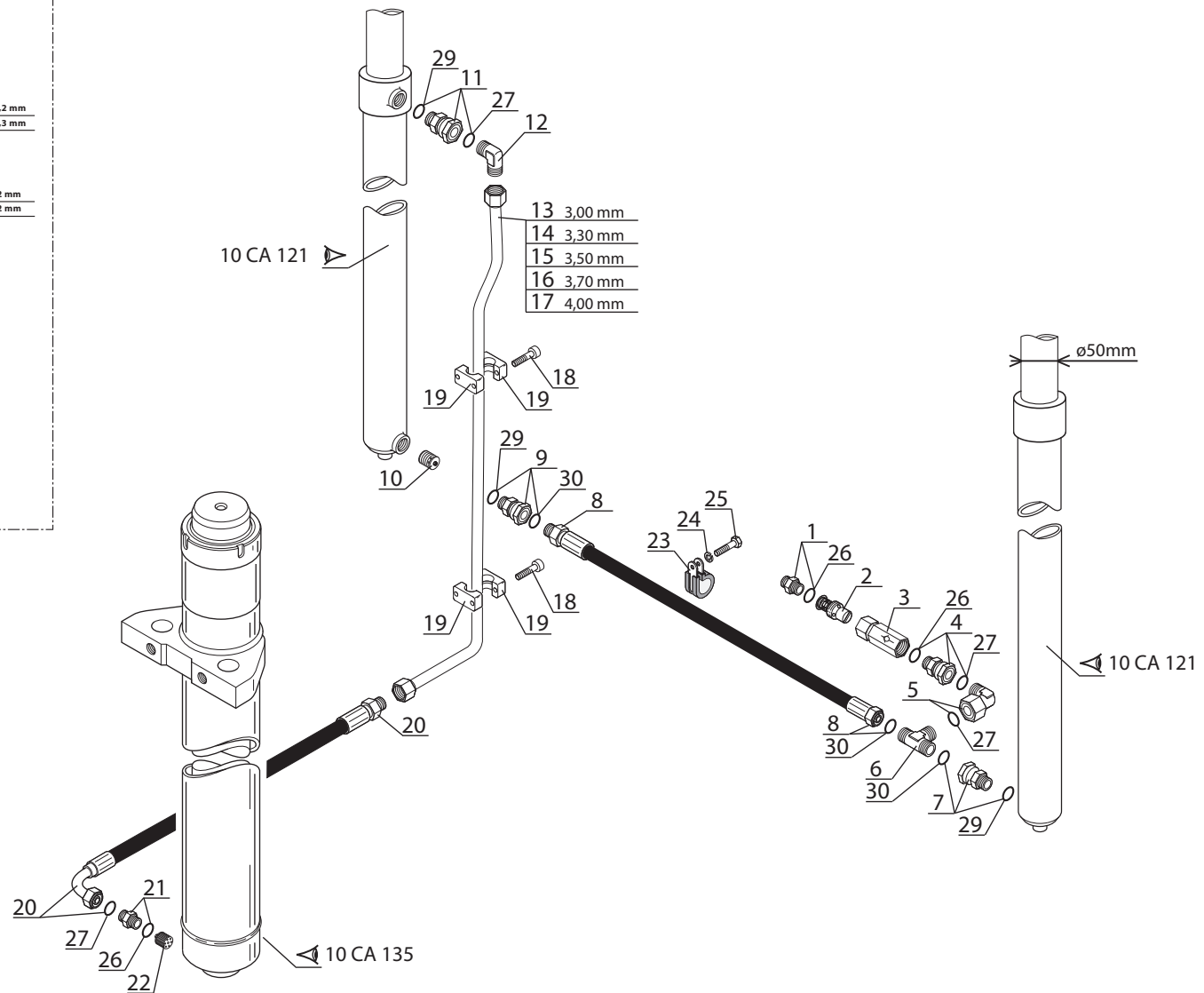
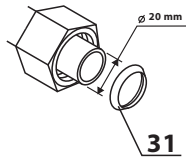
HYDRAULIQUE (Branch vérin d'élévation)
 HYDRAULIK (Rohranschluss hubzylinder)
 HIDRAULICO (Derivación cilindro de elevación)
 HYDRAULIC (Branch connection lifting cylinder)
 IDRAULICO (Diramazione, cilindro di sollevamento)

M 40-4 S.3 / M 50-4 S.3
MC 40 PS S.3 / MC 50 PS S.3
M-X 50-4 S.3

POUR FLEXIBLE ET RACCORD
 FÜR SCHLAUCH UND VERSCHRAUBUNG
 PARA FLEXIBLE Y RACOR
 FOR HOSE AND CONNECTION
 PER FLESSIBILE E RACCORDO



POUR TUBE - FÜR ROHR
 PARA TUBO - FOR TUBE
 PER TUBO



Catalogue : 647010

1

HYDRAULIQUE (Branchement vérin d'élévation)
 HYDRAULIK (Rohranschluss hubzylinder)
 HIDRAULICO (Derivación cilindro de elevación)
 HYDRAULIC (Branch connection lifting cylinder)
 IDRAULICO (Divamazione cilindro di sollevamento)

Qté-Menge-Cant-Qty-Q.ta

10 AC

39

M

1- M 26-2 S3 E2/E3 11- MC 70 PS S3 E2/E3
 2- M 30-2 S3 E2/E3 12- M-X 30-4 S3-E3
 3- M 26-4 S3 E2/E3 13- M-X 50-4 S3-E3
 4- M 30-4 S3 E2/E3 14- M-X 70-2 S3-E3
 5- M 40-4 S3 E2/E3 15-
 6- M 50-4 S3 E2/E3 16-
 7- MC 30 S3 E2/E3 17-
 8- MC 40 PS S3 E2/E3 18-
 9- MC 50 PS S3 E2/E3 19-
 10- MC 60 PS S3 E2/E3 20-

| Rep Hinw Fig Item Rif | Numéro Teil-Nr Numero Part-Nr Part-Nr | Désignation Bezeichnung Descripcion Description Descrizione | 1 | 2 | 3 | 4 | 5 | 6 | 7 | 8 | 9 | 10 | 11 | 12 | 13 | 14 | 15 | 16 | 17 | 18 | 19 | 20 |
|-----------------------------------|---|---|---|---|---|---|---|---|---|---|---|----|----|----|----|----|----|----|----|----|----|----|
| 1 | 74356 | Raccord Union Racor Raccordo - Verschraubung - Connection - | | | | | 1 | 1 | | 1 | 1 | | | | 1 | | | | | | | |
| 2 | 192872 | Ralentisseur Válvula de restricción Regolatore - Druckregler - Flow restrictor - | | | | | 1 | 1 | | 1 | 1 | | | | 1 | | | | | | | |
| 3 | 201388 | Corps de ralentisseur Cuerpo de válvula de restricción Flow restrictor body Corpo di regolatore - Druckregler körper - | | | | | 1 | 1 | | 1 | 1 | | | | 1 | | | | | | | |
| 4 | 175017 | Raccord Racor Raccordo - Verschraubung - Connection - | | | | | 1 | 1 | | 1 | 1 | | | | 1 | | | | | | | |
| 5 | 217043 | Raccord Coudé 90° Adapteur Racor Raccordo - Verschraubung - Connection - | | | | | 1 | 1 | | 1 | 1 | | | | 1 | | | | | | | |
| 6 | 174557 | Raccord Té Réducteur Racor Raccordo - Verschraubung - Connection - | | | | | 1 | 1 | | 1 | 1 | | | | 1 | | | | | | | |
| 7 | 168904 | Raccord Adapteur Racor Raccordo - Verschraubung - Connection - | | | | | 1 | 1 | | 1 | 1 | | | | 1 | | | | | | | |
| 8 | 180398 | Flexible (Lg 620) Flexible Flessibile - Schlauch - Hose - | | | | | 1 | 1 | | 1 | 1 | | | | 1 | | | | | | | |
| 9 | 168904 | Raccord Adapteur Racor Raccordo - Verschraubung - Connection - | | | | | 1 | 1 | | 1 | 1 | | | | 1 | | | | | | | |
| 10 | 169587 | Ralentisseur Válvula de restricción Regolatore - Druckregler - Flow restrictor - | | | | | 1 | 1 | | 1 | 1 | | | | 1 | | | | | | | |
| 11 | 174555 | Raccord Racor Raccordo - Verschraubung - Connection - | | | | | 1 | 1 | | 1 | 1 | | | | 1 | | | | | | | |

+

Catalogue : 647010

3

HYDRAULIQUE (Branchement vérin d'élévation)
 HYDRAULIK (Rohranschluss hubzylinder)
 HIDRAULICO (Derivación cilindro de elevación)
 HYDRAULIC (Branch connection lifting cylinder)
 IDRAULICO (Divamazione cilindro di sollevamento)

Qté-Menge-Cant-Qty-Q.ta

10 AC

39

M

1- M 26-2 S3 E2/E3 11- MC 70 PS S3 E2/E3
 2- M 30-2 S3 E2/E3 12- M-X 30-4 S3-E3
 3- M 26-4 S3 E2/E3 13- M-X 50-4 S3-E3
 4- M 30-4 S3 E2/E3 14- M-X 70-2 S3-E3
 5- M 40-4 S3 E2/E3 15-
 6- M 50-4 S3 E2/E3 16-
 7- MC 30 S3 E2/E3 17-
 8- MC 40 PS S3 E2/E3 18-
 9- MC 50 PS S3 E2/E3 19-
 10- MC 60 PS S3 E2/E3 20-

| Rep Hinw Fig Item Rif | Numéro Teil-Nr Numero Part-Nr Part-Nr | Désignation Bezeichnung Description Description | 1 | 2 | 3 | 4 | 5 | 6 | 7 | 8 | 9 | 10 | 11 | 12 | 13 | 14 | 15 | 16 | 17 | 18 | 19 | 20 | |
|-----------------------------------|---|--|---|---|---|---|---|---|---|---|---|----|----|----|----|----|----|----|----|----|----|----|--|
| 23 | 86506 | Collier Abrazadera Fascetta - Spannschelle - Clamp - | | | | | 1 | 1 | | 1 | 1 | | | | 1 | | | | | | | | |
| 24 | 42325 | Rondelle W 8 ZN Arandela Rondella - Unterlegscheibe - Washer - | | | | | 1 | 1 | | 1 | 1 | | | | 1 | | | | | | | | |
| 25 | 42347 | Vis H,M 8- 20-8.8-ZN8/C Tornillo Vite - Schraube - Screw - | | | | | 1 | 1 | | 1 | 1 | | | | 1 | | | | | | | | |
| 26 | 169372 | Joint torique Junta torica Anello OR - "O" ring - "O" ring - | | | | | X | X | | X | X | | | | X | | | | | | | | |
| 27 | 86788 | Joint torique Junta tórica Anello OR - "O" ring - "O" ring - | | | | | X | X | | X | X | | | | X | | | | | | | | |
| 29 | 169373 | Joint torique Junta tórica Anello OR - "O" ring - "O" ring - | | | | | X | X | | X | X | | | | X | | | | | | | | |
| 30 | 189956 | Joint torique Junta tórica Anello OR - "O" ring - "O" ring - | | | | | X | X | | X | X | | | | X | | | | | | | | |
| 31 | 169439 | Joint d'étanchéité Junta de estanqueidad Guarnizione - Dichtungsring - Seal - | | | | | X | X | | X | X | | | | X | | | | | | | | |

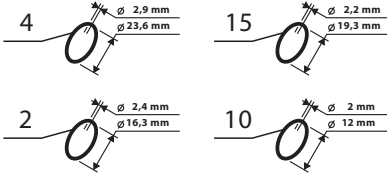
10 AC 45

2ème MONTAGE (Tige de vérin ø45mm)
 2te MONTAGE (Zylinder stange ø45mm)
 2do MONTAJE (Vastago de cilindro ø45mm)
 2nd MOUNTING (Cylinder rod ø45mm)
 2do MONTAGGIO (Stelo del cilindro ø45mm)

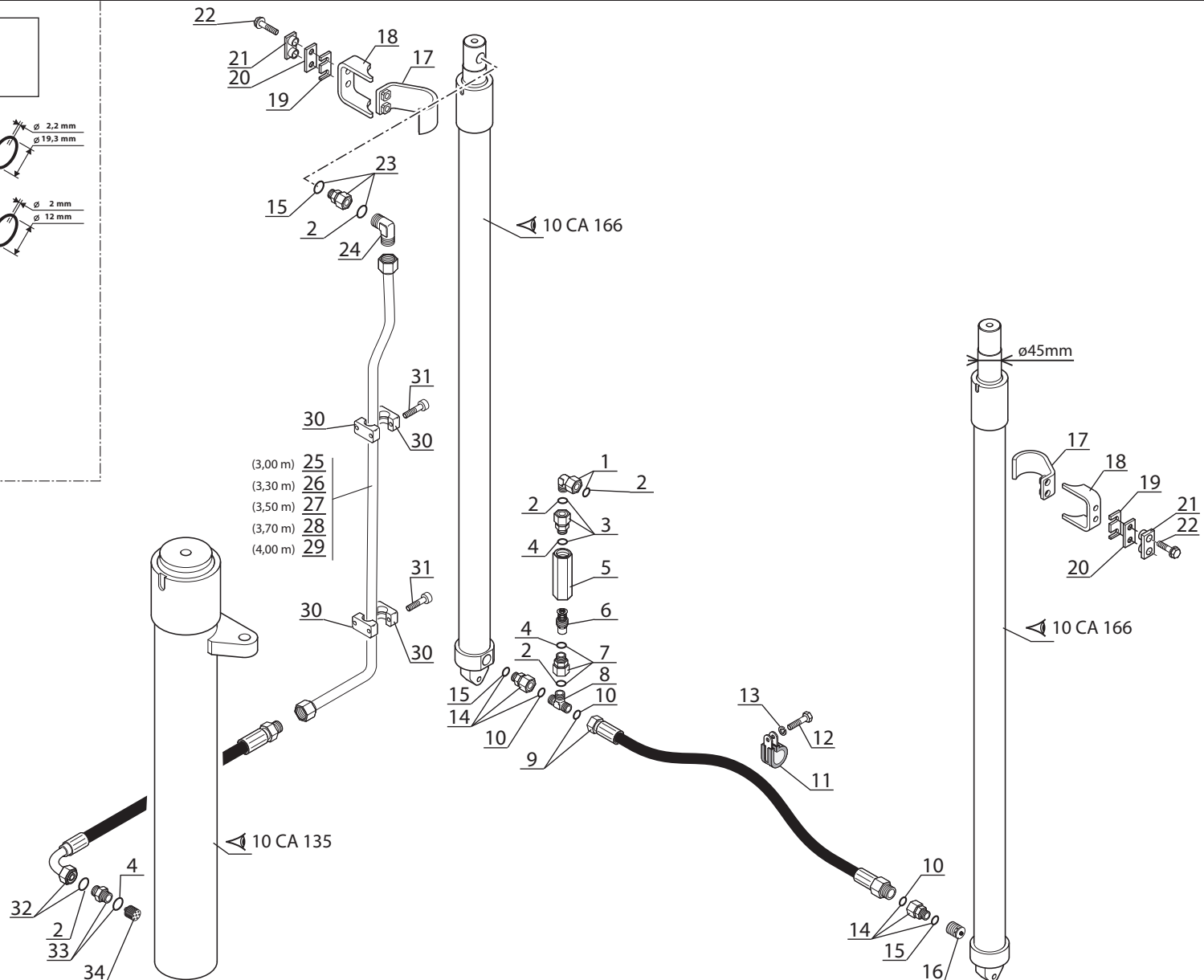
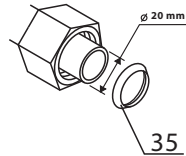
HYDRAULIQUE (Branchement vérin d'élévation)
 HYDRAULIK (Rohranschluss hubzylinder)
 HIDRAULICO (Derivación cilindro de elevación)
 HYDRAULIC (Branch connection lifting cylinder)
 IDRAULICO (Diramazione, cilindro di sollevamento)

M 40-4 S.3 / M 50-4 S.3
 MC 40 PS S.3 / MC 50 PS S.3
 M-X 50-4 S.3

POUR FLEXIBLE ET RACCORD
 FÜR SCHLAUCH UND VERSCHRAUBUNG
 PARA FLEXIBLE Y RACOR
 FOR HOSE AND CONNECTION
 PER FLESSIBILE E RACCORDO



POUR TUBE - FÜR ROHR
 PARA TUBO - FÜR TUBE
 PER TUBO



10 AD 81

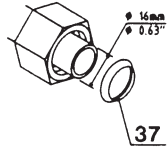
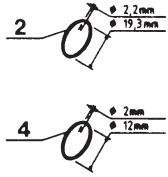
KIT HYDRAULIQUE ACCESSOIRE 3ème ELEMENT (Double effet)
 KIT 3er ELEMENT ZUBEHOR HYDRAULIK (Doppeltwirkend)
 KIT HIDRAULICO ACCESORIO 3ro ELEMENTO (Doble efecto)
 3rd ELEMENT ATTACHMENT HYDRAULIC KIT (Double-acting)
 KIT IDRAULICO ACCESSORIO 3 ELEMENTO (Duplex effetto)

M 40-4 S.3 / M 50-4 S.3
MC 40 PS S.3 / MC 50 PS S.3
M-X 50-4 S.3

POUR FLEXIBLE ET RACCORD
 FÜR SCHLAUCH UND VERSCHRAUBUNG
 PARA FLEXIBLE Y RACOR
 FOR HOSE AND CONNECTION
 PER FLESSIBILE E RACCORDO

POUR TUBE
 FÜR ROHR - PARA TUBO
 FOR TUBE - PER TUBO

N° DE MAT A SPECIFIER POUR TOUTE COMMANDE DE PIECES
 HUBMST NUMMER ZUGEBEN FÜR ALLE TEILE
 N° DE MASTIL A ESPECIFICAR PARA TODAS PEDIDAS DE PIEZAS
 MAST NUMBER TO SPECIFY FOR ALL PARTS ORDER
 N° CARRELLO DA SPECIFICARE PER TUTTE GLI ORDINI DEL PARTICOLARI



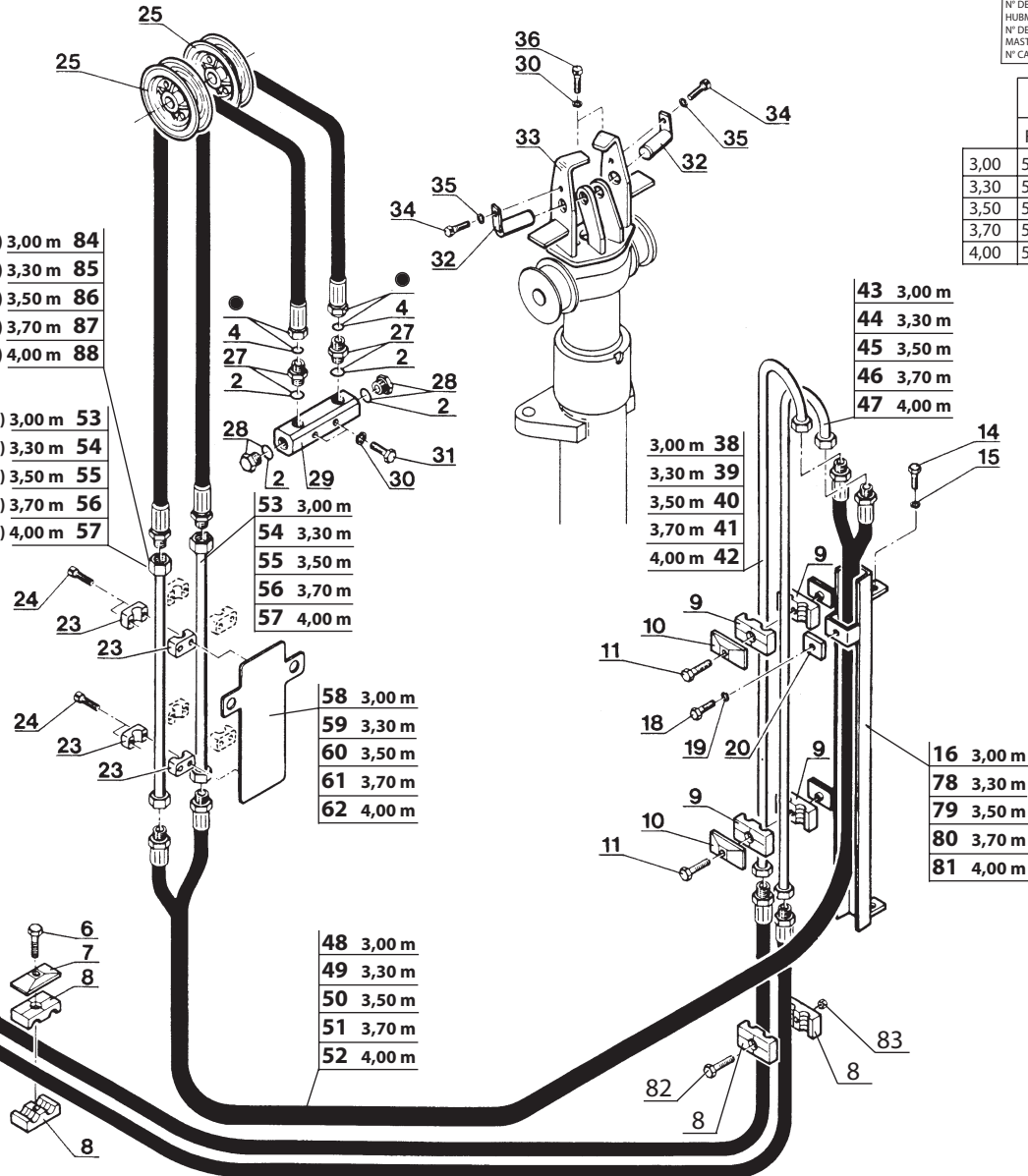
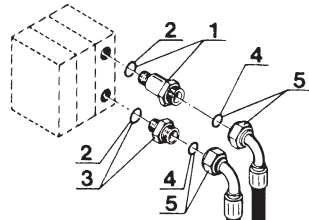
| | FEM A | FEM B |
|--------|-------|-------|
| 3,00 m | 63 | 68 |
| 3,30 m | 64 | 69 |
| 3,50 m | 65 | 70 |
| 3,70 m | 66 | 71 |
| 4,00 m | 67 | 72 |

2ème MONTAGE
 2te MONTAGE
 2do MONTAJE
 2nd MOUNTING
 2do MONTAGGIO

- (lg.170) 3,00 m **84**
- (lg.170) 3,30 m **85**
- (lg.325) 3,50 m **86**
- (lg.325) 3,70 m **87**
- (lg.450) 4,00 m **88**

1er MONTAGE
 1ste MONTAGE
 1ro MONTAJE
 1st MOUNTING
 1mo MONTAGGIO

- (lg.225) 3,00 m **53**
- (lg.225) 3,30 m **54**
- (lg.375) 3,50 m **55**
- (lg.375) 3,70 m **56**
- (lg.500) 4,00 m **57**



| | 4t | | 5t | |
|------|---------|---------|---------|---------|
| | FEM A | FEM B | FEM A | FEM B |
| 3,00 | 572 344 | 572 498 | 572 354 | 572 508 |
| 3,30 | 572 345 | 572 499 | 572 355 | 572 509 |
| 3,50 | 572 346 | 572 500 | 572 356 | 572 510 |
| 3,70 | 572 347 | 572 501 | 572 357 | 572 511 |
| 4,00 | 572 348 | 572 502 | 572 358 | 572 512 |

KIT COMPLET, VOIR NOMENCLATURE
 KOMPLETTER KIT, SIEHE STÜCKLISTE
 JUEGO COMPLETO, VER NOMENCLATURA
 COMPLETE KIT, SEE NOMENCLATURE
 KIT COMPLETO, VEDERE NOMENCLATURA

Rep - Hinw - Fig - Item - Sequenza
73-74-75-76-77

Catalogue : 647010

2

KIT HYDRAULIQUE ACCESSOIRE 3ème ELEMENT (Double effet)
 KIT 3er ELEMENT ZUBEHOR HYDRAULIK (Doppelt wirkend)
 KIT HIDRAULICO ACCESORIO 3ro ELEMENTO (Doble efecto)
 3rd ELEMENT ATTACHMENT HYDRAULIC KIT (Double-acting)
 KIT IDRAULICO ACCESSORIO 3 ELEMENTO (Doppio effetto)

Qté-Menge-Cant-Qty-Q.ta

10 AD

81

M

| | | | | | | | | | | |
|-----|----|------|----|-------|-------|-----|------|-------|----|-------|
| 1- | M | 26-2 | S3 | E2/E3 | 11- | MC | 70 | PS | S3 | E2/E3 |
| 2- | M | 30-2 | S3 | E2/E3 | 12- | M-X | 30-4 | S3-E3 | | |
| 3- | M | 26-4 | S3 | E2/E3 | 13- | M-X | 50-4 | S3-E3 | | |
| 4- | M | 30-4 | S3 | E2/E3 | 14- | M-X | 70-2 | S3-E3 | | |
| 5- | M | 40-4 | S3 | E2/E3 | 15- | | | | | |
| 6- | M | 50-4 | S3 | E2/E3 | 16- | | | | | |
| 7- | MC | 30 | S3 | E2/E3 | 17- | | | | | |
| 8- | MC | 40 | PS | S3 | E2/E3 | 18- | | | | |
| 9- | MC | 50 | PS | S3 | E2/E3 | 19- | | | | |
| 10- | MC | 60 | PS | S3 | E2/E3 | 20- | | | | |

| Rep Hinw Fig Item Rif | Número Teil-Nr Numero Part-Nr Part-Nr | Désignation Bezeichnung Descripcion Description Descrizione |
|-----------------------------------|---|--|
| 14 | 42347 | Vis H,M 8- 20-8.8-ZN8/C Tornillo Vite - Schraube - Screw - |
| 15 | 42325 | Rondelle W 8 ZN Arandela Rondella - Unterlegscheibe - Washer - |
| 16 | 201390 | Glissière complète Guía completa Slitta completa - Kompletter gleitbahn - Complete slide face - |
| 18 | 61323 | Vis H,M 8- 35-8.8-ZN8/C Tornillo Vite - Schraube - Screw - |
| 19 | 42325 | Rondelle W 8 ZN Arandela Rondella - Unterlegscheibe - Washer - |
| 20 | 201399 | Plaquette d'arrêt Placa de tope Piastrina d'arresto - Anschlag platte - Stop plate - |
| 23 | 168850 | Demi-collier Media abrazadera Fascetta - Halb-klemme - Half-clamp - |
| 24 | 9142 | Vis CHc,M 6- 35 zinguée Tornillo Vite - Schraube - Screw - |
| 25 | 164615 | Poulie de flexible Polea de flexible Puleggia di flessibile - Schlauchriemen - Hose pulley - |
| 27 | 167925 | Raccord Union Racor Raccordo - Verschraubung - Connection - |
| 28 | 175743 | Bouchon Tapón Tappo - Stopfen - Plug - |

| 1 | 2 | 3 | 4 | 5 | 6 | 7 | 8 | 9 | 10 | 11 | 12 | 13 | 14 | 15 | 16 | 17 | 18 | 19 | 20 |
|---|---|---|---|---|---|---|---|---|----|----|----|----|----|----|----|----|----|----|----|
| | | | | 2 | 2 | | 2 | 2 | | | | 2 | | | | | | | |
| | | | | 2 | 2 | | 2 | 2 | | | | 2 | | | | | | | |
| | | | | 1 | 1 | | 1 | 1 | | | | 1 | | | | | | | |
| | | | | 1 | 1 | | 1 | 1 | | | | 1 | | | | | | | |
| | | | | 1 | 1 | | 1 | 1 | | | | 1 | | | | | | | |
| | | | | 1 | 1 | | 1 | 1 | | | | 1 | | | | | | | |
| | | | | 8 | 8 | | 8 | 8 | | | | 8 | | | | | | | |
| | | | | 8 | 8 | | 8 | 8 | | | | 8 | | | | | | | |
| | | | | 2 | 2 | | 2 | 2 | | | | 2 | | | | | | | |
| | | | | 2 | 2 | | 2 | 2 | | | | 2 | | | | | | | |
| | | | | 2 | 2 | | 2 | 2 | | | | 2 | | | | | | | |

+

Catalogue : 647010

5

KIT HYDRAULIQUE ACCESSOIRE 3ème ELEMENT (Double effet)
 KIT 3er ELEMENT ZUBEHOR HYDRAULIK (Doppelt wirkend)
 KIT HIDRAULICO ACCESORIO 3ro ELEMENTO (Doble efecto)
 3rd ELEMENT ATTACHMENT HYDRAULIC KIT (Double-acting)
 KIT IDRAULICO ACCESSORIO 3 ELEMENTO (Doppio effetto)

Qté-Menge-Cant-Qty-Q.ta

10 AD

81

M

| | |
|-----------------------|-----------------------|
| 1- M 26-2 S3 E2/E3 | 11- MC 70 PS S3 E2/E3 |
| 2- M 30-2 S3 E2/E3 | 12- M-X 30-4 S3-E3 |
| 3- M 26-4 S3 E2/E3 | 13- M-X 50-4 S3-E3 |
| 4- M 30-4 S3 E2/E3 | 14- M-X 70-2 S3-E3 |
| 5- M 40-4 S3 E2/E3 | 15- |
| 6- M 50-4 S3 E2/E3 | 16- |
| 7- MC 30 S3 E2/E3 | 17- |
| 8- MC 40 PS S3 E2/E3 | 18- |
| 9- MC 50 PS S3 E2/E3 | 19- |
| 10- MC 60 PS S3 E2/E3 | 20- |

| Rep Hinw Fig Item Rif | Numéro Teil-Nr Numero Part-Nr Part-Nr | Désignation Bezeichnung Descripcion Description Descrizione |
|-----------------------------------|---|---|
| 51 | 200166 | Flexible (Lg 1800) Flexible Flessibile - Schlauch - Hose - |
| 52 | 200166 | Flexible (Lg 1800) Flexible Flessibile - Schlauch - Hose - |
| 53 | 218424 | Tube (Lg 225) Tubo Tubo - Rohr - Tube - |
| 54 | 218424 | Tube (Lg 225) Tubo Tubo - Rohr - Tube - |
| 55 | 218426 | Tube (Lg 375) Tubo Tubo - Rohr - Tube - |
| 56 | 218426 | Tube (Lg 375) Tubo Tubo - Rohr - Tube - |
| 57 | 201239 | Tube (Lg 500) Tubo Tubo - Rohr - Tube - |
| 58 | 219319 | Support Soporte Supporto - Träger - Bracket - |
| 59 | 219319 | Support Soporte Supporto - Träger - Bracket - |
| 60 | 219320 | Support Soporte Supporto - Träger - Bracket - |
| 61 | 219320 | Support Soporte Supporto - Träger - Bracket - |

| 1 | 2 | 3 | 4 | 5 | 6 | 7 | 8 | 9 | 10 | 11 | 12 | 13 | 14 | 15 | 16 | 17 | 18 | 19 | 20 |
|---|---|---|---|---|---|---|---|---|----|----|----|----|----|----|----|----|----|----|----|
| | | | | 1 | 1 | | 1 | 1 | | | | 1 | | | | | | | |
| | | | | 1 | 1 | | 1 | 1 | | | | 1 | | | | | | | |
| | | | | 2 | 2 | | 2 | 2 | | | | 2 | | | | | | | |
| | | | | 2 | 2 | | 2 | 2 | | | | 2 | | | | | | | |
| | | | | 2 | 2 | | 2 | 2 | | | | 2 | | | | | | | |
| | | | | 2 | 2 | | 2 | 2 | | | | 2 | | | | | | | |
| | | | | 2 | 2 | | 2 | 2 | | | | 2 | | | | | | | |
| | | | | 1 | 1 | | 1 | 1 | | | | 1 | | | | | | | |
| | | | | 1 | 1 | | 1 | 1 | | | | 1 | | | | | | | |
| | | | | 1 | 1 | | 1 | 1 | | | | 1 | | | | | | | |
| | | | | 1 | 1 | | 1 | 1 | | | | 1 | | | | | | | |

+

Catalogue : 647010

7

KIT HYDRAULIQUE ACCESSOIRE 3ème ELEMENT (Double effet)
 KIT 3er ELEMENT ZUBEHOR HYDRAULIK (Doppelt wirkend)
 KIT HIDRAULICO ACCESORIO 3ro ELEMENTO (Doble efecto)
 3rd ELEMENT ATTACHMENT HYDRAULIC KIT (Double-acting)
 KIT IDRAULICO ACCESSORIO 3 ELEMENTO (Doppio effetto)

Qté-Menge-Cant-Qty-Q.ta

10 AD

81

M

| | | | | | | | | | | |
|-----|----|------|----|-------|-------|-----|------|-------|----|-------|
| 1- | M | 26-2 | S3 | E2/E3 | 11- | MC | 70 | PS | S3 | E2/E3 |
| 2- | M | 30-2 | S3 | E2/E3 | 12- | M-X | 30-4 | S3-E3 | | |
| 3- | M | 26-4 | S3 | E2/E3 | 13- | M-X | 50-4 | S3-E3 | | |
| 4- | M | 30-4 | S3 | E2/E3 | 14- | M-X | 70-2 | S3-E3 | | |
| 5- | M | 40-4 | S3 | E2/E3 | 15- | | | | | |
| 6- | M | 50-4 | S3 | E2/E3 | 16- | | | | | |
| 7- | MC | 30 | S3 | E2/E3 | 17- | | | | | |
| 8- | MC | 40 | PS | S3 | E2/E3 | 18- | | | | |
| 9- | MC | 50 | PS | S3 | E2/E3 | 19- | | | | |
| 10- | MC | 60 | PS | S3 | E2/E3 | 20- | | | | |

| Rep Hinw Fig Item Rif | Numéro Teil-Nr Numero Part-Nr Part-Nr | Désignation Bezeichnung Descripcion Description Descrizione |
|-----------------------------------|---|--|
| 73 | 572449 | Kit hydraulique accessoire complet (mât 3,00 m) Kompletter kit zübehör hydraulik (hubmast 3,00 m) Kit hidraulico accesorio completo (mástil 3,00 m) Complete attachment hydraulic kit (mast 3,00 m) Kit idraulico accessorio completo (rampa 3,00 m) |
| 74 | 572450 | Kit hydraulique accessoire complet (mât 3,30 m) Kompletter kit zübehör hydraulik (hubmast 3,30 m) Kit hidraulico accesorio completo (mástil 3,30 m) Complete attachment hydraulic kit (mast 3,30 m) Kit idraulico accessorio completo (rampa 3,30 m) |
| 75 | 572451 | Kit hydraulique accessoire complet (mât 3,50 m) Kompletter kit zübehör hydraulik (hubmast 3,50 m) Kit hidraulico accesorio completo (mástil 3,50 m) Complete attachment hydraulic kit (mast 3,50 m) Kit idraulico accessorio completo (rampa 3,50 m) |
| 76 | 572452 | Kit hydraulique accessoire complet (mât 3,70 m) Kompletter kit zübehör hydraulik (hubmast 3,70 m) Kit hidraulico accesorio completo (mástil 3,70 m) Complete attachment hydraulic kit (mast 3,70 m) Kit idraulico accessorio completo (rampa 3,70 m) |
| 77 | 572453 | Kit hydraulique accessoire complet (mât 4,00 m) Kompletter kit zübehör hydraulik (hubmast 4,00 m) Kit hidraulico accesorio completo (mástil 4,00 m) Complete attachment hydraulic kit (mast 4,00 m) Kit idraulico accessorio completo (rampa 4,00 m) |
| 78 | 201390 | Glissière complète - Kompletter gleitbahn Guía completa - Complete slide face Slitta completa - |
| 79 | 201223 | Glissière complète - Kompletter gleitbahn Guía completa - Complete slide face Slitta completa - |
| 80 | 201223 | Glissière complète - Kompletter gleitbahn Guía completa - Complete slide face Slitta completa - |
| 81 | 201223 | Glissière complète - Kompletter gleitbahn Guía completa - Complete slide face Slitta completa - |

| 1 | 2 | 3 | 4 | 5 | 6 | 7 | 8 | 9 | 10 | 11 | 12 | 13 | 14 | 15 | 16 | 17 | 18 | 19 | 20 |
|---|---|---|---|---|---|---|---|---|----|----|----|----|----|----|----|----|----|----|----|
| | | | | 1 | 1 | | 1 | 1 | | | | 1 | | | | | | | |
| | | | | 1 | 1 | | 1 | 1 | | | | 1 | | | | | | | |
| | | | | 1 | 1 | | 1 | 1 | | | | 1 | | | | | | | |
| | | | | 1 | 1 | | 1 | 1 | | | | 1 | | | | | | | |
| | | | | 1 | 1 | | 1 | 1 | | | | 1 | | | | | | | |
| | | | | 1 | 1 | | 1 | 1 | | | | 1 | | | | | | | |
| | | | | 1 | 1 | | 1 | 1 | | | | 1 | | | | | | | |

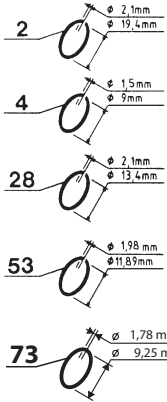


10 AD 97

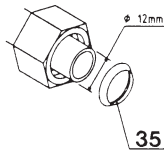
KIT HYDRAULIQUE ACCESSOIRE 4ème ELEMENT (Double effet)
 KIT 4tr ELEMENT ZUBEHOR HYDRAULIK (Doppeltwirkend)
 KIT HIDRAULICO ACCESSORIO 4ro ELEMENTO (Doble efecto)
 4th ELEMENT ATTACHMENT HYDRAULIC KIT (Double-acting)
 KIT IDRAULICO ACCESSORIO 4 ELEMENTO (Duplex effetto)

M 40-4 S.3 / M 50-4 S.3
MC 40 PS S.3 / MC 50 PS S.3
M-X 50-4 S.3

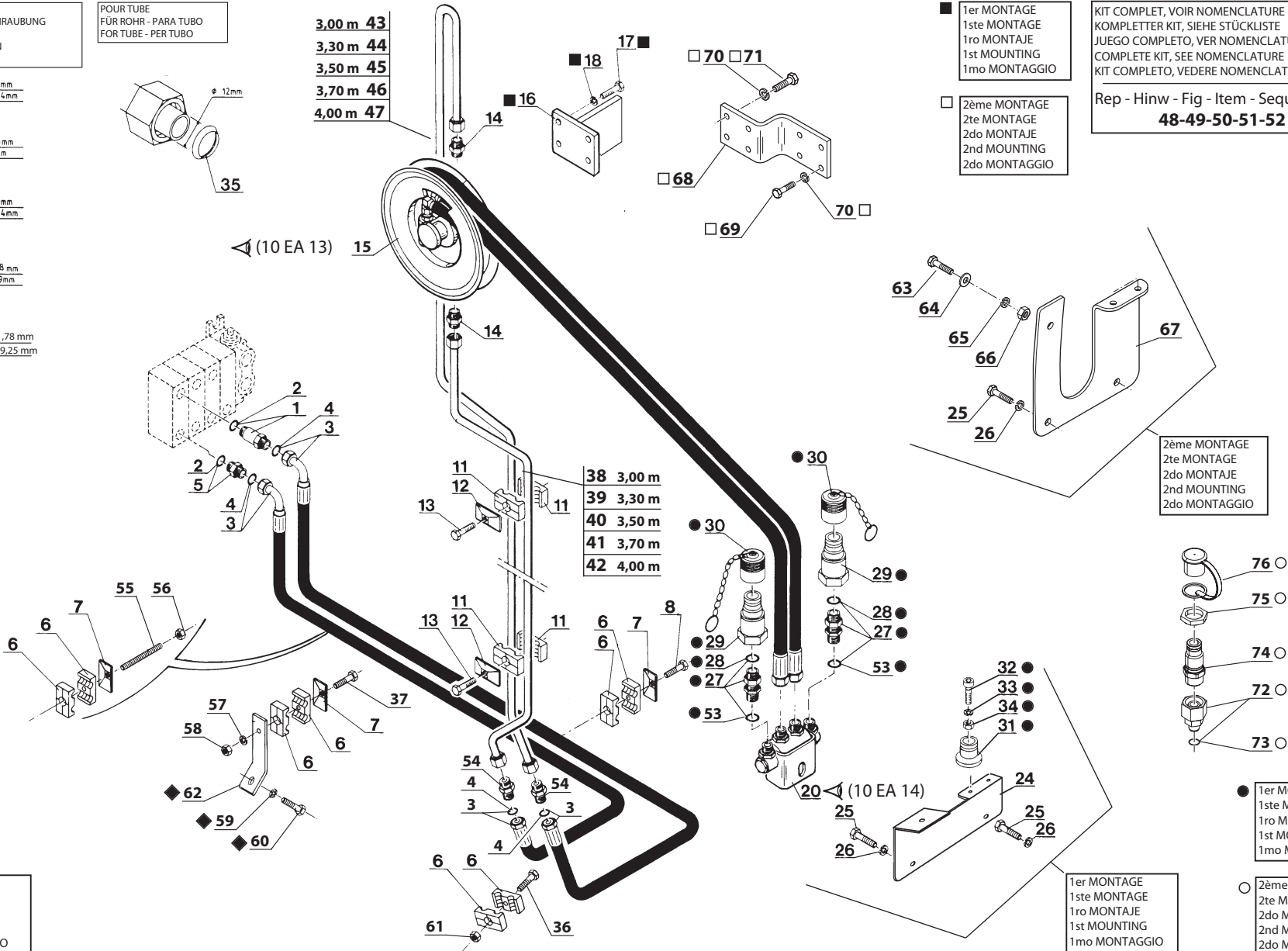
POUR FLEXIBLE ET RACCORD
 FÜR SCHLAUCH UND VERSCHRAUBUNG
 PARA FLEXIBLE Y RACOR
 FOR HOSE AND CONNECTION
 PER FLESSIBILE E RACCORDO



POUR TUBE
 FÜR ROHR - PARA TUBO
 FOR TUBE - PER TUBO



- 3,00 m 43
- 3,30 m 44
- 3,50 m 45
- 3,70 m 46
- 4,00 m 47



■ 1er MONTAGE
 1ste MONTAGE
 1ro MONTAJE
 1st MOUNTING
 1mo MONTAGGIO

□ 2ème MONTAGE
 2te MONTAGE
 2do MONTAJE
 2nd MOUNTING
 2do MONTAGGIO

KIT COMPLET, VOIR NOMENCLATURE
 KOMPLETTER KIT, SIEHE STÜCKLISTE
 JUEGO COMPLETO, VER NOMENCLATURA
 COMPLETE KIT, SEE NOMENCLATURA
 KIT COMPLETO, VEDERE NOMENCLATURA

Rep - Hinw - Fig - Item - Sequenza
48-49-50-51-52

2ème MONTAGE
 2te MONTAGE
 2do MONTAJE
 2nd MOUNTING
 2do MONTAGGIO

● 1er MONTAGE
 1ste MONTAGE
 1ro MONTAJE
 1st MOUNTING
 1mo MONTAGGIO

○ 2ème MONTAGE
 2te MONTAGE
 2do MONTAJE
 2nd MOUNTING
 2do MONTAGGIO

◆ SUIVANT MONTAGE
 NACH MONTAGE
 SEGUN MONTAJE
 AS MOUNTING
 SECONDO MONTAGGIO

Catalogue : 647010

1

KIT HYDRAULIQUE ACCESSOIRE 4ème ELEMENT (Double effet)
 KIT 4tr ELEMENT ZUBEHOR HYDRAULIK (Doppeltwirkend)
 KIT HIDRAULICO ACCESORIO 4to ELEMENTO (Doble efecto)
 4th ELEMENT ATTACHMENT HYDRAULIC KIT (Double-acting)
 KIT IDRAULICO ACCESSORIO 4 ELEMENTO (Doppio effetto)

Qté-Menge-Cant-Qty-Q.ta

10 AD

97

M

1- M 26-2 S3 E2/E3 11- MC 70 PS S3 E2/E3
 2- M 30-2 S3 E2/E3 12- M-X 30-4 S3-E3
 3- M 26-4 S3 E2/E3 13- M-X 50-4 S3-E3
 4- M 30-4 S3 E2/E3 14- M-X 70-2 S3-E3
 5- M 40-4 S3 E2/E3 15-
 6- M 50-4 S3 E2/E3 16-
 7- MC 30 S3 E2/E3 17-
 8- MC 40 PS S3 E2/E3 18-
 9- MC 50 PS S3 E2/E3 19-
 10- MC 60 PS S3 E2/E3 20-

| Rep Hinw Fig Item Rif | Numéro Teil-Nr Numero Part-Nr Part-Nr | Désignation Bezeichnung Descripcion Description Descrizione | Qté-Menge-Cant-Qty-Q.ta | | | | | | | | | | | | | | | | | | | |
|-----------------------------------|---|---|-------------------------|---|---|---|---|---|---|---|---|----|----|----|----|----|----|----|----|----|----|----|
| | | | 1 | 2 | 3 | 4 | 5 | 6 | 7 | 8 | 9 | 10 | 11 | 12 | 13 | 14 | 15 | 16 | 17 | 18 | 19 | 20 |
| 1 | 168906 | Raccord Union Prolongateur Racor Raccordo - Verschraubung - Connection - | | | | | 1 | 1 | | 1 | 1 | | | | | | | | | | | 1 |
| 2 | 169373 | Joint torique Junta tórica Anello OR - "0" ring - "0" ring - | | | | | X | X | | X | X | | | | | | | | | | | X |
| 3 | 219763 | Flexible (Lg 2400) Flexible Flessibile - Schlauch - Hose - | | | | | 2 | 2 | | 2 | 2 | | | | | | | | | | | 2 |
| 4 | 190874 | Joint torique Junta tórica Anello OR - "0" ring - "0" ring - | | | | | X | X | | X | X | | | | | | | | | | | X |
| 5 | 173038 | Raccord Union Racor Raccordo - Verschraubung - Connection - | | | | | 1 | 1 | | 1 | 1 | | | | | | | | | | | 1 |
| 6 | 217217 | Demi-collier Media abrazadera Fascetta - Halb-klemme - Half-clamp - | | | | | 8 | 8 | | 8 | 8 | | | | | | | | | | | 8 |
| 7 | 168494 | Plaque de protection Placa de protección Piastra di protezione - Schützplatte - Protection plate - | | | | | 3 | 3 | | 3 | 3 | | | | | | | | | | | 3 |
| 8 | 58530 | Vis H,M 8- 45-8.8-ZN8/C Tornillo Vite - Schraube - Screw - | | | | | 1 | 1 | | 1 | 1 | | | | | | | | | | | 1 |
| 11 | 168844 | Demi-collier Media abrazadera Fascetta - Halb-klemme - Half-clamp - | | | | | 4 | 4 | | 4 | 4 | | | | | | | | | | | 4 |
| 12 | 168849 | Plaque de protection Placa de protección Piastra di protezione - Schützplatte - Protection plate - | | | | | 2 | 2 | | 2 | 2 | | | | | | | | | | | 2 |
| 13 | 58526 | Vis H,M 6- 40-8.8-ZN5/C Tornillo Vite - Schraube - Screw - | | | | | 2 | 2 | | 2 | 2 | | | | | | | | | | | 2 |

+

Catalogue : 647010

3

KIT HYDRAULIQUE ACCESSOIRE 4ème ELEMENT (Double effet)
 KIT 4tr ELEMENT ZUBEHOR HYDRAULIK (Doppeltwirkend)
 KIT HIDRAULICO ACCESORIO 4to ELEMENTO (Doble efecto)
 4th ELEMENT ATTACHMENT HYDRAULIC KIT (Double-acting)
 KIT IDRAULICO ACCESSORIO 4 ELEMENTO (Doppio effetto)

Qté-Menge-Cant-Qty-Q.ta

10 AD

97

M

| | | | | | | | | | | |
|-----|----|------|----|-------|-------|-----|------|-------|----|-------|
| 1- | M | 26-2 | S3 | E2/E3 | 11- | MC | 70 | PS | S3 | E2/E3 |
| 2- | M | 30-2 | S3 | E2/E3 | 12- | M-X | 30-4 | S3-E3 | | |
| 3- | M | 26-4 | S3 | E2/E3 | 13- | M-X | 50-4 | S3-E3 | | |
| 4- | M | 30-4 | S3 | E2/E3 | 14- | M-X | 70-2 | S3-E3 | | |
| 5- | M | 40-4 | S3 | E2/E3 | 15- | | | | | |
| 6- | M | 50-4 | S3 | E2/E3 | 16- | | | | | |
| 7- | MC | 30 | S3 | E2/E3 | 17- | | | | | |
| 8- | MC | 40 | PS | S3 | E2/E3 | 18- | | | | |
| 9- | MC | 50 | PS | S3 | E2/E3 | 19- | | | | |
| 10- | MC | 60 | PS | S3 | E2/E3 | 20- | | | | |

| Rep Hinw Fig Item Rif | Numéro Teil-Nr Numero Part-Nr Part-Nr | Désignation Bezeichnung Descripcion Description Descrizione | 1 | 2 | 3 | 4 | 5 | 6 | 7 | 8 | 9 | 10 | 11 | 12 | 13 | 14 | 15 | 16 | 17 | 18 | 19 | 20 |
|-----------------------------------|---|--|---|---|---|---|---|---|---|---|---|----|----|----|----|----|----|----|----|----|----|----|
| 29 | 192038 | Raccord rapide mâle Racor rapido macho Raccordo maschio - Verschraubung männl. - Quick male union - | | | | | 2 | 2 | | 2 | 2 | | | | 2 | | | | | | | |
| 30 | 192039 | Bouchon Tapón Tappo - Stopfen - Plug - | | | | | 2 | 2 | | 2 | 2 | | | | 2 | | | | | | | |
| 31 | 192040 | Embout Tapón Ghiera - Stopfen - Plug - | | | | | 2 | 2 | | 2 | 2 | | | | 2 | | | | | | | |
| 32 | 35220 | Vis CHc,M 8- 40 zinguée Tornillo Vite - Schraube - Screw - | | | | | 2 | 2 | | 2 | 2 | | | | 2 | | | | | | | |
| 33 | 42325 | Rondelle W 8 ZN Arandela Rondella - Unterlegscheibe - Washer - | | | | | 2 | 2 | | 2 | 2 | | | | 2 | | | | | | | |
| 34 | 58528 | Ecrou H ,M 8 ZN Tuerca Dado - Mutter - Nut - | | | | | 2 | 2 | | 2 | 2 | | | | 2 | | | | | | | |
| 35 | 169437 | Joint d'étanchéité Junta de estanqueidad Guarnizione - Dichtungsring - Seal - | | | | | X | X | | X | X | | | | X | | | | | | | |
| 36 | 18805 | Vis CHc,M 8- 25 zinguée Tornillo Vite - Schraube - Screw - | | | | | 1 | 1 | | 1 | 1 | | | | 1 | | | | | | | |
| 37 | 58533 | Vis H,M 8- 60-8.8-ZN8/C Tornillo Vite - Schraube - Screw - | | | | | 1 | 1 | | 1 | 1 | | | | 1 | | | | | | | |
| 38 | 196986 | Tube Tubo Tubo - Rohr - Tube - | | | | | 1 | 1 | | 1 | 1 | | | | 1 | | | | | | | |
| 39 | 196988 | Tube Tubo Tubo - Rohr - Tube - | | | | | 1 | 1 | | 1 | 1 | | | | 1 | | | | | | | |

+

Catalogue : 647010

5

KIT HYDRAULIQUE ACCESSOIRE 4ème ELEMENT (Double effet)
 KIT 4tr ELEMENT ZUBEHOR HYDRAULIK (Doppeltwirkend)
 KIT HIDRAULICO ACCESORIO 4to ELEMENTO (Doble efecto)
 4th ELEMENT ATTACHMENT HYDRAULIC KIT (Double-acting)
 KIT IDRAULICO ACCESSORIO 4 ELEMENTO (Doppio effetto)

Qté-Menge-Cant-Qty-Q.ta

10 AD

97

M

| | |
|-----------------------|-----------------------|
| 1- M 26-2 S3 E2/E3 | 11- MC 70 PS S3 E2/E3 |
| 2- M 30-2 S3 E2/E3 | 12- M-X 30-4 S3-E3 |
| 3- M 26-4 S3 E2/E3 | 13- M-X 50-4 S3-E3 |
| 4- M 30-4 S3 E2/E3 | 14- M-X 70-2 S3-E3 |
| 5- M 40-4 S3 E2/E3 | 15- |
| 6- M 50-4 S3 E2/E3 | 16- |
| 7- MC 30 S3 E2/E3 | 17- |
| 8- MC 40 PS S3 E2/E3 | 18- |
| 9- MC 50 PS S3 E2/E3 | 19- |
| 10- MC 60 PS S3 E2/E3 | 20- |

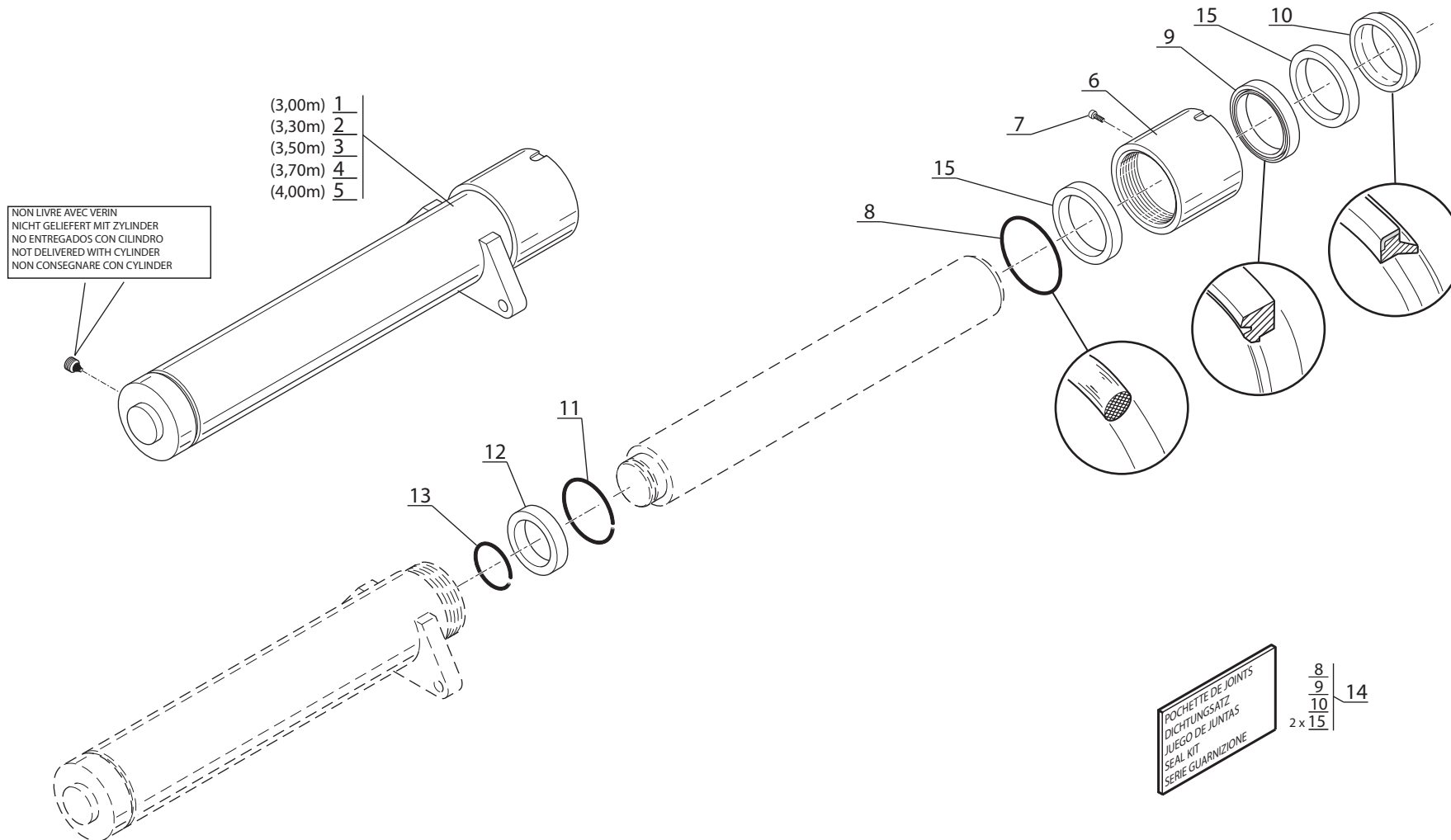

| Rep Hinw Fig Item Rif | Numéro Teil-Nr Numero Part-Nr Part-Nr | Désignation Bezeichnung Descripcion Description Descrizione | 1 | 2 | 3 | 4 | 5 | 6 | 7 | 8 | 9 | 10 | 11 | 12 | 13 | 14 | 15 | 16 | 17 | 18 | 19 | 20 |
|-----------------------------------|---|---|---|---|---|---|---|---|---|---|---|----|----|----|----|----|----|----|----|----|----|----|
| 50 | 583879 | Kit hydraulique accessoire complet (mât 3,50 m) Kompletter kit zübehör hydraulik (hubmast 3,50 m) Kit hidraulico accesorio completo (mástil 3,50 m) Complete attachment hydraulic kit (mast 3,50 m) Kit idraulico accessorio completo (rampa 3,50 m) | | | | | 1 | 1 | | 1 | 1 | | | | 1 | | | | | | | |
| 51 | 583880 | Kit hydraulique accessoire complet (mât 3,70 m) Kompletter kit zübehör hydraulik (hubmast 3,70 m) Kit hidraulico accesorio completo (mástil 3,70 m) Complete attachment hydraulic kit (mast 3,70 m) Kit idraulico accessorio completo (rampa 3,70 m) | | | | | 1 | 1 | | 1 | 1 | | | | 1 | | | | | | | |
| 52 | 583881 | Kit hydraulique accessoire complet (mât 4 à 5,50 m) Kompletter kit zübehör hydraulik (hubmast 4 bis 5,50 m) Kit hidraulico accesorio completo (mástil 4 a 5,50 m) Complete attachment hydraulic kit (mast 4 to 5,50 m) Kit idraulico accessorio completo (rampa 4 a 5,50 m) | | | | | 1 | 1 | | 1 | 1 | | | | 1 | | | | | | | |
| 53 | 177743 | Joint torique - "0" ring Junta tórica - "0" ring Anello OR - | | | | | X | X | | X | X | | | | X | | | | | | | |
| 54 | 89167 | Raccord - Verschraubung Racor - Connection Raccordo - | | | | | 2 | 2 | | 2 | 2 | | | | 2 | | | | | | | |
| 55 | 55475 | Tige filetée M8 (Lg 90) - Schraubenspindel Varilla fileteada - Screwed spindle Stelo filettato - | | | | | 1 | 1 | | 1 | 1 | | | | 1 | | | | | | | |
| 56 | 58528 | Ecrou H ,M 8 ZN - Mutter Tuerca - Nut Dado - | | | | | 1 | 1 | | 1 | 1 | | | | 1 | | | | | | | |
| 57 | 42325 | Rondelle W 8 ZN - Unterlegscheibe Arandela - Washer Rondella - | | | | | 1 | 1 | | 1 | 1 | | | | 1 | | | | | | | |
| 58 | 58528 | Ecrou H ,M 8 ZN - Mutter Tuerca - Nut Dado - | | | | | 1 | 1 | | 1 | 1 | | | | 1 | | | | | | | |
| 59 | 42322 | Rondelle W16 ZN - Unterlegscheibe Arandela - Washer Rondella - | | | | | 1 | 1 | | 1 | 1 | | | | 1 | | | | | | | |

+

10 CA 135

HYDRAULIQUE (Vérin de levée libre)
HYDRAULIK (Freianstieg zylinder)
HIDRAULICO (Cilindro de levantamiento libre)
HYDRAULIC (Free Lift cylinder)
IDRAULICO (Cilindro alzata libera)

M 40-4 S.3 / M 50-4 S.3
MC 40 PS S.3 / MC 50 PS S.3
M-X 50-4 S.3



Catalogue : 647010

1

HYDRAULIQUE (Vérin de levée libre)
 HYDRAULIK (Freiansteig zylinder)
 HIDRAULICO (Cilindro de levantamiento libre)
 HYDRAULIC (Free lift cylinder)
 IDRAULICO (Cilindro alzata libera)

Qté-Menge-Cant-Qty-Q.ta

10 CA

135

M

| | |
|-----------------------|-----------------------|
| 1- M 26-2 S3 E2/E3 | 11- MC 70 PS S3 E2/E3 |
| 2- M 30-2 S3 E2/E3 | 12- M-X 30-4 S3-E3 |
| 3- M 26-4 S3 E2/E3 | 13- M-X 50-4 S3-E3 |
| 4- M 30-4 S3 E2/E3 | 14- M-X 70-2 S3-E3 |
| 5- M 40-4 S3 E2/E3 | 15- |
| 6- M 50-4 S3 E2/E3 | 16- |
| 7- MC 30 S3 E2/E3 | 17- |
| 8- MC 40 PS S3 E2/E3 | 18- |
| 9- MC 50 PS S3 E2/E3 | 19- |
| 10- MC 60 PS S3 E2/E3 | 20- |

| Rep Hinw Fig Item Rif | Numéro Teil-Nr Numero Part-Nr Part-Nr | Désignation Bezeichnung Descripcion Description Descrizione |
|-----------------------------------|---|--|
| 1 | 218985 | Vérin de levée libre D:100mm C: 750mm Freiansteig zylinder Cilindro de levantamiento libre Free lift cylinder Cilindro alzata libera - |
| 2 | 218986 | Vérin de levée libre D:100mm C: 825mm Freiansteig zylinder Cilindro de levantamiento libre Free lift cylinder Cilindro alzata libera - |
| 3 | 218987 | Vérin de levée libre D:100mm C: 875mm Freiansteig zylinder Cilindro de levantamiento libre Free lift cylinder Cilindro alzata libera - |
| 4 | 218988 | Vérin de levée libre D:100mm C: 925mm Freiansteig zylinder Cilindro de levantamiento libre Free lift cylinder Cilindro alzata libera - |
| 5 | 218989 | Vérin de levée libre D:100mm C:1000mm Freiansteig zylinder Cilindro de levantamiento libre Free lift cylinder Cilindro alzata libera - |
| 6 | 198444 | Bague de fermeture - Schlussring Anillo de cierre - Fastening ring Anello di chiusura - |
| 7 | 561635 | Vis de purge - Entlüftungsschraube Tornillo de purga - Bleeder screw Vite spurgo - |
| 8 | 197188 | Joint torique - "O" ring Junta tórica - "O" ring Anello OR - |
| 9 | 198442 | Joint d'étanchéité - Dichtungsring Junta de estanqueidad - Seal Guarnizione - |

| 1 | 2 | 3 | 4 | 5 | 6 | 7 | 8 | 9 | 10 | 11 | 12 | 13 | 14 | 15 | 16 | 17 | 18 | 19 | 20 |
|---|---|---|---|---|---|---|---|---|----|----|----|----|----|----|----|----|----|----|----|
| | | | | 1 | 1 | | 1 | 1 | | | | | | | | | | | |
| | | | | 1 | 1 | | 1 | 1 | | | | | | | | | | | |
| | | | | 1 | 1 | | 1 | 1 | | | | | | | | | | | |
| | | | | 1 | 1 | | 1 | 1 | | | | | | | | | | | |
| | | | | 1 | 1 | | 1 | 1 | | | | | | | | | | | |
| | | | | 1 | 1 | | 1 | 1 | | | | | | | | | | | |
| | | | | 1 | 1 | | 1 | 1 | | | | | | | | | | | |
| | | | | 1 | 1 | | 1 | 1 | | | | | | | | | | | |

+

2

Catalogue : 647010

HYDRAULIQUE (Vérin de levée libre)
 HYDRAULIK (Freiansteig zylinder)
 HIDRAULICO (Cilindro de levantamiento libre)
 HYDRAULIC (Free lift cylinder)
 IDRAULICO (Cilindro alzata libera)

Qté-Menge-Cant-Qty-Q.ta

10 CA

135

M

1- M 26-2 S3 E2/E3 11- MC 70 PS S3 E2/E3
 2- M 30-2 S3 E2/E3 12- M-X 30-4 S3-E3
 3- M 26-4 S3 E2/E3 13- M-X 50-4 S3-E3
 4- M 30-4 S3 E2/E3 14- M-X 70-2 S3-E3
 5- M 40-4 S3 E2/E3 15-
 6- M 50-4 S3 E2/E3 16-
 7- MC 30 S3 E2/E3 17-
 8- MC 40 PS S3 E2/E3 18-
 9- MC 50 PS S3 E2/E3 19-
 10- MC 60 PS S3 E2/E3 20-

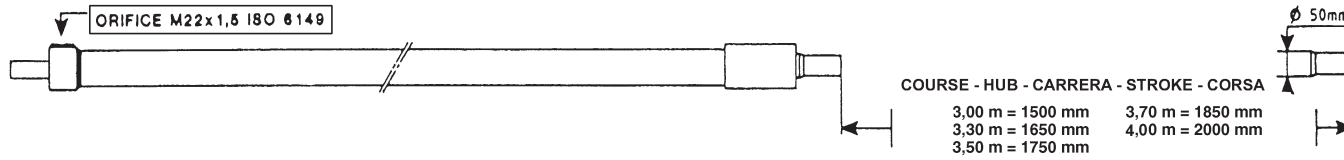
| Rep Hinw Fig Item Rif | Numéro Teil-Nr Numero Part-Nr Part-Nr | Désignation Bezeichnung Descripcion Description Descrizione | 1 | 2 | 3 | 4 | 5 | 6 | 7 | 8 | 9 | 10 | 11 | 12 | 13 | 14 | 15 | 16 | 17 | 18 | 19 | 20 | |
|-----------------------------------|---|---|---|---|---|---|---|---|---|---|---|----|----|----|----|----|----|----|----|----|----|----|--|
| 10 | 491 | Joint d'étanchéité Junta de estanqueidad Guarnizióne - Dichtungsring - Seal - | | | | | 1 | 1 | | 1 | 1 | | | | | | | | | | | | |
| 11 | 162659 | Jonc d'arrêt Anillo de parada Giunto - Sprengring - Snap ring - | | | | | 1 | 1 | | 1 | 1 | | | | | | | | | | | | |
| 12 | 198446 | Piston de vérin Pistón de cilindro Pistone del cilindro - Zylinderkolben - Cylinder piston - | | | | | 1 | 1 | | 1 | 1 | | | | | | | | | | | | |
| 13 | 170987 | Jonc d'arrêt Anillo de parada Giunto - Sprengring - Snap ring - | | | | | 1 | 1 | | 1 | 1 | | | | | | | | | | | | |
| 14 | 198447 | Pochette de joints Juego de juntas Serie guarnizióne - Dichtungssatz - Seal kit - | | | | | 1 | 1 | | 1 | 1 | | | | | | | | | | | | |
| 15 | 198445 | Joint d'étanchéité Junta de estanqueidad Guarnizióne - Dichtungsring - Seal - | | | | | 2 | 2 | | 2 | 2 | | | | | | | | | | | | |

10 CA 121

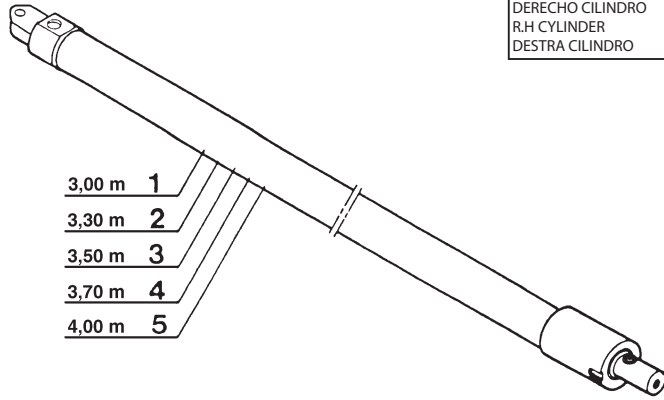
1er MONTAGE (Tige de vérin ø50mm)
 1ste MONTAGE (Zylinder stange ø50mm)
 1ro MONTAJE (Vastago de cilindro ø50mm)
 1st MOUNTING (Cylinder rod ø50mm)
 1mo MONTAGGIO (Stelo del cilindro ø50mm)

HYDRAULIQUE (Vérin d'élévation)
 HYDRAULIK (Hubzylinder)
 HIDRAULICO (Cilindro de elevación)
 HYDRAULIC (Lifting cylinder)
 IDRAULICO (Cilindro di sollevamento)

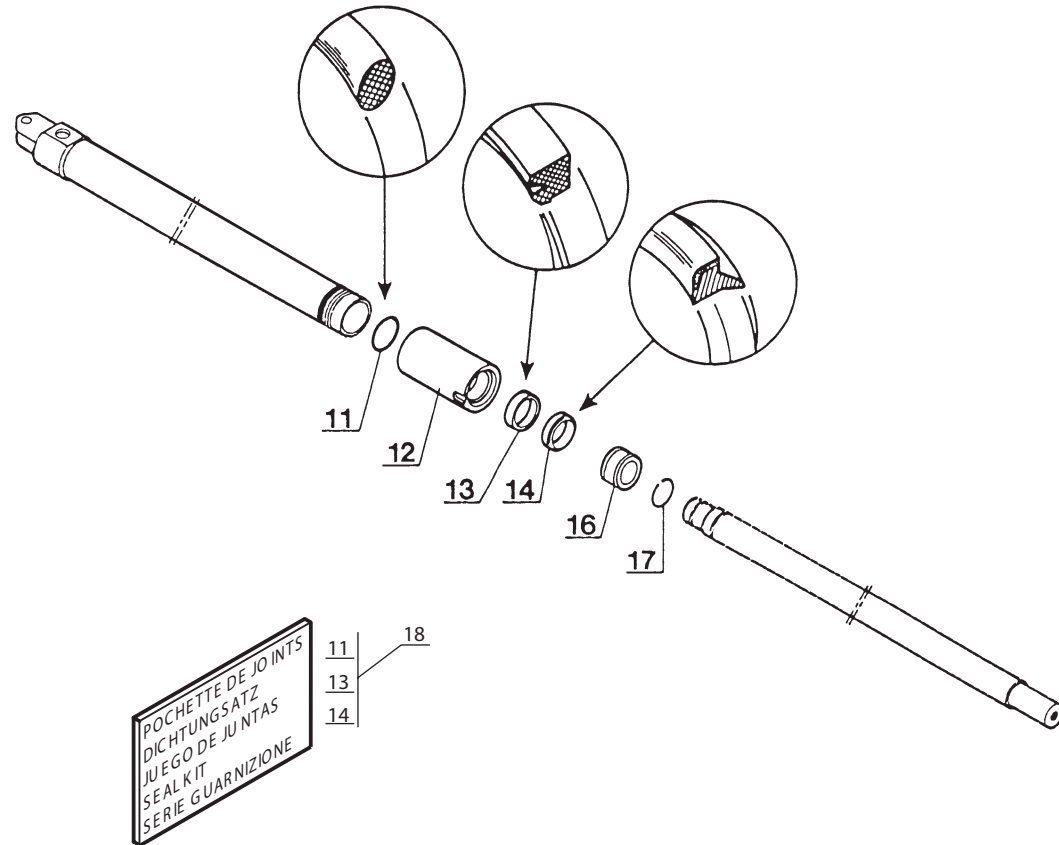
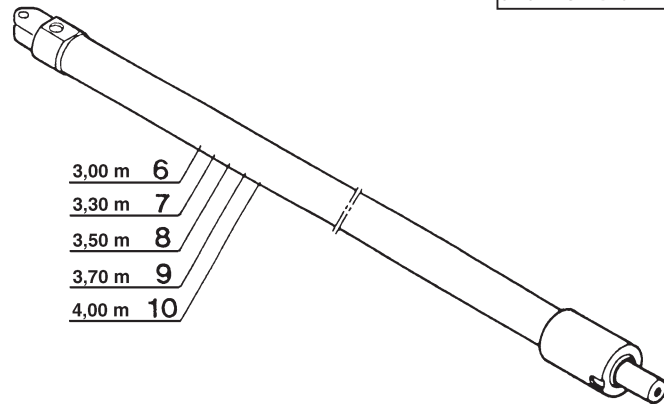
M 40-4 S.3 / M 50-4 S.3
MC 40 PS S.3 / MC 50 PS S.3
M-X 50-4 S.3



VÉRIN DROIT
 RECHT ZYLINDER
 DERECHO CILINDRO
 R.H CYLINDER
 DESTRA CILINDRO



VÉRIN GAUCHE
 LINKS ZYLINDER
 IZQUIERDO CILINDRO
 L.H CYLINDER
 SINISTRA CILINDRO



Catalogue : 647010

| 1 | HYDRAULIQUE (Vérin d'élévation) HYDRAULIK (Hubzylinder) HIDRAULICO (Cilindro de elevación) HYDRAULIC (Lifting cylinder) IDRAULICO (Cilindro di sollevamento) | | | Qté-Menge-Cant-Qty-Q.ta | | | | | | | | | | | | | | | | 10 CA | 121 | M | |
|---|--|--|---|-------------------------|---|---|---|---|---|---|---|---|----|----|----|----|----|----|----|-------|-----|----|----|
| | Rep Hinw Fig Item Rif | Numéro Teil-Nr Numero Part-Nr Part-Nr | Désignation Bezeichnung Description Description | 1 | 2 | 3 | 4 | 5 | 6 | 7 | 8 | 9 | 10 | 11 | 12 | 13 | 14 | 15 | 16 | 17 | 18 | 19 | 20 |
| 1 | 218975 | Vérin d'élévation droit complet D:50mm C:1500mm Kompletter Hubzylinder Rechts Cilindro de elevación derecho completo Complete lifting cylinder R.H. Cilindro di sollevamento destro completo | | | | | | 1 | 1 | | 1 | 1 | | | | 1 | | | | | | | |
| 2 | 218977 | Vérin d'élévation droit complet D:50mm C:1650mm Kompletter Hubzylinder Rechts Cilindro de elevación derecho completo Complete lifting cylinder R.H. Cilindro di sollevamento destro completo | | | | | | 1 | 1 | | 1 | 1 | | | | 1 | | | | | | | |
| 3 | 218979 | Vérin d'élévation droit complet D:50mm C:1750mm Kompletter Hubzylinder Rechts Cilindro de elevación derecho completo Complete lifting cylinder R.H. Cilindro di sollevamento destro completo | | | | | | 1 | 1 | | 1 | 1 | | | | 1 | | | | | | | |
| 4 | 218981 | Vérin d'élévation droit complet D:50mm C:1850mm Kompletter Hubzylinder Rechts Cilindro de elevación derecho completo Complete lifting cylinder R.H. Cilindro di sollevamento destro completo | | | | | | 1 | 1 | | 1 | 1 | | | | 1 | | | | | | | |
| 5 | 218983 | Vérin d'élévation droit complet D:50mm C:2000mm Kompletter Hubzylinder Rechts Cilindro de elevación derecho completo Complete lifting cylinder R.H. Cilindro di sollevamento destro completo | | | | | | 1 | 1 | | 1 | 1 | | | | 1 | | | | | | | |
| 6 | 218976 | Vérin d'élévation gauche complet D:50mm C:1500mm Kompletter Hubzylinder Links Cilindro de elevación izquierdo completo Complete lifting cylinder L.H. Cilindro di sollevamento sinistro completo | | | | | | 1 | 1 | | 1 | 1 | | | | 1 | | | | | | | |
| 7 | 218978 | Vérin d'élévation gauche complet D:50mm C:1650mm Kompletter Hubzylinder Links Cilindro de elevación izquierdo completo Complete lifting cylinder L.H. Cilindro di sollevamento sinistro completo | | | | | | 1 | 1 | | 1 | 1 | | | | 1 | | | | | | | |

+

Catalogue : 647010

2

HYDRAULIQUE (Vérin d'élévation)
 HYDRAULIK (Hubzylinder)
 HIDRAULICO (Cilindro de elevación)
 HYDRAULIC (Lifting cylinder)
 IDRAULICO (Cilindro di sollevamento)

Qté-Menge-Cant-Qty-Q.ta

10 CA

121

M

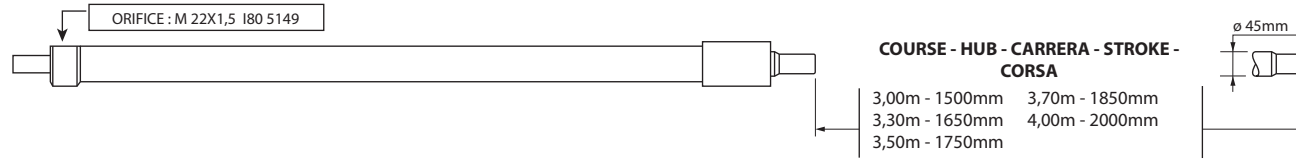
1- M 26-2 S3 E2/E3 11- MC 70 PS S3 E2/E3
 2- M 30-2 S3 E2/E3 12- M-X 30-4 S3-E3
 3- M 26-4 S3 E2/E3 13- M-X 50-4 S3-E3
 4- M 30-4 S3 E2/E3 14- M-X 70-2 S3-E3
 5- M 40-4 S3 E2/E3 15-
 6- M 50-4 S3 E2/E3 16-
 7- MC 30 S3 E2/E3 17-
 8- MC 40 PS S3 E2/E3 18-
 9- MC 50 PS S3 E2/E3 19-
 10- MC 60 PS S3 E2/E3 20-

| Rep Hinw Fig Item Rif | Numéro Teil-Nr Numero Part-Nr Part-Nr | Désignation Bezeichnung Descripcion Description Descrizione | 1 | 2 | 3 | 4 | 5 | 6 | 7 | 8 | 9 | 10 | 11 | 12 | 13 | 14 | 15 | 16 | 17 | 18 | 19 | 20 |
|-----------------------------------|---|--|---|---|---|---|---|---|---|---|---|----|----|----|----|----|----|----|----|----|----|----|
| 8 | 218980 | Vérin d'élévation gauche complet D:50mm C:1750mm Kompletter Hubzylinder Links Cilindro de elevación izquierdo completo Complete lifting cylinder L.H. Cilindro di sollevamento sinistro completo | | | | | 1 | 1 | | 1 | 1 | | | | 1 | | | | | | | |
| 9 | 218982 | Vérin d'élévation gauche complet D:50mm C:1850mm Kompletter Hubzylinder Links Cilindro de elevación izquierdo completo Complete lifting cylinder L.H. Cilindro di sollevamento sinistro completo | | | | | 1 | 1 | | 1 | 1 | | | | 1 | | | | | | | |
| 10 | 218984 | Vérin d'élévation gauche complet D:50mm C:2000mm Kompletter Hubzylinder Links Cilindro de elevación izquierdo completo Complete lifting cylinder L.H. Cilindro di sollevamento sinistro completo | | | | | 1 | 1 | | 1 | 1 | | | | 1 | | | | | | | |
| 11 | 165141 | Joint torique - "0" ring Junta tórica - "0" ring Anello OR - | | | | | 1 | 1 | | 1 | 1 | | | | 1 | | | | | | | |
| 12 | 165140 | Bague de fermeture - Schlussring Anillo de cierre - Fastening ring Anello di chiusura - | | | | | 1 | 1 | | 1 | 1 | | | | 1 | | | | | | | |
| 13 | 61597 | Joint d'étanchéité - Dichtungsring Junta de estanqueidad - Seal Guarnizione - | | | | | 1 | 1 | | 1 | 1 | | | | 1 | | | | | | | |
| 14 | 6193 | Joint d'étanchéité - Dichtungsring Junta de estanqueidad - Seal Guarnizione - | | | | | 1 | 1 | | 1 | 1 | | | | 1 | | | | | | | |
| 16 | 208181 | Piston de vérin - Zylinderkolben Pistón de cilindro - Cylinder piston Pistone del cilindro - | | | | | 1 | 1 | | 1 | 1 | | | | 1 | | | | | | | |
| 17 | 197704 | Jonc d'arrêt - Sprengring Anillo de parada - Snap ring Giunto - | | | | | 1 | 1 | | 1 | 1 | | | | 1 | | | | | | | |
| 18 | 549856 | Pochette de joints - Dichtungssatz Juego de juntas - Seal kit Serie guarnizione - | | | | | X | X | | X | X | | | | X | | | | | | | |

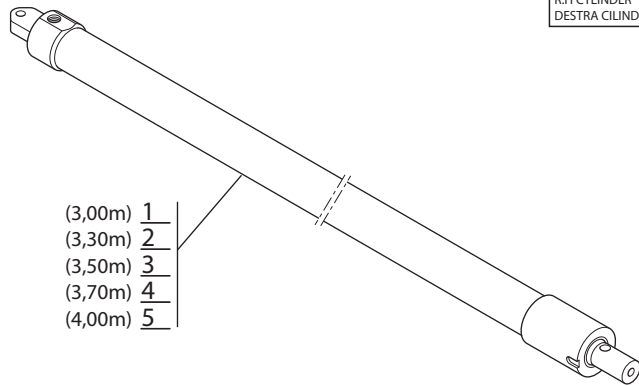
10 CA 166

HYDRAULIQUE (Vérin d'élévation)
 HYDRAULIK (Hubzylinder)
 HIDRAULICO (Cilindro de elevación)
 HYDRAULIC (Lifting cylinder)
 IDRAULICO (Cilindro di sollevamento)

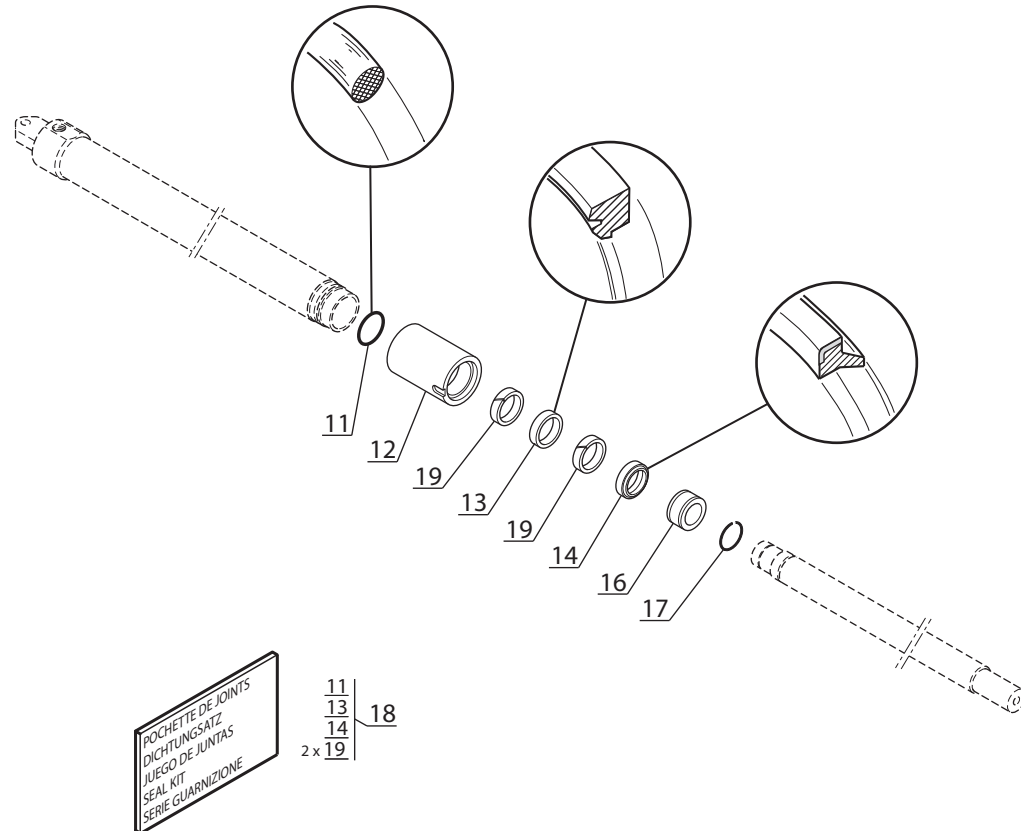
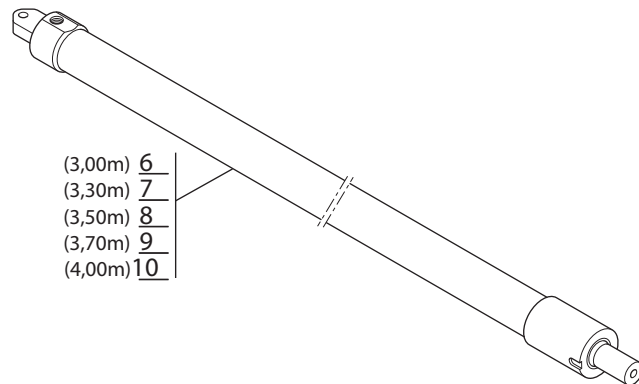
M 40-4 S.3 / M 50-4 S.3
MC 40 PS S.3 / MC 50 PS S.3
M-X 50-4 S.3



VERIN DROIT
 RECHT ZYLINDER
 DERECHO CILINDRO
 R.H CYLINDER
 DESTRA CILINDRO



VERIN GAUCHE
 LINKSZYLINDER
 IZQUIERDO CILINDRO
 L.H CYLINDER
 SINISTRA CILINDRO



Catalogue : 647010

2

HYDRAULIQUE (Vérin d'élévation)
 HYDRAULIK (Hubzylinder)
 HIDRAULICO (Cilindro de elevación)
 HYDRAULIC (Lifting cylinder)
 IDRAULICO (Cilindro di sollevamento)

Qté-Menge-Cant-Qty-Q.ta

10 CA

166

M

| | |
|-----------------------|-----------------------|
| 1- M 26-2 S3 E2/E3 | 11- MC 70 PS S3 E2/E3 |
| 2- M 30-2 S3 E2/E3 | 12- M-X 30-4 S3-E3 |
| 3- M 26-4 S3 E2/E3 | 13- M-X 50-4 S3-E3 |
| 4- M 30-4 S3 E2/E3 | 14- M-X 70-2 S3-E3 |
| 5- M 40-4 S3 E2/E3 | 15- |
| 6- M 50-4 S3 E2/E3 | 16- |
| 7- MC 30 S3 E2/E3 | 17- |
| 8- MC 40 PS S3 E2/E3 | 18- |
| 9- MC 50 PS S3 E2/E3 | 19- |
| 10- MC 60 PS S3 E2/E3 | 20- |

| Rep Hinw Fig Item Rif | Numéro Teil-Nr Numero Part-Nr Part-Nr | Désignation Bezeichnung Descripcion Description Descrizione |
|-----------------------------------|---|--|
| 8 | 231937 | Vérin d'élévation gauche complet D:45mm C:1750mm Kompletter Hubzylinder Links Cilindro de elevación izquierdo completo Complete lifting cylinder L.H. Cilindro di sollevamento sinistro completo |
| 9 | 231939 | Vérin d'élévation gauche complet D:45mm C:1850mm Kompletter Hubzylinder Links Cilindro de elevación izquierdo completo Complete lifting cylinder L.H. Cilindro di sollevamento sinistro completo |
| 10 | 231941 | Vérin d'élévation gauche complet D:45mm C:2000mm Kompletter Hubzylinder Links Cilindro de elevación izquierdo completo Complete lifting cylinder L.H. Cilindro di sollevamento sinistro completo |
| 11 | 192260 | Joint torique - "0" ring Junta tórica - "0" ring Anello OR - |
| 12 | 603296 | Douille - Fassung Casquillo - Socket Bussola - |
| 13 | 202714 | Joint de tige - Kolbenstangedichtung Junta - Rod seal Guarnizióne - |
| 14 | 162666 | Joint d'étanchéité - Dichtungsring Junta de estanqueidad - Seal Guarnizióne - |
| 16 | 202716 | Guide - Führungs Guía - Guide Guida - |
| 17 | 166643 | Jonc d'arrêt - Sprengring Anillo de parada - Snap ring Giunto - |
| 18 | 601844 | Pochette de joints - Dichtungssatz Juego de juntas - Seal kit Kit guarnizióni - |

| 1 | 2 | 3 | 4 | 5 | 6 | 7 | 8 | 9 | 10 | 11 | 12 | 13 | 14 | 15 | 16 | 17 | 18 | 19 | 20 |
|---|---|---|---|---|---|---|---|---|----|----|----|----|----|----|----|----|----|----|----|
| | | | | 1 | 1 | | 1 | 1 | | | | 1 | | | | | | | |
| | | | | 1 | 1 | | 1 | 1 | | | | 1 | | | | | | | |
| | | | | 1 | 1 | | 1 | 1 | | | | 1 | | | | | | | |
| | | | | 1 | 1 | | 1 | 1 | | | | 1 | | | | | | | |
| | | | | 1 | 1 | | 1 | 1 | | | | 1 | | | | | | | |
| | | | | 1 | 1 | | 1 | 1 | | | | 1 | | | | | | | |
| | | | | 1 | 1 | | 1 | 1 | | | | 1 | | | | | | | |
| | | | | 1 | 1 | | 1 | 1 | | | | 1 | | | | | | | |
| | | | | X | X | | X | X | | | | X | | | | | | | |



Catalogue : 647010

3

HYDRAULIQUE (Vérin d'élévation)
 HYDRAULIK (Hubzylinder)
 HIDRAULICO (Cilindro de elevación)
 HYDRAULIC (Lifting cylinder)
 IDRAULICO (Cilindro di sollevamento)

Qté-Menge-Cant-Qty-Q.ta

10 CA

166

M

- | | |
|-----------------------|-----------------------|
| 1- M 26-2 S3 E2/E3 | 11- MC 70 PS S3 E2/E3 |
| 2- M 30-2 S3 E2/E3 | 12- M-X 30-4 S3-E3 |
| 3- M 26-4 S3 E2/E3 | 13- M-X 50-4 S3-E3 |
| 4- M 30-4 S3 E2/E3 | 14- M-X 70-2 S3-E3 |
| 5- M 40-4 S3 E2/E3 | 15- |
| 6- M 50-4 S3 E2/E3 | 16- |
| 7- MC 30 S3 E2/E3 | 17- |
| 8- MC 40 PS S3 E2/E3 | 18- |
| 9- MC 50 PS S3 E2/E3 | 19- |
| 10- MC 60 PS S3 E2/E3 | 20- |

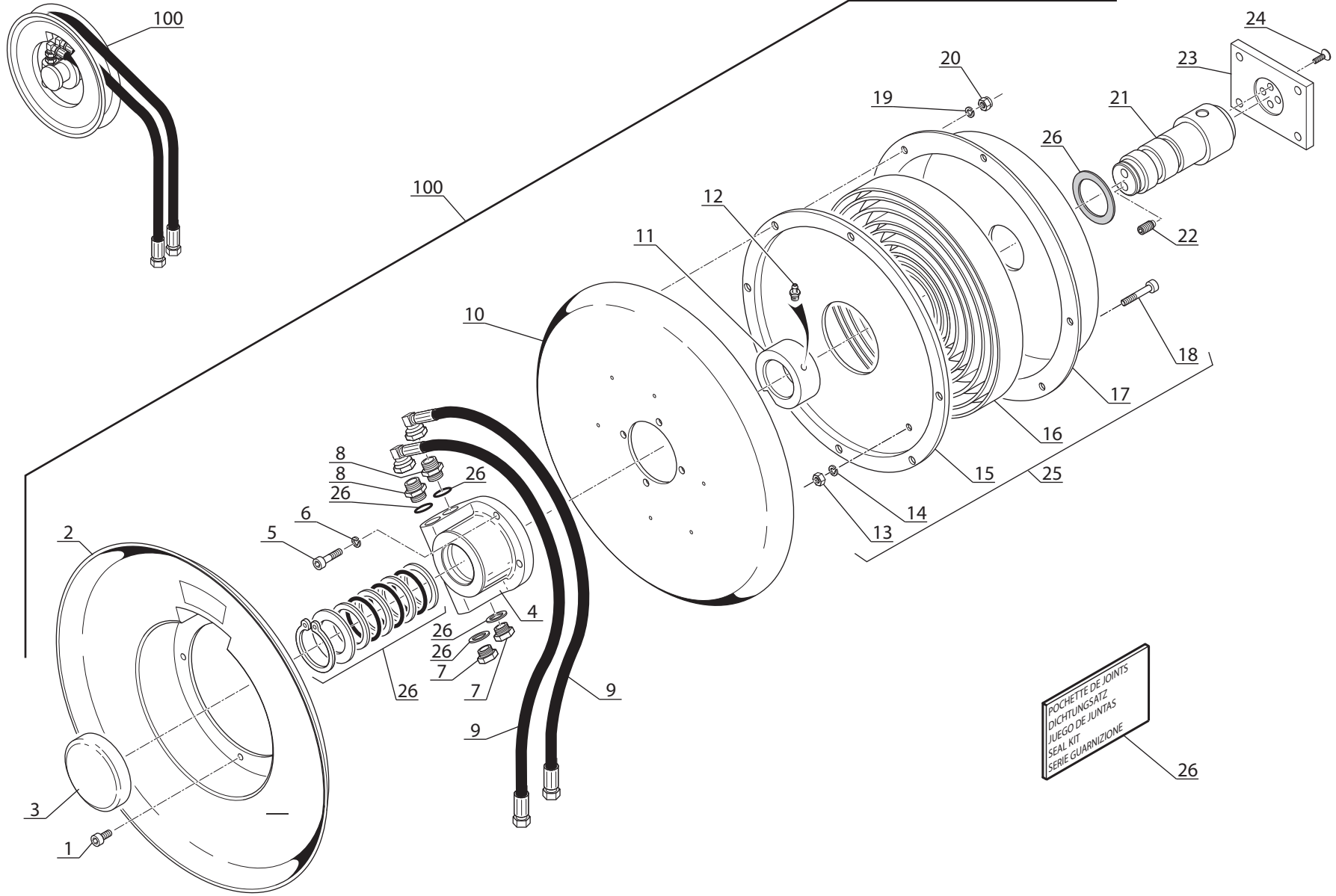
| Rep Hinw Fig Item Rif | Numéro Teil-Nr Numero Part-Nr Part-Nr | Désignation Bezeichnung Descripcion Description Descrizione |
|-----------------------------------|---|---|
| 19 | 603297 | Joint d'étanchéité - Dichtungsring Junta de estanqueidad - Seal Guarnizione di tenuta - |

| 1 | 2 | 3 | 4 | 5 | 6 | 7 | 8 | 9 | 10 | 11 | 12 | 13 | 14 | 15 | 16 | 17 | 18 | 19 | 20 |
|---|---|---|---|---|---|---|---|---|----|----|----|----|----|----|----|----|----|----|----|
| | | | | 2 | 2 | | 2 | 2 | | | | 2 | | | | | | | |

10 EA 13

HYDRAULIQUE (Détails)
HYDRAULIK (Einzelteile)
HIDRAULICO (Detalles)
HYDRAULIC (Details)
IDRAULICO (Dettaglio)

M 40-4 S.3 / M 50-4 S.3
MC 40 PS S.3 / MC 50 PS S.3
M-X 50-4 S.3



POCHETTE DE JOINTS
DICHTUNGSATZ
JUEGO DE JUNTAS
SEAL KIT
SERIE GUARNIZIONE

Catalogue : 647010

1

HYDRAULIQUE (Détails)
 HYDRAULIK (Einzelteile)
 HIDRAULICO (Detalles)
 HYDRAULIC (Details)
 IDRAULICO (Dettaglio)

Qté-Menge-Cant-Qty-Q.ta

10 EA

13

M

| | | | | | | | | | | |
|-----|----|------|----|-------|-------|-----|------|-------|----|-------|
| 1- | M | 26-2 | S3 | E2/E3 | 11- | MC | 70 | PS | S3 | E2/E3 |
| 2- | M | 30-2 | S3 | E2/E3 | 12- | M-X | 30-4 | S3-E3 | | |
| 3- | M | 26-4 | S3 | E2/E3 | 13- | M-X | 50-4 | S3-E3 | | |
| 4- | M | 30-4 | S3 | E2/E3 | 14- | M-X | 70-2 | S3-E3 | | |
| 5- | M | 40-4 | S3 | E2/E3 | 15- | | | | | |
| 6- | M | 50-4 | S3 | E2/E3 | 16- | | | | | |
| 7- | MC | 30 | S3 | E2/E3 | 17- | | | | | |
| 8- | MC | 40 | PS | S3 | E2/E3 | 18- | | | | |
| 9- | MC | 50 | PS | S3 | E2/E3 | 19- | | | | |
| 10- | MC | 60 | PS | S3 | E2/E3 | 20- | | | | |

| Rep Hinw Fig Item Rif | Número Teil-Nr Numero Part-Nr Part-Nr | Désignation Bezeichnung Description Descrizione |
|-----------------------------------|---|---|
| 1 | 23606 | Vis H,M 4- 6 Tornillo Vite - Schraube - Screw - |
| 2 | 23607 | Tambour Tambor Tamburo - Trommel - Drum - |
| 3 | 23609 | Chapeau Tapadera Capello - Deckel - Cap - |
| 4 | 23612 | Raccord tournant Racor vuelta Raccordo - Verschraubung - Connection - |
| 5 | 25713 | Vis H,M 6- 16-8.8-ZN5/C Tornillo Vite - Schraube - Screw - |
| 5 | 58526 | Vis H,M 6- 40-8.8-ZN5/C Tornillo Vite - Schraube - Screw - |
| 6 | 23615 | Rondelle Arandela Rondella - Unterlegscheibe - Washer - |
| 7 | 23616 | Bouchon Tapón Tappo - Stopfen - Plug - |
| 8 | 23356 | Raccord Racor Raccordo - Verschraubung - Connection - |
| 9 | 23361 | Ensemble flexible Conjunto flexible Insieme flessibile - Schlauch blattfeder - Hose assy - |
| 10 | 23619 | Flasque et goujon assemblés Placa y espárrago ensamblado Flangia y prigioniero - Flansch und stift versammlun - Flange and stud assembly - |

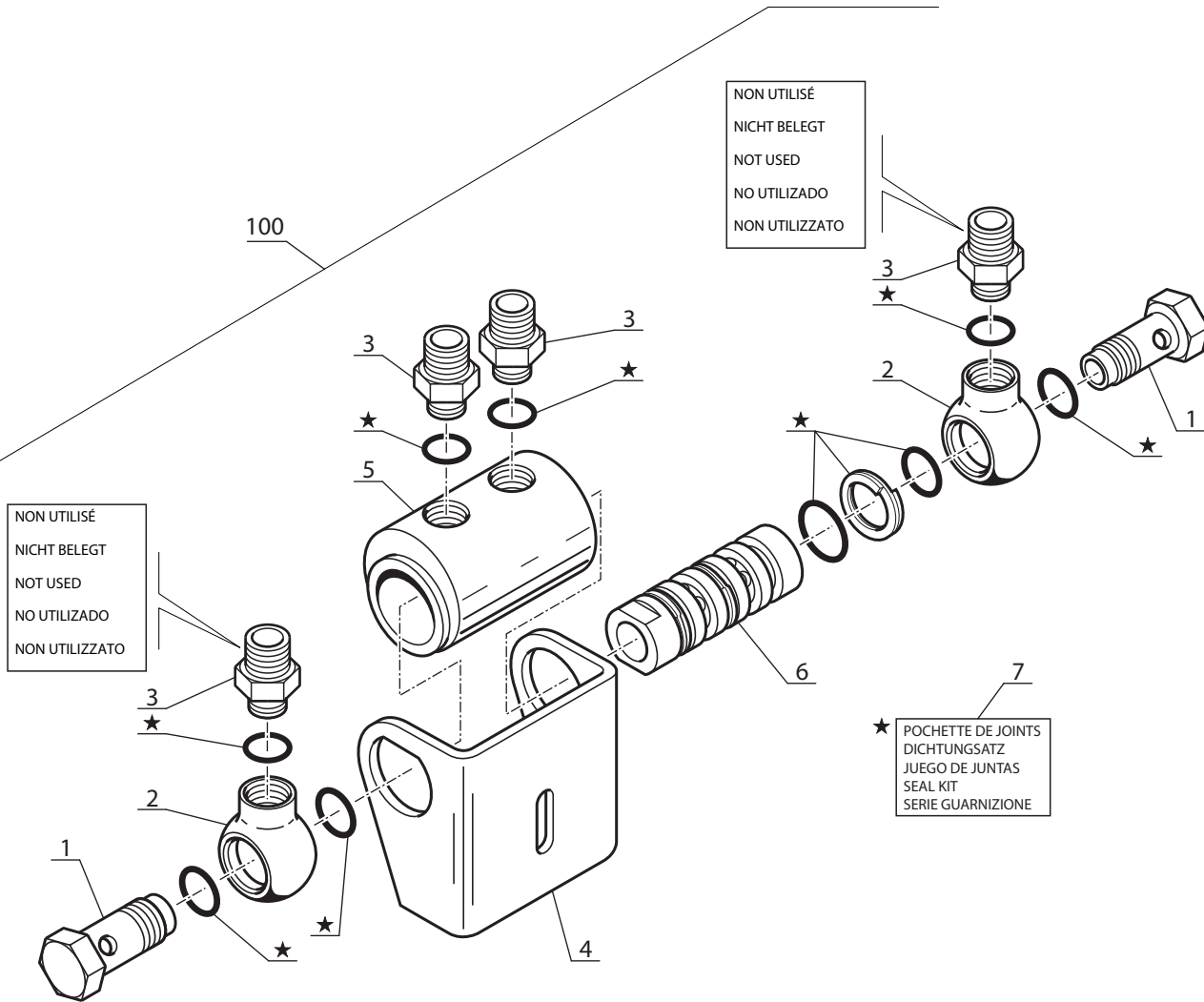
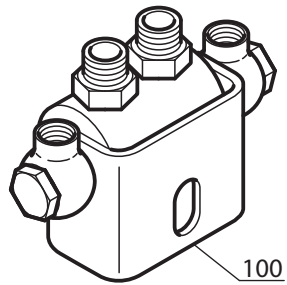
| 1 | 2 | 3 | 4 | 5 | 6 | 7 | 8 | 9 | 10 | 11 | 12 | 13 | 14 | 15 | 16 | 17 | 18 | 19 | 20 |
|---|---|---|---|---|---|---|---|---|----|----|----|----|----|----|----|----|----|----|----|
| | | | | 7 | 7 | | 7 | 7 | | | | 7 | | | | | | | |
| | | | | 1 | 1 | | 1 | 1 | | | | 1 | | | | | | | |
| | | | | 1 | 1 | | 1 | 1 | | | | 1 | | | | | | | |
| | | | | 1 | 1 | | 1 | 1 | | | | 1 | | | | | | | |
| | | | | 2 | 2 | | 2 | 2 | | | | 2 | | | | | | | |
| | | | | 1 | 1 | | 1 | 1 | | | | 1 | | | | | | | |
| | | | | 3 | 3 | | 3 | 3 | | | | 3 | | | | | | | |
| | | | | 2 | 2 | | 2 | 2 | | | | 2 | | | | | | | |
| | | | | 2 | 2 | | 2 | 2 | | | | 2 | | | | | | | |
| | | | | 1 | 1 | | 1 | 1 | | | | 1 | | | | | | | |
| | | | | 1 | 1 | | 1 | 1 | | | | 1 | | | | | | | |

+

10 EA 14

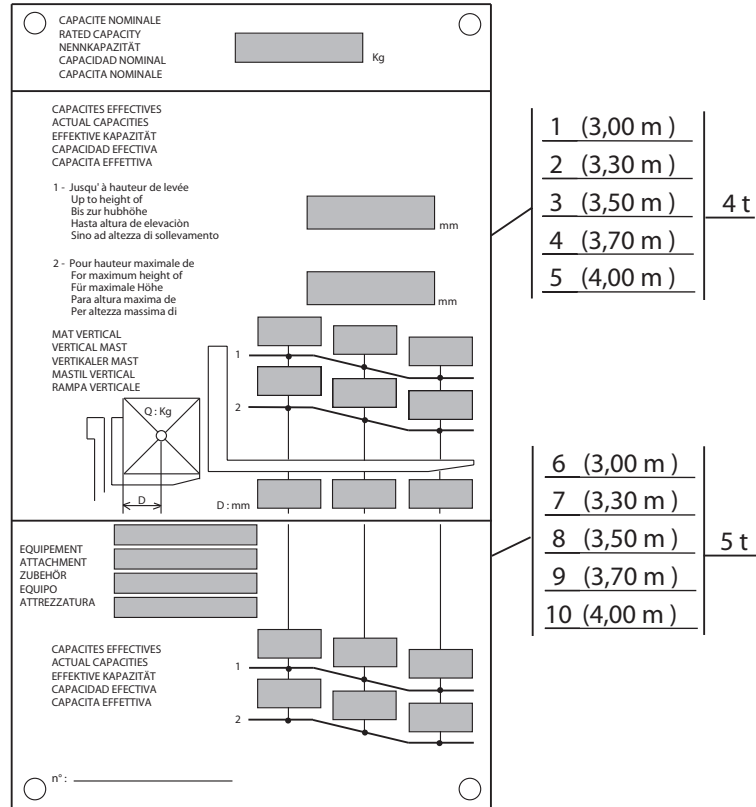
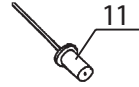
HYDRAULIQUE (Détails)
HYDRAULIK (Einzelteile)
HIDRAULICO (Detalles)
HYDRAULIC (Details)
IDRAULICO (Dettaglio)

M 26-2 S.3 / M 26-4 S.3
M 30-2 S.3 / M 30-4 S.3
M 40-4 S.3 / M 50-4 S.3
MC 40 PS S.3 / MC 50 PS S.3
MC 30 S.3
M-X 30-4 S.3 / M-X 50-4 S.3



Catalogue : 647010

| 1 | HYDRAULIQUE (Détails) HYDRAULIK (Einzelteile) HIDRAULICO (Detalles) HYDRAULIC (Details) IDRAULICO (Dettaglio) | | | Qté-Menge-Cant-Qty-Q.ta | | | | | | | | | | 10 EA | | 14 | | M | | | | | | |
|-----|---|---|---|-------------------------|---|---|---|---|---|---|---|---|----|-------|----|----|----|---|----|----|----|----|----|----|
| | Rep Hinw Fig Item Rif | Numéro Teil-Nr Numero Part-Nr Part-Nr | Désignation Bezeichnung Description Description | 1 | 2 | 3 | 4 | 5 | 6 | 7 | 8 | 9 | 10 | 11 | 12 | 13 | 14 | | 15 | 16 | 17 | 18 | 19 | 20 |
| 1 | 23641 | Vis creuse Tornillo hueco Vite cava | - Hohl schraube - Hollow screw - | 2 | 2 | 2 | 2 | 2 | 2 | 2 | 2 | 2 | | | 2 | 2 | | | | | | | | |
| 2 | 23643 | Raccord banjo Racor banjo Raccordo | - Verschraubung - Banjo connection - | 2 | 2 | 2 | 2 | 2 | 2 | 2 | 2 | 2 | | | 2 | 2 | | | | | | | | |
| 3 | 160988 | Adapteur 3/8" gaz Adaptador Adattatore | - Verbindung - Adaptor - | 4 | 4 | 4 | 4 | 4 | 4 | 4 | 4 | 4 | | | 4 | 4 | | | | | | | | |
| 4 | 23646 | Support Soporte Supporto | - Träger - Bracket - | 1 | 1 | 1 | 1 | 1 | 1 | 1 | 1 | 1 | | | 1 | 1 | | | | | | | | |
| 5 | 23647 | Corps de distributeur Cuerpo de distribuidor Camicia distributore | - Kommandosteuerventil Körper - Valve bank body - | 1 | 1 | 1 | 1 | 1 | 1 | 1 | 1 | 1 | | | 1 | 1 | | | | | | | | |
| 6 | 23642 | Piston distributeur Pistón distribuidor Pistone distributore | - Kolbenschieber - Piston valve - | 1 | 1 | 1 | 1 | 1 | 1 | 1 | 1 | 1 | | | 1 | 1 | | | | | | | | |
| 7 | 23984 | Pochette de joints Juego de juntas Serie guarnizióne | - Dichtungsatz - Seal kit - | 1 | 1 | 1 | 1 | 1 | 1 | 1 | 1 | 1 | | | 1 | 1 | | | | | | | | |
| 100 | 160714 | Distributeur complet Kompletter kommandosteuerventil Distribuidor completo Distributore completo | - Complete valve bank - | 1 | 1 | 1 | 1 | 1 | 1 | 1 | 1 | 1 | | | 1 | 1 | | | | | | | | |

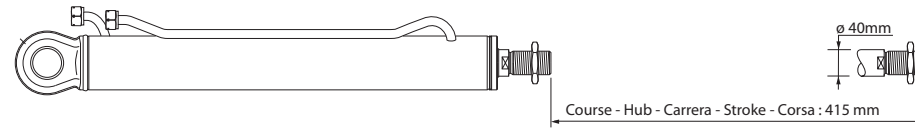


INCLINAISON MAT DOUBLE
DOPPELT HUBMAST NEIGUNG
INCLINACION MASTIL DOBLE
DOUBLE MAST TILTING
INCLINAZIONE RAMPA DUPLEX

10 CD 35

HYDRAULIQUE (Vérin d'inclinaison) (Inclinaison standard 15°/15°)
HYDRAULIK (Neigungszylinder) (Standard neigung 15°/15°)
HIDRAULICO (Cilindro de inclinación) (Inclinación estandar 15°/15°)
HYDRAULIC (Tilting cylinder) (Standard tilting 15°/15°)
IDRAULICO (Cilindro di inclinazione) (Inclinazione standard 15°/15°)

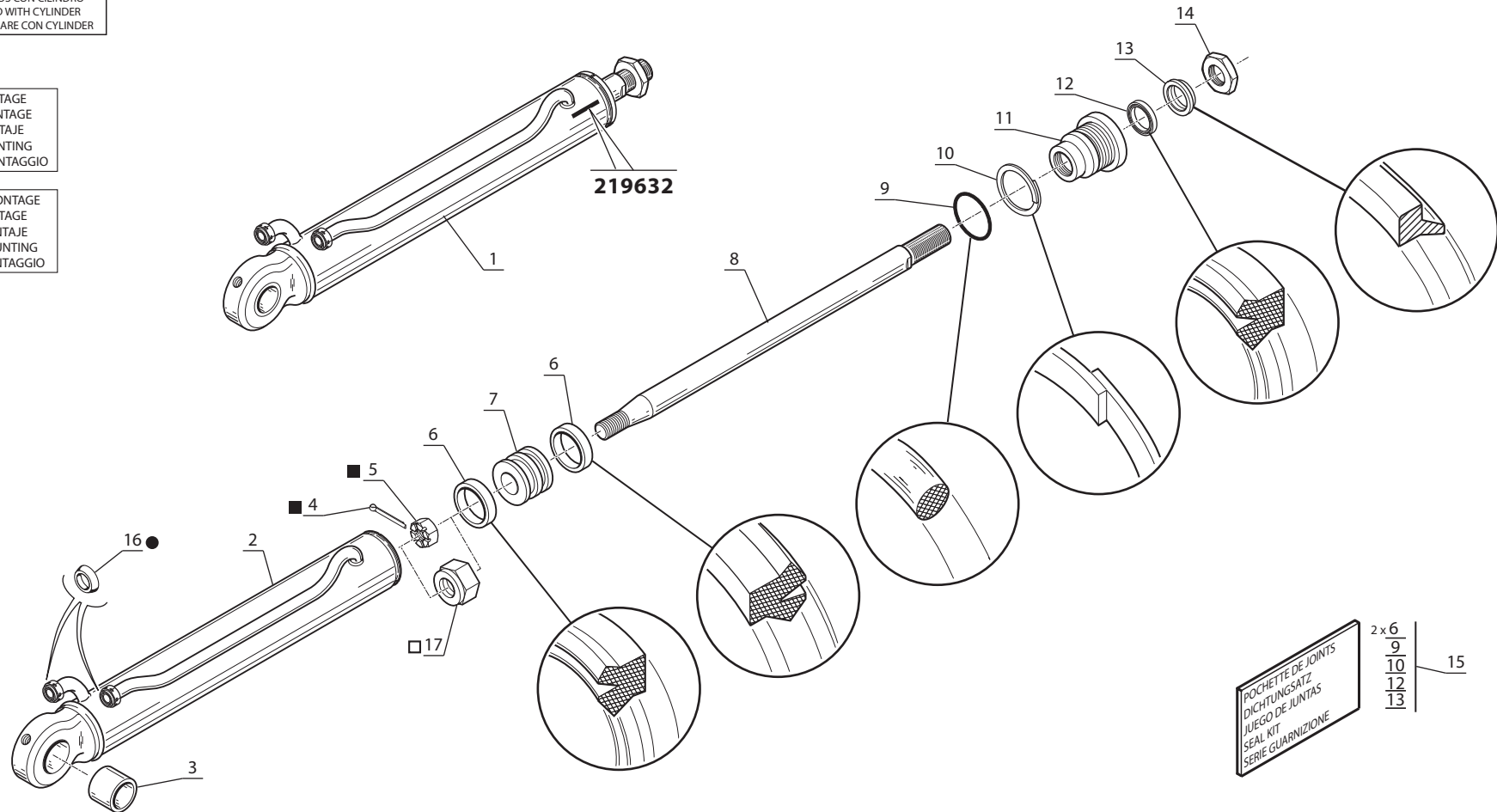
M 40-4 S.3 / M 50-4 S.3
MC 40 PS S.3 / MC 50 PS S.3
M-X 50-4 S.3-E3



● NON LIVRE AVEC VERIN
NICHT GELIEFERT MIT ZYLINDER
NO ENTREGADOS CON CILINDRO
NOT DELIVERED WITH CYLINDER
NON CONSEGNARE CON CYLINDER

■ 1er MONTAGE
1ste MONTAGE
1ro MONTAJE
1st MOUNTING
1mo MONTAGGIO

□ 2ème MONTAGE
2te MONTAGE
2do MONTAJE
2nd MOUNTING
2do MONTAGGIO



POCHETTE DE JOINTS
DICHTUNGSATZ
JUEGO DE JUNTAS
SEAL KIT
SERIE GUARNIZIONE

| |
|-----|
| 2x6 |
| 9 |
| 10 |
| 12 |
| 13 |

15

Catalogue : 647010

1

HYDRAULIQUE (Vérin d'inclinaison) (standard 15°/15°)
 HYDRAULIK (Neigungszylinder) (standard 15°/15°)
 HIDRAULICO (Cilindro de inclinación) (estándar 15°/15°)
 HYDRAULIC (Tilting cylinder) (standard 15°/15°)
 IDRAULICO (Cilindro di inclinazione) (standard 15°/15°)

Qté-Menge-Cant-Qty-Q.ta

10 CD

35

M

1- M 26-2 S3 E2/E3 11- MC 70 PS S3 E2/E3
 2- M 30-2 S3 E2/E3 12- M-X 30-4 S3-E3
 3- M 26-4 S3 E2/E3 13- M-X 50-4 S3-E3
 4- M 30-4 S3 E2/E3 14- M-X 70-2 S3-E3
 5- M 40-4 S3 E2/E3 15-
 6- M 50-4 S3 E2/E3 16-
 7- MC 30 S3 E2/E3 17-
 8- MC 40 PS S3 E2/E3 18-
 9- MC 50 PS S3 E2/E3 19-
 10- MC 60 PS S3 E2/E3 20-

| Rep Hinw Fig Item Rif | Número Teil-Nr Numero Part-Nr Part-Nr | Désignation Bezeichnung Descripcion Description Descrizione | 1 | 2 | 3 | 4 | 5 | 6 | 7 | 8 | 9 | 10 | 11 | 12 | 13 | 14 | 15 | 16 | 17 | 18 | 19 | 20 | |
|-----------------------------------|---|--|---|---|---|---|---|---|---|---|---|----|----|----|----|----|----|----|----|----|----|----|--|
| 1 | 219632 | Vérin inclinai. D:40mm C:415mm- Cilindro de inclinación - Cilindro di inclinazione - | | | | | 2 | 2 | | 2 | 2 | | | | 2 | | | | | | | | |
| 2 | 181257 | Corps de vérin - Cuerpo de cilindro - Camicia del cilindro - | | | | | 1 | 1 | | 1 | 1 | | | | 1 | | | | | | | | |
| 3 | 181246 | Bague - Anillo - Anello - | | | | | 1 | 1 | | 1 | 1 | | | | 1 | | | | | | | | |
| 4 | 42811 | Goupille V 5 x 63 zinguée - Pasador - Spina - | | | | | 1 | 1 | | 1 | 1 | | | | 1 | | | | | | | | |
| 5 | 31717 | Ecrou HK,M30-200 zingué - Tuerca - Dado - | | | | | 1 | 1 | | 1 | 1 | | | | 1 | | | | | | | | |
| 6 | 19953 | Joint d'étanchéité - Junta de estanqueidad - Guarnizióne - | | | | | 2 | 2 | | 2 | 2 | | | | 2 | | | | | | | | |
| 7 | 31721 | Piston de vérin - Pistón de cilindro - Pistone del cilindro - | | | | | 1 | 1 | | 1 | 1 | | | | 1 | | | | | | | | |
| 8 | 181258 | Tige de vérin - Vástago de cilindro - Stelo del cilindro - | | | | | 1 | 1 | | 1 | 1 | | | | 1 | | | | | | | | |
| 9 | 4040 | Joint torique - Junta tórica - Anello OR - | | | | | 1 | 1 | | 1 | 1 | | | | 1 | | | | | | | | |
| 10 | 182268 | Joint anti-extrusion - Junta antiextrusión - Guarnizióne anti estrusione - | | | | | 1 | 1 | | 1 | 1 | | | | 1 | | | | | | | | |
| 11 | 186755 | Bague de fermeture - Anillo de cierre - Anello di chiusura - | | | | | 1 | 1 | | 1 | 1 | | | | 1 | | | | | | | | |

+

**MAT TRIPLE - DREIFACH HUBMAST
MASTIL TRIPLE - TRIPLE MAST
RAMPA TRIPLEX**

(A glissière - Mit gleitbahn - Con guía - With slide face)

4,50 m

Ref : 570 331 | M26-2 S3 / M26-4 S3

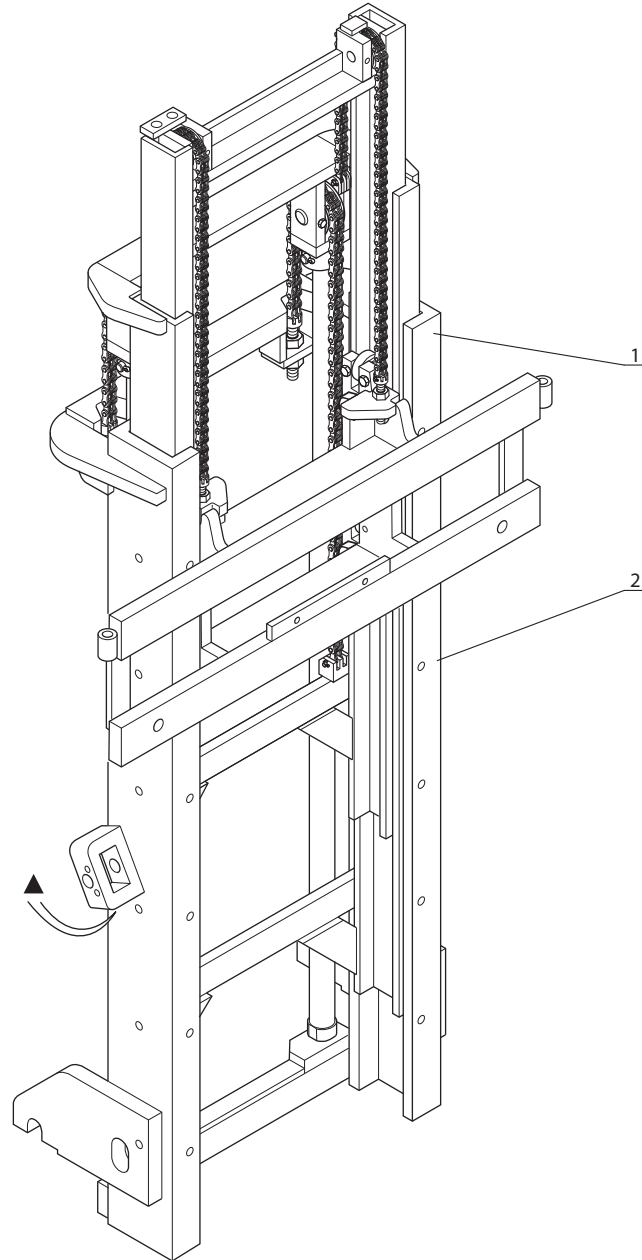
Ref : 570 336 | M30-2 S3 / M30-4 S3 / MC 30 S3 / M-X 30-4 S3

5 AB 48

MAT TRIPLE (Hauteur de levée : 4,50 m)
DREIFACH HUBMAST (Hubhöhe : 4,50 m)
MASTIL TRIPLE (Altura de levantamiento : 4,50 m)
TRIPLE MAST (Lift height : 4,50 m)
RAMPA TRIPLEX (Altezza di sollevamento : 4,50 m)

(Inclinaison standard - Standard neigung - Inclinación estándar - Standard tilting - Inclinazione standard : 6°/12°:M26/30 - 6°/10°:MC 30)

M 26-2 S.3 / M 30-2 S.3
M 26-4 S.3 / M 30-4 S.3
MC 30 S.3 / M-X 30-4 S.3



▲ N° DE MAT A SPECIFIER POUR TOUTE COMMANDE DE PIECES
HUBMAST NUMMER ZUGEBEN FÜR ALLE TEILE
N° DE MASTIS A ESPECIFICAR PARA TODAS PEDIDAS DE PIEZAS
MAST NUMBER TO SPECIFY FOR ALL PARTS ORDER
N° CARRELLI DA SPECIFICARE PER TUTTE GLI ORDINI DEL PARTICOLARI

(2,6t.) ▲ 5 AB 27 - 5 AC 11 - 10 AC 52
10 AD 49 - 10 AD 50 - 10 AD 89 - 10 AD 90
10 CA 95 - 10 EA 14 - 10 EA 55 - 12 AA 103

(3t.) ▲ 5 AB 27 - 5 AC 11 - 10 AC 52
10 AD 49 - 10 AD 50 - 10 AD 89 - 10 AD 90
10 CA 95 - 10 EA 14 - 10 EA 55 - 12 AA 103

Catalogue : 647010

1

MAT TRIPLE (4,50 m)
 DREIFACH HUBMAST
 MASTIL TRIPLE
 TRIPLE MAST
 RAMPA TRIPLEX

Qté-Menge-Cant-Qty-Q.ta

5 AB

48

M

- | | |
|-----------------------|-----------------------|
| 1- M 26-2 S3 E2/E3 | 11- MC 70 PS S3 E2/E3 |
| 2- M 30-2 S3 E2/E3 | 12- M-X 30-4 S3-E3 |
| 3- M 26-4 S3 E2/E3 | 13- M-X 50-4 S3-E3 |
| 4- M 30-4 S3 E2/E3 | 14- M-X 70-2 S3-E3 |
| 5- M 40-4 S3 E2/E3 | 15- |
| 6- M 50-4 S3 E2/E3 | 16- |
| 7- MC 30 S3 E2/E3 | 17- |
| 8- MC 40 PS S3 E2/E3 | 18- |
| 9- MC 50 PS S3 E2/E3 | 19- |
| 10- MC 60 PS S3 E2/E3 | 20- |

| Rep Hinw Fig Item Rif | Numéro Teil-Nr Numero Part-Nr Part-Nr | Désignation Bezeichnung Descripcion Description Descrizione |
|-----------------------------------|---|---|
| 1 | 570331 | Mât triple (4,50 m) - Dreifach hubmast Mastil triple - Triple mast Rampa triplex - |
| 2 | 570336 | Mât triple (4,50 m) - Dreifach hubmast Mastil triple - Triple mast Rampa triplex - |

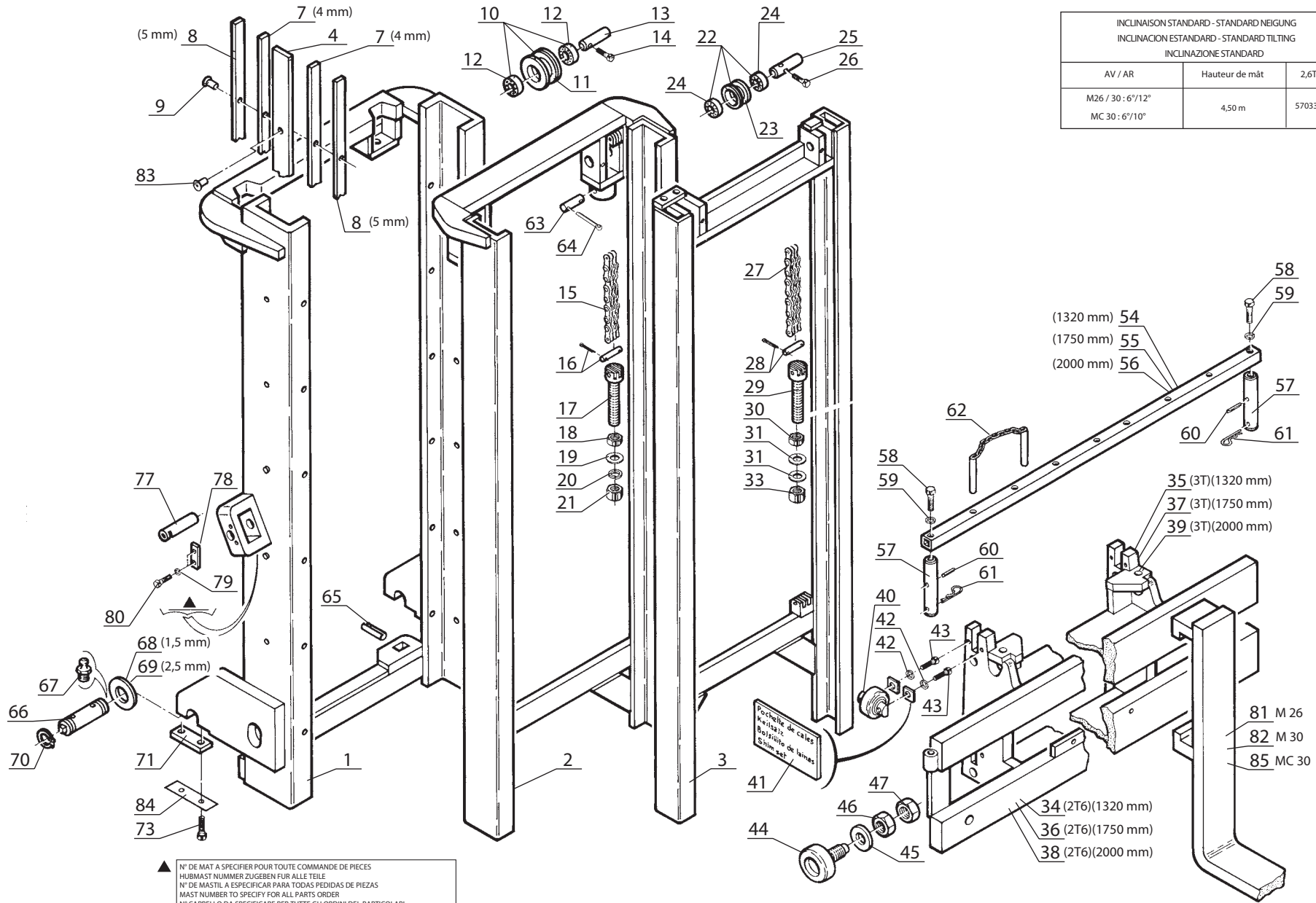
| 1 | 2 | 3 | 4 | 5 | 6 | 7 | 8 | 9 | 10 | 11 | 12 | 13 | 14 | 15 | 16 | 17 | 18 | 19 | 20 |
|---|---|---|---|---|---|---|---|---|----|----|----|----|----|----|----|----|----|----|----|
| 1 | | 1 | | | | | | | | | | | | | | | | | |
| | 1 | | 1 | | | 1 | | | | | 1 | | | | | | | | |

5 AB 27

MAT TRIPLE (Hauteur de levée : 4,50 m)
 DREIFACH HUBMAST (Hubhöhe : 4,50 m)
 MASTIL TRIPLE (Altura de levantamiento : 4,50 m)
 TRIPLE MAST (Lift height : 4,50 m)
 RAMPA TRIPLEX (Altezza di sollevamento : 4,50 m)

M 26-2 S.3 / M30-2 S.3
M 26-4 S.3 / M30-4 S.3
MC 30 S.3 / M-X 30-4 S.3

| INCLINAISON STANDARD - STANDARD NEIGUNG INCLINACION ESTANDARD - STANDARD TILTING INCLINAZIONE STANDARD | | | |
|--|----------------|--------|--------|
| AV / AR | Hauteur de mât | 2,6T | 3T |
| M26 / 30 : 6°/12° | 4,50 m | 570331 | 570336 |
| MC 30 : 6°/10° | | | |



▲ N° DE MAT A SPECIFIER POUR TOUTE COMMANDE DE PIÉCES
 HUBMAST NUMMER ZUGEBEN FÜR ALLE TEILE
 N° DE MASTIL A ESPECIFICAR PARA TODAS PEDIDAS DE PIEZAS
 MAST NUMBER TO SPECIFY FOR ALL PARTS ORDER
 N° CARRELLI DA SPECIFICARE PER TUTTE GLI ORDINI DEL PARTICOLARI

81 M 26
 82 M 30
 85 MC 30

Catalogue : 647010

1

MAT TRIPLE (4,50 m)
DREIFACH HUBMAST
MASTIL TRIPLE
TRIPLE MAST
RAMPA TRIPLEX

Qté-Menge-Cant-Qty-Q.ta

5 AB

27

M

| | |
|-----------------------|-----------------------|
| 1- M 26-2 S3 E2/E3 | 11- MC 70 PS S3 E2/E3 |
| 2- M 30-2 S3 E2/E3 | 12- M-X 30-4 S3-E3 |
| 3- M 26-4 S3 E2/E3 | 13- M-X 50-4 S3-E3 |
| 4- M 30-4 S3 E2/E3 | 14- M-X 70-2 S3-E3 |
| 5- M 40-4 S3 E2/E3 | 15- |
| 6- M 50-4 S3 E2/E3 | 16- |
| 7- MC 30 S3 E2/E3 | 17- |
| 8- MC 40 PS S3 E2/E3 | 18- |
| 9- MC 50 PS S3 E2/E3 | 19- |
| 10- MC 60 PS S3 E2/E3 | 20- |

| Rep Hinw Fig Item Rif | Numéro Teil-Nr Numero Part-Nr Part-Nr | Désignation Bezeichnung Descripcion Description Descrizione | 1 | 2 | 3 | 4 | 5 | 6 | 7 | 8 | 9 | 10 | 11 | 12 | 13 | 14 | 15 | 16 | 17 | 18 | 19 | 20 | |
|-----------------------------------|---|--|----|----|----|----|---|---|----|---|---|----|----|----|----|----|----|----|----|----|----|----|--|
| 1 | 221027 | Montant fixe (4,50 m) - Aussengerüst Montante fijo - Outer channel Montante fisso - | 1 | 1 | 1 | 1 | | | 1 | | | | | 1 | | | | | | | | | |
| 2 | 221030 | Montant intermédiaire (4,50 m) - Zwischengerüst Montante intermediario - Intermediate channel Montante intermedio - | 1 | 1 | 1 | 1 | | | 1 | | | | | 1 | | | | | | | | | |
| 3 | 221033 | Montant intérieur (4,50 m) - Innengerüst Montante interior - Outer channel Montante interiore - | 1 | 1 | 1 | 1 | | | 1 | | | | | 1 | | | | | | | | | |
| 4 | 160282 | Plaque d'usure - Verschleissplatte Placa de desgaste - Friction lining side Piastra du usura - | 2 | 2 | 2 | 2 | | | 2 | | | | | 2 | | | | | | | | | |
| 7 | 160281 | Plaque d'usure (ép. 4 mm lg 1895 mm) Verschleissplatte (dicke 4 mm länge 1895 mm) Placa de desgaste (espesor 4 mm long 1895 mm) Friction lining side (thickness 4 mm length 1895 mm) Piastra du usura (ép. 4 mm lunghezza 1895 mm) | 4 | 4 | 4 | 4 | | | 4 | | | | | 4 | | | | | | | | | |
| 8 | 160280 | Plaque d'usure (ép. 5 mm lg 1895 mm) Verschleissplatte (dicke 5 mm länge 1895 mm) Placa de desgaste (espesor 5 mm long 1895 mm) Friction lining side (thickness 5 mm length 1895 mm) Piastra du usura (ép. 5 mm lunghezza 1895 mm) | 4 | 4 | 4 | 4 | | | 4 | | | | | 4 | | | | | | | | | |
| 9 | 37002 | Rivet - Niete Remache - Rivet Rivetto - | 24 | 24 | 24 | 24 | | | 24 | | | | | 24 | | | | | | | | | |
| 10 | 189199 | Galet de chaîne, complet - Kompletter kettenrolle Rodillo de cadena completo - Complete chain roller Rullo catena, completo - | 2 | 2 | 2 | 2 | | | 2 | | | | | 2 | | | | | | | | | |
| 11 | 188821 | Galet de chaîne, nu - Kettenrolle, allein Rodillo de cadena, solo - Chain roller, stripped Rullo catena, nudo - | 2 | 2 | 2 | 2 | | | 2 | | | | | 2 | | | | | | | | | |
| 12 | 4945 | Roulement - Läger Rodamiento - Bearing Cuscinetto - | 4 | 4 | 4 | 4 | | | 4 | | | | | 4 | | | | | | | | | |

+

Catalogue : 647010

3

MAT TRIPLE (4,50 m)
DREIFACH HUBMAST
MASTIL TRIPLE
TRIPLE MAST
RAMPA TRIPLEX

Qté-Menge-Cant-Qty-Q.ta

5 AB

27

M

| | | | | | | | | | | |
|-----|----|------|----|-------|-------|-----|------|-------|----|-------|
| 1- | M | 26-2 | S3 | E2/E3 | 11- | MC | 70 | PS | S3 | E2/E3 |
| 2- | M | 30-2 | S3 | E2/E3 | 12- | M-X | 30-4 | S3-E3 | | |
| 3- | M | 26-4 | S3 | E2/E3 | 13- | M-X | 50-4 | S3-E3 | | |
| 4- | M | 30-4 | S3 | E2/E3 | 14- | M-X | 70-2 | S3-E3 | | |
| 5- | M | 40-4 | S3 | E2/E3 | 15- | | | | | |
| 6- | M | 50-4 | S3 | E2/E3 | 16- | | | | | |
| 7- | MC | 30 | S3 | E2/E3 | 17- | | | | | |
| 8- | MC | 40 | PS | S3 | E2/E3 | 18- | | | | |
| 9- | MC | 50 | PS | S3 | E2/E3 | 19- | | | | |
| 10- | MC | 60 | PS | S3 | E2/E3 | 20- | | | | |

| Rep Hinw Fig Item Rif | Numéro Teil-Nr Numero Part-Nr Part-Nr | Désignation Bezeichnung Descripcion Description Descrizione | 1 | 2 | 3 | 4 | 5 | 6 | 7 | 8 | 9 | 10 | 11 | 12 | 13 | 14 | 15 | 16 | 17 | 18 | 19 | 20 | |
|-----------------------------------|---|---|---|---|---|---|---|---|---|---|---|----|----|----|----|----|----|----|----|----|----|----|--|
| 24 | 3900 | Roulement Rodamiento Cuscinetto - Läger - Bearing - | 4 | 4 | 4 | 4 | | | 4 | | | | | 4 | | | | | | | | | |
| 25 | 164354 | Axe de galet Eje de rodillo Perno rullo - Rollenachse - Roller axle - | 2 | 2 | 2 | 2 | | | 2 | | | | | 2 | | | | | | | | | |
| 26 | 60674 | Vis H,M10- 40- 40 zinguée Tornillo Vite - Schraube - Screw - | 2 | 2 | 2 | 2 | | | 2 | | | | | 2 | | | | | | | | | |
| 27 | 41548 | Chaîne Cadena Catena - Kette - Chain - | 2 | 2 | 2 | 2 | | | 2 | | | | | 2 | | | | | | | | | |
| 28 | 161253 | Axe + 2 goupilles Eje + 2 pasadors Perno + 2 spina - Bolzen + 2 stift - Pin + 2 cotter pin - | 4 | 4 | 4 | 4 | | | 4 | | | | | 4 | | | | | | | | | |
| 29 | 204519 | Axe + 2 goupilles Eje + 2 pasadors Perno + 2 spina - Bolzen + 2 stift - Pin + 2 cotter pin - | 2 | 2 | 2 | 2 | | | 2 | | | | | 2 | | | | | | | | | |
| 30 | 32115 | Ecrou Hm, M20 zingué Tuerca Dado - Mutter - Nut - | 2 | 2 | 2 | 2 | | | 2 | | | | | 2 | | | | | | | | | |
| 31 | 197633 | Rondelle HR21 x 40x4 ZN Arandela Rondella - Unterlegscheibe - Washer - | 4 | 4 | 4 | 4 | | | 4 | | | | | 4 | | | | | | | | | |
| 33 | 42817 | Ecrou H ,M20 zingué Tuerca Dado - Mutter - Nut - | 2 | 2 | 2 | 2 | | | 2 | | | | | 2 | | | | | | | | | |
| 34 | 221036 | Tablier porte fourches, nu (Longueur 1320 mm) Gabelträger, allein (Länge 1320 mm) Tablero portahorquillas, solo (Longitud 1320 mm) Forks carrier, stripped (Length 1320 mm) Portaforche, nudo (Lunghezza 1320 mm) | 1 | | 1 | | | | | | | | | | | | | | | | | | |

+

Catalogue : 647010

4

MAT TRIPLE (4,50 m)
DREIFACH HUBMAST
MASTIL TRIPLE
TRIPLE MAST
RAMPA TRIPLEX

Qté-Menge-Cant-Qty-Q.ta

5 AB

27

M

| | |
|-----------------------|-----------------------|
| 1- M 26-2 S3 E2/E3 | 11- MC 70 PS S3 E2/E3 |
| 2- M 30-2 S3 E2/E3 | 12- M-X 30-4 S3-E3 |
| 3- M 26-4 S3 E2/E3 | 13- M-X 50-4 S3-E3 |
| 4- M 30-4 S3 E2/E3 | 14- M-X 70-2 S3-E3 |
| 5- M 40-4 S3 E2/E3 | 15- |
| 6- M 50-4 S3 E2/E3 | 16- |
| 7- MC 30 S3 E2/E3 | 17- |
| 8- MC 40 PS S3 E2/E3 | 18- |
| 9- MC 50 PS S3 E2/E3 | 19- |
| 10- MC 60 PS S3 E2/E3 | 20- |

| Rep Hinw Fig Item Rif | Numéro Teil-Nr Numero Part-Nr Part-Nr | Désignation Bezeichnung Descripcion Description Descrizione | 1 | 2 | 3 | 4 | 5 | 6 | 7 | 8 | 9 | 10 | 11 | 12 | 13 | 14 | 15 | 16 | 17 | 18 | 19 | 20 |
|-----------------------------------|---|---|---|---|---|---|---|---|---|---|---|----|----|----|----|----|----|----|----|----|----|----|
| 35 | 221037 | Tablier porte fourches, nu (Longueur 1320 mm) Gabelträger, allein (Länge 1320 mm) Tablero portahorquillas, solo (Longitud 1320 mm) Forks carrier, stripped (Length 1320 mm) Portaforche, nudo (Lunghezza 1320 mm) | | 1 | | 1 | | | 1 | | | | | 1 | | | | | | | | |
| 36 | 221041 | Tablier porte fourches, nu (Longueur 1750 mm) Gabelträger, allein (Länge 1750 mm) Tablero portahorquillas, solo (Longitud 1750 mm) Forks carrier, stripped (Length 1750 mm) Portaforche, nudo (Lunghezza 1750 mm) | 1 | | 1 | | | | | | | | | | | | | | | | | |
| 37 | 221042 | Tablier porte fourches, nu (Longueur 1750 mm) Gabelträger, allein (Länge 1750 mm) Tablero portahorquillas, solo (Longitud 1750 mm) Forks carrier, stripped (Length 1750 mm) Portaforche, nudo (Lunghezza 1750 mm) | | 1 | | 1 | | | 1 | | | | | 1 | | | | | | | | |
| 38 | 221043 | Tablier porte fourches, nu (Longueur 2000 mm) Gabelträger, allein (Länge 2000 mm) Tablero portahorquillas, solo (Longitud 2000 mm) Forks carrier, stripped (Length 2000 mm) Portaforche, nudo (Lunghezza 2000 mm) | 1 | | 1 | | | | | | | | | | | | | | | | | |
| 39 | 221044 | Tablier porte fourches, nu (Longueur 2000 mm) Gabelträger, allein (Länge 2000 mm) Tablero portahorquillas, solo (Longitud 2000 mm) Forks carrier, stripped (Length 2000 mm) Portaforche, nudo (Lunghezza 2000 mm) | | 1 | | 1 | | | 1 | | | | | 1 | | | | | | | | |
| 40 | 51121 | Galet guide avec axe - Führungsrolle mit achse Rodillo guía con eje - Guide roller with axle Rullo guida con perno - | 4 | 4 | 4 | 4 | | | 4 | | | | | 4 | | | | | | | | |
| 41 | 38368 | Pochette de cales - Unterlegblechsatz Juego de calas - Shim kit Kit spessore - | 1 | 1 | 1 | 1 | | | 1 | | | | | 1 | | | | | | | | |
| 42 | 42232 | Rondelle W10 ZN - Unterlegscheibe Arandela - Washer Rondella - | 8 | 8 | 8 | 8 | | | 8 | | | | | 8 | | | | | | | | |
| 43 | 45633 | Vis H,M10- 50-8.8-ZN8/C - Schraube Tornillo - Screw Vite - | 8 | 8 | 8 | 8 | | | 8 | | | | | 8 | | | | | | | | |

+

Catalogue : 647010

5

MAT TRIPLE (4,50 m)
DREIFACH HUBMAST
MASTIL TRIPLE
TRIPLE MAST
RAMPA TRIPLEX

Qté-Menge-Cant-Qty-Q.ta

5 AB

27

M

| | |
|-----------------------|-----------------------|
| 1- M 26-2 S3 E2/E3 | 11- MC 70 PS S3 E2/E3 |
| 2- M 30-2 S3 E2/E3 | 12- M-X 30-4 S3-E3 |
| 3- M 26-4 S3 E2/E3 | 13- M-X 50-4 S3-E3 |
| 4- M 30-4 S3 E2/E3 | 14- M-X 70-2 S3-E3 |
| 5- M 40-4 S3 E2/E3 | 15- |
| 6- M 50-4 S3 E2/E3 | 16- |
| 7- MC 30 S3 E2/E3 | 17- |
| 8- MC 40 PS S3 E2/E3 | 18- |
| 9- MC 50 PS S3 E2/E3 | 19- |
| 10- MC 60 PS S3 E2/E3 | 20- |

| Rep Hinw Fig Item Rif | Numéro Teil-Nr Numero Part-Nr Part-Nr | Désignation Bezeichnung Descripcion Description Descrizione | 1 | 2 | 3 | 4 | 5 | 6 | 7 | 8 | 9 | 10 | 11 | 12 | 13 | 14 | 15 | 16 | 17 | 18 | 19 | 20 | |
|-----------------------------------|---|---|---|---|---|---|---|---|---|---|---|----|----|----|----|----|----|----|----|----|----|----|--|
| 44 | 7590 | Galet porteur avec axe - Rolle mit achse Rodillo con eje - Roller with axle Rullo con perno - | 4 | 4 | 4 | 4 | | | 4 | | | | | 4 | | | | | | | | | |
| 45 | 662 | Rondelle ELAST 30,5x60x3,5ZN - Unterlegscheibe Arandela - Washer Rondella - | 4 | 4 | 4 | 4 | | | 4 | | | | | 4 | | | | | | | | | |
| 46 | 58388 | Ecrou Hm, M30 P150 C05 ZN..C - Mutter Tuerca - Nut Dado - | 4 | 4 | 4 | 4 | | | 4 | | | | | 4 | | | | | | | | | |
| 47 | 663 | Ecrou PAL D 30 P150 - Mutter Tuerca - Nut Dado - | 4 | 4 | 4 | 4 | | | 4 | | | | | 4 | | | | | | | | | |
| 54 | 19092 | Blocage de fourche (Longueur 1320 mm) Gabelblockierung (Länge 1320 mm) Bloqueo de horquilla (Longitud 1320 mm) Forks locking (Length 1320 mm) Bloccaggio de forca (Lunghezza 1320 mm) | 1 | 1 | 1 | 1 | | | 1 | | | | | 1 | | | | | | | | | |
| 55 | 19080 | Blocage de fourche (Longueur 1750 mm) Gabelblockierung (Länge 1750 mm) Bloqueo de horquilla (Longitud 1750 mm) Forks locking (Length 1750 mm) Bloccaggio de forca (Lunghezza 1750 mm) | 1 | 1 | 1 | 1 | | | 1 | | | | | 1 | | | | | | | | | |
| 56 | 165529 | Blocage de fourche (Longueur 2000 mm) Gabelblockierung (Länge 2000 mm) Bloqueo de horquilla (Longitud 2000 mm) Forks locking (Length 2000 mm) Bloccaggio de forca (Lunghezza 2000 mm) | 1 | 1 | 1 | 1 | | | 1 | | | | | 1 | | | | | | | | | |
| 57 | 178905 | Axe de blocage de fourche - Gabelblockierungachse Eje de bloqueo de horquilla - Forks locking axle Perno di bloccaggio de forca - | 2 | 2 | 2 | 2 | | | 2 | | | | | 2 | | | | | | | | | |
| 58 | 58558 | Vis H,M14- 60-8.8-ZN8/C - Schraube Tornillo - Screw Vite - | 2 | 2 | 2 | 2 | | | 2 | | | | | 2 | | | | | | | | | |
| 59 | 42256 | Rondelle W14 ZN - Unterlegscheibe Arandela - Washer Rondella - | 2 | 2 | 2 | 2 | | | 2 | | | | | 2 | | | | | | | | | |

+

Catalogue : 647010

6

MAT TRIPLE (4,50 m)
DREIFACH HUBMAST
MASTIL TRIPLE
TRIPLE MAST
RAMPA TRIPLEX

Qté-Menge-Cant-Qty-Q.ta

5 AB

27

M

- | | |
|-----------------------|-----------------------|
| 1- M 26-2 S3 E2/E3 | 11- MC 70 PS S3 E2/E3 |
| 2- M 30-2 S3 E2/E3 | 12- M-X 30-4 S3-E3 |
| 3- M 26-4 S3 E2/E3 | 13- M-X 50-4 S3-E3 |
| 4- M 30-4 S3 E2/E3 | 14- M-X 70-2 S3-E3 |
| 5- M 40-4 S3 E2/E3 | 15- |
| 6- M 50-4 S3 E2/E3 | 16- |
| 7- MC 30 S3 E2/E3 | 17- |
| 8- MC 40 PS S3 E2/E3 | 18- |
| 9- MC 50 PS S3 E2/E3 | 19- |
| 10- MC 60 PS S3 E2/E3 | 20- |

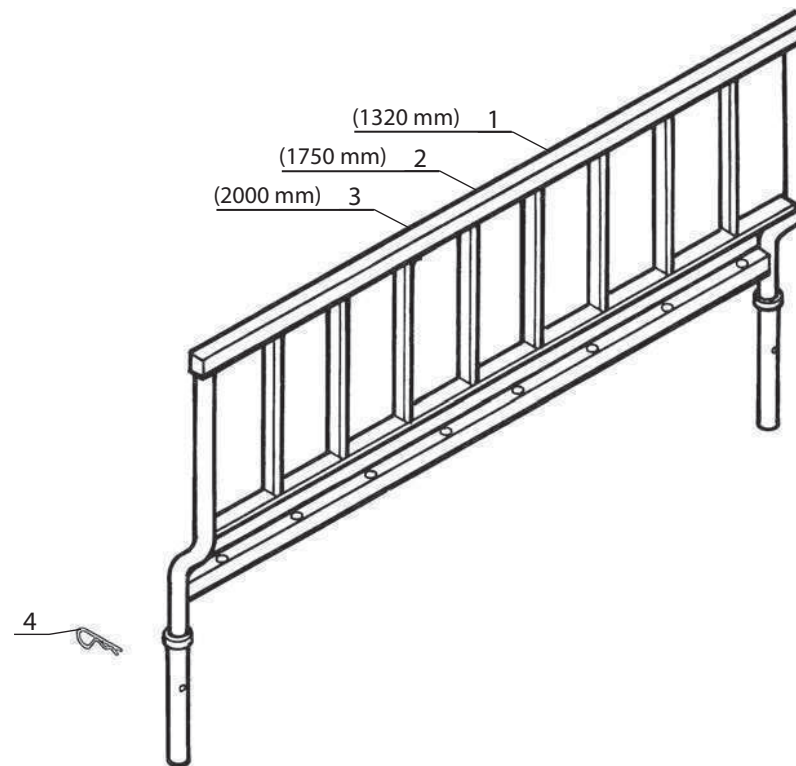
| Rep Hinw Fig Item Rif | Numéro Teil-Nr Numero Part-Nr Part-Nr | Désignation Bezeichnung Descripcion Description Descrizione | | | | | | | | | | | | | | | | | | | | |
|-----------------------------------|---|--|---|---|---|---|---|---|---|---|---|----|----|----|----|----|----|----|----|----|----|----|
| | | | 1 | 2 | 3 | 4 | 5 | 6 | 7 | 8 | 9 | 10 | 11 | 12 | 13 | 14 | 15 | 16 | 17 | 18 | 19 | 20 |
| 60 | 7955 | Goupille MECA 8 x1,5 x 40 E - Stift Pasador - Pin Spina - | 2 | 2 | 2 | 2 | | | | 2 | | | | | | | | 2 | | | | |
| 61 | 9784 | Goupille "Beta" de 4 - Stift Pasador - Pin Spina - | 2 | 2 | 2 | 2 | | | | 2 | | | | | | | | 2 | | | | |
| 62 | 20029 | Broche - Spindel Brocha - Spindle Barra - | 2 | 2 | 2 | 2 | | | | 2 | | | | | | | | 2 | | | | |
| 63 | 163927 | Axe - Bolzen Eje - Pin Perno - | 2 | 2 | 2 | 2 | | | | 2 | | | | | | | | 2 | | | | |
| 64 | 61698 | Goupille V 5 x 32 zinguée - Stift Pasador - Pin Spina - | 4 | 4 | 4 | 4 | | | | 4 | | | | | | | | 4 | | | | |
| 65 | 169074 | Goupille 10 x 25 E - Stift Pasador - Pin Spina - | 2 | 2 | 2 | 2 | | | | 2 | | | | | | | | 2 | | | | |
| 66 | 180392 | Axe d'articulation - Gelenkachse Eje de articulación - Articulating pin Perno di articolazione - | 2 | 2 | 2 | 2 | | | | 2 | | | | | | | | 2 | | | | |
| 67 | 5135 | Graisser droit (M 10 x 150) - Gerade schmiernippel Engrasador recto - Straight greaser Ingrassatore destro - | 2 | 2 | 2 | 2 | | | | 2 | | | | | | | | 2 | | | | |
| 68 | 181490 | Rondelle SP 46 x 68 x 1,5ZN - Unterlegscheibe Arandela - Washer Rondella - | X | X | X | X | | | | X | | | | | | | | X | | | | |
| 69 | 181491 | Rondelle SP 46 x 68 x 2,5ZN - Unterlegscheibe Arandela - Washer Rondella - | X | X | X | X | | | | X | | | | | | | | X | | | | |
| 70 | 2637 | Circlips - Sicherungsring Aro retén - Circlip Anello elastico - | 4 | 4 | 4 | 4 | | | | 4 | | | | | | | | 4 | | | | |

+

5 AC 11

DOSSERET DE CHARGE
RÜCKLENETRAGLAST
COSTILLA DE CARGA
BACK LOAD REST
SPONDA DI CARICO

M 26-2 S.3 / M30-2 S.3
M 26-4 S.3 / M30-4 S.3
MC 30 S.3 / M-X 30-4 S.3



Catalogue : 647010

1

DOSSERET DE CHARGE
RÜCKLEHNETRAGLAST
COSTILLA DE CARGA
BACK LOAD REST
SPONDA DI CARICO

Qté-Menge-Cant-Qty-Q.ta

5 AC

11

M

| | |
|-----------------------|-----------------------|
| 1- M 26-2 S3 E2/E3 | 11- MC 70 PS S3 E2/E3 |
| 2- M 30-2 S3 E2/E3 | 12- M-X 30-4 S3-E3 |
| 3- M 26-4 S3 E2/E3 | 13- M-X 50-4 S3-E3 |
| 4- M 30-4 S3 E2/E3 | 14- M-X 70-2 S3-E3 |
| 5- M 40-4 S3 E2/E3 | 15- |
| 6- M 50-4 S3 E2/E3 | 16- |
| 7- MC 30 S3 E2/E3 | 17- |
| 8- MC 40 PS S3 E2/E3 | 18- |
| 9- MC 50 PS S3 E2/E3 | 19- |
| 10- MC 60 PS S3 E2/E3 | 20- |

| Rep Hinw Fig Item Rif | Número Teil-Nr Numero Part-Nr Part-Nr | Désignation Bezeichnung Description Descrizione |
|-----------------------------------|---|--|
| 1 | 61401 | Dosseret de charge, nu (1320 mm) Rücklehnmetraglast, allein Costilla de carga, solo - Back load rest, stripped Sponda di carico, nudo - |
| 2 | 61402 | Dosseret de charge, nu (1750 mm) Rücklehnmetraglast, allein Costilla de carga, solo - Back load rest, stripped Sponda di carico, nudo - |
| 3 | 164414 | Dosseret de charge, nu (2000 mm) Rücklehnmetraglast, allein Costilla de carga, solo - Back load rest, stripped Sponda di carico, nudo - |
| 4 | 5966 | Goupille "Béta" de 6 - Stift Pasador - Pin Spina - |

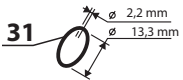
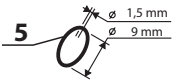
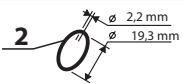
| 1 | 2 | 3 | 4 | 5 | 6 | 7 | 8 | 9 | 10 | 11 | 12 | 13 | 14 | 15 | 16 | 17 | 18 | 19 | 20 |
|---|---|---|---|---|---|---|---|---|----|----|----|----|----|----|----|----|----|----|----|
| 1 | 1 | 1 | 1 | | | 1 | | | | | 1 | | | | | | | | |
| | 1 | 1 | 1 | | | 1 | | | | | 1 | | | | | | | | |
| | 1 | 1 | 1 | | | 1 | | | | | 1 | | | | | | | | |
| | 2 | 2 | 2 | | | 2 | | | | | 2 | | | | | | | | |

10 AD 52

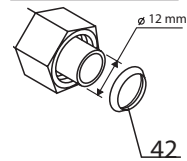
KIT HYDRAULIQUE ACCESSOIRE GAUCHE (Double effet)
 LINK KIT ZUBEHÖR HYDRAULIK (Doppeltwirkend)
 KIT HIDRAULICO ACCESORIO IZQUIERDO (Doble efecto)
 L.H. ATTACHMENT HYDRAULIC KIT (Double-acting)
 KIT IDRAULICO ACCESSORIO SINISTRO (Duplex effetto)

M 26-2 S.3 / M 30-2 S.3
 M 26-4 S.3 / M 30-4 S.3
 MC 30 S.3 / M-X 30-4 S.3

POUR FLEXIBLE ET RACCORD
 FÜR SCHLAUCH UND VERSCHRAUBUNG
 PARA FLEXIBLE Y RACOR
 FOR HOSE AND CONNECTION
 PER FLESSIBILE E RACCORDO



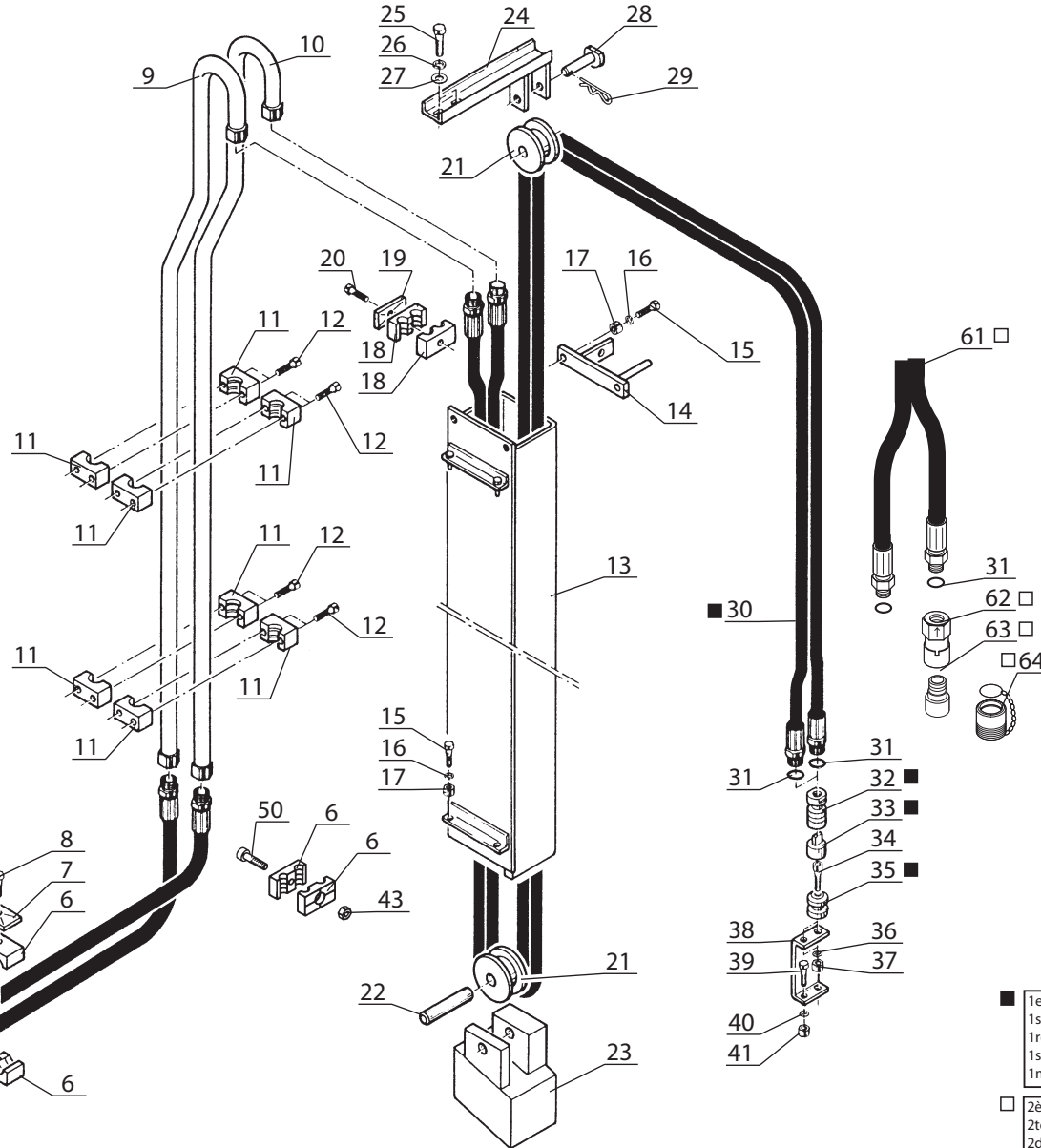
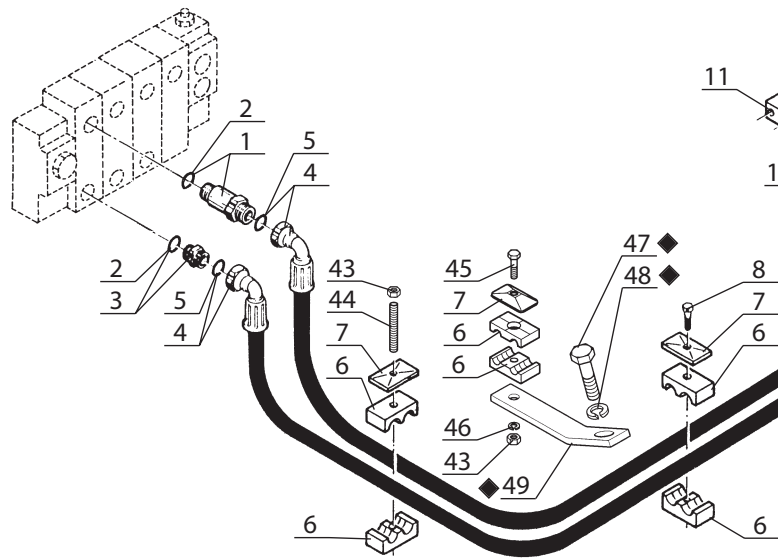
POUR TUBE
 FÜR ROHR - PARA TUBO
 FOR TUBE - PER TUBO



KIT COMPLET, VOIR NOMENCLATURE
 KOMPLETTER KIT, SIEHE STÜCKLISTE
 JUEGO COMPLETO, VER NOMENCLATURA
 COMPLETE KIT, SEE NOMENCLATURE
 KIT COMPLETO, VEDERE NOMENCLATURA

Rep - Hinw - Fig - Item - Sequenza
60

◆ SUIVANT MONTAGE
 NACH MONTAGE
 SEGUN MONTAJE
 AS MOUNTING
 SECONDO MONTAGGIO



■ 1er MONTAGE
 1ste MONTAGE
 1ro MONTAJE
 1st MOUNTING
 1mo MONTAGGIO

□ 2ème MONTAGE
 2te MONTAGE
 2do MONTAJE
 2nd MOUNTING
 2do MONTAGGIO

Catalogue : 647010

2

KIT HYDRAULIQUE ACCESSOIRE GAUCHE (Double effet)
 LINK KIT ZUBEHOR HYDRAULIK (Doppeltwirkend)
 KIT HIDRAULICO ACCESORIO IZQUIERDO (Doble efecto)
 L.H. ATTACHMENT HYDRAULIC KIT (Double-acting)
 KIT IDRAULICO ACCESSORIO SINISTRO (Doppio effetto)

Qté-Menge-Cant-Qty-Q.ta

10 AD

52

M

| | |
|-----------------------|-----------------------|
| 1- M 26-2 S3 E2/E3 | 11- MC 70 PS S3 E2/E3 |
| 2- M 30-2 S3 E2/E3 | 12- M-X 30-4 S3-E3 |
| 3- M 26-4 S3 E2/E3 | 13- M-X 50-4 S3-E3 |
| 4- M 30-4 S3 E2/E3 | 14- M-X 70-2 S3-E3 |
| 5- M 40-4 S3 E2/E3 | 15- |
| 6- M 50-4 S3 E2/E3 | 16- |
| 7- MC 30 S3 E2/E3 | 17- |
| 8- MC 40 PS S3 E2/E3 | 18- |
| 9- MC 50 PS S3 E2/E3 | 19- |
| 10- MC 60 PS S3 E2/E3 | 20- |

| Rep Hinw Fig Item Rif | Numéro Teil-Nr Numero Part-Nr Part-Nr | Désignation Bezeichnung Descripcion Description Descrizione | Qté-Menge-Cant-Qty-Q.ta | | | | | | | | | | | | | | | | | | | |
|-----------------------------------|---|---|--|---|---|---|---|---|---|---|---|----|----|----|----|----|----|----|----|----|----|----|
| | | | 1 | 2 | 3 | 4 | 5 | 6 | 7 | 8 | 9 | 10 | 11 | 12 | 13 | 14 | 15 | 16 | 17 | 18 | 19 | 20 |
| 12 | 7242 | Vis CHc,M 6- 20 zinguée Tornillo Vite | - Schraube - Screw - | 8 | 8 | 8 | 8 | | | | | | | | | | | | | | | |
| 13 | 182343 | Caisson Cajón Cassone | - Abteilung - Compartment - | 1 | 1 | 1 | 1 | | | | | | | | | | | | | | | |
| 14 | 181327 | Plaque de fixation Placa de fijación Piastra di fissaggio | - Befestigung Platte - Fastening plate - | 1 | 1 | 1 | 1 | | | | | | | | | | | | | | | |
| 15 | 63754 | Vis H,M 8- 30-8.8-ZN8/C Tornillo Vite | - Schraube - Screw - | 4 | 4 | 4 | 4 | | | | | | | | | | | | | | | |
| 16 | 42325 | Rondelle W 8 ZN Arandela Rondella | - Unterlegscheibe - Washer - | 4 | 4 | 4 | 4 | | | | | | | | | | | | | | | |
| 17 | 58528 | Ecrou H ,M 8 ZN Tuerca Dado | - Mutter - Nut - | 4 | 4 | 4 | 4 | | | | | | | | | | | | | | | |
| 18 | 170387 | Demi-collier Media abrazadera Fascetta | - Halb-klemme - Half-clamp - | 2 | 2 | 2 | 2 | | | | | | | | | | | | | | | |
| 19 | 168854 | Plaque de protection Placa de protección Piastra di protezione | - Schützplatte - Protection plate - | 1 | 1 | 1 | 1 | | | | | | | | | | | | | | | |
| 20 | 58531 | Vis H,M 8- 50-8.8-ZN8/C Tornillo Vite | - Schraube - Screw - | 1 | 1 | 1 | 1 | | | | | | | | | | | | | | | |
| 21 | 182211 | Poulie de flexible Polea de flexible Puleggia di flessibile | - Schlauchriemen - Hose pulley - | 2 | 2 | 2 | 2 | | | | | | | | | | | | | | | |
| 22 | 182320 | Axe de poulie Eje de polea Perno di puleggia | - Riemenachse - Pulley axle - | 1 | 1 | 1 | 1 | | | | | | | | | | | | | | | |

+

Catalogue : 647010

3

KIT HYDRAULIQUE ACCESSOIRE GAUCHE (Double effet)
 LINK KIT ZUBEHOR HYDRAULIK (Doppeltwirkend)
 KIT HIDRAULICO ACCESORIO IZQUIERDO (Doble efecto)
 L.H. ATTACHMENT HYDRAULIC KIT (Double-acting)
 KIT IDRAULICO ACCESSORIO SINISTRO (Doppio effetto)

Qté-Menge-Cant-Qty-Q.ta

10 AD

52

M

1- M 26-2 S3 E2/E3 11- MC 70 PS S3 E2/E3
 2- M 30-2 S3 E2/E3 12- M-X 30-4 S3-E3
 3- M 26-4 S3 E2/E3 13- M-X 50-4 S3-E3
 4- M 30-4 S3 E2/E3 14- M-X 70-2 S3-E3
 5- M 40-4 S3 E2/E3 15-
 6- M 50-4 S3 E2/E3 16-
 7- MC 30 S3 E2/E3 17-
 8- MC 40 PS S3 E2/E3 18-
 9- MC 50 PS S3 E2/E3 19-
 10- MC 60 PS S3 E2/E3 20-

| Rep Hinw Fig Item Rif | Número Teil-Nr Numero Part-Nr Part-Nr | Désignation Bezeichnung Descripcion Description Descrizione | 1 | 2 | 3 | 4 | 5 | 6 | 7 | 8 | 9 | 10 | 11 | 12 | 13 | 14 | 15 | 16 | 17 | 18 | 19 | 20 | |
|-----------------------------------|---|---|---|---|---|---|---|---|---|---|---|----|----|----|----|----|----|----|----|----|----|----|--|
| 23 | 182339 | Chape Abrazadera Forchetta - Gabelgelenk - Fork joint - | 1 | 1 | 1 | 1 | | | 1 | | | | | 1 | | | | | | | | | |
| 24 | 181322 | Support poulie Soporte polea Supporto puleggia - Riemen träger - Bracket pulley - | 1 | 1 | 1 | 1 | | | 1 | | | | | 1 | | | | | | | | | |
| 25 | 63546 | Vis H,M12- 20-8.8-ZN8/C Tornillo Vite - Schraube - Screw - | 2 | 2 | 2 | 2 | | | 2 | | | | | 2 | | | | | | | | | |
| 26 | 42231 | Rondelle W12 ZN Arandela Rondella - Unterlegscheibe - Washer - | 2 | 2 | 2 | 2 | | | 2 | | | | | 2 | | | | | | | | | |
| 27 | 61676 | Rondelle M 12 ZN Arandela Rondella - Unterlegscheibe - Washer - | 2 | 2 | 2 | 2 | | | 2 | | | | | 2 | | | | | | | | | |
| 28 | 181726 | Axe de poulie Eje de polea Perno di puleggia - Riemenachse - Pulley axle - | 1 | 1 | 1 | 1 | | | 1 | | | | | 1 | | | | | | | | | |
| 29 | 9784 | Goupille "Beta" de 4 Pasador Spina - Stift - Pin - | 1 | 1 | 1 | 1 | | | 1 | | | | | 1 | | | | | | | | | |
| 30 | 181992 | Flexible Flexible Flessibile - Schlauch - Hose - | 1 | 1 | 1 | 1 | | | 1 | | | | | 1 | | | | | | | | | |
| 31 | 169436 | Joint torique Junta tórica Anello OR - "O" ring - "O" ring - | X | X | X | X | | | X | | | | | X | | | | | | | | | |
| 32 | 169345 | Raccord rapide femelle Racor rapido hembra Raccordo femina - siehe 662272 - Quick female union - | 2 | 2 | 2 | 2 | | | 2 | | | | | 2 | | | | | | | | | |
| 33 | 53310 | Bouchon Tapón Tappo - Stopfen - Plug - | 2 | 2 | 2 | 2 | | | 2 | | | | | 2 | | | | | | | | | |

+

Catalogue : 647010

5

KIT HYDRAULIQUE ACCESSOIRE GAUCHE (Double effet)
 LINK KIT ZUBEHOR HYDRAULIK (Doppeltwirkend)
 KIT HIDRAULICO ACCESORIO IZQUIERDO (Doble efecto)
 L.H. ATTACHMENT HYDRAULIC KIT (Double-acting)
 KIT IDRAULICO ACCESSORIO SINISTRO (Doppio effetto)

Qté-Menge-Cant-Qty-Q.ta

10 AD

52

M

1- M 26-2 S3 E2/E3 11- MC 70 PS S3 E2/E3
 2- M 30-2 S3 E2/E3 12- M-X 30-4 S3-E3
 3- M 26-4 S3 E2/E3 13- M-X 50-4 S3-E3
 4- M 30-4 S3 E2/E3 14- M-X 70-2 S3-E3
 5- M 40-4 S3 E2/E3 15-
 6- M 50-4 S3 E2/E3 16-
 7- MC 30 S3 E2/E3 17-
 8- MC 40 PS S3 E2/E3 18-
 9- MC 50 PS S3 E2/E3 19-
 10- MC 60 PS S3 E2/E3 20-

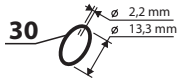
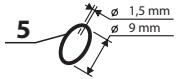
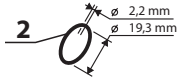
| Rep Hinw Fig Item Rif | Numéro Teil-Nr Numero Part-Nr Part-Nr | Désignation Bezeichnung Descripcion Description Descrizione | | | | | | | | | | | | | | | | | | | | |
|-----------------------------------|---|---|---|---|---|---|---|---|---|---|---|----|----|----|----|----|----|----|----|----|----|----|
| | | | 1 | 2 | 3 | 4 | 5 | 6 | 7 | 8 | 9 | 10 | 11 | 12 | 13 | 14 | 15 | 16 | 17 | 18 | 19 | 20 |
| 45 | 58533 | Vis H,M 8- 60-8.8-ZN8/C Tornillo Vite - Schraube - Screw - | 1 | 1 | 1 | 1 | | | | 1 | | | | | | | | 1 | | | | |
| 46 | 42325 | Rondelle W 8 ZN Arandela Rondella - Unterlegscheibe - Washer - | 1 | 1 | 1 | 1 | | | | 1 | | | | | | | | 1 | | | | |
| 47 | 60482 | Vis H,M16- 30-8.8-ZN8/C Tornillo Vite - Schraube - Screw - | 1 | 1 | 1 | 1 | | | | 1 | | | | | | | | 1 | | | | |
| 48 | 42322 | Rondelle W16 ZN Arandela Rondella - Unterlegscheibe - Washer - | 1 | 1 | 1 | 1 | | | | 1 | | | | | | | | 1 | | | | |
| 49 | 219813 | Support Soporte Supporto - Träger - Bracket - | 1 | 1 | 1 | 1 | | | | 1 | | | | | | | | 1 | | | | |
| 50 | 73208 | Vis CHc,M 8- 20 zinguée Tornillo Vite - Schraube - Screw - | 1 | 1 | 1 | 1 | | | | 1 | | | | | | | | 1 | | | | |
| 60 | 570347 | Kit hydraulique accessoire complet (mât triple 5,40 m) Kompletter kit zübehor hydraulik (dreifach hubmast 5,40 m) Kit hidraulico accesorio completo (mástil triple 5,40 m) Complete attachment hydraulic kit (triple mast 5,40 m) Kit idraulico accessorio completo (rampa triplo 5,40 m) | 1 | 1 | 1 | 1 | | | | 1 | | | | | | | | 1 | | | | |
| 61 | 243595 | Flexible Flexible Flessibile - Schlauch - Hose - | 1 | 1 | 1 | 1 | | | | 1 | | | | | | | | 1 | | | | |
| 62 | 192037 | Raccord rapide femelle Racor rapido hembra Raccordo rapido femmina - Verschraubung weibl. - Quick female union - | 2 | 2 | 2 | 2 | | | | 2 | | | | | | | | 2 | | | | |
| 63 | 241199 | Raccord Racor Raccordo - Verschraubung - Connection - | 2 | 2 | 2 | 2 | | | | 2 | | | | | | | | 2 | | | | |
| 64 | 192039 | Bouchon Tapón Tappo - Stopfen - Plug - | 2 | 2 | 2 | 2 | | | | 2 | | | | | | | | 2 | | | | |

10 AD 49

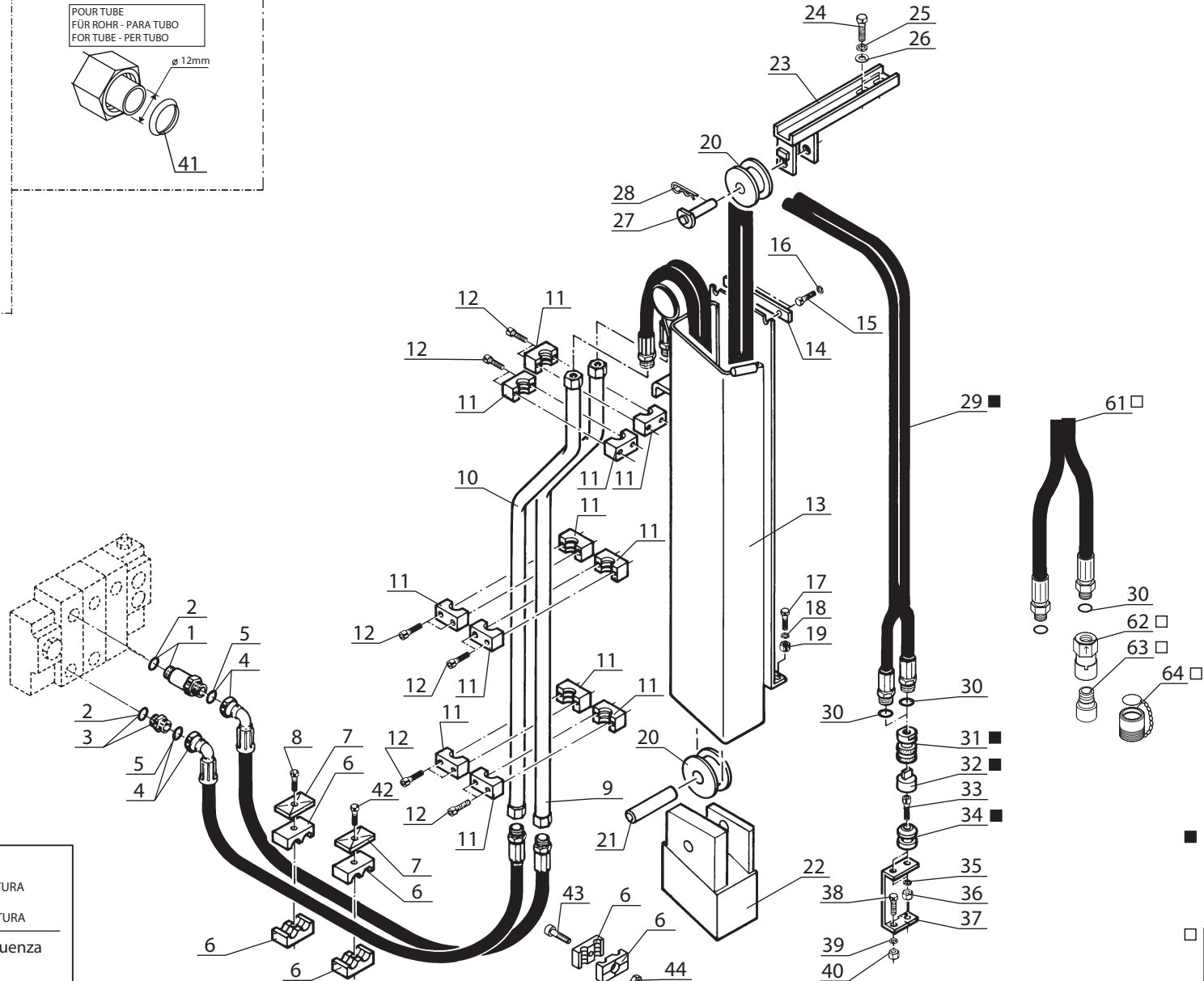
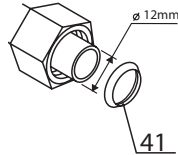
KIT HYDRAULIQUE ACCESSOIRE DROIT (Double effet)
 RECHT KIT ZUBEHOR HYDRAULIK (Doppeltwirkend)
 KIT HIDRAULICO ACCESORIO DERECHO (Doble efecto)
 R.H. ATTACHMENT HYDRAULIC KIT (Double-acting)
 KIT IDRAULICO ACCESSORIO DESTRO (Duplex effetto)

M 26-2 S.3 / M 30-2 S.3
 M 26-4 S.3 / M 30-4 S.3
 MC 30 S.3 / M-X 30-4 S.3

POUR FLEXIBLE ET RACCORD
 FÜR SCHLAUCH UND VERSCHRAUBUNG
 PARA FLEXIBLE Y RACOR
 FOR HOSE AND CONNECTION
 PER FLESSIBILE E RACCORDO



POUR TUBE
 FÜR ROHR - PARA TUBO
 FOR TUBE - PER TUBO



KIT COMPLET, VOIR NOMENCLATURE
 KOMPLETTER KIT, SIEHE STÜCKLISTE
 JUEGO COMPLETO, VER NOMENCLATURA
 COMPLETE KIT, SEE NOMENCLATURE
 KIT COMPLETO, VEDERE NOMENCLATURA

Rep - Hinw - Fig - Item - Sequenza

60

■ 1er MONTAGE
 1ste MONTAGE
 1ro MONTAJE
 1st MOUNTING
 1mo MONTAGGIO

□ 2ème MONTAGE
 2te MONTAGE
 2do MONTAJE
 2nd MOUNTING
 2do MONTAGGIO

P.A.O xp

Catalogue : 647010

2

KIT HYDRAULIQUE ACCESSOIRE DROIT (Double effet)
 RECHT KIT ZUBEHOR HYDRAULIK (Doppeltwirkend)
 KIT HIDRAULICO ACCESORIO DERECHO (Doble efecto)
 R.H. ATTACHMENT HYDRAULIC KIT (Double-acting)
 KIT IDRAULICO ACCESSORIO DESTRO (Doppio effetto)

Qté-Menge-Cant-Qty-Q.ta

10 AD

49

M

1- M 26-2 S3 E2/E3 11- MC 70 PS S3 E2/E3
 2- M 30-2 S3 E2/E3 12- M-X 30-4 S3-E3
 3- M 26-4 S3 E2/E3 13- M-X 50-4 S3-E3
 4- M 30-4 S3 E2/E3 14- M-X 70-2 S3-E3
 5- M 40-4 S3 E2/E3 15-
 6- M 50-4 S3 E2/E3 16-
 7- MC 30 S3 E2/E3 17-
 8- MC 40 PS S3 E2/E3 18-
 9- MC 50 PS S3 E2/E3 19-
 10- MC 60 PS S3 E2/E3 20-

| Rep Hinw Fig Item Rif | Numéro Teil-Nr Numero Part-Nr Part-Nr | Désignation Bezeichnung Descripcion Description Descrizione | 1 | 2 | 3 | 4 | 5 | 6 | 7 | 8 | 9 | 10 | 11 | 12 | 13 | 14 | 15 | 16 | 17 | 18 | 19 | 20 | |
|-----------------------------------|---|---|----|----|----|----|---|---|----|---|---|----|----|----|----|----|----|----|----|----|----|----|--|
| 12 | 7242 | Vis CHc,M 6- 20 zinguée Tornillo Vite - Schraube - Screw - | 12 | 12 | 12 | 12 | | | 12 | | | | | 12 | | | | | | | | | |
| 13 | 181989 | Caisson Cajón Cassone - Abteilung - Compartment - | 1 | 1 | 1 | 1 | | | 1 | | | | | 1 | | | | | | | | | |
| 14 | 204520 | Plaque de fixation Placa de fijación Piastra di fissaggio - Befestigung Platte - Fastening plate - | 1 | 1 | 1 | 1 | | | 1 | | | | | 1 | | | | | | | | | |
| 15 | 61323 | Vis H,M 8- 35-8.8-ZN8/C Tornillo Vite - Schraube - Screw - | 2 | 2 | 2 | 2 | | | 2 | | | | | 2 | | | | | | | | | |
| 16 | 42325 | Rondelle W 8 ZN Arandela Rondella - Unterlegscheibe - Washer - | 2 | 2 | 2 | 2 | | | 2 | | | | | 2 | | | | | | | | | |
| 17 | 54951 | Vis H,M 8- 16-8.8-ZN8/C Tornillo Vite - Schraube - Screw - | 2 | 2 | 2 | 2 | | | 2 | | | | | 2 | | | | | | | | | |
| 18 | 42325 | Rondelle W 8 ZN Arandela Rondella - Unterlegscheibe - Washer - | 2 | 2 | 2 | 2 | | | 2 | | | | | 2 | | | | | | | | | |
| 19 | 58528 | Ecrou H ,M 8 ZN Tuerca Dado - Mutter - Nut - | 2 | 2 | 2 | 2 | | | 2 | | | | | 2 | | | | | | | | | |
| 20 | 182211 | Poulie de flexible Polea de flexible Puleggia di flessibile - Schlauchriemen - Hose pulley - | 2 | 2 | 2 | 2 | | | 2 | | | | | 2 | | | | | | | | | |
| 21 | 182320 | Axe de poulie Eje de polea Perno di puleggia - Riemenachse - Pulley axle - | 1 | 1 | 1 | 1 | | | 1 | | | | | 1 | | | | | | | | | |
| 22 | 204521 | Contrepoids Contrapeso Contrappeso - Gegengewicht - Counterweight - | 1 | 1 | 1 | 1 | | | 1 | | | | | 1 | | | | | | | | | |

+

Catalogue : 647010

3

KIT HYDRAULIQUE ACCESSOIRE DROIT (Double effet)
 RECHT KIT ZUBEHOR HYDRAULIK (Doppeltwirkend)
 KIT HIDRAULICO ACCESORIO DERECHO (Doble efecto)
 R.H. ATTACHMENT HYDRAULIC KIT (Double-acting)
 KIT IDRAULICO ACCESSORIO DESTRO (Doppio effetto)

Qté-Menge-Cant-Qty-Q.ta

10 AD

49

M

- | | |
|-----------------------|-----------------------|
| 1- M 26-2 S3 E2/E3 | 11- MC 70 PS S3 E2/E3 |
| 2- M 30-2 S3 E2/E3 | 12- M-X 30-4 S3-E3 |
| 3- M 26-4 S3 E2/E3 | 13- M-X 50-4 S3-E3 |
| 4- M 30-4 S3 E2/E3 | 14- M-X 70-2 S3-E3 |
| 5- M 40-4 S3 E2/E3 | 15- |
| 6- M 50-4 S3 E2/E3 | 16- |
| 7- MC 30 S3 E2/E3 | 17- |
| 8- MC 40 PS S3 E2/E3 | 18- |
| 9- MC 50 PS S3 E2/E3 | 19- |
| 10- MC 60 PS S3 E2/E3 | 20- |

| Rep Hinw Fig Item Rif | Numéro Teil-Nr Numero Part-Nr Part-Nr | Désignation Bezeichnung Descripcion Description Descrizione | | | | | | | | | | | | | | | | | | | | |
|-----------------------------------|---|---|---|---|---|---|---|---|---|---|---|----|----|----|----|----|----|----|----|----|----|----|
| | | | 1 | 2 | 3 | 4 | 5 | 6 | 7 | 8 | 9 | 10 | 11 | 12 | 13 | 14 | 15 | 16 | 17 | 18 | 19 | 20 |
| 23 | 181725 | Support poulie Soporte polea Supporto puleggia - Riemen träger - Bracket pulley - | 1 | 1 | 1 | 1 | | | | 1 | | | | | | | | 1 | | | | |
| 24 | 63546 | Vis H,M12- 20-8.8-ZN8/C Tornillo Vite - Schraube - Screw - | 2 | 2 | 2 | 2 | | | | 2 | | | | | | | | 2 | | | | |
| 25 | 42231 | Rondelle W12 ZN Arandela Rondella - Unterlegscheibe - Washer - | 2 | 2 | 2 | 2 | | | | 2 | | | | | | | | 2 | | | | |
| 26 | 61676 | Rondelle M 12 ZN Arandela Rondella - Unterlegscheibe - Washer - | 2 | 2 | 2 | 2 | | | | 2 | | | | | | | | 2 | | | | |
| 27 | 181726 | Axe de poulie Eje de polea Perno di puleggia - Riemenachse - Pulley axle - | 1 | 1 | 1 | 1 | | | | 1 | | | | | | | | 1 | | | | |
| 28 | 9784 | Goupille "Beta" de 4 Pasador Spina - Stift - Pin - | 1 | 1 | 1 | 1 | | | | 1 | | | | | | | | 1 | | | | |
| 29 | 181991 | Flexible Flexible Flessibile - Schlauch - Hose - | 1 | 1 | 1 | 1 | | | | 1 | | | | | | | | 1 | | | | |
| 30 | 169436 | Joint torique Junta tórica Anello OR - "O" ring - "O" ring - | X | X | X | X | | | | X | | | | | | | | X | | | | |
| 31 | 169345 | Raccord rapide femelle Racor rapido hembra Raccordo femina - siehe 662272 - Quick female union - | 2 | 2 | 2 | 2 | | | | 2 | | | | | | | | 2 | | | | |
| 32 | 53310 | Bouchon Tapón Tappo - Stopfen - Plug - | 2 | 2 | 2 | 2 | | | | 2 | | | | | | | | 2 | | | | |
| 33 | 73208 | Vis CHc,M 8- 20 zinguée Tornillo Vite - Schraube - Screw - | 2 | 2 | 2 | 2 | | | | 2 | | | | | | | | 2 | | | | |

+

Catalogue : 647010

4

KIT HYDRAULIQUE ACCESSOIRE DROIT (Double effet)
 RECHT KIT ZUBEHOR HYDRAULIK (Doppeltwirkend)
 KIT HIDRAULICO ACCESORIO DERECHO (Doble efecto)
 R.H. ATTACHMENT HYDRAULIC KIT (Double-acting)
 KIT IDRAULICO ACCESSORIO DESTRO (Doppio effetto)

Qté-Menge-Cant-Qty-Q.ta

10 AD

49

M

| | | | | | | | | | | |
|-----|----|------|----|-------|-------|-----|------|-------|----|-------|
| 1- | M | 26-2 | S3 | E2/E3 | 11- | MC | 70 | PS | S3 | E2/E3 |
| 2- | M | 30-2 | S3 | E2/E3 | 12- | M-X | 30-4 | S3-E3 | | |
| 3- | M | 26-4 | S3 | E2/E3 | 13- | M-X | 50-4 | S3-E3 | | |
| 4- | M | 30-4 | S3 | E2/E3 | 14- | M-X | 70-2 | S3-E3 | | |
| 5- | M | 40-4 | S3 | E2/E3 | 15- | | | | | |
| 6- | M | 50-4 | S3 | E2/E3 | 16- | | | | | |
| 7- | MC | 30 | S3 | E2/E3 | 17- | | | | | |
| 8- | MC | 40 | PS | S3 | E2/E3 | 18- | | | | |
| 9- | MC | 50 | PS | S3 | E2/E3 | 19- | | | | |
| 10- | MC | 60 | PS | S3 | E2/E3 | 20- | | | | |

| Rep Hinw Fig Item Rif | Numéro Teil-Nr Numero Part-Nr Part-Nr | Désignation Bezeichnung Descripcion Description Descrizione | 1 | 2 | 3 | 4 | 5 | 6 | 7 | 8 | 9 | 10 | 11 | 12 | 13 | 14 | 15 | 16 | 17 | 18 | 19 | 20 | |
|-----------------------------------|---|--|---|---|---|---|---|---|---|---|---|----|----|----|----|----|----|----|----|----|----|----|--|
| 34 | 53309 | Embout Tapón Ghiera - Stopfen - Plug - | 2 | 2 | 2 | 2 | | | 2 | | | | | 2 | | | | | | | | | |
| 35 | 42325 | Rondelle W 8 ZN Arandela Rondella - Unterlegscheibe - Washer - | 2 | 2 | 2 | 2 | | | 2 | | | | | 2 | | | | | | | | | |
| 36 | 58528 | Ecrou H ,M 8 ZN Tuerca Dado - Mutter - Nut - | 2 | 2 | 2 | 2 | | | 2 | | | | | 2 | | | | | | | | | |
| 37 | 165409 | Support raccord Soporte racor Supporto raccordo - Verschraubung träger - Connection bracket - | 1 | 1 | 1 | 1 | | | 1 | | | | | 1 | | | | | | | | | |
| 38 | 57446 | Vis H,M 8- 25-8.8-ZN8/C Tornillo Vite - Schraube - Screw - | 2 | 2 | 2 | 2 | | | 2 | | | | | 2 | | | | | | | | | |
| 39 | 42325 | Rondelle W 8 ZN Arandela Rondella - Unterlegscheibe - Washer - | 2 | 2 | 2 | 2 | | | 2 | | | | | 2 | | | | | | | | | |
| 40 | 58528 | Ecrou H ,M 8 ZN Tuerca Dado - Mutter - Nut - | 2 | 2 | 2 | 2 | | | 2 | | | | | 2 | | | | | | | | | |
| 41 | 169437 | Joint d'étanchéité Junta de estanqueidad Guarnizione - Dichtungsring - Seal - | X | X | X | X | | | X | | | | | X | | | | | | | | | |
| 42 | 58530 | Vis H,M 8- 45-8.8-ZN8/C Tornillo Vite - Schraube - Screw - | 1 | 1 | 1 | 1 | | | 1 | | | | | 1 | | | | | | | | | |
| 43 | 73208 | Vis CHC,M 8- 20 zinguée Tornillo Vite - Schraube - Screw - | 1 | 1 | 1 | 1 | | | 1 | | | | | 1 | | | | | | | | | |
| 44 | 58528 | Ecrou H ,M 8 ZN Tuerca Dado - Mutter - Nut - | 1 | 1 | 1 | 1 | | | 1 | | | | | 1 | | | | | | | | | |

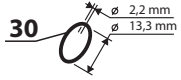
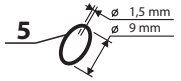
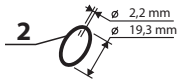
+

10 AD 50

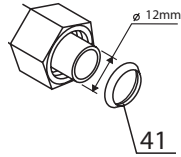
KIT HYDRAULIQUE ACCESSOIRE GAUCHE (Double effet)
 LINK KIT ZUBEHOR HYDRAULIK (Doppeltwirkend)
 KIT HIDRAULICO ACCESORIO IZQUIERDO (Doble efecto)
 L.H. ATTACHMENT HYDRAULIC KIT (Double-acting)
 KIT IDRAULICO ACCESSORIO SINISTRO (Duplex effetto)

M 26-2 S.3 / M 30-2 S.3
 M 26-4 S.3 / M 30-4 S.3
 MC 30 S.3 / M-X 30-4 S.3

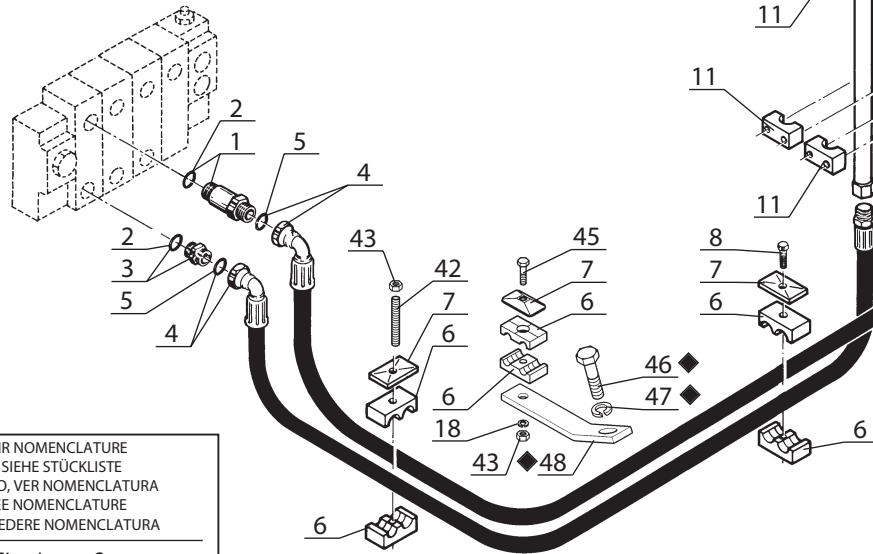
POUR FLEXIBLE ET RACCORD
 FÜR SCHLAUCH UND VERSCHRAUBUNG
 PARA FLEXIBLE Y RACOR
 FOR HOSE AND CONNECTION
 PER FLESSIBILE E RACCORDO



POUR TUBE
 FÜR ROHR - PARA TUBO
 FOR TUBE - PER TUBO



◆ SUIVANT MONTAGE
 NACH MONTAGE
 SEGUN MONTAJE
 AS MOUNTING
 SECONDO MONTAGGIO



KIT COMPLET, VOIR NOMENCLATURE
 KOMPLETTER KIT, SIEHE STÜCKLISTE
 JUEGO COMPLETO, VER NOMENCLATURA
 COMPLETE KIT, SEE NOMENCLATURE
 KIT COMPLETO, VEDERE NOMENCLATURA

Rep - Hinw - Fig - Item - Sequenza

60

■ 1er MONTAGE
 1ste MONTAGE
 1ro MONTAJE
 1st MOUNTING
 1mo MONTAGGIO

□ 2ème MONTAGE
 2te MONTAGE
 2do MONTAJE
 2nd MOUNTING
 2do MONTAGGIO

Catalogue : 647010

1

KIT HYDRAULIQUE ACCESSOIRE GAUCHE (Double effet)
 LINK KIT ZUBEHOR HYDRAULIK (Doppeltwirkend)
 KIT HIDRAULICO ACCESORIO IZQUIERDO (Doble efecto)
 L.H. ATTACHMENT HYDRAULIC KIT (Double-acting)
 KIT IDRAULICO ACCESSORIO SINISTRO (Doppio effetto)

Qté-Menge-Cant-Qty-Q.ta

10 AD

50

M

1- M 26-2 S3 E2/E3 11- MC 70 PS S3 E2/E3
 2- M 30-2 S3 E2/E3 12- M-X 30-4 S3-E3
 3- M 26-4 S3 E2/E3 13- M-X 50-4 S3-E3
 4- M 30-4 S3 E2/E3 14- M-X 70-2 S3-E3
 5- M 40-4 S3 E2/E3 15-
 6- M 50-4 S3 E2/E3 16-
 7- MC 30 S3 E2/E3 17-
 8- MC 40 PS S3 E2/E3 18-
 9- MC 50 PS S3 E2/E3 19-
 10- MC 60 PS S3 E2/E3 20-

| Rep Hinw Fig Item Rif | Numéro Teil-Nr Numero Part-Nr Part-Nr | Désignation Bezeichnung Descripcion Description Descrizione | Qté-Menge-Cant-Qty-Q.ta | | | | | | | | | | | | | | | | | | | |
|-----------------------------------|---|---|---|----|----|----|----|---|---|---|----|----|----|----|----|----|----|----|----|----|----|----|
| | | | 1 | 2 | 3 | 4 | 5 | 6 | 7 | 8 | 9 | 10 | 11 | 12 | 13 | 14 | 15 | 16 | 17 | 18 | 19 | 20 |
| 1 | 168906 | Raccord Union Prolongateur Racor Raccordo | - Verschraubung - Connection - | 1 | 1 | 1 | 1 | | | | 1 | | | | | | | 1 | | | | |
| 2 | 169373 | Joint torique Junta tórica Anello OR | - "0" ring - "0" ring - | X | X | X | X | | | | X | | | | | | | X | | | | |
| 3 | 173038 | Raccord Union Racor Raccordo | - Verschraubung - Connection - | 1 | 1 | 1 | 1 | | | | 1 | | | | | | | 1 | | | | |
| 4 | 221294 | Flexible (Lg 2400) Flexible Flessibile | - Schlauch - Hose - | 2 | 2 | 2 | 2 | | | | 2 | | | | | | | 2 | | | | |
| 5 | 190874 | Joint torique Junta tórica Anello OR | - "0" ring - "0" ring - | X | X | X | X | | | | X | | | | | | | X | | | | |
| 6 | 168758 | Demi-collier Media abrazadera Fascetta | - Halb-klemme - Half-clamp - | 8 | 8 | 8 | 8 | | | | 8 | | | | | | | 8 | | | | |
| 7 | 168494 | Plaque de protection Placa de protección Piastra di protezione | - Schutzplatte - Protection plate - | 3 | 3 | 3 | 3 | | | | 3 | | | | | | | 3 | | | | |
| 8 | 58530 | Vis H,M 8- 45-8.8-ZN8/C Tornillo Vite | - Schraube - Screw - | 1 | 1 | 1 | 1 | | | | 1 | | | | | | | 1 | | | | |
| 9 | 181676 | Tube Tubo Tubo | - Rohr - Tube - | 1 | 1 | 1 | 1 | | | | 1 | | | | | | | 1 | | | | |
| 10 | 181674 | Tube Tubo Tubo | - Rohr - Tube - | 1 | 1 | 1 | 1 | | | | 1 | | | | | | | 1 | | | | |
| 11 | 168746 | Demi-collier Media abrazadera Fascetta | - Halb-klemme - Half-clamp - | 12 | 12 | 12 | 12 | | | | 12 | | | | | | | 12 | | | | |

+

Catalogue : 647010

3

KIT HYDRAULIQUE ACCESSOIRE GAUCHE (Double effet)
 LINK KIT ZUBEHOR HYDRAULIK (Doppeltwirkend)
 KIT HIDRAULICO ACCESORIO IZQUIERDO (Doble efecto)
 L.H. ATTACHMENT HYDRAULIC KIT (Double-acting)
 KIT IDRAULICO ACCESSORIO SINISTRO (Doppio effetto)

Qté-Menge-Cant-Qty-Q.ta

10 AD

50

M

| | |
|-----------------------|-----------------------|
| 1- M 26-2 S3 E2/E3 | 11- MC 70 PS S3 E2/E3 |
| 2- M 30-2 S3 E2/E3 | 12- M-X 30-4 S3-E3 |
| 3- M 26-4 S3 E2/E3 | 13- M-X 50-4 S3-E3 |
| 4- M 30-4 S3 E2/E3 | 14- M-X 70-2 S3-E3 |
| 5- M 40-4 S3 E2/E3 | 15- |
| 6- M 50-4 S3 E2/E3 | 16- |
| 7- MC 30 S3 E2/E3 | 17- |
| 8- MC 40 PS S3 E2/E3 | 18- |
| 9- MC 50 PS S3 E2/E3 | 19- |
| 10- MC 60 PS S3 E2/E3 | 20- |

| Rep Hinw Fig Item Rif | Numéro Teil-Nr Numero Part-Nr Part-Nr | Désignation Bezeichnung Descripcion Description Descrizione | | | | | | | | | | | | | | | | | | | | |
|-----------------------------------|---|---|---|---|---|---|---|---|---|---|---|----|----|----|----|----|----|----|----|----|----|----|
| | | | 1 | 2 | 3 | 4 | 5 | 6 | 7 | 8 | 9 | 10 | 11 | 12 | 13 | 14 | 15 | 16 | 17 | 18 | 19 | 20 |
| 23 | 181725 | Support poulie Soporte polea Supporto puleggia - Riemen träger - Bracket pulley - | 1 | 1 | 1 | 1 | | | | 1 | | | | | | | | 1 | | | | |
| 24 | 63546 | Vis H,M12- 20-8.8-ZN8/C Tornillo Vite - Schraube - Screw - | 2 | 2 | 2 | 2 | | | | 2 | | | | | | | | 2 | | | | |
| 25 | 42231 | Rondelle W12 ZN Arandela Rondella - Unterlegscheibe - Washer - | 2 | 2 | 2 | 2 | | | | 2 | | | | | | | | 2 | | | | |
| 26 | 61676 | Rondelle M 12 ZN Arandela Rondella - Unterlegscheibe - Washer - | 2 | 2 | 2 | 2 | | | | 2 | | | | | | | | 2 | | | | |
| 27 | 181726 | Axe de poulie Eje de polea Perno di puleggia - Riemenachse - Pulley axle - | 1 | 1 | 1 | 1 | | | | 1 | | | | | | | | 1 | | | | |
| 28 | 9784 | Goupille "Beta" de 4 Pasador Spina - Stift - Pin - | 1 | 1 | 1 | 1 | | | | 1 | | | | | | | | 1 | | | | |
| 29 | 181991 | Flexible Flexible Flessibile - Schlauch - Hose - | 1 | 1 | 1 | 1 | | | | 1 | | | | | | | | 1 | | | | |
| 30 | 169436 | Joint torique Junta tórica Anello OR - "O" ring - "O" ring - | X | X | X | X | | | | X | | | | | | | | X | | | | |
| 31 | 169345 | Raccord rapide femelle Racor rapido hembra Raccordo femina - siehe 662272 - Quick female union - | 2 | 2 | 2 | 2 | | | | 2 | | | | | | | | 2 | | | | |
| 32 | 53310 | Bouchon Tapón Tappo - Stopfen - Plug - | 2 | 2 | 2 | 2 | | | | 2 | | | | | | | | 2 | | | | |
| 33 | 73208 | Vis CHc,M 8- 20 zinguée Tornillo Vite - Schraube - Screw - | 2 | 2 | 2 | 2 | | | | 2 | | | | | | | | 2 | | | | |

+

Catalogue : 647010

4

KIT HYDRAULIQUE ACCESSOIRE GAUCHE (Double effet)
 LINK KIT ZUBEHOR HYDRAULIK (Doppeltwirkend)
 KIT HIDRAULICO ACCESORIO IZQUIERDO (Doble efecto)
 L.H. ATTACHMENT HYDRAULIC KIT (Double-acting)
 KIT IDRAULICO ACCESSORIO SINISTRO (Doppio effetto)

Qté-Menge-Cant-Qty-Q.ta

10 AD

50

M

1- M 26-2 S3 E2/E3 11- MC 70 PS S3 E2/E3
 2- M 30-2 S3 E2/E3 12- M-X 30-4 S3-E3
 3- M 26-4 S3 E2/E3 13- M-X 50-4 S3-E3
 4- M 30-4 S3 E2/E3 14- M-X 70-2 S3-E3
 5- M 40-4 S3 E2/E3 15-
 6- M 50-4 S3 E2/E3 16-
 7- MC 30 S3 E2/E3 17-
 8- MC 40 PS S3 E2/E3 18-
 9- MC 50 PS S3 E2/E3 19-
 10- MC 60 PS S3 E2/E3 20-

| Rep Hinw Fig Item Rif | Numéro Teil-Nr Numero Part-Nr Part-Nr | Désignation Bezeichnung Descripcion Description Descrizione | 1 | 2 | 3 | 4 | 5 | 6 | 7 | 8 | 9 | 10 | 11 | 12 | 13 | 14 | 15 | 16 | 17 | 18 | 19 | 20 | |
|-----------------------------------|---|--|---|---|---|---|---|---|---|---|---|----|----|----|----|----|----|----|----|----|----|----|--|
| 34 | 53309 | Embout Tapón Ghiera - Stopfen - Plug - | 2 | 2 | 2 | 2 | | | 2 | | | | | 2 | | | | | | | | | |
| 35 | 42325 | Rondelle W 8 ZN Arandela Rondella - Unterlegscheibe - Washer - | 2 | 2 | 2 | 2 | | | 2 | | | | | 2 | | | | | | | | | |
| 36 | 58528 | Ecrou H ,M 8 ZN Tuerca Dado - Mutter - Nut - | 2 | 2 | 2 | 2 | | | 2 | | | | | 2 | | | | | | | | | |
| 37 | 165409 | Support raccord Soporte racor Supporto raccordo - Verschraubung träger - Connection bracket - | 1 | 1 | 1 | 1 | | | 1 | | | | | 1 | | | | | | | | | |
| 38 | 57446 | Vis H,M 8- 25-8.8-ZN8/C Tornillo Vite - Schraube - Screw - | 2 | 2 | 2 | 2 | | | 2 | | | | | 2 | | | | | | | | | |
| 39 | 42325 | Rondelle W 8 ZN Arandela Rondella - Unterlegscheibe - Washer - | 2 | 2 | 2 | 2 | | | 2 | | | | | 2 | | | | | | | | | |
| 40 | 58528 | Ecrou H ,M 8 ZN Tuerca Dado - Mutter - Nut - | 2 | 2 | 2 | 2 | | | 2 | | | | | 2 | | | | | | | | | |
| 41 | 169437 | Joint d'étanchéité Junta de estanqueidad Guarnizione - Dichtungsring - Seal - | X | X | X | X | | | X | | | | | X | | | | | | | | | |
| 42 | 55475 | Tige fileté M8 (Lg 90) Varilla fileteada Stelo filettato - Schraubenspindel - Screwed spindle - | 1 | 1 | 1 | 1 | | | 1 | | | | | 1 | | | | | | | | | |
| 43 | 58528 | Ecrou H ,M 8 ZN Tuerca Dado - Mutter - Nut - | 3 | 3 | 3 | 3 | | | 3 | | | | | 3 | | | | | | | | | |
| 44 | 73208 | Vis CHc,M 8- 20 zinguée Tornillo Vite - Schraube - Screw - | 1 | 1 | 1 | 1 | | | 1 | | | | | 1 | | | | | | | | | |

+

Catalogue : 647010

5

KIT HYDRAULIQUE ACCESSOIRE GAUCHE (Double effet)
 LINK KIT ZUBEHOR HYDRAULIK (Doppeltwirkend)
 KIT HIDRAULICO ACCESORIO IZQUIERDO (Doble efecto)
 L.H. ATTACHMENT HYDRAULIC KIT (Double-acting)
 KIT IDRAULICO ACCESSORIO SINISTRO (Doppio effetto)

Qté-Menge-Cant-Qty-Q.ta

10 AD

50

M

| | | | | | | | | | | |
|-----|----|------|----|-------|-------|-----|------|-------|----|-------|
| 1- | M | 26-2 | S3 | E2/E3 | 11- | MC | 70 | PS | S3 | E2/E3 |
| 2- | M | 30-2 | S3 | E2/E3 | 12- | M-X | 30-4 | S3-E3 | | |
| 3- | M | 26-4 | S3 | E2/E3 | 13- | M-X | 50-4 | S3-E3 | | |
| 4- | M | 30-4 | S3 | E2/E3 | 14- | M-X | 70-2 | S3-E3 | | |
| 5- | M | 40-4 | S3 | E2/E3 | 15- | | | | | |
| 6- | M | 50-4 | S3 | E2/E3 | 16- | | | | | |
| 7- | MC | 30 | S3 | E2/E3 | 17- | | | | | |
| 8- | MC | 40 | PS | S3 | E2/E3 | 18- | | | | |
| 9- | MC | 50 | PS | S3 | E2/E3 | 19- | | | | |
| 10- | MC | 60 | PS | S3 | E2/E3 | 20- | | | | |

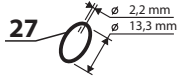
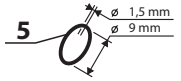
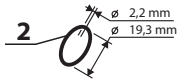
| Rep Hinw Fig Item Rif | Numéro Teil-Nr Numero Part-Nr Part-Nr | Désignation Bezeichnung Descripcion Description Descrizione | 1 | 2 | 3 | 4 | 5 | 6 | 7 | 8 | 9 | 10 | 11 | 12 | 13 | 14 | 15 | 16 | 17 | 18 | 19 | 20 | |
|-----------------------------------|---|---|---|---|---|---|---|---|---|---|---|----|----|----|----|----|----|----|----|----|----|----|--|
| 45 | 58533 | Vis H,M 8- 60-8.8-ZN8/C Tornillo Vite - Schraube - Screw - | 1 | 1 | 1 | 1 | | | 1 | | | | | 1 | | | | | | | | | |
| 46 | 60482 | Vis H,M16- 30-8.8-ZN8/C Tornillo Vite - Schraube - Screw - | 1 | 1 | 1 | 1 | | | 1 | | | | | 1 | | | | | | | | | |
| 47 | 42322 | Rondelle W16 ZN Arandela Rondella - Unterlegscheibe - Washer - | 1 | 1 | 1 | 1 | | | 1 | | | | | 1 | | | | | | | | | |
| 48 | 219813 | Support Soporte Supporto - Träger - Bracket - | 1 | 1 | 1 | 1 | | | 1 | | | | | 1 | | | | | | | | | |
| 60 | 570345 | Kit hydraulique accessoire complet (mât triple 4,50 m) Kompletter kit zübehor hydraulik (dreifach hubmast 4,50 m) Kit hidraulico accesorio completo (mástil triple 4,50 m) Complete attachment hydraulic kit (triple mast 4,50 m) Kit idraulico accessorio completo (rampa triplo 4,50 m) | 1 | 1 | 1 | 1 | | | 1 | | | | | 1 | | | | | | | | | |
| 61 | 243594 | Flexible Flexible Flessibile - Schlauch - Hose - | 1 | 1 | 1 | 1 | | | 1 | | | | | 1 | | | | | | | | | |
| 62 | 192037 | Raccord rapide femelle Racor rapido hembra Raccordo rapido femmina - Verschraubung weibl. - Quick female union - | 2 | 2 | 2 | 2 | | | 2 | | | | | 2 | | | | | | | | | |
| 63 | 241199 | Raccord Racor Raccordo - Verschraubung - Connection - | 2 | 2 | 2 | 2 | | | 2 | | | | | 2 | | | | | | | | | |
| 64 | 192039 | Bouchon Tapón Tappo - Stopfen - Plug - | 2 | 2 | 2 | 2 | | | 2 | | | | | 2 | | | | | | | | | |

10 AD 89

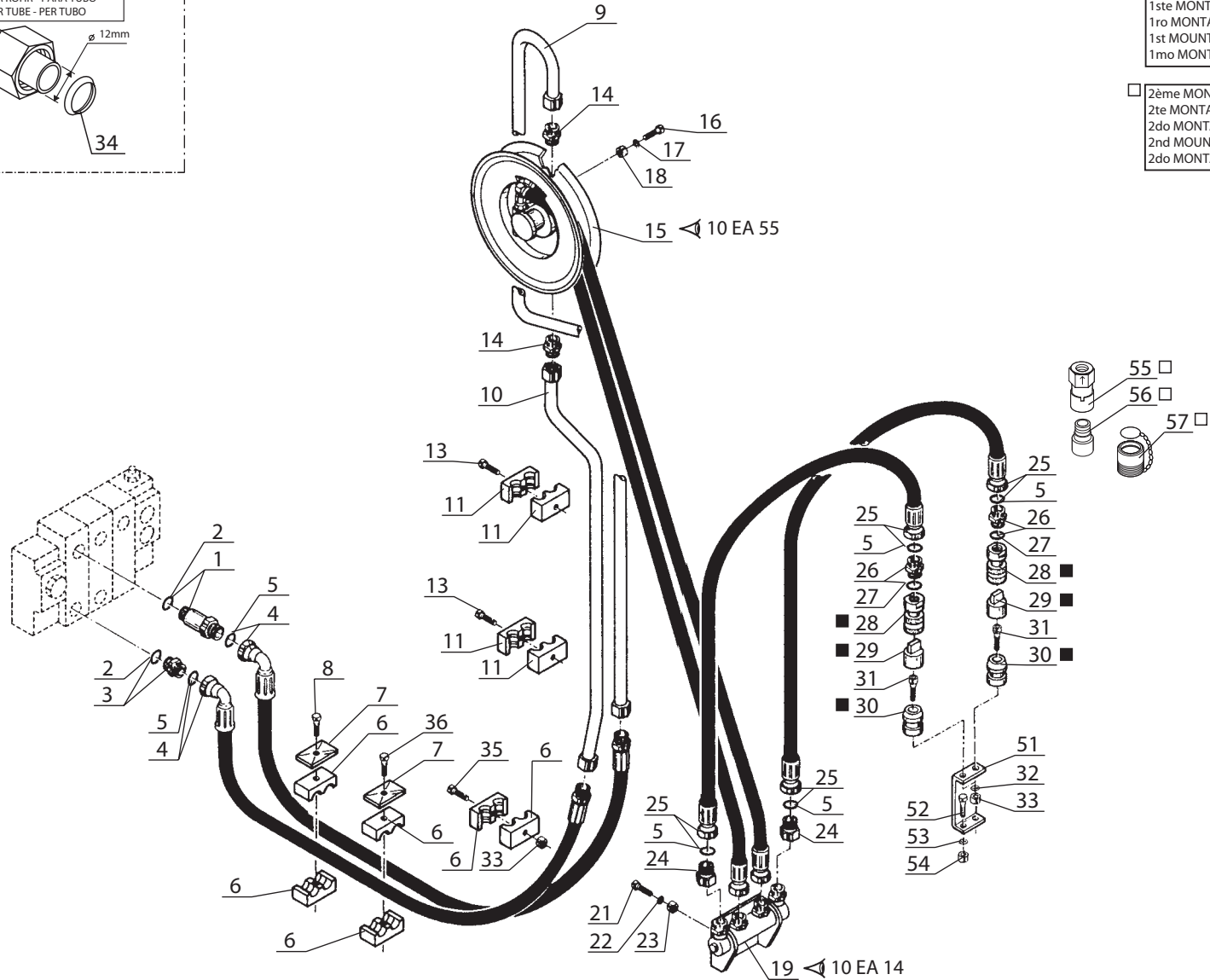
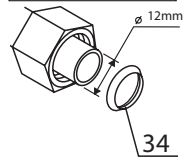
KIT HYDRAULIQUE ACCESSOIRE DROIT (Avec enrouleur)
 RECHT KIT ZUBEHOR HYDRAULIK (Mit spulerin)
 KIT HIDRAULICO ACCESSORIO DERECHO (Con enrollor)
 R.H. ATTACHMENT HYDRAULIC KIT (With hose reel)
 KIT IDRAULICO ACCESSORIO DESTRO (Con arrottolatore)

M 26-2 S.3 / M 30-2 S.3
 M 26-4 S.3 / M 30-4 S.3
 MC 30 S.3 / M-X 30-4 S.3

POUR FLEXIBLE ET RACCORD
 FÜR SCHLAUCH UND VERSCHRAUBUNG
 PARA FLEXIBLE Y RACOR
 FOR HOSE AND CONNECTION
 PER FLESSIBILE E RACCORDO



POUR TUBE
 FÜR ROHR - PARA TUBO
 FOR TUBE - PER TUBO



■ 1er MONTAGE
 1ste MONTAGE
 1ro MONTAJE
 1st MOUNTING
 1mo MONTAGGIO

□ 2ème MONTAGE
 2te MONTAGE
 2do MONTAJE
 2nd MOUNTING
 2do MONTAGGIO

KIT COMPLET, VOIR NOMENCLATURE
 KOMPLETTER KIT, SIEHE STÜCKLISTE
 JUEGO COMPLETO, VER NOMENCLATURA
 COMPLETE KIT, SEE NOMENCLATURE
 KIT COMPLETO, VEDERE NOMENCLATURA

Rep - Hinw - Fig - Item - Sequenza

50

Catalogue : 647010

1

KIT HYDRAULIQUE ACCESSOIRE DROIT (Avec enrouleur)
 RECHT KIT ZUBEHOR HYDRAULIK (Mit spulerin)
 KIT HIDRAULICO ACCESORIO DERECHO (Con enrollador)
 R.H. ATTACHMENT HYDRAULIC KIT (With hose reel)
 KIT IDRAULICO ACCESSORIO DESTRO (Con arrottolatore)

Qté-Menge-Cant-Qty-Q.ta

10 AD

89

M

- | | |
|-----------------------|-----------------------|
| 1- M 26-2 S3 E2/E3 | 11- MC 70 PS S3 E2/E3 |
| 2- M 30-2 S3 E2/E3 | 12- M-X 30-4 S3-E3 |
| 3- M 26-4 S3 E2/E3 | 13- M-X 50-4 S3-E3 |
| 4- M 30-4 S3 E2/E3 | 14- M-X 70-2 S3-E3 |
| 5- M 40-4 S3 E2/E3 | 15- |
| 6- M 50-4 S3 E2/E3 | 16- |
| 7- MC 30 S3 E2/E3 | 17- |
| 8- MC 40 PS S3 E2/E3 | 18- |
| 9- MC 50 PS S3 E2/E3 | 19- |
| 10- MC 60 PS S3 E2/E3 | 20- |

| Rep Hinw Fig Item Rif | Numéro Teil-Nr Numero Part-Nr Part-Nr | Désignation Bezeichnung Descripcion Description Descrizione | | | | | | | | | | | | | | | | | | | | |
|-----------------------------------|---|---|---|---|---|---|---|---|---|---|---|----|----|----|----|----|----|----|----|----|----|----|
| | | | 1 | 2 | 3 | 4 | 5 | 6 | 7 | 8 | 9 | 10 | 11 | 12 | 13 | 14 | 15 | 16 | 17 | 18 | 19 | 20 |
| 1 | 168906 | Raccord Union Prolongateur Racor Raccordo | - Verschraubung - Connection - | 1 | 1 | 1 | 1 | | | | 1 | | | | | | | 1 | | | | |
| 2 | 169373 | Joint torique Junta tórica Anello OR | - "0" ring - "0" ring - | X | X | X | X | | | | X | | | | | | | X | | | | |
| 3 | 173038 | Raccord Union Racor Raccordo | - Verschraubung - Connection - | 1 | 1 | 1 | 1 | | | | 1 | | | | | | | 1 | | | | |
| 4 | 221293 | Flexible (Lg 2100) Flexible Flessibile | - Schlauch - Hose - | 2 | 2 | 2 | 2 | | | | 2 | | | | | | | 2 | | | | |
| 5 | 190874 | Joint torique Junta tórica Anello OR | - "0" ring - "0" ring - | X | X | X | X | | | | X | | | | | | | X | | | | |
| 6 | 217217 | Demi-collier Media abrazadera Fascetta | - Halb-klemme - Half-clamp - | 6 | 6 | 6 | 6 | | | | 6 | | | | | | | 6 | | | | |
| 7 | 168494 | Plaque de protection Placa de protección Piastra di protezione | - Schutzplatte - Protection plate - | 2 | 2 | 2 | 2 | | | | 2 | | | | | | | 2 | | | | |
| 8 | 6224 | Vis H,M 8- 40-8.8-ZN8/C Tornillo Vite | - Schraube - Screw - | 1 | 1 | 1 | 1 | | | | 1 | | | | | | | 1 | | | | |
| 9 | 176361 | Tube Tubo Tubo | - Rohr - Tube - | 1 | 1 | 1 | 1 | | | | 1 | | | | | | | 1 | | | | |
| 10 | 176359 | Tube Tubo Tubo | - Rohr - Tube - | 1 | 1 | 1 | 1 | | | | 1 | | | | | | | 1 | | | | |
| 11 | 168844 | Demi-collier Media abrazadera Fascetta | - Halb-klemme - Half-clamp - | 8 | 8 | 8 | 8 | | | | 8 | | | | | | | 8 | | | | |

+

Catalogue : 647010

2

KIT HYDRAULIQUE ACCESSOIRE DROIT (Avec enrouleur)
 RECHT KIT ZUBEHOR HYDRAULIK (Mit spulerin)
 KIT HIDRAULICO ACCESORIO DERECHO (Con enrollador)
 R.H. ATTACHMENT HYDRAULIC KIT (With hose reel)
 KIT IDRAULICO ACCESSORIO DESTRO (Con arrottolatore)

Qté-Menge-Cant-Qty-Q.ta

10 AD

89

M

| | |
|-----------------------|-----------------------|
| 1- M 26-2 S3 E2/E3 | 11- MC 70 PS S3 E2/E3 |
| 2- M 30-2 S3 E2/E3 | 12- M-X 30-4 S3-E3 |
| 3- M 26-4 S3 E2/E3 | 13- M-X 50-4 S3-E3 |
| 4- M 30-4 S3 E2/E3 | 14- M-X 70-2 S3-E3 |
| 5- M 40-4 S3 E2/E3 | 15- |
| 6- M 50-4 S3 E2/E3 | 16- |
| 7- MC 30 S3 E2/E3 | 17- |
| 8- MC 40 PS S3 E2/E3 | 18- |
| 9- MC 50 PS S3 E2/E3 | 19- |
| 10- MC 60 PS S3 E2/E3 | 20- |

| Rep Hinw Fig Item Rif | Numéro Teil-Nr Numero Part-Nr Part-Nr | Désignation Bezeichnung Descripcion Description Descrizione | | | | | | | | | | | | | | | | | | | | |
|-----------------------------------|---|---|---|---|---|---|---|---|---|---|---|----|----|----|----|----|----|----|----|----|----|----|
| | | | 1 | 2 | 3 | 4 | 5 | 6 | 7 | 8 | 9 | 10 | 11 | 12 | 13 | 14 | 15 | 16 | 17 | 18 | 19 | 20 |
| 13 | 7242 | Vis CHc,M 6- 20 zinguée Tornillo Vite | - Schraube - Screw - | 8 | 8 | 8 | 8 | | | | | | | | | | | | | | | |
| 14 | 170385 | Raccord Union Racor Raccordo | - Verschraubung - Connection - | 2 | 2 | 2 | 2 | | | | | | | | | | | | | | | |
| 15 | 160712 | Enrouleur complet droit Enrollador derecho completo Arrottolatore completo destro | - Kompletter recht spulerin - Complete R.H. hose reel - | 1 | 1 | 1 | 1 | | | | | | | | | | | | | | | |
| 16 | 58535 | Vis H,M10- 40-8.8-ZN8/C Tornillo Vite | - Schraube - Screw - | 4 | 4 | 4 | 4 | | | | | | | | | | | | | | | |
| 17 | 42232 | Rondelle W10 ZN Arandela Rondella | - Unterlegscheibe - Washer - | 4 | 4 | 4 | 4 | | | | | | | | | | | | | | | |
| 18 | 56354 | Ecrou H ,M10 zingué Tuerca Dado | - Mutter - Nut - | 4 | 4 | 4 | 4 | | | | | | | | | | | | | | | |
| 19 | 160714 | Distributeur complet Kompletter kommandosteuerventil Distribuidor completo Distributore completo | - Complete valve bank - | 1 | 1 | 1 | 1 | | | | | | | | | | | | | | | |
| 21 | 5804 | Vis H,M10- 25-8.8-ZN8/C Tornillo Vite | - Schraube - Screw - | 1 | 1 | 1 | 1 | | | | | | | | | | | | | | | |
| 22 | 42232 | Rondelle W10 ZN Arandela Rondella | - Unterlegscheibe - Washer - | 1 | 1 | 1 | 1 | | | | | | | | | | | | | | | |
| 23 | 56354 | Ecrou H ,M10 zingué Tuerca Dado | - Mutter - Nut - | 1 | 1 | 1 | 1 | | | | | | | | | | | | | | | |
| 24 | 176363 | Raccord Union Racor Raccordo | - Verschraubung - Connection - | 2 | 2 | 2 | 2 | | | | | | | | | | | | | | | |

+

Catalogue : 647010

3

KIT HYDRAULIQUE ACCESSOIRE DROIT (Avec enrouleur)
 RECHT KIT ZUBEHOR HYDRAULIK (Mit spulerin)
 KIT HIDRAULICO ACCESORIO DERECHO (Con enrollador)
 R.H. ATTACHMENT HYDRAULIC KIT (With hose reel)
 KIT IDRAULICO ACCESSORIO DESTRO (Con arrottolatore)

Qté-Menge-Cant-Qty-Q.ta

10 AD

89

M

| | | | | | | | | | | |
|-----|----|------|----|-------|-------|-----|------|-------|----|-------|
| 1- | M | 26-2 | S3 | E2/E3 | 11- | MC | 70 | PS | S3 | E2/E3 |
| 2- | M | 30-2 | S3 | E2/E3 | 12- | M-X | 30-4 | S3-E3 | | |
| 3- | M | 26-4 | S3 | E2/E3 | 13- | M-X | 50-4 | S3-E3 | | |
| 4- | M | 30-4 | S3 | E2/E3 | 14- | M-X | 70-2 | S3-E3 | | |
| 5- | M | 40-4 | S3 | E2/E3 | 15- | | | | | |
| 6- | M | 50-4 | S3 | E2/E3 | 16- | | | | | |
| 7- | MC | 30 | S3 | E2/E3 | 17- | | | | | |
| 8- | MC | 40 | PS | S3 | E2/E3 | 18- | | | | |
| 9- | MC | 50 | PS | S3 | E2/E3 | 19- | | | | |
| 10- | MC | 60 | PS | S3 | E2/E3 | 20- | | | | |

| Rep Hinw Fig Item Rif | Número Teil-Nr Numero Part-Nr Part-Nr | Désignation Bezeichnung Descripcion Description Descrizione | 1 | 2 | 3 | 4 | 5 | 6 | 7 | 8 | 9 | 10 | 11 | 12 | 13 | 14 | 15 | 16 | 17 | 18 | 19 | 20 |
|-----------------------------------|---|---|---|--------------------------------------|---|---|---|---|---|---|---|----|----|----|----|----|----|----|----|----|----|----|
| 25 | 171739 | Flexible (Lg 600) Flexible Flessibile | - | Schlauch - Hose | | | | | | | | | | | | | | | | | | |
| 26 | 167927 | Raccord Union Racor Raccordo | - | Verschraubung - Connection | | | | | | | | | | | | | | | | | | |
| 27 | 169436 | Joint torique Junta tórica Anello OR | - | "0" ring - "0" ring | | | | | | | | | | | | | | | | | | |
| 28 | 169345 | Raccord rapide femelle Racor rapido hembra Raccordo femina | - | siehe 662272 - Quick female union | | | | | | | | | | | | | | | | | | |
| 29 | 53310 | Bouchon Tapón Tappo | - | Stopfen - Plug | | | | | | | | | | | | | | | | | | |
| 30 | 53309 | Embout Tapón Ghiera | - | Stopfen - Plug | | | | | | | | | | | | | | | | | | |
| 31 | 73208 | Vis CHc,M 8- 20 zinguée Tornillo Vite | - | Schraube - Screw | | | | | | | | | | | | | | | | | | |
| 32 | 42325 | Rondelle W 8 ZN Arandela Rondella | - | Unterlegscheibe - Washer | | | | | | | | | | | | | | | | | | |
| 33 | 58528 | Ecrou H ,M 8 ZN Tuerca Dado | - | Mutter - Nut | | | | | | | | | | | | | | | | | | |
| 34 | 169437 | Joint d'étanchéité Junta de estanqueidad Guarnizione | - | Dichtungsring - Seal | | | | | | | | | | | | | | | | | | |
| 35 | 73208 | Vis CHc,M 8- 20 zinguée Tornillo Vite | - | Schraube - Screw | | | | | | | | | | | | | | | | | | |

+

Catalogue : 647010

4

KIT HYDRAULIQUE ACCESSOIRE DROIT (Avec enrouleur)
 RECHT KIT ZUBEHOR HYDRAULIK (Mit spulerin)
 KIT HIDRAULICO ACCESORIO DERECHO (Con enrollador)
 R.H. ATTACHMENT HYDRAULIC KIT (With hose reel)
 KIT IDRAULICO ACCESSORIO DESTRO (Con arrottolatore)

Qté-Menge-Cant-Qty-Q.ta

10 AD

89

M

| | |
|-----------------------|-----------------------|
| 1- M 26-2 S3 E2/E3 | 11- MC 70 PS S3 E2/E3 |
| 2- M 30-2 S3 E2/E3 | 12- M-X 30-4 S3-E3 |
| 3- M 26-4 S3 E2/E3 | 13- M-X 50-4 S3-E3 |
| 4- M 30-4 S3 E2/E3 | 14- M-X 70-2 S3-E3 |
| 5- M 40-4 S3 E2/E3 | 15- |
| 6- M 50-4 S3 E2/E3 | 16- |
| 7- MC 30 S3 E2/E3 | 17- |
| 8- MC 40 PS S3 E2/E3 | 18- |
| 9- MC 50 PS S3 E2/E3 | 19- |
| 10- MC 60 PS S3 E2/E3 | 20- |

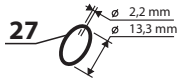
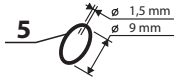
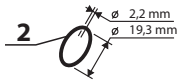
| Rep Hinw Fig Item Rif | Numéro Teil-Nr Numero Part-Nr Part-Nr | Désignation Bezeichnung Descripcion Description Descrizione | Qté-Menge-Cant-Qty-Q.ta | | | | | | | | | | | | | | | | | | | |
|-----------------------------------|---|---|---|---|---|---|---|---|---|---|---|----|----|----|----|----|----|----|----|----|----|----|
| | | | 1 | 2 | 3 | 4 | 5 | 6 | 7 | 8 | 9 | 10 | 11 | 12 | 13 | 14 | 15 | 16 | 17 | 18 | 19 | 20 |
| 36 | 58530 | Vis H,M 8- 45-8.8-ZN8/C Tornillo Vite | - Schraube - Screw - | 1 | 1 | 1 | 1 | | | | 1 | | | | | | | 1 | | | | |
| 50 | 571024 | Kit hydraulique accessoire complet (mât 4,50 m) Kompletter kit zübehor hydraulik (hubmast 4,50 m) Kit hidraulico accesorio completo (mástil 4,50 m) Complete attachment hydraulic kit (mast 4,50 m) Kit idraulico accesorio completo (rampa 4,50 m) | | 1 | 1 | 1 | 1 | | | | 1 | | | | | | | 1 | | | | |
| 51 | 178735 | Support point fixe Soporte Supporto | - Träger - Bracket - | 1 | 1 | 1 | 1 | | | | 1 | | | | | | | 1 | | | | |
| 52 | 73208 | Vis CHc,M 8- 20 zinguée Tornillo Vite | - Schraube - Screw - | 2 | 2 | 2 | 2 | | | | 2 | | | | | | | 2 | | | | |
| 53 | 42325 | Rondelle W 8 ZN Arandela Rondella | - Unterlegscheibe - Washer - | 2 | 2 | 2 | 2 | | | | 2 | | | | | | | 2 | | | | |
| 54 | 58528 | Ecrou H ,M 8 ZN Tuerca Dado | - Mutter - Nut - | 2 | 2 | 2 | 2 | | | | 2 | | | | | | | 2 | | | | |
| 55 | 192037 | Raccord rapide femelle Racor rapido hembra Raccordo rapido femmina | - Verschraubung weibl. - Quick female union - | 2 | 2 | 2 | 2 | | | | 2 | | | | | | | 2 | | | | |
| 56 | 241199 | Raccord Racor Raccordo | - Verschraubung - Connection - | 2 | 2 | 2 | 2 | | | | 2 | | | | | | | 2 | | | | |
| 57 | 192039 | Bouchon Tapón Tappo | - Stopfen - Plug - | 2 | 2 | 2 | 2 | | | | 2 | | | | | | | 2 | | | | |

10 AD 90

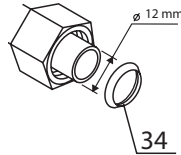
KIT HYDRAULIQUE ACCESSOIRE GAUCHE (Avec enrouleur)
 LINK KIT ZUBEHÖR HYDRAULIK (Mit spulerin)
 KIT HIDRAULICO ACCESORIO IZQUIERDO (Con enrollor)
 L.H. ATTACHMENT HYDRAULIC KIT (With hose reel)
 KIT IDRAULICO ACCESSORIO SINISTRO (Con arrottolatore)

M 26-2 S.3 / M 30-2 S.3
M 26-4 S.3 / M 30-4 S.3
MC 30 S.3 / M-X 30-4 S.3

POUR FLEXIBLE ET RACCORD
 FÜR SCHLAUCH UND VERSCHRAUBUNG
 PARA FLEXIBLE Y RACOR
 FOR HOSE AND CONNECTION
 PER FLESSIBILE E RACCORDO



POUR TUBE
 FÜR ROHR - PARA TUBO
 FOR TUBE - PER TUBO

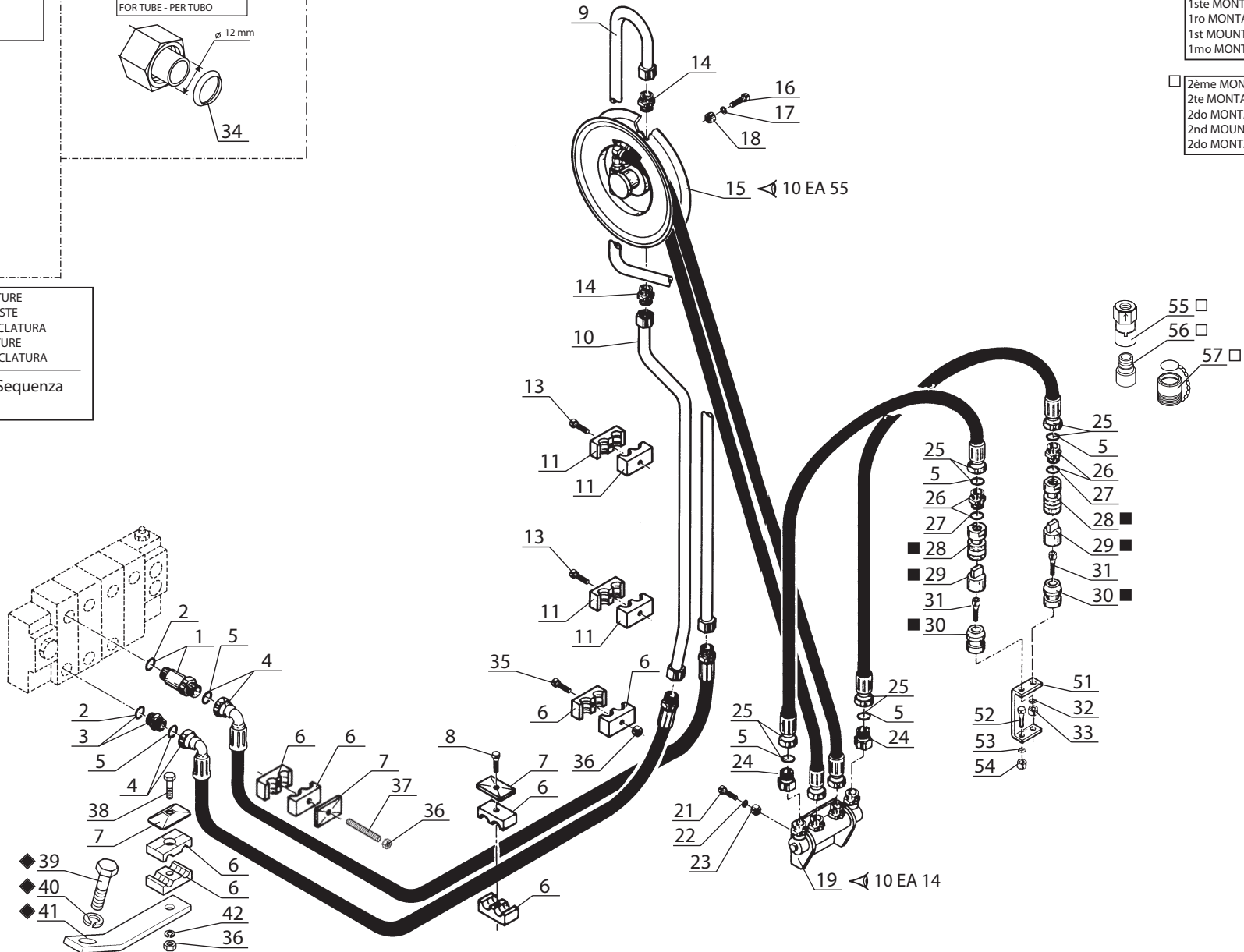


KIT COMPLET, VOIR NOMENCLATURE
 KOMPLETTER KIT, SIEHE STÜCKLISTE
 JUEGO COMPLETO, VER NOMENCLATURA
 COMPLETE KIT, SEE NOMENCLATURE
 KIT COMPLETO, VEDERE NOMENCLATURA

Rep - Hinw - Fig - Item - Sequenza
50

■ 1er MONTAGE
 1ro MONTAJE
 1st MOUNTING
 1mo MONTAGGIO

□ 2ème MONTAGE
 2te MONTAJE
 2nd MOUNTING
 2do MONTAGGIO



◆ SUIVANT MONTAGE
 NACH MONTAGE
 SEGUN MONTAJE
 AS MOUNTING
 SECONDO MONTAGGIO

Catalogue : 647010

1

KIT HYDRAULIQUE ACCESSOIRE GAUCHE (Avec enrouleur)
 LINK KIT ZUBEHOR HYDRAULIK (Mit spulerin)
 KIT HIDRAULICO ACCESORIO IZQUIERDO (Con enrollador)
 L.H. ATTACHMENT HYDRAULIC KIT (With hose reel)
 KIT IDRAULICO ACCESSORIO SINISTRO (Con arrottolatore)

Qté-Menge-Cant-Qty-Q.ta

10 AD

90

M

| | |
|-----------------------|-----------------------|
| 1- M 26-2 S3 E2/E3 | 11- MC 70 PS S3 E2/E3 |
| 2- M 30-2 S3 E2/E3 | 12- M-X 30-4 S3-E3 |
| 3- M 26-4 S3 E2/E3 | 13- M-X 50-4 S3-E3 |
| 4- M 30-4 S3 E2/E3 | 14- M-X 70-2 S3-E3 |
| 5- M 40-4 S3 E2/E3 | 15- |
| 6- M 50-4 S3 E2/E3 | 16- |
| 7- MC 30 S3 E2/E3 | 17- |
| 8- MC 40 PS S3 E2/E3 | 18- |
| 9- MC 50 PS S3 E2/E3 | 19- |
| 10- MC 60 PS S3 E2/E3 | 20- |

| Rep Hinw Fig Item Rif | Numéro Teil-Nr Numero Part-Nr Part-Nr | Désignation Bezeichnung Descripcion Description Descrizione | Qté-Menge-Cant-Qty-Q.ta | | | | | | | | | | | | | | | | | | | |
|-----------------------------------|---|---|---|---|---|---|---|---|---|---|---|----|----|----|----|----|----|----|----|----|----|----|
| | | | 1 | 2 | 3 | 4 | 5 | 6 | 7 | 8 | 9 | 10 | 11 | 12 | 13 | 14 | 15 | 16 | 17 | 18 | 19 | 20 |
| 1 | 168906 | Raccord Union Prolongateur Racor Raccordo | - Verschraubung - Connection - | 1 | 1 | 1 | 1 | | | | 1 | | | | | | | 1 | | | | |
| 2 | 169373 | Joint torique Junta tórica Anello OR | - "0" ring - "0" ring - | X | X | X | X | | | | X | | | | | | | X | | | | |
| 3 | 173038 | Raccord Union Racor Raccordo | - Verschraubung - Connection - | 1 | 1 | 1 | 1 | | | | 1 | | | | | | | 1 | | | | |
| 4 | 221294 | Flexible (Lg 2400) Flexible Flessibile | - Schlauch - Hose - | 2 | 2 | 2 | 2 | | | | 2 | | | | | | | 2 | | | | |
| 5 | 190874 | Joint torique Junta tórica Anello OR | - "0" ring - "0" ring - | X | X | X | X | | | | X | | | | | | | X | | | | |
| 6 | 217217 | Demi-collier Media abrazadera Fascetta | - Halb-klemme - Half-clamp - | 8 | 8 | 8 | 8 | | | | 8 | | | | | | | 8 | | | | |
| 7 | 168494 | Plaque de protection Placa de protección Piastra di protezione | - Schutzplatte - Protection plate - | 3 | 3 | 3 | 3 | | | | 3 | | | | | | | 3 | | | | |
| 8 | 58530 | Vis H,M 8- 45-8.8-ZN8/C Tornillo Vite | - Schraube - Screw - | 1 | 1 | 1 | 1 | | | | 1 | | | | | | | 1 | | | | |
| 9 | 176446 | Tube Tubo Tubo | - Rohr - Tube - | 1 | 1 | 1 | 1 | | | | 1 | | | | | | | 1 | | | | |
| 10 | 176444 | Tube Tubo Tubo | - Rohr - Tube - | 1 | 1 | 1 | 1 | | | | 1 | | | | | | | 1 | | | | |
| 11 | 168844 | Demi-collier Media abrazadera Fascetta | - Halb-klemme - Half-clamp - | 8 | 8 | 8 | 8 | | | | 8 | | | | | | | 8 | | | | |

+

Catalogue : 647010

2

KIT HYDRAULIQUE ACCESSOIRE GAUCHE (Avec enrouleur)
 LINK KIT ZUBEHOR HYDRAULIK (Mit spulerin)
 KIT HIDRAULICO ACCESORIO IZQUIERDO (Con enrollador)
 L.H. ATTACHMENT HYDRAULIC KIT (With hose reel)
 KIT IDRAULICO ACCESSORIO SINISTRO (Con arrottolatore)

Qté-Menge-Cant-Qty-Q.ta

10 AD

90

M

| | | | | | | | | | | |
|-----|----|------|----|-------|-------|-----|------|-------|----|-------|
| 1- | M | 26-2 | S3 | E2/E3 | 11- | MC | 70 | PS | S3 | E2/E3 |
| 2- | M | 30-2 | S3 | E2/E3 | 12- | M-X | 30-4 | S3-E3 | | |
| 3- | M | 26-4 | S3 | E2/E3 | 13- | M-X | 50-4 | S3-E3 | | |
| 4- | M | 30-4 | S3 | E2/E3 | 14- | M-X | 70-2 | S3-E3 | | |
| 5- | M | 40-4 | S3 | E2/E3 | 15- | | | | | |
| 6- | M | 50-4 | S3 | E2/E3 | 16- | | | | | |
| 7- | MC | 30 | S3 | E2/E3 | 17- | | | | | |
| 8- | MC | 40 | PS | S3 | E2/E3 | 18- | | | | |
| 9- | MC | 50 | PS | S3 | E2/E3 | 19- | | | | |
| 10- | MC | 60 | PS | S3 | E2/E3 | 20- | | | | |

| Rep Hinw Fig Item Rif | Número Teil-Nr Numero Part-Nr Part-Nr | Désignation Bezeichnung Descripcion Description Descrizione | 1 | 2 | 3 | 4 | 5 | 6 | 7 | 8 | 9 | 10 | 11 | 12 | 13 | 14 | 15 | 16 | 17 | 18 | 19 | 20 | |
|-----------------------------------|---|---|---|---|---|---|---|---|---|---|---|----|----|----|----|----|----|----|----|----|----|----|--|
| 13 | 7242 | Vis CHc,M 6- 20 zinguée Tornillo Vite - Schraube - Screw - | 8 | 8 | 8 | 8 | | | 8 | | | | | 8 | | | | | | | | | |
| 14 | 170385 | Raccord Union Racor Raccordo - Verschraubung - Connection - | 2 | 2 | 2 | 2 | | | 2 | | | | | 2 | | | | | | | | | |
| 15 | 160713 | Enrouleur complet Enrollador completo Arrottolatore completo - Kompletter spulerin - Complete hose reel - | 1 | 1 | 1 | 1 | | | 1 | | | | | 1 | | | | | | | | | |
| 16 | 58535 | Vis H,M10- 40-8.8-ZN8/C Tornillo Vite - Schraube - Screw - | 4 | 4 | 4 | 4 | | | 4 | | | | | 4 | | | | | | | | | |
| 17 | 42232 | Rondelle W10 ZN Arandela Rondella - Unterlegscheibe - Washer - | 4 | 4 | 4 | 4 | | | 4 | | | | | 4 | | | | | | | | | |
| 18 | 56354 | Ecrou H ,M10 zingué Tuerca Dado - Mutter - Nut - | 4 | 4 | 4 | 4 | | | 4 | | | | | 4 | | | | | | | | | |
| 19 | 160714 | Distributeur complet Kompletter kommandosteuerventil Distribuidor completo Distributore completo - Complete valve bank - | 1 | 1 | 1 | 1 | | | 1 | | | | | 1 | | | | | | | | | |
| 21 | 5804 | Vis H,M10- 25-8.8-ZN8/C Tornillo Vite - Schraube - Screw - | 1 | 1 | 1 | 1 | | | 1 | | | | | 1 | | | | | | | | | |
| 22 | 42232 | Rondelle W10 ZN Arandela Rondella - Unterlegscheibe - Washer - | 1 | 1 | 1 | 1 | | | 1 | | | | | 1 | | | | | | | | | |
| 23 | 56354 | Ecrou H ,M10 zingué Tuerca Dado - Mutter - Nut - | 1 | 1 | 1 | 1 | | | 1 | | | | | 1 | | | | | | | | | |
| 24 | 176363 | Raccord Union Racor Raccordo - Verschraubung - Connection - | 2 | 2 | 2 | 2 | | | 2 | | | | | 2 | | | | | | | | | |

+

Catalogue : 647010

4

KIT HYDRAULIQUE ACCESSOIRE GAUCHE (Avec enrouleur)
 LINK KIT ZUBEHOR HYDRAULIK (Mit spulerin)
 KIT HIDRAULICO ACCESORIO IZQUIERDO (Con enrollador)
 L.H. ATTACHMENT HYDRAULIC KIT (With hose reel)
 KIT IDRAULICO ACCESSORIO SINISTRO (Con arrotollatore)

Qté-Menge-Cant-Qty-Q.ta

10 AD

90

M

| | |
|-----------------------|-----------------------|
| 1- M 26-2 S3 E2/E3 | 11- MC 70 PS S3 E2/E3 |
| 2- M 30-2 S3 E2/E3 | 12- M-X 30-4 S3-E3 |
| 3- M 26-4 S3 E2/E3 | 13- M-X 50-4 S3-E3 |
| 4- M 30-4 S3 E2/E3 | 14- M-X 70-2 S3-E3 |
| 5- M 40-4 S3 E2/E3 | 15- |
| 6- M 50-4 S3 E2/E3 | 16- |
| 7- MC 30 S3 E2/E3 | 17- |
| 8- MC 40 PS S3 E2/E3 | 18- |
| 9- MC 50 PS S3 E2/E3 | 19- |
| 10- MC 60 PS S3 E2/E3 | 20- |

| Rep Hinw Fig Item Rif | Numéro Teil-Nr Numero Part-Nr Part-Nr | Désignation Bezeichnung Descripcion Description Descrizione | Qté-Menge-Cant-Qty-Q.ta | | | | | | | | | | | | | | | | | | | |
|-----------------------------------|---|---|-------------------------|---|---|---|---|---|---|---|---|----|----|----|----|----|----|----|----|----|----|----|
| | | | 1 | 2 | 3 | 4 | 5 | 6 | 7 | 8 | 9 | 10 | 11 | 12 | 13 | 14 | 15 | 16 | 17 | 18 | 19 | 20 |
| 36 | 58528 | Ecrou H ,M 8 ZN Tuerca Dado - Mutter - Nut - | 3 | 3 | 3 | 3 | | | | | 3 | | | | | | | 3 | | | | |
| 37 | 55475 | Tige filetée M8 (Lg 90) Varilla fileteada Stelo filettato - Schraubenspindel - Screwed spindle - | 1 | 1 | 1 | 1 | | | | | 1 | | | | | | | 1 | | | | |
| 38 | 58533 | Vis H,M 8- 60-8.8-ZN8/C Tornillo Vite - Schraube - Screw - | 1 | 1 | 1 | 1 | | | | | 1 | | | | | | | 1 | | | | |
| 39 | 60482 | Vis H,M16- 30-8.8-ZN8/C Tornillo Vite - Schraube - Screw - | 1 | 1 | 1 | 1 | | | | | 1 | | | | | | | 1 | | | | |
| 40 | 42322 | Rondelle W16 ZN Arandela Rondella - Unterlegscheibe - Washer - | 1 | 1 | 1 | 1 | | | | | 1 | | | | | | | 1 | | | | |
| 41 | 219813 | Support Soporte Supporto - Träger - Bracket - | 1 | 1 | 1 | 1 | | | | | 1 | | | | | | | 1 | | | | |
| 42 | 42325 | Rondelle W 8 ZN Arandela Rondella - Unterlegscheibe - Washer - | 1 | 1 | 1 | 1 | | | | | 1 | | | | | | | 1 | | | | |
| 50 | 571025 | Kit hydraulique accessoire complet (mât 4,50 m) Kompletter kit zübehor hydraulik (hubmast 4,50 m) Kit hidraulico accesorio completo (mástil 4,50 m) Complete attachment hydraulic kit (mast 4,50 m) Kit idraulico accesorio completo (rampa 4,50 m) | 1 | 1 | 1 | 1 | | | | | 1 | | | | | | | 1 | | | | |
| 51 | 178735 | Support point fixe Soporte Supporto - Träger - Bracket - | 1 | 1 | 1 | 1 | | | | | 1 | | | | | | | 1 | | | | |
| 52 | 73208 | Vis CHc,M 8- 20 zinguée Tornillo Vite - Schraube - Screw - | 2 | 2 | 2 | 2 | | | | | 2 | | | | | | | 2 | | | | |
| 53 | 42325 | Rondelle W 8 ZN Arandela Rondella - Unterlegscheibe - Washer - | 2 | 2 | 2 | 2 | | | | | 2 | | | | | | | 2 | | | | |

+

Catalogue : 647010

5

KIT HYDRAULIQUE ACCESSOIRE GAUCHE (Avec enrouleur)
 LINK KIT ZUBEHOR HYDRAULIK (Mit spulerin)
 KIT HIDRAULICO ACCESORIO IZQUIERDO (Con enrollador)
 L.H. ATTACHMENT HYDRAULIC KIT (With hose reel)
 KIT IDRAULICO ACCESSORIO SINISTRO (Con arrottolatore)

Qté-Menge-Cant-Qty-Q.ta

10 AD

90

M

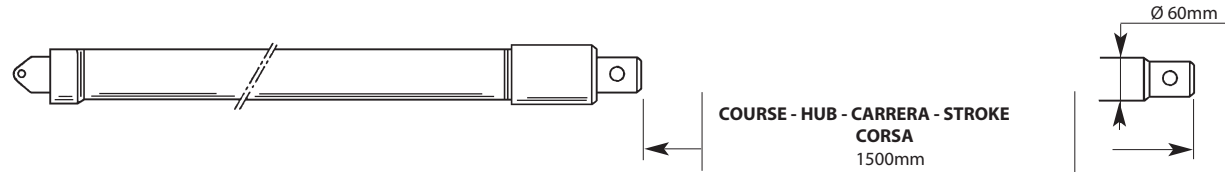
- | | |
|-----------------------|-----------------------|
| 1- M 26-2 S3 E2/E3 | 11- MC 70 PS S3 E2/E3 |
| 2- M 30-2 S3 E2/E3 | 12- M-X 30-4 S3-E3 |
| 3- M 26-4 S3 E2/E3 | 13- M-X 50-4 S3-E3 |
| 4- M 30-4 S3 E2/E3 | 14- M-X 70-2 S3-E3 |
| 5- M 40-4 S3 E2/E3 | 15- |
| 6- M 50-4 S3 E2/E3 | 16- |
| 7- MC 30 S3 E2/E3 | 17- |
| 8- MC 40 PS S3 E2/E3 | 18- |
| 9- MC 50 PS S3 E2/E3 | 19- |
| 10- MC 60 PS S3 E2/E3 | 20- |

| Rep Hinw Fig Item Rif | Numéro Teil-Nr Numero Part-Nr Part-Nr | Désignation Bezeichnung Descripcion Description Descrizione | Qté-Menge-Cant-Qty-Q.ta | | | | | | | | | | | | | | | | | | | |
|-----------------------------------|---|--|---|---|---|---|---|---|---|---|---|----|----|----|----|----|----|----|----|----|----|----|
| | | | 1 | 2 | 3 | 4 | 5 | 6 | 7 | 8 | 9 | 10 | 11 | 12 | 13 | 14 | 15 | 16 | 17 | 18 | 19 | 20 |
| 54 | 58528 | Ecrou H ,M 8 ZN Tuerca Dado | - Mutter - Nut - | 2 | 2 | 2 | 2 | | | | 2 | | | | | | | 2 | | | | |
| 55 | 192037 | Raccord rapide femelle Racor rapido hembra Raccordo rapido femmina | - Verschraubung weibl. - Quick female union - | 2 | 2 | 2 | 2 | | | | 2 | | | | | | | 2 | | | | |
| 56 | 241199 | Raccord Racor Raccordo | - Verschraubung - Connection - | 2 | 2 | 2 | 2 | | | | 2 | | | | | | | 2 | | | | |
| 57 | 192039 | Bouchon Tapón Tappo | - Stopfen - Plug - | 2 | 2 | 2 | 2 | | | | 2 | | | | | | | 2 | | | | |

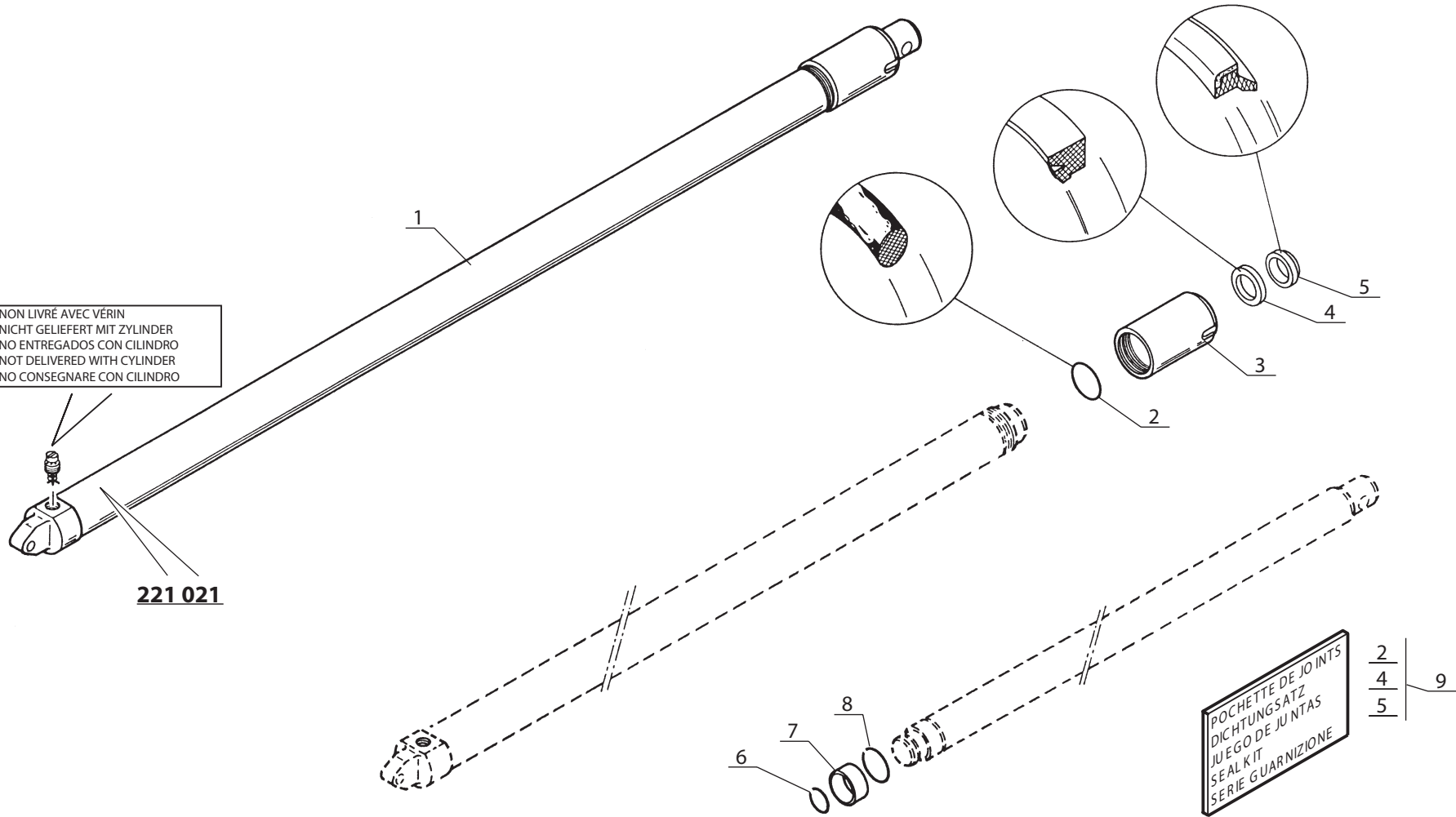
10 CA 95

HYDRAULIQUE (Vérin d'élévation)
HYDRAULIK (Hubzylinder)
HIDRAULICO (Cilindro de elevación)
HYDRAULIC (Lifting cylinder)
IDRAULICO (Cilindro di sollevamento)

M 26-2 S.3 / M 30-2 S.3
M 26-4 S.3 / M 30-4 S.3
MC 30 S.3 / M-X 30-4 S.3



NON LIVRÉ AVEC VÉRIN
NICHT GELIEFERT MIT ZYLINDER
NO ENTREGADOS CON CILINDRO
NOT DELIVERED WITH CYLINDER
NO CONSEGNARE CON CILINDRO



221 021

POCHETTE DE JOINTS
DICHTUNGSATZ
JUEGO DE JUNTAS
SEAL KIT
SERIE GUARNIZIONE

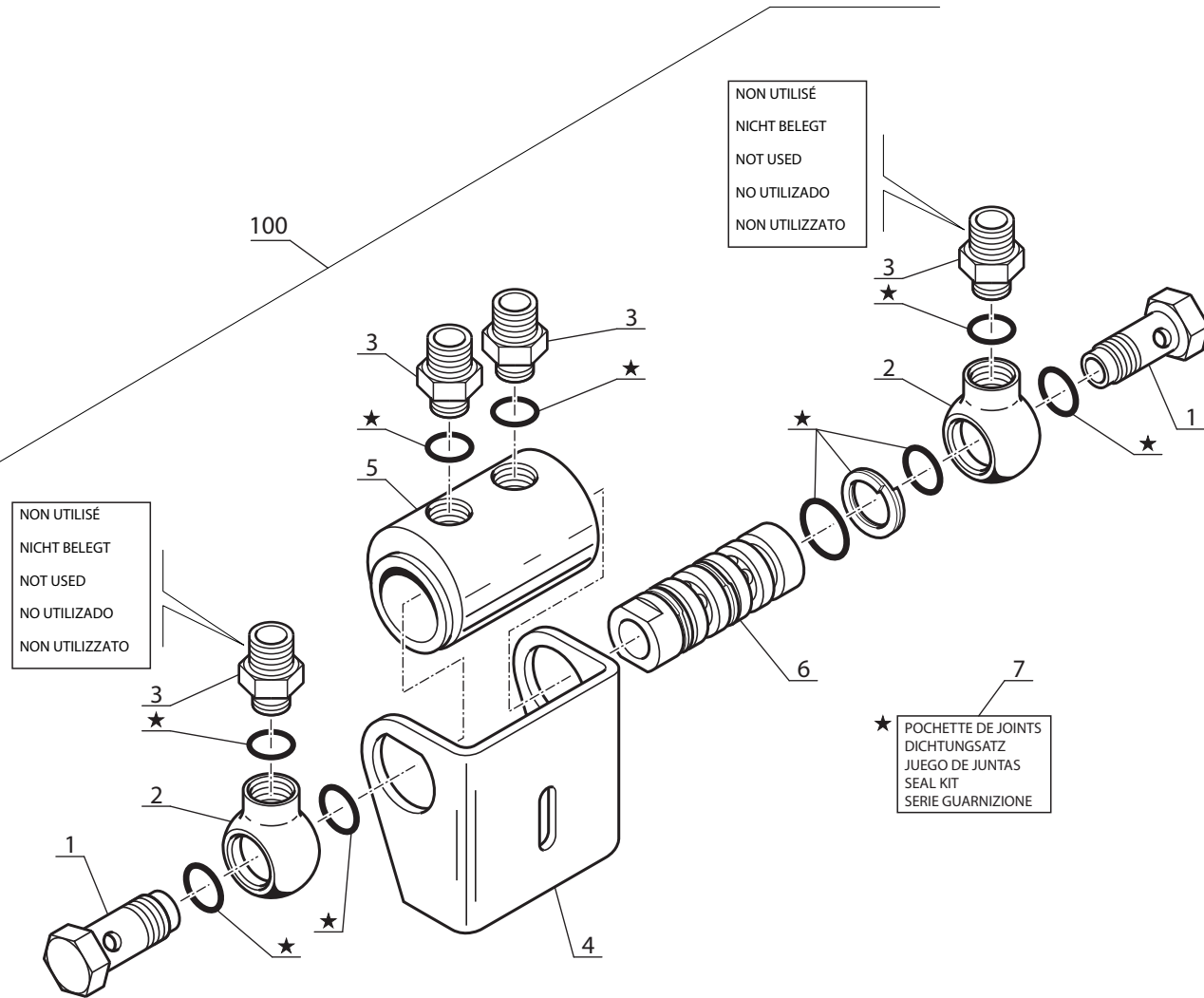
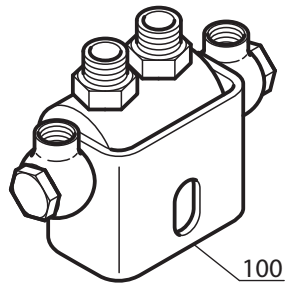
2
4
5

9

10 EA 14

HYDRAULIQUE (Détails)
HYDRAULIK (Einzelteile)
HIDRAULICO (Detalles)
HYDRAULIC (Details)
IDRAULICO (Dettaglio)

M 26-2 S.3 / M 26-4 S.3
M 30-2 S.3 / M 30-4 S.3
M 40-4 S.3 / M 50-4 S.3
MC 40 PS S.3 / MC 50 PS S.3
MC 30 S.3
M-X 30-4 S.3 / M-X 50-4 S.3



Catalogue : 647010

| 1 | HYDRAULIQUE (Détails) HYDRAULIK (Einzelteile) HIDRAULICO (Detalles) HYDRAULIC (Details) IDRAULICO (Dettaglio) | | | Qté-Menge-Cant-Qty-Q.ta | | | | | | | | | | 10 EA | | 14 | | M | | | | | | |
|-----|---|---|---|-------------------------|---|---|---|---|---|---|---|---|----|-------|----|----|----|---|----|----|----|----|----|----|
| | Rep Hinw Fig Item Rif | Numéro Teil-Nr Numero Part-Nr Part-Nr | Désignation Bezeichnung Description Descrizione | 1 | 2 | 3 | 4 | 5 | 6 | 7 | 8 | 9 | 10 | 11 | 12 | 13 | 14 | | 15 | 16 | 17 | 18 | 19 | 20 |
| 1 | 23641 | Vis creuse Tornillo hueco Vite cava | - Hohl schraube - Hollow screw - | 2 | 2 | 2 | 2 | 2 | 2 | 2 | 2 | 2 | | | 2 | 2 | | | | | | | | |
| 2 | 23643 | Raccord banjo Racor banjo Raccordo | - Verschraubung - Banjo connection - | 2 | 2 | 2 | 2 | 2 | 2 | 2 | 2 | 2 | | | 2 | 2 | | | | | | | | |
| 3 | 160988 | Adapteur 3/8" gaz Adaptador Adattatore | - Verbindung - Adaptor - | 4 | 4 | 4 | 4 | 4 | 4 | 4 | 4 | 4 | | | 4 | 4 | | | | | | | | |
| 4 | 23646 | Support Soporte Supporto | - Träger - Bracket - | 1 | 1 | 1 | 1 | 1 | 1 | 1 | 1 | 1 | | | 1 | 1 | | | | | | | | |
| 5 | 23647 | Corps de distributeur Cuerpo de distribuidor Camicia distributore | - Kommandosteuerventil Körper - Valve bank body - | 1 | 1 | 1 | 1 | 1 | 1 | 1 | 1 | 1 | | | 1 | 1 | | | | | | | | |
| 6 | 23642 | Piston distributeur Pistón distribuidor Pistone distributore | - Kolbenschieber - Piston valve - | 1 | 1 | 1 | 1 | 1 | 1 | 1 | 1 | 1 | | | 1 | 1 | | | | | | | | |
| 7 | 23984 | Pochette de joints Juego de juntas Serie guarnizióne | - Dichtungsatz - Seal kit - | 1 | 1 | 1 | 1 | 1 | 1 | 1 | 1 | 1 | | | 1 | 1 | | | | | | | | |
| 100 | 160714 | Distributeur complet Kompletter kommandosteuerventil Distribuidor completo Distributore completo | - Complete valve bank - | 1 | 1 | 1 | 1 | 1 | 1 | 1 | 1 | 1 | | | 1 | 1 | | | | | | | | |

10 EA 55

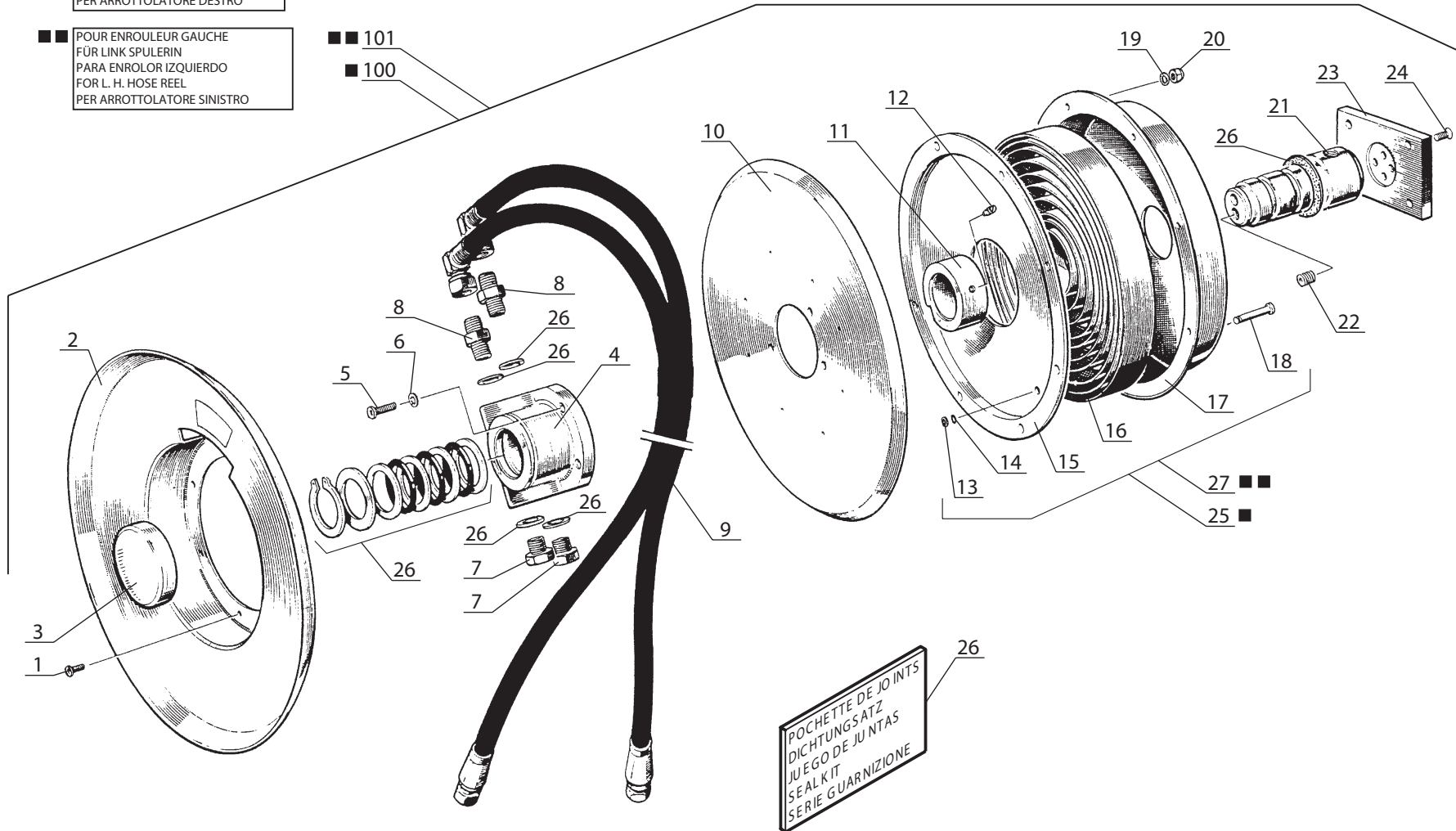
HYDRAULIQUE (Détails)
HYDRAULIK (Einzelteile)
HIDRAULICO (Detalles)
HYDRAULIC (Details)
IDRAULICO (Dettaglio)

M 26-2 S.3 / M 30-2 S.3
M 26-4 S.3 / M 30-4 S.3
MC 30 S.3 / M-X 30-4 S.3

■ POUR ENROULEUR DROIT
FÜR RECHT SPULERIN
PARA ENROLOR DERECHO
FOR R. H. HOSE REEL
PER ARROTTOLATORE DESTRO

■ ■ POUR ENROULEUR GAUCHE
FÜR LINK SPULERIN
PARA ENROLOR IZQUIERDO
FOR L. H. HOSE REEL
PER ARROTTOLATORE SINISTRO

■ ■ 101
■ 100



Catalogue : 647010

1

HYDRAULIQUE (Détails)
 HYDRAULIK (Einzelteile)
 HIDRAULICO (Detalles)
 HYDRAULIC (Details)
 IDRAULICO (Dettaglio)

Qté-Menge-Cant-Qty-Q.ta

10 EA

55

M

1- M 26-2 S3 E2/E3
 2- M 30-2 S3 E2/E3
 3- M 26-4 S3 E2/E3
 4- M 30-4 S3 E2/E3
 5- M 40-4 S3 E2/E3
 6- M 50-4 S3 E2/E3
 7- MC 30 S3 E2/E3
 8- MC 40 PS S3 E2/E3
 9- MC 50 PS S3 E2/E3
 10- MC 60 PS S3 E2/E3
 11- MC 70 PS S3 E2/E3
 12- M-X 30-4 S3-E3
 13- M-X 50-4 S3-E3
 14- M-X 70-2 S3-E3
 15-
 16-
 17-
 18-
 19-
 20-

| Rep Hinw Fig Item Rif | Numéro Teil-Nr Numero Part-Nr Part-Nr | Désignation Bezeichnung Descripcion Description Descrizione | | | | | | | | | | | | | | | | | | | | |
|-----------------------------------|---|--|---|---|---|---|---|---|---|---|---|----|----|----|----|----|----|----|----|----|----|----|
| | | | 1 | 2 | 3 | 4 | 5 | 6 | 7 | 8 | 9 | 10 | 11 | 12 | 13 | 14 | 15 | 16 | 17 | 18 | 19 | 20 |
| 1 | 23606 | Vis H,M 4- 6 Tornillo Vite | - Schraube - Screw - | 7 | 7 | 7 | 7 | | | | | | | | | | | | | | | |
| 2 | 23607 | Tambour Tambor Tamburo | - Trommel - Drum - | 1 | 1 | 1 | 1 | | | | | | | | | | | | | | | |
| 3 | 23609 | Chapeau Tapadera Capello | - Deckel - Cap - | 1 | 1 | 1 | 1 | | | | | | | | | | | | | | | |
| 4 | 23612 | Raccord tournant Racor vuelta Raccordo | - Verschraubung - Connection - | 1 | 1 | 1 | 1 | | | | | | | | | | | | | | | |
| 5 | 25713 | Vis H,M 6- 16-8.8-ZN5/C Tornillo Vite | - Schraube - Screw - | 1 | 1 | 1 | 1 | | | | | | | | | | | | | | | |
| 5 | 58526 | Vis H,M 6- 40-8.8-ZN5/C Tornillo Vite | - Schraube - Screw - | 2 | 2 | 2 | 2 | | | | | | | | | | | | | | | |
| 6 | 23615 | Rondelle Arandela Rondella | - Unterlegscheibe - Washer - | 3 | 3 | 3 | 3 | | | | | | | | | | | | | | | |
| 7 | 23616 | Bouchon Tapón Tappo | - Stopfen - Plug - | 2 | 2 | 2 | 2 | | | | | | | | | | | | | | | |
| 8 | 23356 | Raccord Racor Raccordo | - Verschraubung - Connection - | 2 | 2 | 2 | 2 | | | | | | | | | | | | | | | |
| 9 | 23361 | Ensemble flexible Conjunto flexible Insieme flessibile | - Schlauch blattfeder - Hose assy - | 1 | 1 | 1 | 1 | | | | | | | | | | | | | | | |
| 10 | 23619 | Flasque et goujon assemblés Placa y espárrago ensamblado Flangia y prigioniero | - Flansch und stift versammlun - Flange and stud assembly - | 1 | 1 | 1 | 1 | | | | | | | | | | | | | | | |

+

Catalogue : 647010

2

HYDRAULIQUE (Détails)
 HYDRAULIK (Einzelteile)
 HIDRAULICO (Detalles)
 HYDRAULIC (Details)
 IDRAULICO (Dettaglio)

Qté-Menge-Cant-Qty-Q.ta

10 EA

55

M

1- M 26-2 S3 E2/E3 11- MC 70 PS S3 E2/E3
 2- M 30-2 S3 E2/E3 12- M-X 30-4 S3-E3
 3- M 26-4 S3 E2/E3 13- M-X 50-4 S3-E3
 4- M 30-4 S3 E2/E3 14- M-X 70-2 S3-E3
 5- M 40-4 S3 E2/E3 15-
 6- M 50-4 S3 E2/E3 16-
 7- MC 30 S3 E2/E3 17-
 8- MC 40 PS S3 E2/E3 18-
 9- MC 50 PS S3 E2/E3 19-
 10- MC 60 PS S3 E2/E3 20-

| Rep Hinw Fig Item Rif | Numéro Teil-Nr Numero Part-Nr Part-Nr | Désignation Bezeichnung Descripcion Description Descrizione | | | | | | | | | | | | | | | | | | | | |
|-----------------------------------|---|---|---|---|---|---|---|---|---|---|---|----|----|----|----|----|----|----|----|----|----|----|
| | | | 1 | 2 | 3 | 4 | 5 | 6 | 7 | 8 | 9 | 10 | 11 | 12 | 13 | 14 | 15 | 16 | 17 | 18 | 19 | 20 |
| 11 | 23621 | Manchon Manguito Manicotto - Muffe - Coupling - | 1 | 1 | 1 | 1 | | | | 1 | | | | | | | | 1 | | | | |
| 12 | 23622 | Vis d'arrêt Tornillo de retención Vite d'arresto - Klemmschraube - Dog point screw - | 1 | 1 | 1 | 1 | | | | 1 | | | | | | | | 1 | | | | |
| 13 | 23610 | Circlips Aro retén Anello elastico - Sicherungsring - Circlip - | 1 | 1 | 1 | 1 | | | | 1 | | | | | | | | 1 | | | | |
| 14 | 23611 | Joint torique Junta tórica Anello OR - "O" ring - "O" ring - | 1 | 1 | 1 | 1 | | | | 1 | | | | | | | | 1 | | | | |
| 15 | 23623 | Plateau Placa Piatto - Platte - Plate - | 1 | 1 | 1 | 1 | | | | 1 | | | | | | | | 1 | | | | |
| 16 | 23629 | Ressort à lames Resorte de láminas Molla a lama - Blattfeder - Plates spring - | 1 | 1 | 1 | 1 | | | | 1 | | | | | | | | 1 | | | | |
| 17 | 23630 | Carter Cárter Carter - Gehäuse - Housing - | 1 | 1 | 1 | 1 | | | | 1 | | | | | | | | 1 | | | | |
| 18 | 23632 | Axe Eje Perno - Bolzen - Pin - | 1 | 1 | 1 | 1 | | | | 1 | | | | | | | | 1 | | | | |
| 19 | 29469 | Rondelle M 6 ZN Arandela Rondella - Unterlegscheibe - Washer - | 8 | 8 | 8 | 8 | | | | 8 | | | | | | | | 8 | | | | |
| 20 | 23634 | Ecrou Tuerca Dado - Mutter - Nut - | 8 | 8 | 8 | 8 | | | | 8 | | | | | | | | 8 | | | | |
| 21 | 23635 | Arbre Arbol Albero - Welle - Shaft - | 1 | 1 | 1 | 1 | | | | 1 | | | | | | | | 1 | | | | |

+

Catalogue : 647010

3

HYDRAULIQUE (Détails)
 HYDRAULIK (Einzelteile)
 HIDRAULICO (Detalles)
 HYDRAULIC (Details)
 IDRAULICO (Dettaglio)

Qté-Menge-Cant-Qty-Q.ta

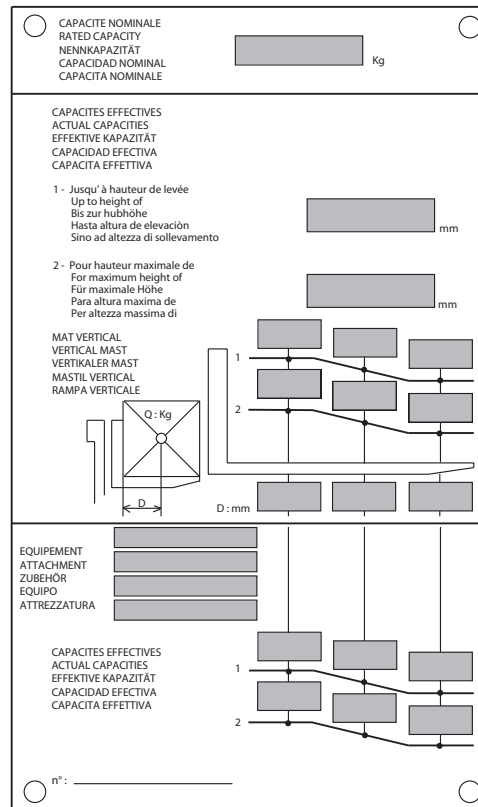
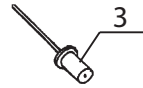
10 EA

55

M

1- M 26-2 S3 E2/E3 11- MC 70 PS S3 E2/E3
 2- M 30-2 S3 E2/E3 12- M-X 30-4 S3-E3
 3- M 26-4 S3 E2/E3 13- M-X 50-4 S3-E3
 4- M 30-4 S3 E2/E3 14- M-X 70-2 S3-E3
 5- M 40-4 S3 E2/E3 15-
 6- M 50-4 S3 E2/E3 16-
 7- MC 30 S3 E2/E3 17-
 8- MC 40 PS S3 E2/E3 18-
 9- MC 50 PS S3 E2/E3 19-
 10- MC 60 PS S3 E2/E3 20-

| Rep Hinw Fig Item Rif | Numéro Teil-Nr Numero Part-Nr Part-Nr | Désignation Bezeichnung Description Descrizione | 1 | 2 | 3 | 4 | 5 | 6 | 7 | 8 | 9 | 10 | 11 | 12 | 13 | 14 | 15 | 16 | 17 | 18 | 19 | 20 | |
|-----------------------------------|---|---|---|---|---|---|---|---|---|---|---|----|----|----|----|----|----|----|----|----|----|----|--|
| 22 | 23636 | Bouchon - Stopfen Tapón - Plug Tappo - | 2 | 2 | 2 | 2 | | | 2 | | | | | 2 | | | | | | | | | |
| 23 | 23637 | Support - Träger Soporte - Bracket Supporto - | 1 | 1 | 1 | 1 | | | 1 | | | | | 1 | | | | | | | | | |
| 24 | 23638 | Vis - Schraube Tornillo - Screw Vite - | 4 | 4 | 4 | 4 | | | 4 | | | | | 4 | | | | | | | | | |
| 25 | 23625 | Ensemble - Ressort à lame + carter (pour enrouleur droit) Blattfeder - Gehäuse - doppelt (für recht spulerin) Conjunto - Resorte de láminas + cárter (para enrollador der Plate spring + Housing - assy (for R.H. hose reel) Insième - Molla a lama + carter (per arrottolatore destro) | 1 | 1 | 1 | 1 | | | 1 | | | | | 1 | | | | | | | | | |
| 26 | 23359 | Pochette de joints - Dichtungssatz Juego de juntas - Seal kit Serie guarnizióne - | 1 | 1 | 1 | 1 | | | 1 | | | | | 1 | | | | | | | | | |
| 27 | 473189 | Ensemble - Ressort à lame + carter Blattfeder - Gehäuse - doppelt Conjunto - Resorte de láminas + cárter Plate spring + Housing - assy Insième - Molla a lama + carter | 1 | 1 | 1 | 1 | | | 1 | | | | | 1 | | | | | | | | | |
| 100 | 160712 | Enrouleur complet droit - Kompletter recht spulerin Enrollador derecho completo - Complete R.H. hose reel Arrottolatore completo destro - | 1 | 1 | 1 | 1 | | | 1 | | | | | 1 | | | | | | | | | |
| 101 | 160713 | Enrouleur complet - Kompletter spulerin Enrollador completo - Complete hose reel Arrottolatore completo - | 1 | 1 | 1 | 1 | | | 1 | | | | | 1 | | | | | | | | | |



1 M26-2 / M26-4

2 MC30

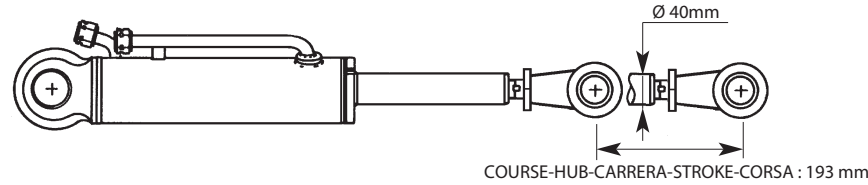
4 M30-2 / M30-4

INCLINAISON MAT TRIPLE
DREIFACH HUBMAST NEIGUNG
INCLINACION MASTIL TRIPLE
TRIPLE MAST TILTING
INCLINAZIONE RAMPA TRIPLEX

10 CD 41

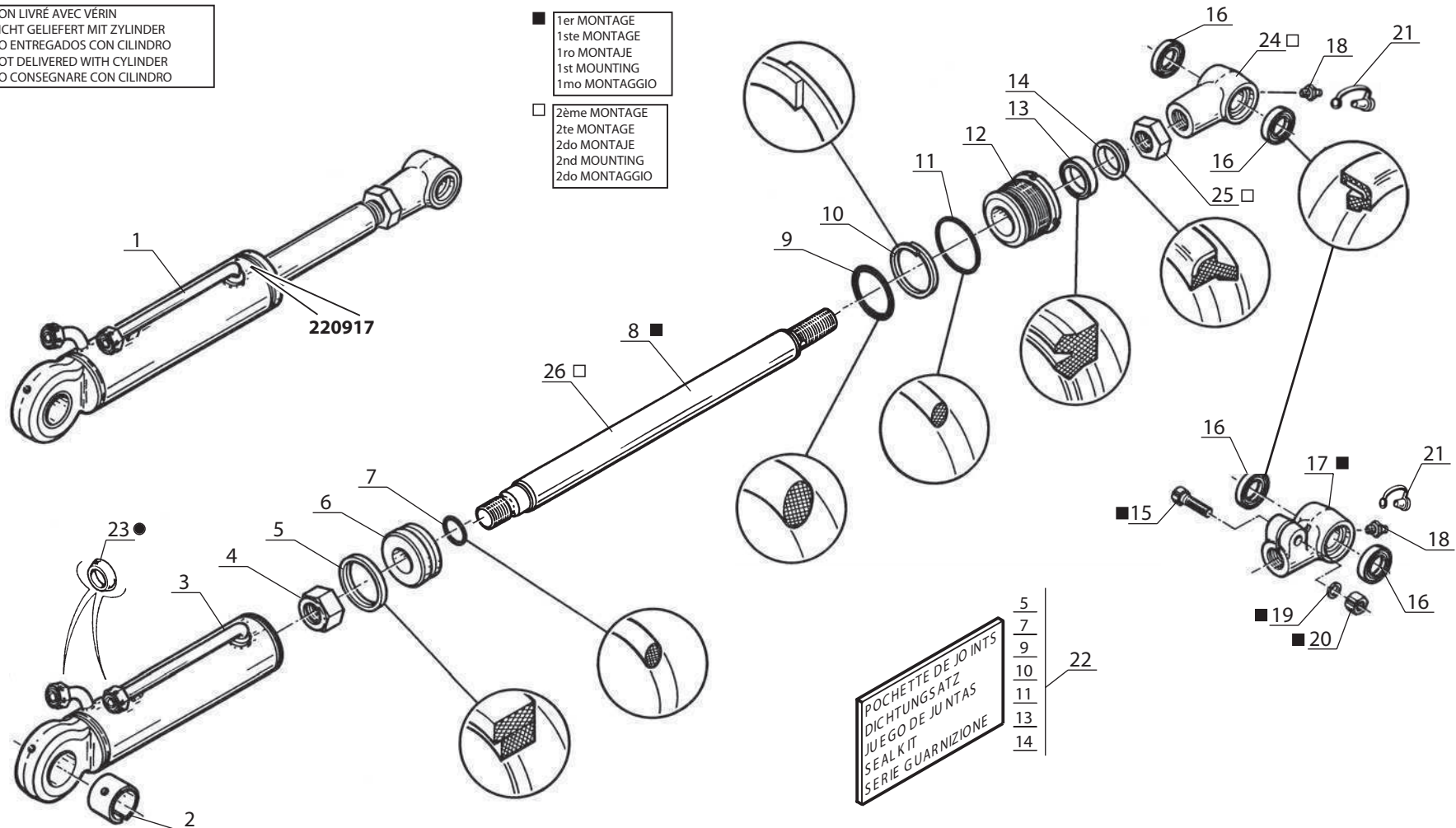
HYDRAULIQUE (Vérin d'inclinaison) (Inclinaison standard 6°/12°)
 HYDRAULIK (Neigungszylinder) (Standard neigung 6°/12°)
 HIDRAULICO (Cilindro de inclinación) (Inclinación estandar 6°/12°)
 HYDRAULIC (Tilting cylinder) (Standard tilting 6°/12°)
 IDRAULICO (Cilindro di inclinazione) (Inclinazione standard 6°/12°)

M 26-2 S.3 / M 30-2 S.3
 M 26-4 S.3 / M 30-4 S.3
 M-X 30-4 S.3



● NON LIVRÉ AVEC VÉRIN
 NICHT GELIEFERT MIT ZYLINDER
 NO ENTREGADOS CON CILINDRO
 NOT DELIVERED WITH CYLINDER
 NO CONSEGNARE CON CILINDRO

- 1er MONTAGE
 1ste MONTAGE
 1ro MONTAJE
 1st MOUNTING
 1mo MONTAGGIO
- 2ème MONTAGE
 2te MONTAGE
 2do MONTAJE
 2nd MOUNTING
 2do MONTAGGIO



Catalogue : 647010

1

HYDRAULIQUE (Vérin d'inclinaison) (Standard 6°/12°)
 HYDRAULIK (Neigungszylinder) (Standard 6°/12°)
 HIDRAULICO (Cilindro de inclinación) (Estandard 6°/12°)
 HYDRAULIC (Tilting cylinder) (Standard 6°/12°)
 IDRAULICO (Cilindro inclinazione) (standard 6°/12°)

Qté-Menge-Cant-Qty-Q.ta

10 CD

41

M

| | | | | | | | | | | |
|-----|----|------|----|-------|-------|-----|------|-------|----|-------|
| 1- | M | 26-2 | S3 | E2/E3 | 11- | MC | 70 | PS | S3 | E2/E3 |
| 2- | M | 30-2 | S3 | E2/E3 | 12- | M-X | 30-4 | S3-E3 | | |
| 3- | M | 26-4 | S3 | E2/E3 | 13- | M-X | 50-4 | S3-E3 | | |
| 4- | M | 30-4 | S3 | E2/E3 | 14- | M-X | 70-2 | S3-E3 | | |
| 5- | M | 40-4 | S3 | E2/E3 | 15- | | | | | |
| 6- | M | 50-4 | S3 | E2/E3 | 16- | | | | | |
| 7- | MC | 30 | S3 | E2/E3 | 17- | | | | | |
| 8- | MC | 40 | PS | S3 | E2/E3 | 18- | | | | |
| 9- | MC | 50 | PS | S3 | E2/E3 | 19- | | | | |
| 10- | MC | 60 | PS | S3 | E2/E3 | 20- | | | | |

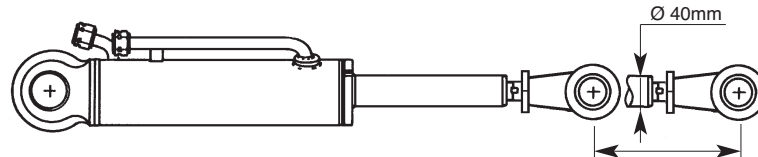
| Rep Hinw Fig Item Rif | Número Teil-Nr Numero Part-Nr Part-Nr | Désignation Bezeichnung Descripcion Description Descrizione | 1 | 2 | 3 | 4 | 5 | 6 | 7 | 8 | 9 | 10 | 11 | 12 | 13 | 14 | 15 | 16 | 17 | 18 | 19 | 20 |
|-----------------------------------|---|--|---|---|---|---|---|---|---|---|---|----|----|----|----|----|----|----|----|----|----|----|
| 1 | 220917 | Vérin inclinai. D:40mm C:194mm- Cilindro de inclinación - Cilindro di inclinazione - | | 2 | 2 | 2 | 2 | | | | | | | | 2 | | | | | | | |
| 2 | 181246 | Bague - Anillo - Anello - | | 1 | 1 | 1 | 1 | | | | | | | | 1 | | | | | | | |
| 3 | 562138 | Corps de vérin - Cuerpo de cilindro - Corpo di cilindro - | | 1 | 1 | 1 | 1 | | | | | | | | 1 | | | | | | | |
| 4 | 165292 | Ecrou FR, M30-200 - Tuerca - Dado - | | 1 | 1 | 1 | 1 | | | | | | | | 1 | | | | | | | |
| 5 | 548126 | Joint d'étanchéité - Junta de estanqueidad - Guarnizione - | | 1 | 1 | 1 | 1 | | | | | | | | 1 | | | | | | | |
| 6 | 549246 | Piston de vérin - Pistón de cilindro - Pistone del cilindro - | | 1 | 1 | 1 | 1 | | | | | | | | 1 | | | | | | | |
| 7 | 172830 | Joint torique - Junta tórica - Anello OR - | | 1 | 1 | 1 | 1 | | | | | | | | 1 | | | | | | | |
| 8 | 603308 | Tige de vérin - Vástago de cilindro - Stelo del cilindro - | | 1 | 1 | 1 | 1 | | | | | | | | 1 | | | | | | | |
| 9 | 4040 | Joint torique - Junta tórica - Anello OR - | | 1 | 1 | 1 | 1 | | | | | | | | 1 | | | | | | | |
| 10 | 182268 | Joint anti-extrusion - Junta antiextrusión - Guarnizione anti estrusione - | | 1 | 1 | 1 | 1 | | | | | | | | 1 | | | | | | | |
| 11 | 161783 | Joint torique - Junta tórica - Anello OR - | | 1 | 1 | 1 | 1 | | | | | | | | 1 | | | | | | | |

+

10 CD 42

HYDRAULIQUE (Vérin d'inclinaison) (Inclinaison standard 6°/10°)
 HYDRAULIK (Neigungszylinder) (Standard neigung 6°/10°)
 HIDRAULICO (Cilindro de inclinación) (Inclinación estandar 6°/10°)
 HYDRAULIC (Tilting cylinder) (Standard tilting 6°/10°)
 IDRAULICO (Cilindro di inclinazione) (Inclinazione standard 6°/10°)

MC 30 S.3

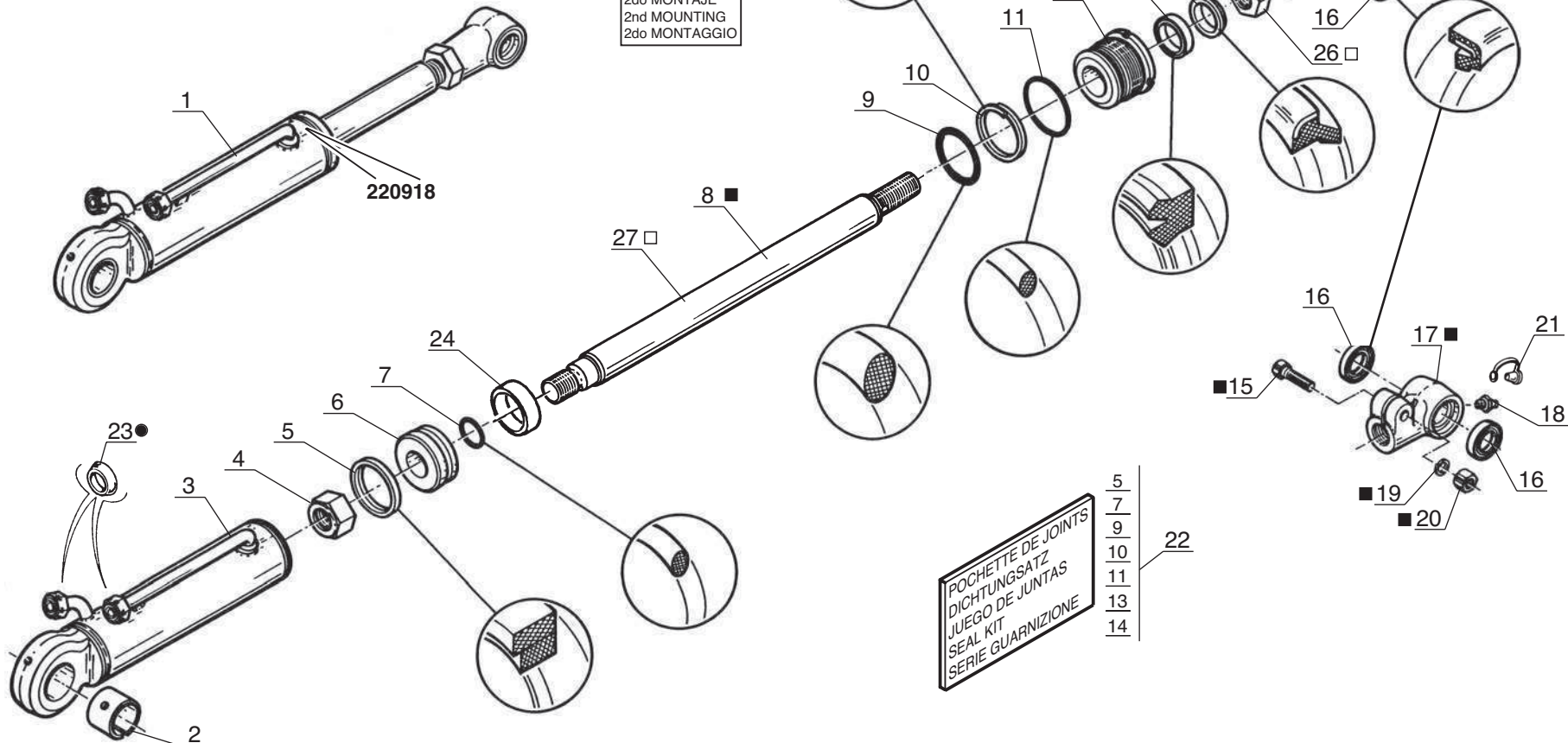


COURSE-HUB-CARRERA-STROKE-CORSA: 174 mm

● NON LIVRÉ AVEC VÉRIN
 NICHT GELIEFERT MIT ZYLINDER
 NO ENTREGADOS CON CILINDRO
 NOT DELIVERED WITH CYLINDER
 NO CONSEGNARE CON CILINDRO

■ 1er MONTAGE
 1ste MONTAGE
 1ro MONTAJE
 1st MOUNTING
 1mo MONTAGGIO

□ 2ème MONTAGE
 2te MONTAGE
 2do MONTAJE
 2nd MOUNTING
 2do MONTAGGIO



POCHETTE DE JOINTS
 DICHTUNGSATZ
 JUEGO DE JUNTAS
 SEAL KIT
 SERIE GUARNIZIONE

- 5
- 7
- 9
- 10
- 11
- 13
- 14

22

Catalogue : 647010

Qté-Menge-Cant-Qty-Q.ta

10 CD

42

M

1

HYDRAULIQUE (Vérin d'inclinaison) (Standard 6°/10°)
 HYDRAULIK (Neigungszylinder) (Standard 6°/10°)
 HIDRAULICO (Cilindro de inclinación) (Estandard 6°/10°)
 HYDRAULIC (Tilting cylinder) (Standard 6°/10°)
 IDRAULICO (Cilindro inclinazione) (standard 6°/10°)

1- M 26-2 S3 E2/E3 11- MC 70 PS S3 E2/E3
 2- M 30-2 S3 E2/E3 12- M-X 30-4 S3-E3
 3- M 26-4 S3 E2/E3 13- M-X 50-4 S3-E3
 4- M 30-4 S3 E2/E3 14- M-X 70-2 S3-E3
 5- M 40-4 S3 E2/E3 15-
 6- M 50-4 S3 E2/E3 16-
 7- MC 30 S3 E2/E3 17-
 8- MC 40 PS S3 E2/E3 18-
 9- MC 50 PS S3 E2/E3 19-
 10- MC 60 PS S3 E2/E3 20-

| Rep Hinw Fig Item Rif | Número Teil-Nr Numero Part-Nr Part-Nr | Désignation Bezeichnung Descripcion Description Descrizione | 1 | 2 | 3 | 4 | 5 | 6 | 7 | 8 | 9 | 10 | 11 | 12 | 13 | 14 | 15 | 16 | 17 | 18 | 19 | 20 |
|-----------------------------------|---|--|---|---|---|---|---|---|---|---|---|----|----|----|----|----|----|----|----|----|----|----|
| 1 | 220918 | Vérin inclinai. D:40mm C:174mm- Cilindro de inclinación - Cilindro di inclinazione - | | | | | | | 2 | | | | | | | | | | | | | |
| 2 | 181246 | Bague - Anillo - Anello - | | | | | | | 1 | | | | | | | | | | | | | |
| 3 | 562138 | Corps de vérin - Cuerpo de cilindro - Corpo di cilindro - | | | | | | | 1 | | | | | | | | | | | | | |
| 4 | 165292 | Ecrou FR, M30-200 - Tuerca - Dado - | | | | | | | 1 | | | | | | | | | | | | | |
| 5 | 548126 | Joint d'étanchéité - Junta de estanqueidad - Guarnizióne - | | | | | | | 1 | | | | | | | | | | | | | |
| 6 | 549246 | Piston de vérin - Pistón de cilindro - Pistone del cilindro - | | | | | | | 1 | | | | | | | | | | | | | |
| 7 | 172830 | Joint torique - Junta tórica - Anello OR - | | | | | | | 1 | | | | | | | | | | | | | |
| 8 | 603308 | Tige de vérin - Vástago de cilindro - Stelo del cilindro - | | | | | | | 1 | | | | | | | | | | | | | |
| 9 | 4040 | Joint torique - Junta tórica - Anello OR - | | | | | | | 1 | | | | | | | | | | | | | |
| 10 | 182268 | Joint anti-extrusion - Junta antiextrusión - Guarnizióne anti estrusione - | | | | | | | 1 | | | | | | | | | | | | | |
| 11 | 161783 | Joint torique - Junta tórica - Anello OR - | | | | | | | 1 | | | | | | | | | | | | | |

+

Catalogue : 647010

3

HYDRAULIQUE (Vérin d'inclinaison) (Standard 6°/10°)
 HYDRAULIK (Neigungszylinder) (Standard 6°/10°)
 HIDRAULICO (Cilindro de inclinación) (Estandard 6°/10°)
 HYDRAULIC (Tilting cylinder) (Standard 6°/10°)
 IDRAULICO (Cilindro inclinazione) (standard 6°/10°)

Qté-Menge-Cant-Qty-Q.ta

10 CD

42

M

- | | |
|-----------------------|-----------------------|
| 1- M 26-2 S3 E2/E3 | 11- MC 70 PS S3 E2/E3 |
| 2- M 30-2 S3 E2/E3 | 12- M-X 30-4 S3-E3 |
| 3- M 26-4 S3 E2/E3 | 13- M-X 50-4 S3-E3 |
| 4- M 30-4 S3 E2/E3 | 14- M-X 70-2 S3-E3 |
| 5- M 40-4 S3 E2/E3 | 15- |
| 6- M 50-4 S3 E2/E3 | 16- |
| 7- MC 30 S3 E2/E3 | 17- |
| 8- MC 40 PS S3 E2/E3 | 18- |
| 9- MC 50 PS S3 E2/E3 | 19- |
| 10- MC 60 PS S3 E2/E3 | 20- |

| Rep Hinw Fig Item Rif | Número Teil-Nr Numero Part-Nr Part-Nr | Désignation Bezeichnung Descripcion Description Descrizione |
|-----------------------------------|---|--|
| 23 | 169437 | Joint d'étanchéité Junta de estanqueidad Guarnizione - Dichtungsring - Seal - |
| 24 | 562141 | Entretoise Separador Distanziale - Querstrebe - Spacer - |
| 25 | 588726 | Embout de vérin Cabo de cilindro Ghiera di cilindro - Zylinderkopf - Ram end tube - |
| 26 | 588727 | Ecrou Tuerca Dado - Mutter - Nut - |
| 27 | 562140 | Tige de vérin Vástago de cilindro Stelo del cilindro - Zylinder stange - Cylinder rod - |

| 1 | 2 | 3 | 4 | 5 | 6 | 7 | 8 | 9 | 10 | 11 | 12 | 13 | 14 | 15 | 16 | 17 | 18 | 19 | 20 |
|---|---|---|---|---|---|---|---|---|----|----|----|----|----|----|----|----|----|----|----|
| | | | | | | 2 | | | | | | | | | | | | | |
| | | | | | | 1 | | | | | | | | | | | | | |
| | | | | | | 1 | | | | | | | | | | | | | |
| | | | | | | 1 | | | | | | | | | | | | | |
| | | | | | | 1 | | | | | | | | | | | | | |

**MAT TRIPLE - DREIFACH HUBMAST
MASTIL TRIPLE - TRIPLE MAST
RAMPA TRIPLEX**

(A glissière - Mit gleitbahn - Con guía - With slide face)

5,40 m

Ref : 570 332 | M26-2 S3 / M26-4 S3

Ref : 570 337 | M30-2 S3 / M30-4 S3 / MC 30 S3 / M-X 30-4 S3

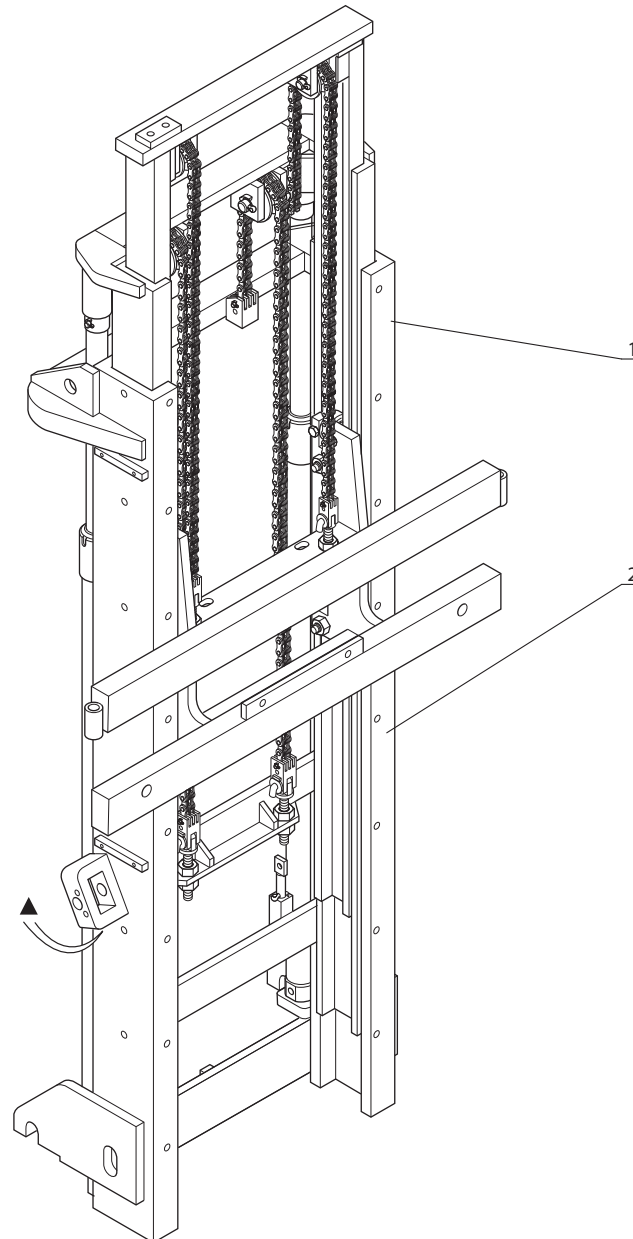
5 AB 49

MAT TRIPLE (Hauteur de levée : 5,40 m)
DREIFACH HUBMAST (Hubhöhe : 5,40 m)
MASTIL TRIPLE (Altura de levantamiento : 5,40 m)
TRIPLE MAST (Lift height : 5,40 m)
RAMPA TRIPLEX (Altezza di sollevamento : 5,40 m)

(Inclinaison standard - Standard neigung - Inclinación estandar - Standard tilting - Inclinazione standard : 6°/12°:M26/30 - 6°/10°:MC 30)

M 26-2 S.3 / M 30-2 S.3
M 26-4 S.3 / M 30-4 S.3
MC 30 S.3 / M-X 30-4 S.3

▲ N° DE MAT A SPECIFIER POUR TOUTE COMMANDE DE PIECES
HUBMAST NUMMER ZUGEBEN FÜR ALLE TEILE
N° DE MASTIS A ESPECIFICAR PARA TODAS PEDIDAS DE PIEZAS
MAST NUMBER TO SPECIFY FOR ALL PARTS ORDER
N° CARRELLO DA SPECIFICARE PER TUTTE GU ORDINI DEL PARTICOLARI



(2,6t.) ▲ 5 AB 28 - 5 AC 11 - 10 AC 53 - 10 AF 103
10 AD 51 - 10 AD 52 - 10 AD 91 - 10 AD 92
10 CA 96 - 10 EA 14 - 10 EA 55 - 12 AA 104

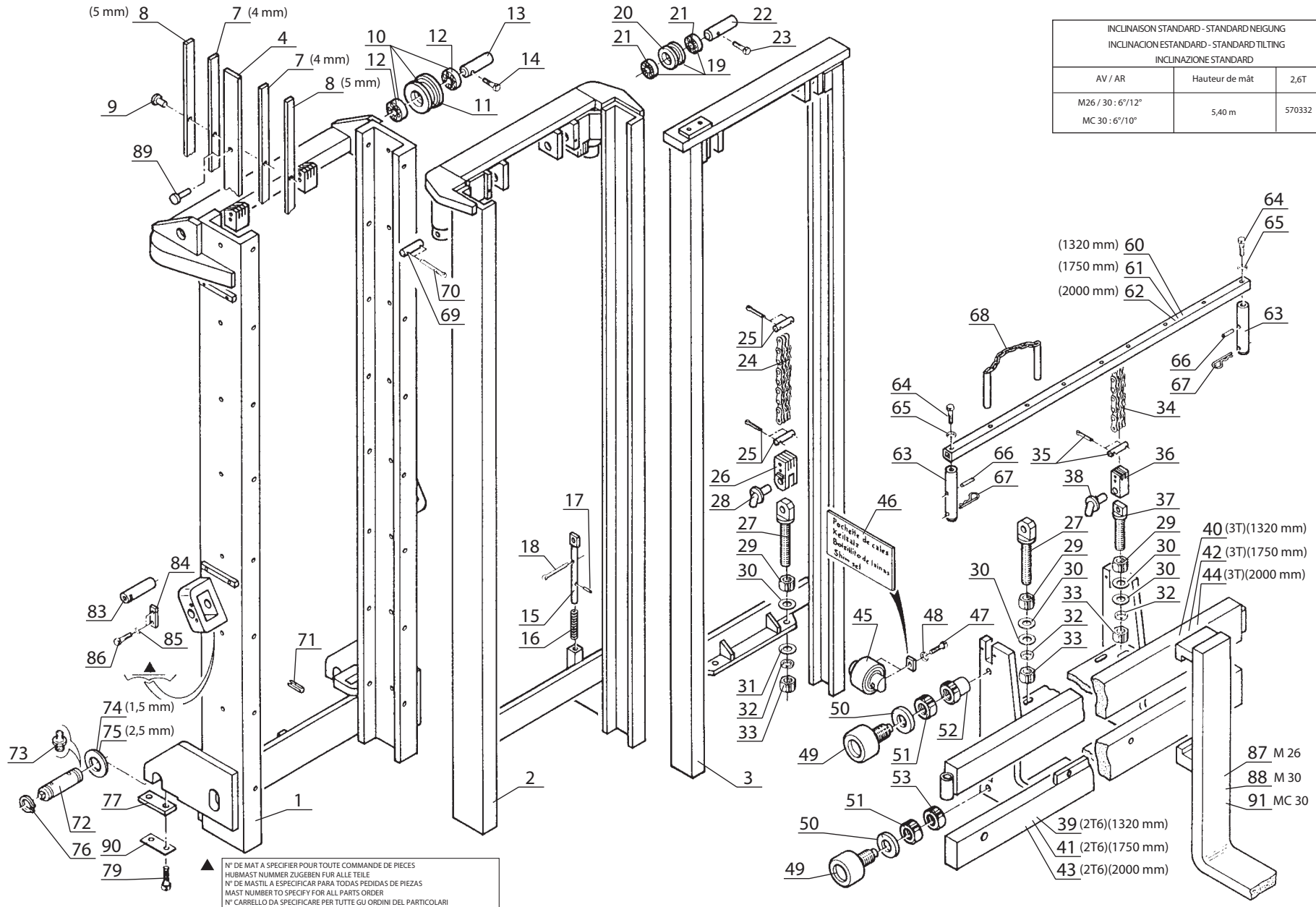
(3t.) ▲ 5 AB 28 - 5 AC 11 - 10 AC 53 - 10 AF 103
10 AD 51 - 10 AD 52 - 10 AD 91 - 10 AD 92
10 CA 96 - 10 EA 14 - 10 EA 55 - 12 AA 104

5 AB 28

MAT TRIPLE (Hauteur de levée : 5,40 m)
 DREIFACH HUBMAST (Hubhöhe : 5,40 m)
 MASTIL TRIPLE (Altura de levantamiento : 5,40 m)
 TRIPLE MAST (Lift height : 5,40 m)
 RAMPA TRIPLEX (Altezza di sollevamento : 5,40 m)

M 26-2 S.3 / M30-2 S.3
M 26-4 S.3 / M30-4 S.3
MC 30 S.3 / M-X 30-4 S.3

| INCLINAISON STANDARD - STANDARD NEIGUNG INCLINACION ESTANDAR - STANDARD TILTING INCLINAZIONE STANDARD | | | |
|---|----------------|--------|--------|
| AV / AR | Hauteur de mât | 2,6T | 3T |
| M26 / 30 : 6°/12° | 5,40 m | 570332 | 570337 |
| MC 30 : 6°/10° | | | |



Catalogue : 647010

1

MAT TRIPLE (5,40 m)
DREIFACH HUBMAST
MASTIL TRIPLE
TRIPLE MAST
RAMPA TRIPLEX

Qté-Menge-Cant-Qty-Q.ta

5 AB

28

M

| | | | | | | | | | | |
|-----|----|------|----|-------|-------|-----|------|-------|----|-------|
| 1- | M | 26-2 | S3 | E2/E3 | 11- | MC | 70 | PS | S3 | E2/E3 |
| 2- | M | 30-2 | S3 | E2/E3 | 12- | M-X | 30-4 | S3-E3 | | |
| 3- | M | 26-4 | S3 | E2/E3 | 13- | M-X | 50-4 | S3-E3 | | |
| 4- | M | 30-4 | S3 | E2/E3 | 14- | M-X | 70-2 | S3-E3 | | |
| 5- | M | 40-4 | S3 | E2/E3 | 15- | | | | | |
| 6- | M | 50-4 | S3 | E2/E3 | 16- | | | | | |
| 7- | MC | 30 | S3 | E2/E3 | 17- | | | | | |
| 8- | MC | 40 | PS | S3 | E2/E3 | 18- | | | | |
| 9- | MC | 50 | PS | S3 | E2/E3 | 19- | | | | |
| 10- | MC | 60 | PS | S3 | E2/E3 | 20- | | | | |

| Rep Hinw Fig Item Rif | Numéro Teil-Nr Numero Part-Nr Part-Nr | Désignation Bezeichnung Descripcion Description Descrizione | 1 | 2 | 3 | 4 | 5 | 6 | 7 | 8 | 9 | 10 | 11 | 12 | 13 | 14 | 15 | 16 | 17 | 18 | 19 | 20 |
|-----------------------------------|---|--|----|----|----|----|---|---|----|---|---|----|----|----|----|----|----|----|----|----|----|----|
| 1 | 221028 | Montant fixe (5,40 m) - Aussengerüst Montante fijo - Outer channel Montante fisso - | 1 | 1 | 1 | 1 | | | 1 | | | | | 1 | | | | | | | | |
| 2 | 221031 | Montant intermédiaire (5,40 m) - Zwischengerüst Montante intermediario - Intermediate channel Montante intermedio - | 1 | 1 | 1 | 1 | | | 1 | | | | | 1 | | | | | | | | |
| 3 | 221034 | Montant intérieur (5,40 m) - Innengerüst Montante interior - Outer channel Montante interiore - | 1 | 1 | 1 | 1 | | | 1 | | | | | 1 | | | | | | | | |
| 4 | 12313 | Plaque d'usure (ép. 5 mm lg 2235 mm) Verschleissplatte (dicke 5 mm länge 2235 mm) Placa de desgaste (espesor 5 mm long 2235 mm) Friction lining side (thickness 5 mm length 2235 mm) Piastra du usura (ép. 5 mm lunghezza 2235 mm) | 2 | 2 | 2 | 2 | | | 2 | | | | | 2 | | | | | | | | |
| 7 | 26395 | Plaque d'usure (ép. 4 mm lg 2235 mm) Verschleissplatte (dicke 4 mm länge 2235 mm) Placa de desgaste (espesor 4 mm long 2235 mm) Friction lining side (thickness 4 mm length 2235 mm) Piastra du usura (ép. 4 mm lunghezza 2235 mm) | 4 | 4 | 4 | 4 | | | 4 | | | | | 4 | | | | | | | | |
| 8 | 12311 | Plaque d'usure (ép. 5 mm lg 2235 mm) Verschleissplatte (dicke 5 mm länge 2235 mm) Placa de desgaste (espesor 5 mm long 2235 mm) Friction lining side (thickness 5 mm length 2235 mm) Piastra du usura (ép. 5 mm lunghezza 2235 mm) | 4 | 4 | 4 | 4 | | | 4 | | | | | 4 | | | | | | | | |
| 9 | 37002 | Rivet - Niete Remache - Rivet Rivetto - | 32 | 32 | 32 | 32 | | | 32 | | | | | 32 | | | | | | | | |
| 10 | 189199 | Galet de chaîne, complet - Kompletter kettenrolle Rodillo de cadena completo - Complete chain roller Rullo catena, completo - | 2 | 2 | 2 | 2 | | | 2 | | | | | 2 | | | | | | | | |
| 11 | 188821 | Galet de chaîne, nu - Kettenrolle, allein Rodillo de cadena, solo - Chain roller, stripped Rullo catena, nudo - | 2 | 2 | 2 | 2 | | | 2 | | | | | 2 | | | | | | | | |
| 12 | 4945 | Roulement - Lager Rodamiento - Bearing Cuscinetto - | 4 | 4 | 4 | 4 | | | 4 | | | | | 4 | | | | | | | | |

+

Catalogue : 647010

4

MAT TRIPLE (5,40 m)
DREIFACH HUBMAST
MASTIL TRIPLE
TRIPLE MAST
RAMPA TRIPLEX

Qté-Menge-Cant-Qty-Q.ta

5 AB

28

M

| | | | | | | | | | | |
|-----|----|------|----|-------|-------|-----|------|-------|----|-------|
| 1- | M | 26-2 | S3 | E2/E3 | 11- | MC | 70 | PS | S3 | E2/E3 |
| 2- | M | 30-2 | S3 | E2/E3 | 12- | M-X | 30-4 | S3-E3 | | |
| 3- | M | 26-4 | S3 | E2/E3 | 13- | M-X | 50-4 | S3-E3 | | |
| 4- | M | 30-4 | S3 | E2/E3 | 14- | M-X | 70-2 | S3-E3 | | |
| 5- | M | 40-4 | S3 | E2/E3 | 15- | | | | | |
| 6- | M | 50-4 | S3 | E2/E3 | 16- | | | | | |
| 7- | MC | 30 | S3 | E2/E3 | 17- | | | | | |
| 8- | MC | 40 | PS | S3 | E2/E3 | 18- | | | | |
| 9- | MC | 50 | PS | S3 | E2/E3 | 19- | | | | |
| 10- | MC | 60 | PS | S3 | E2/E3 | 20- | | | | |

| Rep Hinw Fig Item Rif | Numéro Teil-Nr Numero Part-Nr Part-Nr | Désignation Bezeichnung Descripcion Description Descrizione | 1 | 2 | 3 | 4 | 5 | 6 | 7 | 8 | 9 | 10 | 11 | 12 | 13 | 14 | 15 | 16 | 17 | 18 | 19 | 20 | |
|-----------------------------------|---|---|---|---|---|---|---|---|---|---|---|----|----|----|----|----|----|----|----|----|----|----|--|
| 35 | 161253 | Axe + 2 goupilles Eje + 2 pasadors Perno + 2 spina - Bolzen + 2 stift - Pin + 2 cotter pin - | 4 | 4 | 4 | 4 | | | 4 | | | | | 4 | | | | | | | | | |
| 36 | 221161 | Chape de chaîne Abrazadera de cadena Forchetta di catena - Kettenhalterung - Chain anchor - | 2 | 2 | 2 | 2 | | | 2 | | | | | 2 | | | | | | | | | |
| 37 | 13391 | Tendeur de chaîne Tensor de cadena Tenditore catena - Kettenspanner - Chain tightener - | 2 | 2 | 2 | 2 | | | 2 | | | | | 2 | | | | | | | | | |
| 38 | 60739 | Broche Brocha Barra - Spindel - Spindle - | 2 | 2 | 2 | 2 | | | 2 | | | | | 2 | | | | | | | | | |
| 39 | 221038 | Tablier porte fourches, nu (Longueur 1320 mm) Gabelträger, allein (Länge 1320 mm) Tablero portahorquillas, solo (Longitud 1320 mm) Forks carrier, stripped (Length 1320 mm) Portaforche, nudo (Lunghezza 1320 mm) | 1 | | 1 | | | | | | | | | | | | | | | | | | |
| 40 | 221039 | Tablier porte fourches, nu (Longueur 1320 mm) Gabelträger, allein (Länge 1320 mm) Tablero portahorquillas, solo (Longitud 1320 mm) Forks carrier, stripped (Length 1320 mm) Portaforche, nudo (Lunghezza 1320 mm) | | 1 | | 1 | | | 1 | | | | | 1 | | | | | | | | | |
| 41 | 221045 | Tablier porte fourches, nu (Longueur 1750 mm) Gabelträger, allein (Länge 1750 mm) Tablero portahorquillas, solo (Longitud 1750 mm) Forks carrier, stripped (Length 1750 mm) Portaforche, nudo (Lunghezza 1750 mm) | 1 | | 1 | | | | | | | | | | | | | | | | | | |
| 42 | 221046 | Tablier porte fourches, nu (Longueur 1750 mm) Gabelträger, allein (Länge 1750 mm) Tablero portahorquillas, solo (Longitud 1750 mm) Forks carrier, stripped (Length 1750 mm) Portaforche, nudo (Lunghezza 1750 mm) | | 1 | | 1 | | | 1 | | | | | 1 | | | | | | | | | |
| 43 | 221048 | Tablier porte fourches, nu (Longueur 2000 mm) Gabelträger, allein (Länge 2000 mm) Tablero portahorquillas, solo (Longitud 2000 mm) Forks carrier, stripped (Length 2000 mm) Portaforche, nudo (Lunghezza 2000 mm) | 1 | | 1 | | | | | | | | | | | | | | | | | | |

+

Catalogue : 647010

5

MAT TRIPLE (5,40 m)
DREIFACH HUBMAST
MASTIL TRIPLE
TRIPLE MAST
RAMPA TRIPLEX

Qté-Menge-Cant-Qty-Q.ta

5 AB

28

M

| | | | | | | | | | | |
|-----|----|------|----|-------|-------|-----|------|-------|----|-------|
| 1- | M | 26-2 | S3 | E2/E3 | 11- | MC | 70 | PS | S3 | E2/E3 |
| 2- | M | 30-2 | S3 | E2/E3 | 12- | M-X | 30-4 | S3-E3 | | |
| 3- | M | 26-4 | S3 | E2/E3 | 13- | M-X | 50-4 | S3-E3 | | |
| 4- | M | 30-4 | S3 | E2/E3 | 14- | M-X | 70-2 | S3-E3 | | |
| 5- | M | 40-4 | S3 | E2/E3 | 15- | | | | | |
| 6- | M | 50-4 | S3 | E2/E3 | 16- | | | | | |
| 7- | MC | 30 | S3 | E2/E3 | 17- | | | | | |
| 8- | MC | 40 | PS | S3 | E2/E3 | 18- | | | | |
| 9- | MC | 50 | PS | S3 | E2/E3 | 19- | | | | |
| 10- | MC | 60 | PS | S3 | E2/E3 | 20- | | | | |

| Rep Hinw Fig Item Rif | Numéro Teil-Nr Numero Part-Nr Part-Nr | Désignation Bezeichnung Descripcion Description Descrizione | 1 | 2 | 3 | 4 | 5 | 6 | 7 | 8 | 9 | 10 | 11 | 12 | 13 | 14 | 15 | 16 | 17 | 18 | 19 | 20 |
|-----------------------------------|---|---|---|---|---|---|---|---|---|---|---|----|----|----|----|----|----|----|----|----|----|----|
| 44 | 221049 | Tablier porte fourches, nu (Longueur 2000 mm) Gabelträger, allein (Länge 2000 mm) Tablero portahorquillas, solo (Longitud 2000 mm) Forks carrier, stripped (Length 2000 mm) Portaforche, nudo (Lunghezza 2000 mm) | | 1 | | 1 | | | 1 | | | | | 1 | | | | | | | | |
| 45 | 51121 | Galet guide avec axe - Führungsrolle mit achse Rodillo guía con eje - Guide roller with axle Rullo guida con perno - | 4 | 4 | 4 | 4 | | | 4 | | | | | 4 | | | | | | | | |
| 46 | 38368 | Pochette de cales - Unterlegblechsatz Juego de calas - Shim kit Kit spessore - | 1 | 1 | 1 | 1 | | | 1 | | | | | 1 | | | | | | | | |
| 47 | 45633 | Vis H,M10- 50-8.8-ZN8/C - Schraube Tornillo - Screw Vite - | 8 | 8 | 8 | 8 | | | 8 | | | | | 8 | | | | | | | | |
| 48 | 42232 | Rondelle W10 ZN - Unterlegscheibe Arandela - Washer Rondella - | 8 | 8 | 8 | 8 | | | 8 | | | | | 8 | | | | | | | | |
| 49 | 7590 | Galet porteur avec axe - Rolle mit achse Rodillo con eje - Roller with axle Rullo con perno - | 4 | 4 | 4 | 4 | | | 4 | | | | | 4 | | | | | | | | |
| 50 | 662 | Rondelle ELAST 30,5x60x3,5ZN - Unterlegscheibe Arandela - Washer Rondella - | 4 | 4 | 4 | 4 | | | 4 | | | | | 4 | | | | | | | | |
| 51 | 58388 | Ecrou Hm, M30 P150 C05 ZN..C - Mutter Tuerca - Nut Dado - | 4 | 4 | 4 | 4 | | | 4 | | | | | 4 | | | | | | | | |
| 52 | 221159 | Manchon - Muffe Manguito - Coupling Manicotto - | 2 | 2 | 2 | 2 | | | 2 | | | | | 2 | | | | | | | | |
| 53 | 663 | Ecrou PAL D 30 P150 - Mutter Tuerca - Nut Dado - | 2 | 2 | 2 | 2 | | | 2 | | | | | 2 | | | | | | | | |

+

Catalogue : 647010

6

MAT TRIPLE (5,40 m)
DREIFACH HUBMAST
MASTIL TRIPLE
TRIPLE MAST
RAMPA TRIPLEX

Qté-Menge-Cant-Qty-Q.ta

5 AB

28

M

| | | | | | | | | | | |
|-----|----|------|----|-------|-------|-----|------|-------|----|-------|
| 1- | M | 26-2 | S3 | E2/E3 | 11- | MC | 70 | PS | S3 | E2/E3 |
| 2- | M | 30-2 | S3 | E2/E3 | 12- | M-X | 30-4 | S3-E3 | | |
| 3- | M | 26-4 | S3 | E2/E3 | 13- | M-X | 50-4 | S3-E3 | | |
| 4- | M | 30-4 | S3 | E2/E3 | 14- | M-X | 70-2 | S3-E3 | | |
| 5- | M | 40-4 | S3 | E2/E3 | 15- | | | | | |
| 6- | M | 50-4 | S3 | E2/E3 | 16- | | | | | |
| 7- | MC | 30 | S3 | E2/E3 | 17- | | | | | |
| 8- | MC | 40 | PS | S3 | E2/E3 | 18- | | | | |
| 9- | MC | 50 | PS | S3 | E2/E3 | 19- | | | | |
| 10- | MC | 60 | PS | S3 | E2/E3 | 20- | | | | |

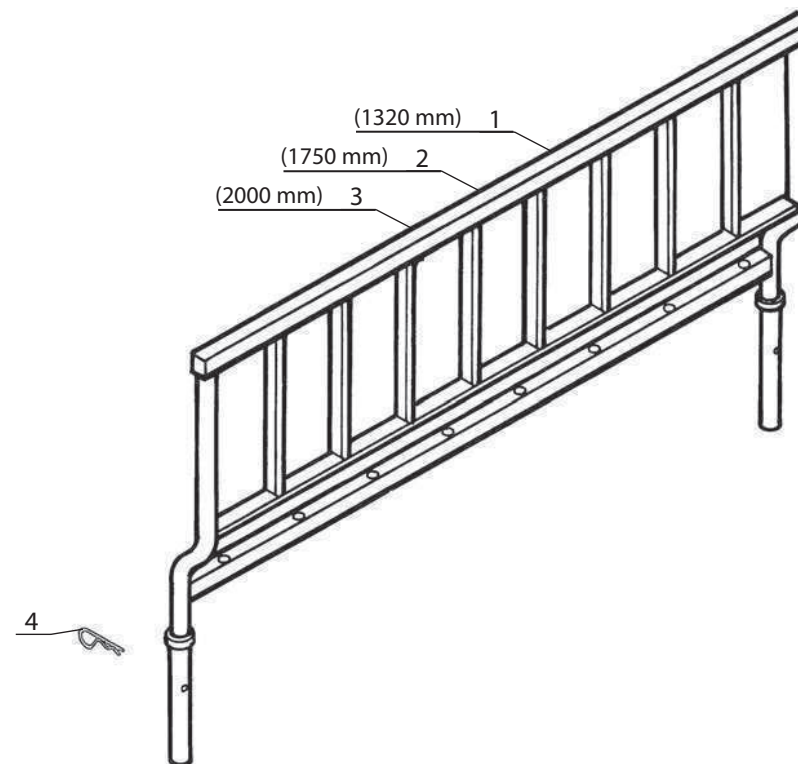
| Rep Hinw Fig Item Rif | Numéro Teil-Nr Numero Part-Nr Part-Nr | Désignation Bezeichnung Descripcion Description Descrizione | 1 | 2 | 3 | 4 | 5 | 6 | 7 | 8 | 9 | 10 | 11 | 12 | 13 | 14 | 15 | 16 | 17 | 18 | 19 | 20 |
|-----------------------------------|---|---|---|---|---|---|---|---|---|---|---|----|----|----|----|----|----|----|----|----|----|----|
| 60 | 19092 | Blocage de fourche (Longueur 1320 mm) Gabelblockierung (Länge 1320 mm) Bloqueo de horquilla (Longitud 1320 mm) Forks locking (Length 1320 mm) Bloccaggio de forca (Lunghezza 1320 mm) | 1 | 1 | 1 | 1 | | | 1 | | | | | 1 | | | | | | | | |
| 61 | 19080 | Blocage de fourche (Longueur 1750 mm) Gabelblockierung (Länge 1750 mm) Bloqueo de horquilla (Longitud 1750 mm) Forks locking (Length 1750 mm) Bloccaggio de forca (Lunghezza 1750 mm) | 1 | 1 | 1 | 1 | | | 1 | | | | | 1 | | | | | | | | |
| 62 | 165529 | Blocage de fourche (Longueur 2000 mm) Gabelblockierung (Länge 2000 mm) Bloqueo de horquilla (Longitud 2000 mm) Forks locking (Length 2000 mm) Bloccaggio de forca (Lunghezza 2000 mm) | 1 | 1 | 1 | 1 | | | 1 | | | | | 1 | | | | | | | | |
| 63 | 178905 | Axe de blocage de fourche - Gabelblockierungachse Eje de bloqueo de horquilla - Forks locking axle Perno di bloccaggio de forca - | 2 | 2 | 2 | 2 | | | 2 | | | | | 2 | | | | | | | | |
| 64 | 58558 | Vis H,M14- 60-8.8-ZN8/C - Schraube Tornillo - Screw Vite - | 2 | 2 | 2 | 2 | | | 2 | | | | | 2 | | | | | | | | |
| 65 | 42256 | Rondelle W14 ZN - Unterlegscheibe Arandela - Washer Rondella - | 2 | 2 | 2 | 2 | | | 2 | | | | | 2 | | | | | | | | |
| 66 | 7955 | Goupille MECA 8 x1,5 x 40 E - Stift Pasador - Pin Spina - | 2 | 2 | 2 | 2 | | | 2 | | | | | 2 | | | | | | | | |
| 67 | 9784 | Goupille "Beta" de 4 - Stift Pasador - Pin Spina - | 2 | 2 | 2 | 2 | | | 2 | | | | | 2 | | | | | | | | |
| 68 | 20029 | Broche - Spindel Brocha - Spindle Barra - | 2 | 2 | 2 | 2 | | | 2 | | | | | 2 | | | | | | | | |
| 69 | 163927 | Axe - Bolzen Eje - Pin Perno - | 2 | 2 | 2 | 2 | | | 2 | | | | | 2 | | | | | | | | |

+

5 AC 11

DOSSERET DE CHARGE
RÜCKLENETRAGLAST
COSTILLA DE CARGA
BACK LOAD REST
SPONDA DI CARICO

M 26-2 S.3 / M30-2 S.3
M 26-4 S.3 / M30-4 S.3
MC 30 S.3 / M-X 30-4 S.3



Catalogue : 647010

1

DOSSERET DE CHARGE
RÜCKLEHNETRAGLAST
COSTILLA DE CARGA
BACK LOAD REST
SPONDA DI CARICO

Qté-Menge-Cant-Qty-Q.ta

5 AC

11

M

| | |
|-----------------------|-----------------------|
| 1- M 26-2 S3 E2/E3 | 11- MC 70 PS S3 E2/E3 |
| 2- M 30-2 S3 E2/E3 | 12- M-X 30-4 S3-E3 |
| 3- M 26-4 S3 E2/E3 | 13- M-X 50-4 S3-E3 |
| 4- M 30-4 S3 E2/E3 | 14- M-X 70-2 S3-E3 |
| 5- M 40-4 S3 E2/E3 | 15- |
| 6- M 50-4 S3 E2/E3 | 16- |
| 7- MC 30 S3 E2/E3 | 17- |
| 8- MC 40 PS S3 E2/E3 | 18- |
| 9- MC 50 PS S3 E2/E3 | 19- |
| 10- MC 60 PS S3 E2/E3 | 20- |

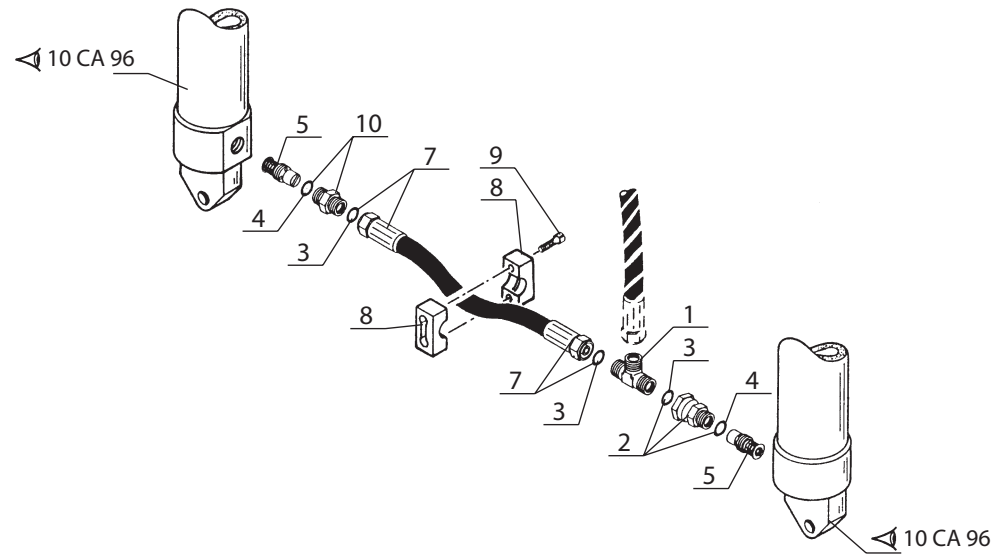
| Rep Hinw Fig Item Rif | Número Teil-Nr Numero Part-Nr Part-Nr | Désignation Bezeichnung Description Descrizione |
|-----------------------------------|---|--|
| 1 | 61401 | Dosseret de charge, nu (1320 mm) Rücklehnmetraglast, allein Costilla de carga, solo - Back load rest, stripped Sponda di carico, nudo - |
| 2 | 61402 | Dosseret de charge, nu (1750 mm) Rücklehnmetraglast, allein Costilla de carga, solo - Back load rest, stripped Sponda di carico, nudo - |
| 3 | 164414 | Dosseret de charge, nu (2000 mm) Rücklehnmetraglast, allein Costilla de carga, solo - Back load rest, stripped Sponda di carico, nudo - |
| 4 | 5966 | Goupille "Béta" de 6 - Stift Pasador - Pin Spina - |

| 1 | 2 | 3 | 4 | 5 | 6 | 7 | 8 | 9 | 10 | 11 | 12 | 13 | 14 | 15 | 16 | 17 | 18 | 19 | 20 |
|---|---|---|---|---|---|---|---|---|----|----|----|----|----|----|----|----|----|----|----|
| 1 | 1 | 1 | 1 | | | 1 | | | | | 1 | | | | | | | | |
| | 1 | 1 | 1 | 1 | | 1 | | | | | 1 | | | | | | | | |
| | 1 | 1 | 1 | 1 | | 1 | | | | | 1 | | | | | | | | |
| | 2 | 2 | 2 | 2 | | 2 | | | | | 2 | | | | | | | | |

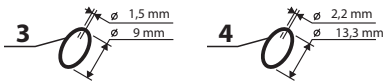
10 AC 53

HYDRAULIQUE (Branchement, vérin d'élévation)
HYDRAULIK (Rohranschluss, hubzylinder)
HIDRAULICO (Derivación, cilindro de elevación)
HYDRAULIC (Branch connection, lifting cylinder)
IDRAULICO (Diramazione, cilindro di sollevamento)

M 26-2 S.3 / M 30-2 S.3
M 26-4 S.3 / M 30-4 S.3
MC 30 S.3 / M-X 30-4 S.3



POUR FLEXIBLE ET RACCORD
FÜR SCHLAUCH UND VERSCHRAUBUNG
PARA FLEXIBLE Y RACOR
FOR HOSE AND CONNECTION
PER FLESSIBILE E RACCORDO



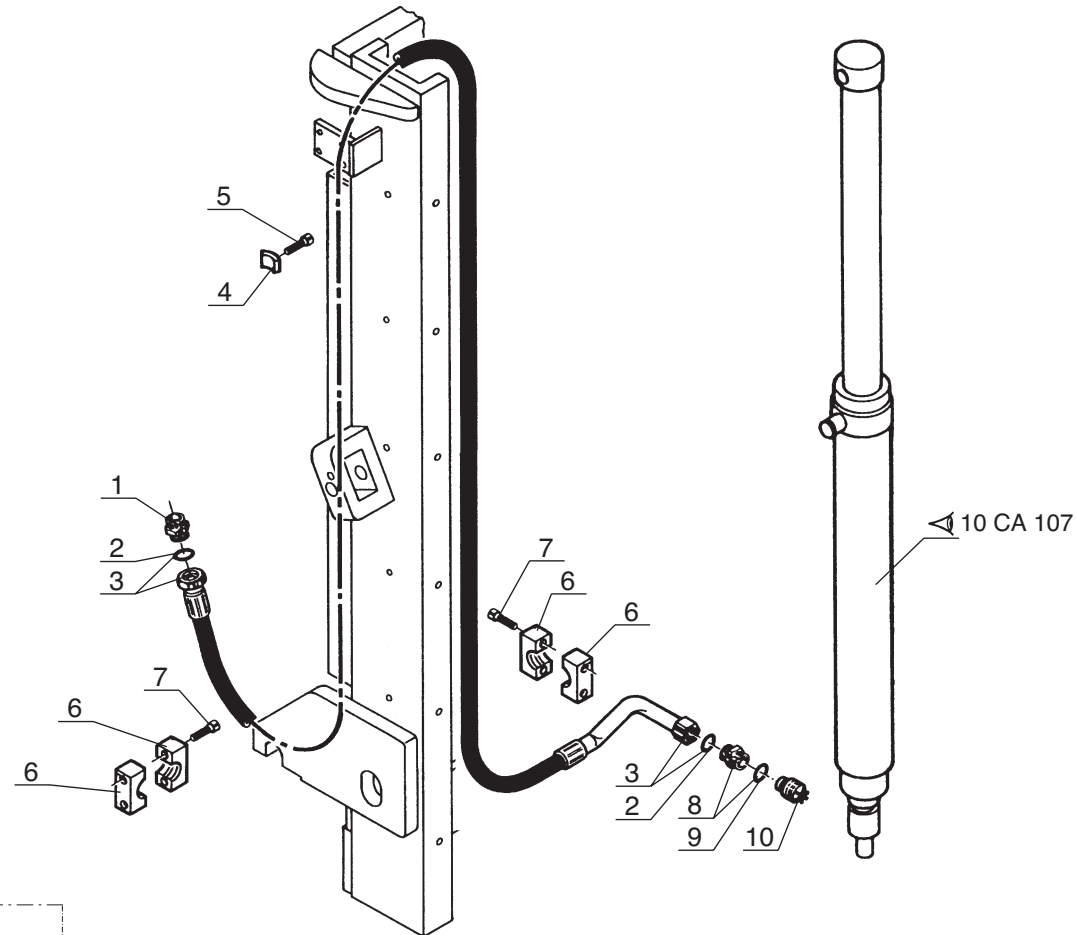
Catalogue : 647010

| 1 | HYDRAULIQUE (Branchement vérin d'élévation) HYDRAULIK (Rohranschluss hubzylinder) HIDRAULICO (Derivación cilindro de elevación) HYDRAULIC (Branch connection lifting cylinder) IDRAULICO (Divamazione cilindro di sollevamento) | | | Qté-Menge-Cant-Qty-Q.ta | | | | | | | | | | 10 AC | | 53 | | M | | | | | |
|----|---|---|---|-------------------------|---|---|---|---|---|---|---|---|----|-------|----|----|----|---|----|----|----|----|----|
| | Rep Hinw Fig Item Rif | Numéro Teil-Nr Numero Part-Nr Part-Nr | Désignation Bezeichnung Description Descrizione | 1 | 2 | 3 | 4 | 5 | 6 | 7 | 8 | 9 | 10 | 11 | 12 | 13 | 14 | | 15 | 16 | 17 | 18 | 19 |
| 1 | 238230 | Raccord Té Réducteur Racor Raccordo | - Verschraubung - Connection - | 1 | 1 | 1 | 1 | | | 1 | | | | | 1 | | | | | | | | |
| 2 | 169091 | Raccord Adapteur Racor Raccordo | - Verschraubung - Connection - | 1 | 1 | 1 | 1 | | | 1 | | | | | 1 | | | | | | | | |
| 3 | 190874 | Joint torique Junta tórica Anello OR | - "0" ring - "0" ring - | X | X | X | X | | | X | | | | | X | | | | | | | | |
| 4 | 169436 | Joint torique Junta tórica Anello OR | - "0" ring - "0" ring - | X | X | X | X | | | X | | | | | X | | | | | | | | |
| 5 | 164075 | Ralentisseur de débit Válvula de restricción Regolatore di flusso | - Druckregler - Flow restrictor - | 2 | 2 | 2 | 2 | | | 2 | | | | | 2 | | | | | | | | |
| 7 | 169321 | Flexible (Lg 550) Flexible Flessibile | - Schlauch - Hose - | 1 | 1 | 1 | 1 | | | 1 | | | | | 1 | | | | | | | | |
| 8 | 168850 | Demi-collier Media abrazadera Fascetta | - Halb-klemme - Half-clamp - | 2 | 2 | 2 | 2 | | | 2 | | | | | 2 | | | | | | | | |
| 9 | 7242 | Vis CHc,M 6- 20 zinguée Tornillo Vite | - Schraube - Screw - | 2 | 2 | 2 | 2 | | | 2 | | | | | 2 | | | | | | | | |
| 10 | 167927 | Raccord Union Racor Raccordo | - Verschraubung - Connection - | 1 | 1 | 1 | 1 | | | 1 | | | | | 1 | | | | | | | | |

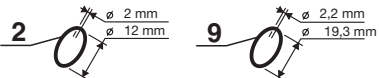
10 AC 51

HYDRAULIQUE (Branchement, vérin d'élévation)
HYDRAULIK (Rohranschluss, Hubzylinder)
HIDRAULICO (Derivación, cilindro de elevación)
HYDRAULIC (Branch connection, lifting cylinder)
IDRAULICO (Diramazione, cilindro di sollevamento)

M 26-2 S.3 / M 26-4 S.3



POUR FLEXIBLE ET RACCORD
FÜR SCHLAUCH UND VERSCHRAUBUNG
PARA FLEXIBLE Y RACOR
FOR HOSE AND CONNECTION
PER FLESSIBILE E RACCORDO



Catalogue : 647010

1

HYDRAULIQUE (Branchement vérin d'élévation)
 HYDRAULIK (Rohranschluss hubzylinder)
 HIDRAULICO (Derivación cilindro de elevación)
 HYDRAULIC (Branch connection lifting cylinder)
 IDRAULICO (Divamazione cilindro di sollevamento)

Qté-Menge-Cant-Qty-Q.ta

10 AC

51

M

1- M 26-2 S3 E2/E3 11- MC 70 PS S3 E2/E3
 2- M 30-2 S3 E2/E3 12- M-X 30-4 S3-E3
 3- M 26-4 S3 E2/E3 13- M-X 50-4 S3-E3
 4- M 30-4 S3 E2/E3 14- M-X 70-2 S3-E3
 5- M 40-4 S3 E2/E3 15-
 6- M 50-4 S3 E2/E3 16-
 7- MC 30 S3 E2/E3 17-
 8- MC 40 PS S3 E2/E3 18-
 9- MC 50 PS S3 E2/E3 19-
 10- MC 60 PS S3 E2/E3 20-

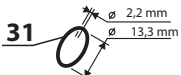
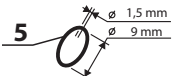
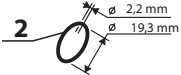
| Rep Hinw Fig Item Rif | Numéro Teil-Nr Numero Part-Nr Part-Nr | Désignation Bezeichnung Descripcion Description Descrizione | 1 | 2 | 3 | 4 | 5 | 6 | 7 | 8 | 9 | 10 | 11 | 12 | 13 | 14 | 15 | 16 | 17 | 18 | 19 | 20 |
|-----------------------------------|---|--|---|---|---|---|---|---|---|---|---|----|----|----|----|----|----|----|----|----|----|----|
| 1 | 238755 | Raccord Racor Raccordo - Verschraubung - Connection - | 1 | | 1 | | | | | | | | | | | | | | | | | |
| 2 | 189956 | Joint torique Junta tórica Anello OR - "0" ring - "0" ring - | X | | X | | | | | | | | | | | | | | | | | |
| 3 | 184262 | Flexible Flexible Flessibile - Schlauch - Hose - | 1 | | 1 | | | | | | | | | | | | | | | | | |
| 4 | 48831 | Bride Flangia Flangia - Brida - Flange - | 2 | | 2 | | | | | | | | | | | | | | | | | |
| 5 | 63754 | Vis H,M 8- 30-8.8-ZN8/C Tornillo Vite - Schraube - Screw - | 2 | | 2 | | | | | | | | | | | | | | | | | |
| 6 | 168489 | Demi-collier Media abrazadera Fascetta - Halb-klemme - Half-clamp - | 4 | | 4 | | | | | | | | | | | | | | | | | |
| 7 | 168706 | Vis CHc,M 6- 30 zinguée Tornillo Vite - Schraube - Screw - | 4 | | 4 | | | | | | | | | | | | | | | | | |
| 8 | 167925 | Raccord Union Racor Raccordo - Verschraubung - Connection - | 1 | | 1 | | | | | | | | | | | | | | | | | |
| 9 | 169373 | Joint torique Junta tórica Anello OR - "0" ring - "0" ring - | X | | X | | | | | | | | | | | | | | | | | |
| 10 | 176280 | Ralentisseur de débit Válvula de restricción Regolatore di flusso - Druckregler - Flow restrictor - | 1 | | 1 | | | | | | | | | | | | | | | | | |

10 AD 52

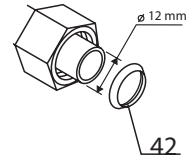
KIT HYDRAULIQUE ACCESSOIRE GAUCHE (Double effet)
 LINK KIT ZUBEHÖR HYDRAULIK (Doppeltwirkend)
 KIT HIDRAULICO ACCESORIO IZQUIERDO (Doble efecto)
 L.H. ATTACHMENT HYDRAULIC KIT (Double-acting)
 KIT IDRAULICO ACCESSORIO SINISTRO (Duplex effetto)

M 26-2 S.3 / M 30-2 S.3
 M 26-4 S.3 / M 30-4 S.3
 MC 30 S.3 / M-X 30-4 S.3

POUR FLEXIBLE ET RACCORD
 FÜR SCHLAUCH UND VERSCHRAUBUNG
 PARA FLEXIBLE Y RACOR
 FOR HOSE AND CONNECTION
 PER FLESSIBILE E RACCORDO



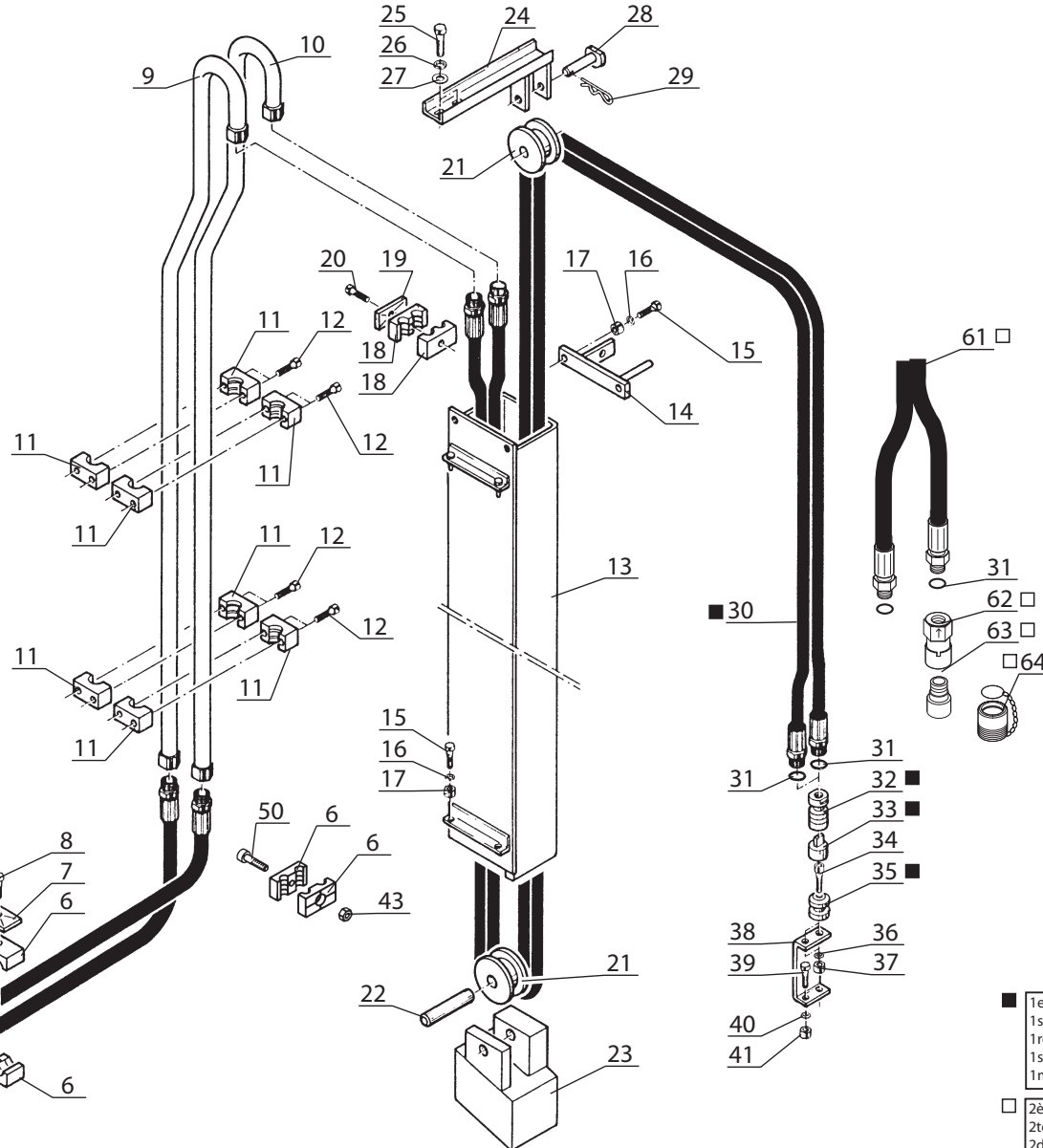
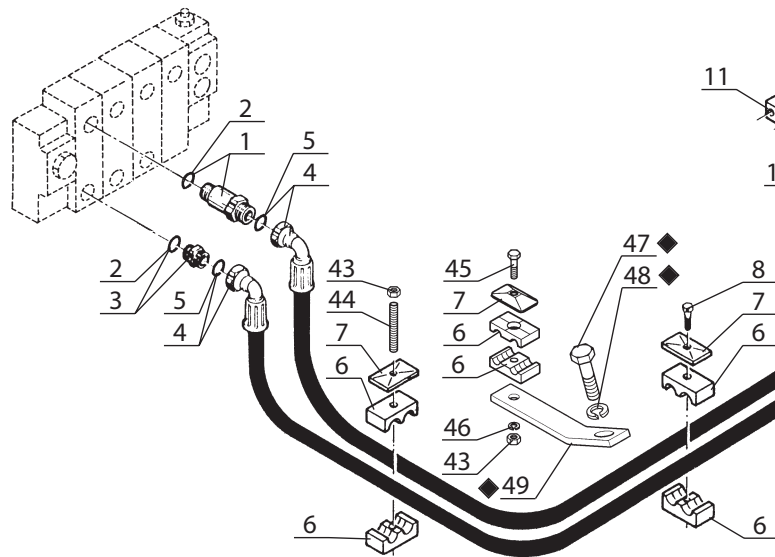
POUR TUBE
 FÜR ROHR - PARA TUBO
 FOR TUBE - PER TUBO



KIT COMPLET, VOIR NOMENCLATURE
 KOMPLETTER KIT, SIEHE STÜCKLISTE
 JUEGO COMPLETO, VER NOMENCLATURA
 COMPLETE KIT, SEE NOMENCLATURE
 KIT COMPLETO, VEDERE NOMENCLATURA

Rep - Hinw - Fig - Item - Sequenza
60

◆ SUIVANT MONTAGE
 NACH MONTAGE
 SEGUN MONTAJE
 AS MOUNTING
 SECONDO MONTAGGIO



■ 1er MONTAGE
 1ste MONTAGE
 1ro MONTAJE
 1st MOUNTING
 1mo MONTAGGIO

□ 2ème MONTAGE
 2te MONTAGE
 2do MONTAJE
 2nd MOUNTING
 2do MONTAGGIO

Catalogue : 647010

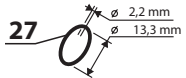
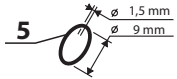
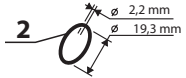
| 1 | HYDRAULIQUE (Branchement vérin d'élévation) HYDRAULIK (Rohranschluss hubzylinder) HIDRAULICO (Derivación cilindro de elevación) HYDRAULIC (Branch connection lifting cylinder) IDRAULICO (Divamazione cilindro di sollevamento) | | | Qté-Menge-Cant-Qty-Q.ta | | | | | | | | | | 10 AC | | 52 | | M | | | | | |
|----|---|---|---|-------------------------|---|---|---|---|---|---|---|---|----|-------|----|----|----|---|----|----|----|----|----|
| | Rep Hinw Fig Item Rif | Numéro Teil-Nr Numero Part-Nr Part-Nr | Désignation Bezeichnung Description Description | 1 | 2 | 3 | 4 | 5 | 6 | 7 | 8 | 9 | 10 | 11 | 12 | 13 | 14 | | 15 | 16 | 17 | 18 | 19 |
| 1 | 238230 | Raccord Té Réducteur Racor Raccordo | - Verschraubung - Connection - | 1 | 1 | 1 | 1 | | | 1 | | | | | 1 | | | | | | | | |
| 2 | 167932 | Raccord Adapteur Racor Raccordo | - Verschraubung - Connection - | 1 | 1 | 1 | 1 | | | 1 | | | | | 1 | | | | | | | | |
| 3 | 190874 | Joint torique Junta tórica Anello OR | - "0" ring - "0" ring - | X | X | X | X | | | X | | | | | X | | | | | | | | |
| 4 | 169373 | Joint torique Junta tórica Anello OR | - "0" ring - "0" ring - | X | X | X | X | | | X | | | | | X | | | | | | | | |
| 5 | 169573 | Ralentisseur de débit Válvula de restricción Regolatore di flusso | - Druckregler - Flow restrictor - | 2 | 2 | 2 | 2 | | | 2 | | | | | 2 | | | | | | | | |
| 7 | 169321 | Flexible (Lg 550) Flexible Flessibile | - Schlauch - Hose - | 1 | 1 | 1 | 1 | | | 1 | | | | | 1 | | | | | | | | |
| 8 | 168850 | Demi-collier Media abrazadera Fascetta | - Halb-klemme - Half-clamp - | 2 | 2 | 2 | 2 | | | 2 | | | | | 2 | | | | | | | | |
| 9 | 7242 | Vis CHc,M 6- 20 zinguée Tornillo Vite | - Schraube - Screw - | 2 | 2 | 2 | 2 | | | 2 | | | | | 2 | | | | | | | | |
| 10 | 173038 | Raccord Union Racor Raccordo | - Verschraubung - Connection - | 1 | 1 | 1 | 1 | | | 1 | | | | | 1 | | | | | | | | |

10 AD 91

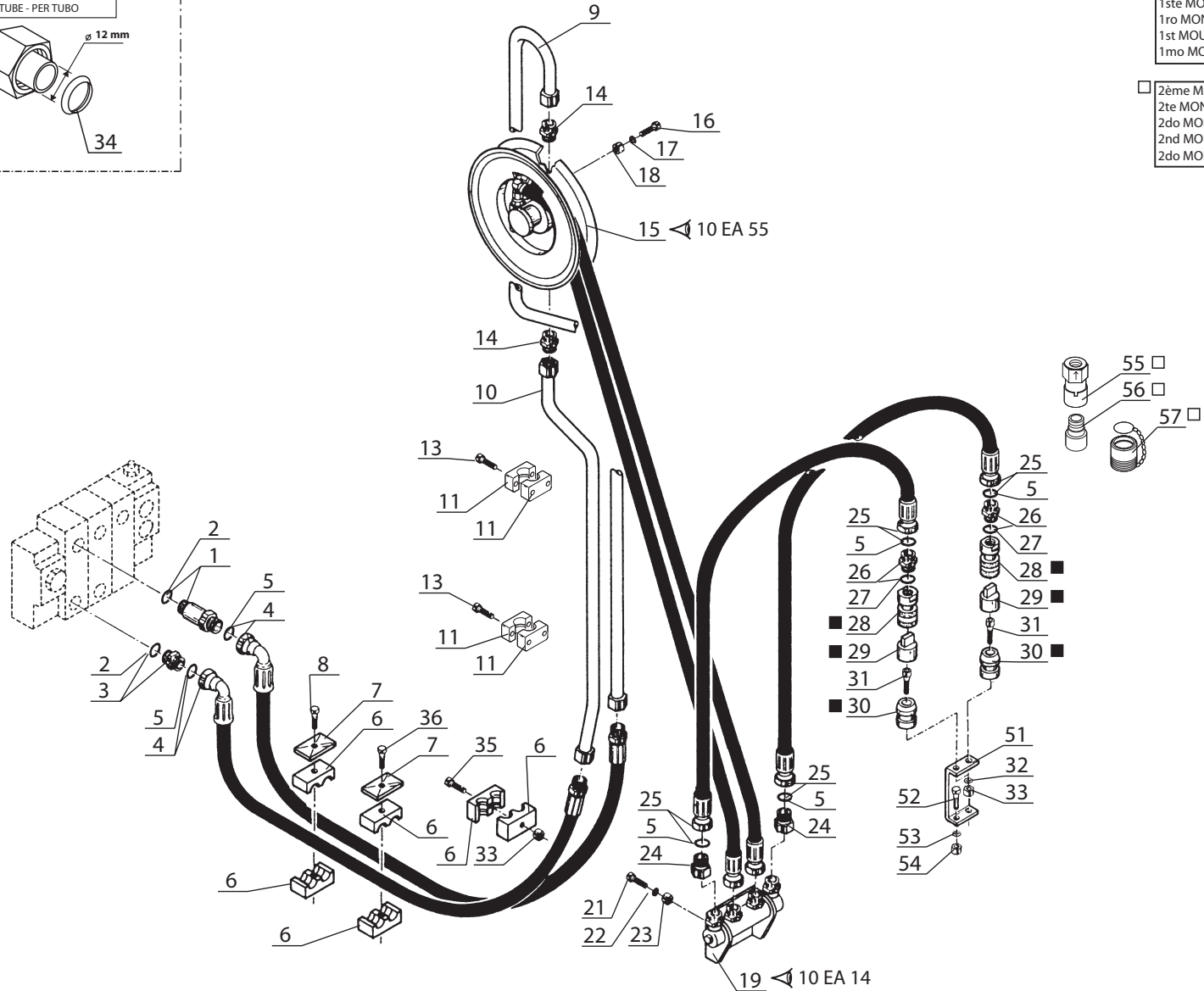
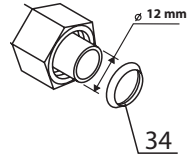
KIT HYDRAULIQUE ACCESSOIRE DROIT (Avec enrouleur)
 RECHT KIT ZUBEHOR HYDRAULIK (Mit spulerin)
 KIT HIDRAULICO ACCESORIO DERECHO (Con enrollor)
 R.H. ATTACHMENT HYDRAULIC KIT (With hose reel)
 KIT IDRAULICO ACCESSORIO DESTRO (Con arrottolatore)

M 26-2 S.3 / M 30-2 S.3
M 26-4 S.3 / M 30-4 S.3
MC 30 S.3 / M-X 30-4 S.3

POUR FLEXIBLE ET RACCORD
 FÜR SCHLAUCH UND VERSCHRAUBUNG
 PARA FLEXIBLE Y RACOR
 FOR HOSE AND CONNECTION
 PER FLESSIBILE E RACCORDO



POUR TUBE
 FÜR ROHR - PARA TUBO
 FOR TUBE - PER TUBO



■ 1er MONTAGE
 1ste MONTAGE
 1ro MONTAJE
 1st MOUNTING
 1mo MONTAGGIO

□ 2ème MONTAGE
 2te MONTAGE
 2do MONTAJE
 2nd MOUNTING
 2do MONTAGGIO

KIT COMPLET, VOIR NOMENCLATURE
 KOMPLETTER KIT, SIEHE STÜCKLISTE
 JUEGO COMPLETO, VER NOMENCLATURA
 COMPLETE KIT, SEE NOMENCLATURE
 KIT COMPLETO, VEDERE NOMENCLATURA

Rep - Hinw - Fig - Item - Sequenza
50

Catalogue : 647010

| 1 | KIT HYDRAULIQUE ACCESSOIRE DROIT (Avec enrouleur) RECHT KIT ZUBEHOR HYDRAULIK (Mit spulerin) KIT HIDRAULICO ACCESORIO DERECHO (Con enrollador) R.H. ATTACHMENT HYDRAULIC KIT (With hose reel) KIT IDRAULICO ACCESSORIO DESTRO (Con arrottolatore) | | | Qté-Menge-Cant-Qty-Q.ta | | | | | | | | | | 10 AD | | 91 | | M | | | | | |
|----|---|--|---|-------------------------|---|---|---|---|---|---|---|---|----|-------|----|----|----|---|----|----|----|----|----|
| | Rep Hinw Fig Item Rif | Numéro Teil-Nr Numero Part-Nr Part-Nr | Désignation Bezeichnung Descripcion Description Descrizione | 1 | 2 | 3 | 4 | 5 | 6 | 7 | 8 | 9 | 10 | 11 | 12 | 13 | 14 | | 15 | 16 | 17 | 18 | 19 |
| 1 | 168906 | Raccord Union Prolongateur Racor Raccordo | - Verschraubung - Connection - | 1 | 1 | 1 | 1 | | | 1 | | | | | 1 | | | | | | | | |
| 2 | 169373 | Joint torique Junta tórica Anello OR | - "0" ring - "0" ring - | X | X | X | X | | | X | | | | | X | | | | | | | | |
| 3 | 173038 | Raccord Union Racor Raccordo | - Verschraubung - Connection - | 1 | 1 | 1 | 1 | | | 1 | | | | | 1 | | | | | | | | |
| 4 | 221293 | Flexible (Lg 2100) Flexible Flessibile | - Schlauch - Hose - | 2 | 2 | 2 | 2 | | | 2 | | | | | 2 | | | | | | | | |
| 5 | 190874 | Joint torique Junta tórica Anello OR | - "0" ring - "0" ring - | X | X | X | X | | | X | | | | | X | | | | | | | | |
| 6 | 217217 | Demi-collier Media abrazadera Fascetta | - Halb-klemme - Half-clamp - | 6 | 6 | 6 | 6 | | | 6 | | | | | 6 | | | | | | | | |
| 7 | 168494 | Plaque de protection Placa de protección Piastra di protezione | - Schutzplatte - Protection plate - | 2 | 2 | 2 | 2 | | | 2 | | | | | 2 | | | | | | | | |
| 8 | 6224 | Vis H,M 8- 40-8.8-ZN8/C Tornillo Vite | - Schraube - Screw - | 1 | 1 | 1 | 1 | | | 1 | | | | | 1 | | | | | | | | |
| 9 | 177161 | Tube Tubo Tubo | - Rohr - Tube - | 1 | 1 | 1 | 1 | | | 1 | | | | | 1 | | | | | | | | |
| 10 | 177159 | Tube Tubo Tubo | - Rohr - Tube - | 1 | 1 | 1 | 1 | | | 1 | | | | | 1 | | | | | | | | |
| 11 | 168746 | Demi-collier Media abrazadera Fascetta | - Halb-klemme - Half-clamp - | 8 | 8 | 8 | 8 | | | 8 | | | | | 8 | | | | | | | | |

+

Catalogue : 647010

2

KIT HYDRAULIQUE ACCESSOIRE DROIT (Avec enrouleur)
 RECHT KIT ZUBEHOR HYDRAULIK (Mit spulerin)
 KIT HIDRAULICO ACCESORIO DERECHO (Con enrollador)
 R.H. ATTACHMENT HYDRAULIC KIT (With hose reel)
 KIT IDRAULICO ACCESSORIO DESTRO (Con arrottolatore)

Qté-Menge-Cant-Qty-Q.ta

10 AD

91

M

| | |
|-----------------------|-----------------------|
| 1- M 26-2 S3 E2/E3 | 11- MC 70 PS S3 E2/E3 |
| 2- M 30-2 S3 E2/E3 | 12- M-X 30-4 S3-E3 |
| 3- M 26-4 S3 E2/E3 | 13- M-X 50-4 S3-E3 |
| 4- M 30-4 S3 E2/E3 | 14- M-X 70-2 S3-E3 |
| 5- M 40-4 S3 E2/E3 | 15- |
| 6- M 50-4 S3 E2/E3 | 16- |
| 7- MC 30 S3 E2/E3 | 17- |
| 8- MC 40 PS S3 E2/E3 | 18- |
| 9- MC 50 PS S3 E2/E3 | 19- |
| 10- MC 60 PS S3 E2/E3 | 20- |

| Rep Hinw Fig Item Rif | Numéro Teil-Nr Numero Part-Nr Part-Nr | Désignation Bezeichnung Descripcion Description Descrizione | | | | | | | | | | | | | | | | | | | | |
|-----------------------------------|---|---|---|---|---|---|---|---|---|---|---|----|----|----|----|----|----|----|----|----|----|----|
| | | | 1 | 2 | 3 | 4 | 5 | 6 | 7 | 8 | 9 | 10 | 11 | 12 | 13 | 14 | 15 | 16 | 17 | 18 | 19 | 20 |
| 13 | 7242 | Vis CHc,M 6- 20 zinguée Tornillo Vite | - Schraube - Screw - | 8 | 8 | 8 | 8 | | | | 8 | | | | | | | 8 | | | | |
| 14 | 170385 | Raccord Union Racor Raccordo | - Verschraubung - Connection - | 2 | 2 | 2 | 2 | | | | 2 | | | | | | | 2 | | | | |
| 15 | 160712 | Enrouleur complet droit Enrollador derecho completo Arrottolatore completo destro | - Kompletter recht spulerin - Complete R.H. hose reel - | 1 | 1 | 1 | 1 | | | | 1 | | | | | | | 1 | | | | |
| 16 | 58535 | Vis H,M10- 40-8.8-ZN8/C Tornillo Vite | - Schraube - Screw - | 4 | 4 | 4 | 4 | | | | 4 | | | | | | | 4 | | | | |
| 17 | 42232 | Rondelle W10 ZN Arandela Rondella | - Unterlegscheibe - Washer - | 4 | 4 | 4 | 4 | | | | 4 | | | | | | | 4 | | | | |
| 18 | 56354 | Ecrou H ,M10 zingué Tuerca Dado | - Mutter - Nut - | 4 | 4 | 4 | 4 | | | | 4 | | | | | | | 4 | | | | |
| 19 | 160714 | Distributeur complet Kompletter kommandosteuerventil Distribuidor completo Distributore completo | - Complete valve bank - | 1 | 1 | 1 | 1 | | | | 1 | | | | | | | 1 | | | | |
| 21 | 5804 | Vis H,M10- 25-8.8-ZN8/C Tornillo Vite | - Schraube - Screw - | 1 | 1 | 1 | 1 | | | | 1 | | | | | | | 1 | | | | |
| 22 | 42232 | Rondelle W10 ZN Arandela Rondella | - Unterlegscheibe - Washer - | 1 | 1 | 1 | 1 | | | | 1 | | | | | | | 1 | | | | |
| 23 | 56354 | Ecrou H ,M10 zingué Tuerca Dado | - Mutter - Nut - | 1 | 1 | 1 | 1 | | | | 1 | | | | | | | 1 | | | | |
| 24 | 176363 | Raccord Union Racor Raccordo | - Verschraubung - Connection - | 2 | 2 | 2 | 2 | | | | 2 | | | | | | | 2 | | | | |

+

Catalogue : 647010

3

KIT HYDRAULIQUE ACCESSOIRE DROIT (Avec enrouleur)
 RECHT KIT ZUBEHOR HYDRAULIK (Mit spulerin)
 KIT HIDRAULICO ACCESORIO DERECHO (Con enrollador)
 R.H. ATTACHMENT HYDRAULIC KIT (With hose reel)
 KIT IDRAULICO ACCESSORIO DESTRO (Con arrottolatore)

Qté-Menge-Cant-Qty-Q.ta

10 AD

91

M

| | | | | | | | | | | |
|-----|----|------|----|-------|-------|-----|------|-------|----|-------|
| 1- | M | 26-2 | S3 | E2/E3 | 11- | MC | 70 | PS | S3 | E2/E3 |
| 2- | M | 30-2 | S3 | E2/E3 | 12- | M-X | 30-4 | S3-E3 | | |
| 3- | M | 26-4 | S3 | E2/E3 | 13- | M-X | 50-4 | S3-E3 | | |
| 4- | M | 30-4 | S3 | E2/E3 | 14- | M-X | 70-2 | S3-E3 | | |
| 5- | M | 40-4 | S3 | E2/E3 | 15- | | | | | |
| 6- | M | 50-4 | S3 | E2/E3 | 16- | | | | | |
| 7- | MC | 30 | S3 | E2/E3 | 17- | | | | | |
| 8- | MC | 40 | PS | S3 | E2/E3 | 18- | | | | |
| 9- | MC | 50 | PS | S3 | E2/E3 | 19- | | | | |
| 10- | MC | 60 | PS | S3 | E2/E3 | 20- | | | | |

| Rep Hinw Fig Item Rif | Numéro Teil-Nr Numero Part-Nr Part-Nr | Désignation Bezeichnung Descripcion Description Descrizione | 1 | 2 | 3 | 4 | 5 | 6 | 7 | 8 | 9 | 10 | 11 | 12 | 13 | 14 | 15 | 16 | 17 | 18 | 19 | 20 |
|-----------------------------------|---|---|---|---|---|---|---|---|---|---|---|----|----|----|----|----|----|----|----|----|----|----|
| 25 | 171739 | Flexible (Lg 600) Flexible Flessibile | - | Schlauch - Hose - | 2 | 2 | 2 | 2 | | 2 | | | | 2 | | | | | | | | |
| 26 | 167927 | Raccord Union Racor Raccordo | - | Verschraubung - Connection - | 2 | 2 | 2 | 2 | | 2 | | | | 2 | | | | | | | | |
| 27 | 169436 | Joint torique Junta tórica Anello OR | - | "0" ring - "0" ring - | X | X | X | X | | X | | | | X | | | | | | | | |
| 28 | 169345 | Raccord rapide femelle Racor rapido hembra Raccordo femina | - | siehe 662272 - Quick female union - | 2 | 2 | 2 | 2 | | 2 | | | | 2 | | | | | | | | |
| 29 | 53310 | Bouchon Tapón Tappo | - | Stopfen - Plug - | 2 | 2 | 2 | 2 | | 2 | | | | 2 | | | | | | | | |
| 30 | 53309 | Embout Tapón Ghiera | - | Stopfen - Plug - | 2 | 2 | 2 | 2 | | 2 | | | | 2 | | | | | | | | |
| 31 | 73208 | Vis CHc,M 8- 20 zinguée Tornillo Vite | - | Schraube - Screw - | 2 | 2 | 2 | 2 | | 2 | | | | 2 | | | | | | | | |
| 32 | 42325 | Rondelle W 8 ZN Arandela Rondella | - | Unterlegscheibe - Washer - | 2 | 2 | 2 | 2 | | 2 | | | | 2 | | | | | | | | |
| 33 | 58528 | Ecrou H ,M 8 ZN Tuerca Dado | - | Mutter - Nut - | 3 | 3 | 3 | 3 | | 3 | | | | 3 | | | | | | | | |
| 34 | 169437 | Joint d'étanchéité Junta de estanqueidad Guarnizione | - | Dichtungsring - Seal - | X | X | X | X | | X | | | | X | | | | | | | | |
| 35 | 73208 | Vis CHc,M 8- 20 zinguée Tornillo Vite | - | Schraube - Screw - | 1 | 1 | 1 | 1 | | 1 | | | | 1 | | | | | | | | |

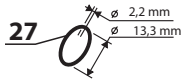
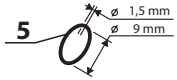
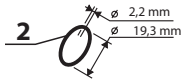
+

10 AD 92

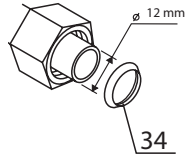
KIT HYDRAULIQUE ACCESSOIRE GAUCHE (Avec enrouleur)
 LINK KIT ZUBEHOR HYDRAULIK (Mit spulerin)
 KIT HIDRAULICO ACCESORIO IZQUIERDO (Con enrollor)
 L.H. ATTACHMENT HYDRAULIC KIT (With hose reel)
 KIT IDRAULICO ACCESSORIO SINISTRO (Con arrottolatore)

M 26-2 S.3 / M 30-2 S.3
M 26-4 S.3 / M 30-4 S.3
MC 30 S.3 / M-X 30-4 S.3

POUR FLEXIBLE ET RACCORD
 FÜR SCHLAUCH UND VERSCHRAUBUNG
 PARA FLEXIBLE Y RACOR
 FOR HOSE AND CONNECTION
 PER FLESSIBILE E RACCORDO



POUR TUBE
 FÜR ROHR - PARA TUBO
 FOR TUBE - PER TUBO

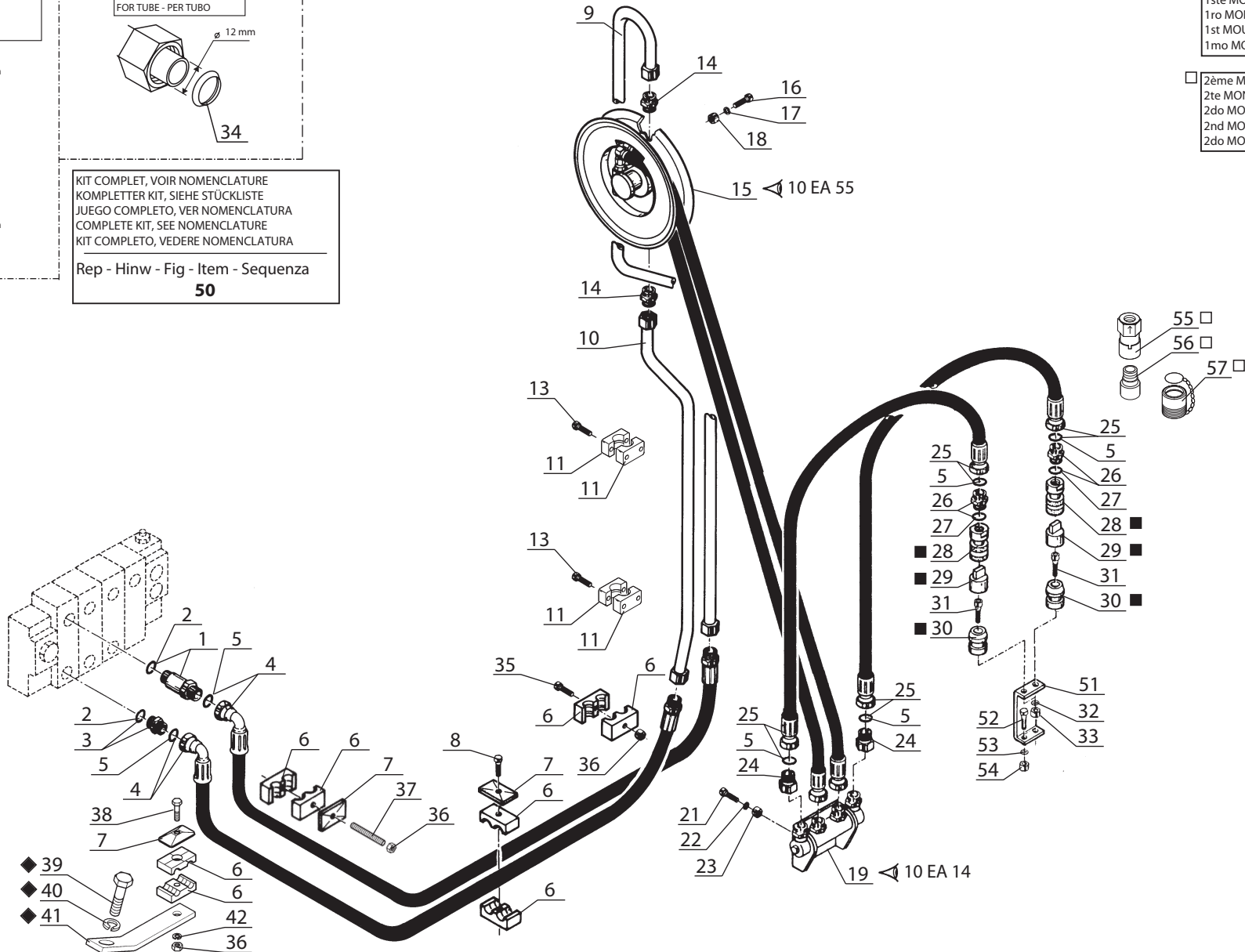


KIT COMPLET, VOIR NOMENCLATURE
 KOMPLETTER KIT, SIEHE STÜCKLISTE
 JUEGO COMPLETO, VER NOMENCLATURA
 COMPLETE KIT, SEE NOMENCLATURE
 KIT COMPLETO, VEDERE NOMENCLATURA

Rep - Hinw - Fig - Item - Sequenza

50

◆ SUIVANT MONTAGE
 NACH MONTAGE
 SEGUN MONTAJE
 AS MOUNTING
 SECONDO MONTAGGIO



■ 1er MONTAGE
 1ste MONTAGE
 1ro MONTAJE
 1st MOUNTING
 1mo MONTAGGIO

□ 2ème MONTAGE
 2te MONTAGE
 2do MONTAJE
 2nd MOUNTING
 2do MONTAGGIO

- ◆ 39
- ◆ 40
- ◆ 41

Catalogue : 647010

2

KIT HYDRAULIQUE ACCESSOIRE GAUCHE (Avec enrouleur)
 LINK KIT ZUBEHOR HYDRAULIK (Mit spulerin)
 KIT HIDRAULICO ACCESORIO IZQUIERDO (Con enrollador)
 L.H. ATTACHMENT HYDRAULIC KIT (With hose reel)
 KIT IDRAULICO ACCESSORIO SINISTRO (Con arrottolatore)

Qté-Menge-Cant-Qty-Q.ta

10 AD

92

M

| | |
|-----------------------|-----------------------|
| 1- M 26-2 S3 E2/E3 | 11- MC 70 PS S3 E2/E3 |
| 2- M 30-2 S3 E2/E3 | 12- M-X 30-4 S3-E3 |
| 3- M 26-4 S3 E2/E3 | 13- M-X 50-4 S3-E3 |
| 4- M 30-4 S3 E2/E3 | 14- M-X 70-2 S3-E3 |
| 5- M 40-4 S3 E2/E3 | 15- |
| 6- M 50-4 S3 E2/E3 | 16- |
| 7- MC 30 S3 E2/E3 | 17- |
| 8- MC 40 PS S3 E2/E3 | 18- |
| 9- MC 50 PS S3 E2/E3 | 19- |
| 10- MC 60 PS S3 E2/E3 | 20- |

| Rep Hinw Fig Item Rif | Numéro Teil-Nr Numero Part-Nr Part-Nr | Désignation Bezeichnung Descripcion Description Descrizione | | | | | | | | | | | | | | | | | | | | |
|-----------------------------------|---|---|---|---|---|---|---|---|---|---|---|----|----|----|----|----|----|----|----|----|----|----|
| | | | 1 | 2 | 3 | 4 | 5 | 6 | 7 | 8 | 9 | 10 | 11 | 12 | 13 | 14 | 15 | 16 | 17 | 18 | 19 | 20 |
| 13 | 7242 | Vis CHc,M 6- 20 zinguée Tornillo Vite - Schraube - Screw - | 8 | 8 | 8 | 8 | | | | 8 | | | | | | | | 8 | | | | |
| 14 | 170385 | Raccord Union Racor Raccordo - Verschraubung - Connection - | 2 | 2 | 2 | 2 | | | | 2 | | | | | | | | 2 | | | | |
| 15 | 160713 | Enrouleur complet Enrollador completo Arrottolatore completo - Kompletter spulerin - Complete hose reel - | 1 | 1 | 1 | 1 | | | | 1 | | | | | | | | 1 | | | | |
| 16 | 58535 | Vis H,M10- 40-8.8-ZN8/C Tornillo Vite - Schraube - Screw - | 4 | 4 | 4 | 4 | | | | 4 | | | | | | | | 4 | | | | |
| 17 | 42232 | Rondelle W10 ZN Arandela Rondella - Unterlegscheibe - Washer - | 4 | 4 | 4 | 4 | | | | 4 | | | | | | | | 4 | | | | |
| 18 | 56354 | Ecrou H ,M10 zingué Tuerca Dado - Mutter - Nut - | 4 | 4 | 4 | 4 | | | | 4 | | | | | | | | 4 | | | | |
| 19 | 160714 | Distributeur complet Kompletter kommandosteuerventil Distribuidor completo Distributore completo - Complete valve bank - | 1 | 1 | 1 | 1 | | | | 1 | | | | | | | | 1 | | | | |
| 21 | 5804 | Vis H,M10- 25-8.8-ZN8/C Tornillo Vite - Schraube - Screw - | 1 | 1 | 1 | 1 | | | | 1 | | | | | | | | 1 | | | | |
| 22 | 42232 | Rondelle W10 ZN Arandela Rondella - Unterlegscheibe - Washer - | 1 | 1 | 1 | 1 | | | | 1 | | | | | | | | 1 | | | | |
| 23 | 56354 | Ecrou H ,M10 zingué Tuerca Dado - Mutter - Nut - | 1 | 1 | 1 | 1 | | | | 1 | | | | | | | | 1 | | | | |
| 24 | 176363 | Raccord Union Racor Raccordo - Verschraubung - Connection - | 2 | 2 | 2 | 2 | | | | 2 | | | | | | | | 2 | | | | |

+

Catalogue : 647010

4

KIT HYDRAULIQUE ACCESSOIRE GAUCHE (Avec enrouleur)
 LINK KIT ZUBEHOR HYDRAULIK (Mit spulerin)
 KIT HIDRAULICO ACCESORIO IZQUIERDO (Con enrollador)
 L.H. ATTACHMENT HYDRAULIC KIT (With hose reel)
 KIT IDRAULICO ACCESSORIO SINISTRO (Con arrottolatore)

Qté-Menge-Cant-Qty-Q.ta

10 AD

92

M

| | | | | | | | | | | |
|-----|----|------|----|-------|-------|-----|------|-------|----|-------|
| 1- | M | 26-2 | S3 | E2/E3 | 11- | MC | 70 | PS | S3 | E2/E3 |
| 2- | M | 30-2 | S3 | E2/E3 | 12- | M-X | 30-4 | S3-E3 | | |
| 3- | M | 26-4 | S3 | E2/E3 | 13- | M-X | 50-4 | S3-E3 | | |
| 4- | M | 30-4 | S3 | E2/E3 | 14- | M-X | 70-2 | S3-E3 | | |
| 5- | M | 40-4 | S3 | E2/E3 | 15- | | | | | |
| 6- | M | 50-4 | S3 | E2/E3 | 16- | | | | | |
| 7- | MC | 30 | S3 | E2/E3 | 17- | | | | | |
| 8- | MC | 40 | PS | S3 | E2/E3 | 18- | | | | |
| 9- | MC | 50 | PS | S3 | E2/E3 | 19- | | | | |
| 10- | MC | 60 | PS | S3 | E2/E3 | 20- | | | | |

| Rep Hinw Fig Item Rif | Numéro Teil-Nr Numero Part-Nr Part-Nr | Désignation Bezeichnung Descripcion Description Descrizione | 1 | 2 | 3 | 4 | 5 | 6 | 7 | 8 | 9 | 10 | 11 | 12 | 13 | 14 | 15 | 16 | 17 | 18 | 19 | 20 | |
|-----------------------------------|---|--|---|---|---|---|---|---|---|---|---|----|----|----|----|----|----|----|----|----|----|----|--|
| 36 | 58528 | Ecrou H ,M 8 ZN Tuerca Dado - Mutter - Nut - | 3 | 3 | 3 | 3 | | | 3 | | | | | 3 | | | | | | | | | |
| 37 | 55475 | Tige filetée M8 (Lg 90) Varilla fileteada Stelo filettato - Schraubenspindel - Screwed spindle - | 1 | 1 | 1 | 1 | | | 1 | | | | | 1 | | | | | | | | | |
| 38 | 58533 | Vis H,M 8- 60-8.8-ZN8/C Tornillo Vite - Schraube - Screw - | 1 | 1 | 1 | 1 | | | 1 | | | | | 1 | | | | | | | | | |
| 39 | 60482 | Vis H,M16- 30-8.8-ZN8/C Tornillo Vite - Schraube - Screw - | 1 | 1 | 1 | 1 | | | 1 | | | | | 1 | | | | | | | | | |
| 40 | 42322 | Rondelle W16 ZN Arandela Rondella - Unterlegscheibe - Washer - | 1 | 1 | 1 | 1 | | | 1 | | | | | 1 | | | | | | | | | |
| 41 | 219813 | Support Soporte Supporto - Träger - Bracket - | 1 | 1 | 1 | 1 | | | 1 | | | | | 1 | | | | | | | | | |
| 42 | 42325 | Rondelle W 8 ZN Arandela Rondella - Unterlegscheibe - Washer - | 1 | 1 | 1 | 1 | | | 1 | | | | | 1 | | | | | | | | | |
| 50 | 221219 | Kit hydraulique accessoire complet Kompletter kit zübehor hydraulik Kit hidraulico accesorio completo Complete attachment hydraulic kit Kit idraulico accesorio completo | 1 | 1 | 1 | 1 | | | 1 | | | | | 1 | | | | | | | | | |
| 51 | 178735 | Support point fixe Soporte Supporto - Träger - Bracket - | 1 | 1 | 1 | 1 | | | 1 | | | | | 1 | | | | | | | | | |
| 52 | 73208 | Vis CHc,M 8- 20 zinguée Tornillo Vite - Schraube - Screw - | 2 | 2 | 2 | 2 | | | 2 | | | | | 2 | | | | | | | | | |
| 53 | 42325 | Rondelle W 8 ZN Arandela Rondella - Unterlegscheibe - Washer - | 2 | 2 | 2 | 2 | | | 2 | | | | | 2 | | | | | | | | | |

+

Catalogue : 647010

5

KIT HYDRAULIQUE ACCESSOIRE GAUCHE (Avec enrouleur)
 LINK KIT ZUBEHOR HYDRAULIK (Mit spulerin)
 KIT HIDRAULICO ACCESORIO IZQUIERDO (Con enrollador)
 L.H. ATTACHMENT HYDRAULIC KIT (With hose reel)
 KIT IDRAULICO ACCESSORIO SINISTRO (Con arrottolatore)

Qté-Menge-Cant-Qty-Q.ta

10 AD

92

M

- | | |
|-----------------------|-----------------------|
| 1- M 26-2 S3 E2/E3 | 11- MC 70 PS S3 E2/E3 |
| 2- M 30-2 S3 E2/E3 | 12- M-X 30-4 S3-E3 |
| 3- M 26-4 S3 E2/E3 | 13- M-X 50-4 S3-E3 |
| 4- M 30-4 S3 E2/E3 | 14- M-X 70-2 S3-E3 |
| 5- M 40-4 S3 E2/E3 | 15- |
| 6- M 50-4 S3 E2/E3 | 16- |
| 7- MC 30 S3 E2/E3 | 17- |
| 8- MC 40 PS S3 E2/E3 | 18- |
| 9- MC 50 PS S3 E2/E3 | 19- |
| 10- MC 60 PS S3 E2/E3 | 20- |

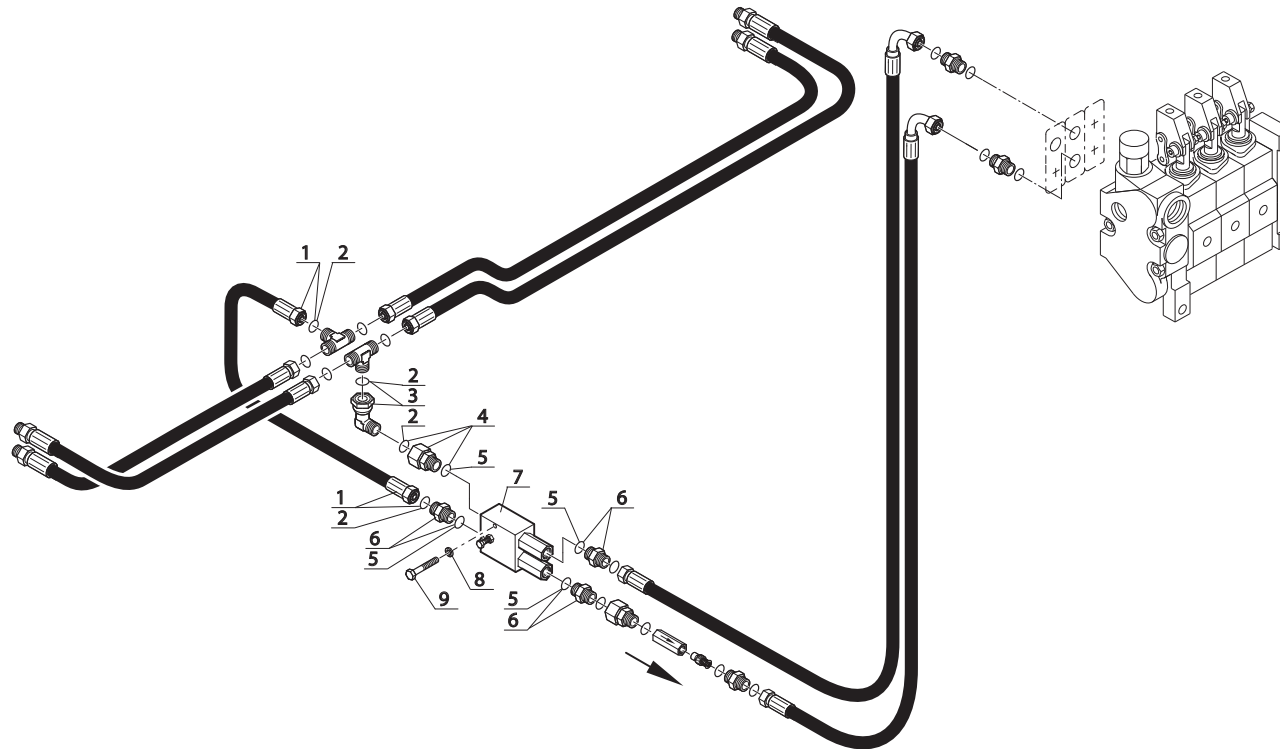
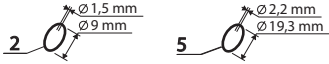
| Rep Hinw Fig Item Rif | Numéro Teil-Nr Numero Part-Nr Part-Nr | Désignation Bezeichnung Descripcion Description Descrizione | Qté-Menge-Cant-Qty-Q.ta | | | | | | | | | | | | | | | | | | | |
|-----------------------------------|---|--|---|---|---|---|---|---|---|---|---|----|----|----|----|----|----|----|----|----|----|----|
| | | | 1 | 2 | 3 | 4 | 5 | 6 | 7 | 8 | 9 | 10 | 11 | 12 | 13 | 14 | 15 | 16 | 17 | 18 | 19 | 20 |
| 54 | 58528 | Ecrou H ,M 8 ZN Tuerca Dado | - Mutter - Nut - | 2 | 2 | 2 | 2 | | | | 2 | | | | | | | 2 | | | | |
| 55 | 192037 | Raccord rapide femelle Racor rapido hembra Raccordo rapido femmina | - Verschraubung weibl. - Quick female union - | 2 | 2 | 2 | 2 | | | | 2 | | | | | | | 2 | | | | |
| 56 | 241199 | Raccord Racor Raccordo | - Verschraubung - Connection - | 2 | 2 | 2 | 2 | | | | 2 | | | | | | | 2 | | | | |
| 57 | 192039 | Bouchon Tapón Tappo | - Stopfen - Plug - | 2 | 2 | 2 | 2 | | | | 2 | | | | | | | 2 | | | | |

10 AF 103

HYDRAULIQUE (Valve d'équilibrage)
HYDRAULIK (Abgleichen ventil)
HIDRAULICO (Válvula de equilibrio)
HYDRAULIC (Balancing valve)
IDRAULICO (Valvola di equilibratura)

M 26-2 S.3 / M 30-2 S.3
M 26-4 S.3 / M 30-4 S.3
MC 30 S.3 / M-X 30-4 S.3

POUR FLEXIBLE ET RACCORD
FÜR SCHLAUCH UND VERSCHRAUBUNG
PARA FLEXIBLE Y RACOR
FOR HOSE AND CONNECTION
PER FLESSIBILE E RACCORDO



Catalogue : 647010

1

HYDRAULIQUE (Valve d'équilibrage)
 HYDRAULIK (Abgleichen ventil)
 HIDRAULICO (Válvula de equilibrado)
 HYDRAULIC (Balancing valve)
 IDRAULICO (Valvola di equilibratura)

Qté-Menge-Cant-Qty-Q.ta

10 AF

103

M

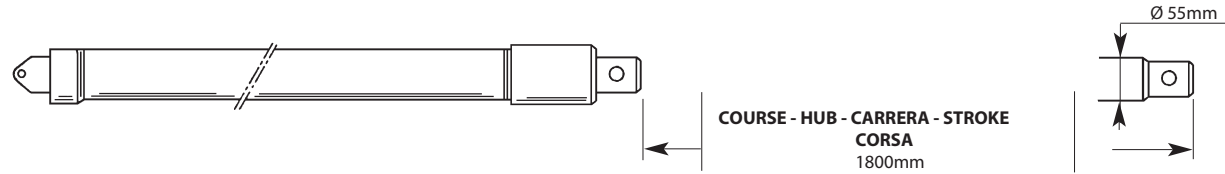
1- M 26-2 S3 E2/E3
 2- M 30-2 S3 E2/E3
 3- M 26-4 S3 E2/E3
 4- M 30-4 S3 E2/E3
 5- M 40-4 S3 E2/E3
 6- M 50-4 S3 E2/E3
 7- MC 30 S3 E2/E3
 8- MC 40 PS S3 E2/E3
 9- MC 50 PS S3 E2/E3
 10- MC 60 PS S3 E2/E3
 11- MC 70 PS S3 E2/E3
 12- M-X 30-4 S3-E3
 13- M-X 50-4 S3-E3
 14- M-X 70-2 S3-E3
 15-
 16-
 17-
 18-
 19-
 20-

| Rep Hinw Fig Item Rif | Numéro Teil-Nr Numero Part-Nr Part-Nr | Désignation Bezeichnung Descripcion Description Descrizione | 1 | 2 | 3 | 4 | 5 | 6 | 7 | 8 | 9 | 10 | 11 | 12 | 13 | 14 | 15 | 16 | 17 | 18 | 19 | 20 | |
|-----------------------------------|---|---|---|---|---|---|---|---|---|---|---|----|----|----|----|----|----|----|----|----|----|----|--|
| 1 | 171109 | Flexible (Lg 350) Flexible Flessibile | - Schlauch - Hose - | 1 | 1 | 1 | 1 | | 1 | | | | | 1 | | | | | | | | | |
| 2 | 190874 | Joint torique Junta tórica Anello OR | - "0" ring - "0" ring - | X | X | X | X | | X | | | | | X | | | | | | | | | |
| 3 | 197233 | Raccord Coudé Adapteur Racor Raccordo | - Verschraubung - Connection - | 1 | 1 | 1 | 1 | | 1 | | | | | 1 | | | | | | | | | |
| 4 | 167932 | Raccord Adapteur Racor Raccordo | - Verschraubung - Connection - | 1 | 1 | 1 | 1 | | 1 | | | | | 1 | | | | | | | | | |
| 5 | 169373 | Joint torique Junta tórica Anello OR | - "0" ring - "0" ring - | X | X | X | X | | X | | | | | X | | | | | | | | | |
| 6 | 173038 | Raccord Union Racor Raccordo | - Verschraubung - Connection - | 3 | 3 | 3 | 3 | | 3 | | | | | 3 | | | | | | | | | |
| 7 | 169311 | Valve d'équilibrage Válvula de equilibrado Valvola di equilibratura | - Abgleichen ventil - Balancing valve - | 1 | 1 | 1 | 1 | | 1 | | | | | 1 | | | | | | | | | |
| 8 | 42316 | Rondelle W 6 ZN Arandela Rondella | - Unterlegscheibe - Washer - | 2 | 2 | 2 | 2 | | 2 | | | | | 2 | | | | | | | | | |
| 9 | 31007 | Vis H,M 6- 50-8.8-ZN5/C Tornillo Vite | - Schraube - Screw - | 2 | 2 | 2 | 2 | | 2 | | | | | 2 | | | | | | | | | |

10 CA 96

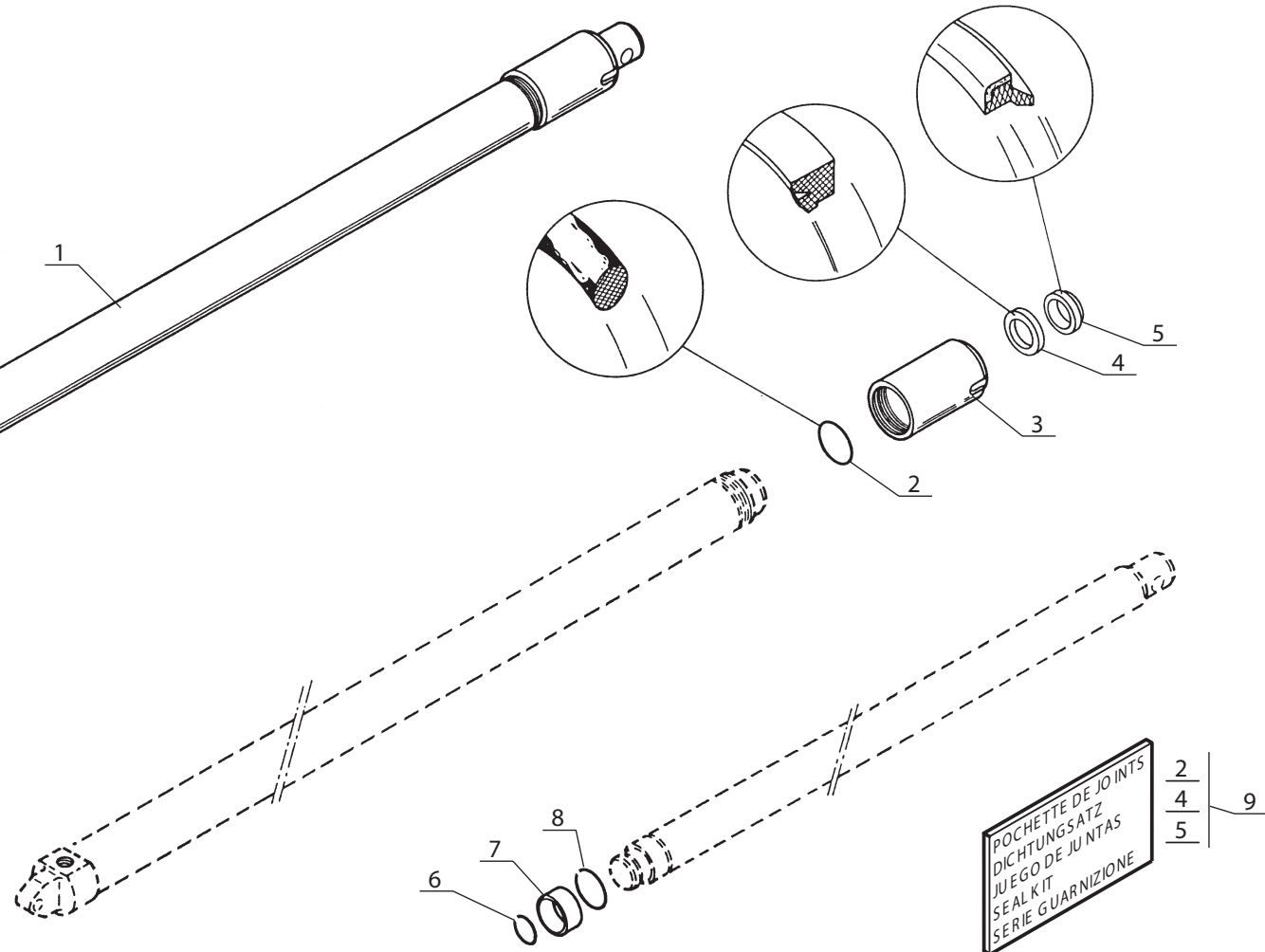
HYDRAULIQUE (Vérin d'élévation)
HYDRAULIK (Hubzylinder)
HIDRAULICO (Cilindro de elevación)
HYDRAULIC (Lifting cylinder)
IDRAULICO (Cilindro di sollevamento)

M 26-2 S.3 / M 30-2 S.3
M 26-4 S.3 / M 30-4 S.3
MC 30 S.3 / M-X 30-4 S.3



NON LIVRÉ AVEC VÉRIN
NICHT GELIEFERT MIT ZYLINDER
NO ENTREGADOS CON CILINDRO
NOT DELIVERED WITH CYLINDER
NO CONSEGNARE CON CILINDRO

220 974



POCHETTE DE JOINTS
DICHTUNGSATZ
JUEGO DE JUNTAS
SEAL KIT
SERIE GUARNIZIONE

2
4
5
9

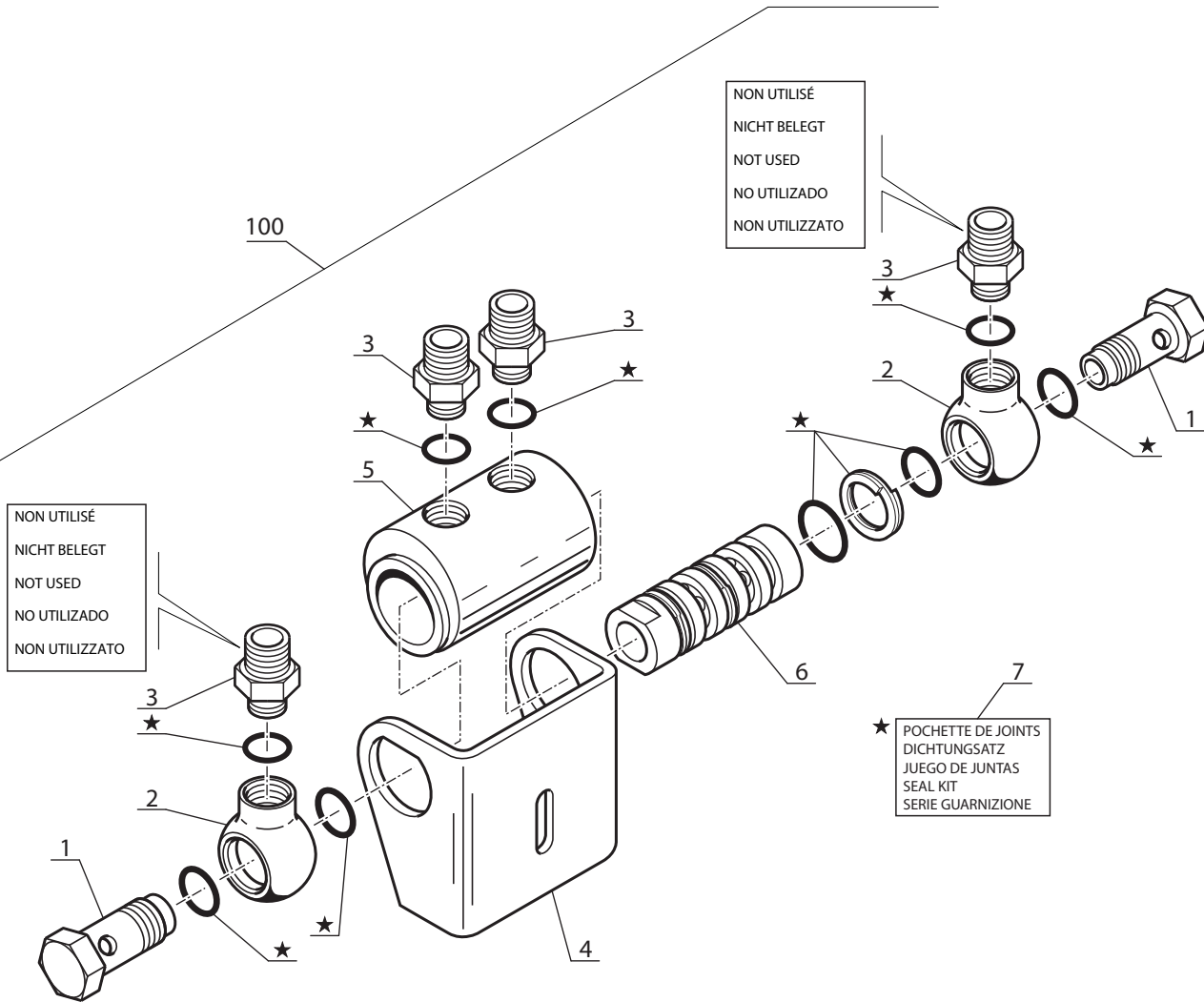
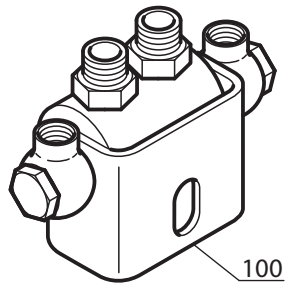
Catalogue : 647010

| 1 | HYDRAULIQUE (Vérin d'élévation) HYDRAULIK (Hubzylinder) HIDRAULICO (Cilindro de elevación) HYDRAULIC (Lifting cylinder) IDRAULICO (Cilindro di sollevamento) | | | Qté-Menge-Cant-Qty-Q.ta | | | | | | | | | | 10 CA | | 96 | | M | | | | | |
|---|--|--|---|-------------------------|---|---|---|---|---|---|---|---|----|-------|----|----|----|---|----|----|----|----|----|
| | Rep Hinw Fig Item Rif | Numéro Teil-Nr Numero Part-Nr Part-Nr | Désignation Bezeichnung Descripcion Description Descrizione | 1 | 2 | 3 | 4 | 5 | 6 | 7 | 8 | 9 | 10 | 11 | 12 | 13 | 14 | | 15 | 16 | 17 | 18 | 19 |
| 1 | 220974 | Vérin d'éléva. D:55mm C:1800mm- Cilindro de elevación Cilindro di sollevamento | Hubzylinder - Lifting cylinder - | 2 | 2 | 2 | 2 | | | 2 | | | | | 2 | | | | | | | | |
| 2 | 161783 | Joint torique Junta tórica Anello OR | - "0" ring - "0" ring - | 1 | 1 | 1 | 1 | | | 1 | | | | | 1 | | | | | | | | |
| 3 | 166353 | Bague de fermeture Anillo de cierre Anello di chiusura | - Schlussring - Fastening ring - | 1 | 1 | 1 | 1 | | | 1 | | | | | 1 | | | | | | | | |
| 4 | 161782 | Joint d'étanchéité Junta de estanqueidad Guarnizióne | - Dichtungsring - Seal - | 1 | 1 | 1 | 1 | | | 1 | | | | | 1 | | | | | | | | |
| 5 | 54429 | Joint d'étanchéité Junta de estanqueidad Guarnizióne | - Dichtungsring - Seal - | 1 | 1 | 1 | 1 | | | 1 | | | | | 1 | | | | | | | | |
| 6 | 166643 | Jonc d'arrêt Anillo de parada Giunto | - Sprengring - Snap ring - | 1 | 1 | 1 | 1 | | | 1 | | | | | 1 | | | | | | | | |
| 7 | 166644 | Piston de vérin Pistón de cilindro Pistone del cilindro | - Zylinderkolben - Cylinder piston - | 1 | 1 | 1 | 1 | | | 1 | | | | | 1 | | | | | | | | |
| 8 | 161784 | Jonc d'arrêt Anillo de parada Giunto | - Sprengring - Snap ring - | 1 | 1 | 1 | 1 | | | 1 | | | | | 1 | | | | | | | | |
| 9 | 161568 | Pochette de joints Juego de juntas Kit guarnizióne | - Dichtungssatz - Seal kit - | 1 | 1 | 1 | 1 | | | 1 | | | | | 1 | | | | | | | | |

10 EA 14

HYDRAULIQUE (Détails)
HYDRAULIK (Einzelteile)
HIDRAULICO (Detalles)
HYDRAULIC (Details)
IDRAULICO (Dettaglio)

M 26-2 S.3 / M 26-4 S.3
M 30-2 S.3 / M 30-4 S.3
M 40-4 S.3 / M 50-4 S.3
MC 40 PS S.3 / MC 50 PS S.3
MC 30 S.3
M-X 30-4 S.3 / M-X 50-4 S.3



NON UTILISÉ
NICHT BELEGT
NOT USED
NO UTILIZADO
NON UTILIZZATO

NON UTILISÉ
NICHT BELEGT
NOT USED
NO UTILIZADO
NON UTILIZZATO

★
POCHETTE DE JOINTS
DICHTUNGSATZ
JUEGO DE JUNTAS
SEAL KIT
SERIE GUARNIZIONE

Catalogue : 647010

| 1 | HYDRAULIQUE (Détails) HYDRAULIK (Einzelteile) HIDRAULICO (Detalles) HYDRAULIC (Details) IDRAULICO (Dettaglio) | | | Qté-Menge-Cant-Qty-Q.ta | | | | | | | | | | 10 EA | | 14 | | M | | | | | |
|-----|---|---|---|-------------------------|---|---|---|---|---|---|---|---|----|-------|-----------------------|----|----|---|----|----|----|----|----|
| | Rep Hinw Fig Item Rif | Numéro Teil-Nr Numero Part-Nr Part-Nr | Désignation Bezeichnung Descripcion Description Descrizione | 1 | 2 | 3 | 4 | 5 | 6 | 7 | 8 | 9 | 10 | 11 | 12 | 13 | 14 | | 15 | 16 | 17 | 18 | 19 |
| | | | | 1- M 26-2 S3 E2/E3 | | | | | | | | | | | 11- MC 70 PS S3 E2/E3 | | | | | | | | |
| | | | | 2- M 30-2 S3 E2/E3 | | | | | | | | | | | 12- M-X 30-4 S3-E3 | | | | | | | | |
| | | | | 3- M 26-4 S3 E2/E3 | | | | | | | | | | | 13- M-X 50-4 S3-E3 | | | | | | | | |
| | | | | 4- M 30-4 S3 E2/E3 | | | | | | | | | | | 14- M-X 70-2 S3-E3 | | | | | | | | |
| | | | | 5- M 40-4 S3 E2/E3 | | | | | | | | | | | 15- | | | | | | | | |
| | | | | 6- M 50-4 S3 E2/E3 | | | | | | | | | | | 16- | | | | | | | | |
| | | | | 7- MC 30 S3 E2/E3 | | | | | | | | | | | 17- | | | | | | | | |
| | | | | 8- MC 40 PS S3 E2/E3 | | | | | | | | | | | 18- | | | | | | | | |
| | | | | 9- MC 50 PS S3 E2/E3 | | | | | | | | | | | 19- | | | | | | | | |
| | | | | 10- MC 60 PS S3 E2/E3 | | | | | | | | | | | 20- | | | | | | | | |
| 1 | 23641 | Vis creuse Tornillo hueco Vite cava | - Hohl schraube - Hollow screw - | 2 | 2 | 2 | 2 | 2 | 2 | 2 | 2 | 2 | | | 2 | 2 | | | | | | | |
| 2 | 23643 | Raccord banjo Racor banjo Raccordo | - Verschraubung - Banjo connection - | 2 | 2 | 2 | 2 | 2 | 2 | 2 | 2 | 2 | | | 2 | 2 | | | | | | | |
| 3 | 160988 | Adapteur 3/8" gaz Adaptador Adattatore | - Verbindung - Adaptor - | 4 | 4 | 4 | 4 | 4 | 4 | 4 | 4 | 4 | | | 4 | 4 | | | | | | | |
| 4 | 23646 | Support Soporte Supporto | - Träger - Bracket - | 1 | 1 | 1 | 1 | 1 | 1 | 1 | 1 | 1 | | | 1 | 1 | | | | | | | |
| 5 | 23647 | Corps de distributeur Cuerpo de distribuidor Camicia distributore | - Kommandosteuerventil Körper - Valve bank body - | 1 | 1 | 1 | 1 | 1 | 1 | 1 | 1 | 1 | | | 1 | 1 | | | | | | | |
| 6 | 23642 | Piston distributeur Pistón distribuidor Pistone distributore | - Kolbenschieber - Piston valve - | 1 | 1 | 1 | 1 | 1 | 1 | 1 | 1 | 1 | | | 1 | 1 | | | | | | | |
| 7 | 23984 | Pochette de joints Juego de juntas Serie guarnizióne | - Dichtungsatz - Seal kit - | 1 | 1 | 1 | 1 | 1 | 1 | 1 | 1 | 1 | | | 1 | 1 | | | | | | | |
| 100 | 160714 | Distributeur complet Kompletter kommandosteuerventil Distribuidor completo Distributore completo | - Complete valve bank - | 1 | 1 | 1 | 1 | 1 | 1 | 1 | 1 | 1 | | | 1 | 1 | | | | | | | |

10 EA 55

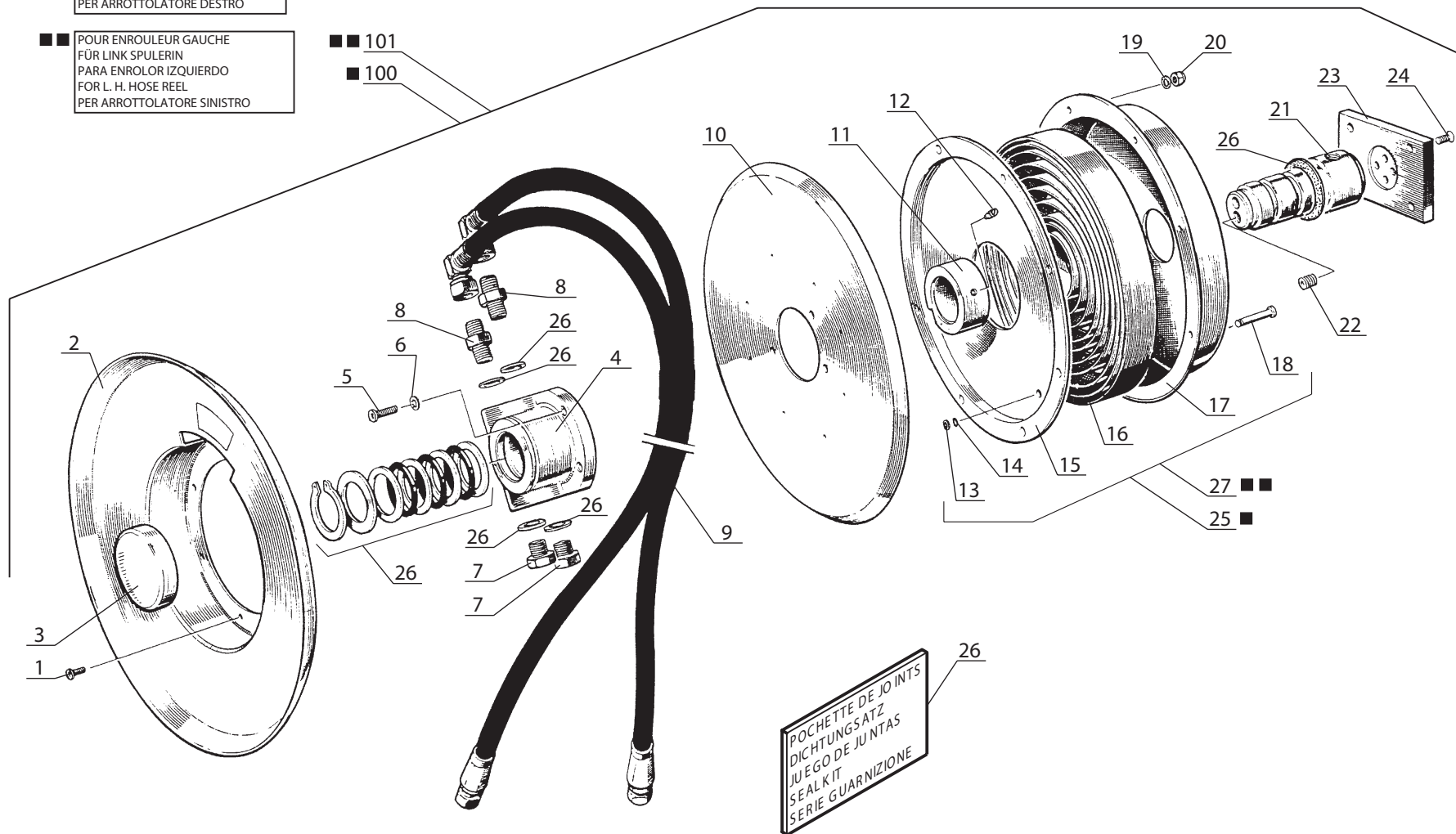
HYDRAULIQUE (Détails)
HYDRAULIK (Einzelteile)
HIDRAULICO (Detalles)
HYDRAULIC (Details)
IDRAULICO (Dettaglio)

M 26-2 S.3 / M 30-2 S.3
M 26-4 S.3 / M 30-4 S.3
MC 30 S.3 / M-X 30-4 S.3

■ POUR ENROULEUR DROIT
FÜR RECHT SPULERIN
PARA ENROLOR DERECHO
FOR R. H. HOSE REEL
PER ARROTTOLATORE DESTRO

■ ■ POUR ENROULEUR GAUCHE
FÜR LINK SPULERIN
PARA ENROLOR IZQUIERDO
FOR L. H. HOSE REEL
PER ARROTTOLATORE SINISTRO

■ ■ 101
■ 100



Catalogue : 647010

2

HYDRAULIQUE (Détails)
 HYDRAULIK (Einzelteile)
 HIDRAULICO (Detalles)
 HYDRAULIC (Details)
 IDRAULICO (Dettaglio)

Qté-Menge-Cant-Qty-Q.ta

10 EA

55

M

1- M 26-2 S3 E2/E3
 2- M 30-2 S3 E2/E3
 3- M 26-4 S3 E2/E3
 4- M 30-4 S3 E2/E3
 5- M 40-4 S3 E2/E3
 6- M 50-4 S3 E2/E3
 7- MC 30 S3 E2/E3
 8- MC 40 PS S3 E2/E3
 9- MC 50 PS S3 E2/E3
 10- MC 60 PS S3 E2/E3
 11- MC 70 PS S3 E2/E3
 12- M-X 30-4 S3-E3
 13- M-X 50-4 S3-E3
 14- M-X 70-2 S3-E3
 15-
 16-
 17-
 18-
 19-
 20-

| Rep Hinw Fig Item Rif | Número Teil-Nr Numero Part-Nr Part-Nr | Désignation Bezeichnung Descripcion Description Descrizione | 1 | 2 | 3 | 4 | 5 | 6 | 7 | 8 | 9 | 10 | 11 | 12 | 13 | 14 | 15 | 16 | 17 | 18 | 19 | 20 | |
|-----------------------------------|---|---|---|---|---|---|---|---|---|---|---|----|----|----|----|----|----|----|----|----|----|----|--|
| 11 | 23621 | Manchon Manguito Manicotto - Muffe - Coupling - | 1 | 1 | 1 | 1 | | | 1 | | | | | 1 | | | | | | | | | |
| 12 | 23622 | Vis d'arrêt Tornillo de retención Vite d'arresto - Klemmschraube - Dog point screw - | 1 | 1 | 1 | 1 | | | 1 | | | | | 1 | | | | | | | | | |
| 13 | 23610 | Circlips Aro retén Anello elastico - Sicherungsring - Circlip - | 1 | 1 | 1 | 1 | | | 1 | | | | | 1 | | | | | | | | | |
| 14 | 23611 | Joint torique Junta tórica Anello OR - "O" ring - "O" ring - | 1 | 1 | 1 | 1 | | | 1 | | | | | 1 | | | | | | | | | |
| 15 | 23623 | Plateau Placa Piatto - Platte - Plate - | 1 | 1 | 1 | 1 | | | 1 | | | | | 1 | | | | | | | | | |
| 16 | 23629 | Ressort à lames Resorte de láminas Molla a lama - Blattfeder - Plates spring - | 1 | 1 | 1 | 1 | | | 1 | | | | | 1 | | | | | | | | | |
| 17 | 23630 | Carter Cárter Carter - Gehäuse - Housing - | 1 | 1 | 1 | 1 | | | 1 | | | | | 1 | | | | | | | | | |
| 18 | 23632 | Axe Eje Perno - Bolzen - Pin - | 1 | 1 | 1 | 1 | | | 1 | | | | | 1 | | | | | | | | | |
| 19 | 29469 | Rondelle M 6 ZN Arandela Rondella - Unterlegscheibe - Washer - | 8 | 8 | 8 | 8 | | | 8 | | | | | 8 | | | | | | | | | |
| 20 | 23634 | Ecrou Tuerca Dado - Mutter - Nut - | 8 | 8 | 8 | 8 | | | 8 | | | | | 8 | | | | | | | | | |
| 21 | 23635 | Arbre Arbol Albero - Welle - Shaft - | 1 | 1 | 1 | 1 | | | 1 | | | | | 1 | | | | | | | | | |

+

Catalogue : 647010

3

HYDRAULIQUE (Détails)
 HYDRAULIK (Einzelteile)
 HIDRAULICO (Detalles)
 HYDRAULIC (Details)
 IDRAULICO (Dettaglio)

Qté-Menge-Cant-Qty-Q.ta

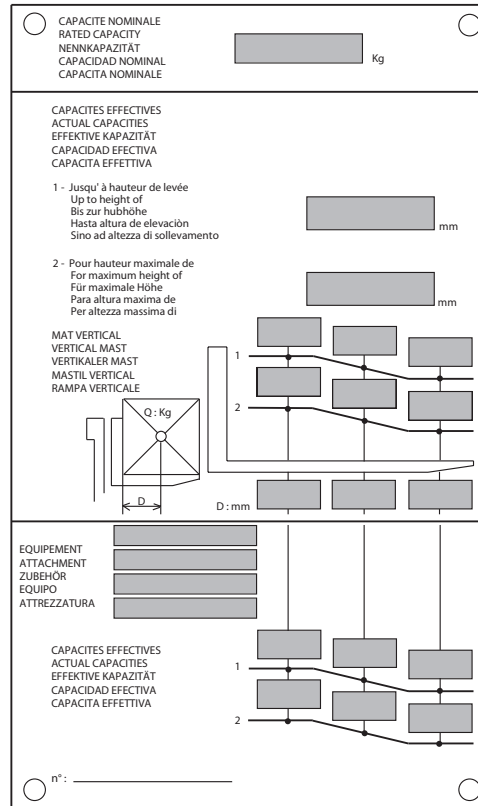
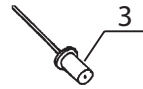
10 EA

55

M

1- M 26-2 S3 E2/E3 11- MC 70 PS S3 E2/E3
 2- M 30-2 S3 E2/E3 12- M-X 30-4 S3-E3
 3- M 26-4 S3 E2/E3 13- M-X 50-4 S3-E3
 4- M 30-4 S3 E2/E3 14- M-X 70-2 S3-E3
 5- M 40-4 S3 E2/E3 15-
 6- M 50-4 S3 E2/E3 16-
 7- MC 30 S3 E2/E3 17-
 8- MC 40 PS S3 E2/E3 18-
 9- MC 50 PS S3 E2/E3 19-
 10- MC 60 PS S3 E2/E3 20-

| Rep Hinw Fig Item Rif | Numéro Teil-Nr Numero Part-Nr Part-Nr | Désignation Bezeichnung Description Descrizione | 1 | 2 | 3 | 4 | 5 | 6 | 7 | 8 | 9 | 10 | 11 | 12 | 13 | 14 | 15 | 16 | 17 | 18 | 19 | 20 | |
|-----------------------------------|---|---|---|---|---|---|---|---|---|---|---|----|----|----|----|----|----|----|----|----|----|----|--|
| 22 | 23636 | Bouchon - Stopfen Tapón - Plug Tappo - | 2 | 2 | 2 | 2 | | | 2 | | | | | 2 | | | | | | | | | |
| 23 | 23637 | Support - Träger Soporte - Bracket Supporto - | 1 | 1 | 1 | 1 | | | 1 | | | | | 1 | | | | | | | | | |
| 24 | 23638 | Vis - Schraube Tornillo - Screw Vite - | 4 | 4 | 4 | 4 | | | 4 | | | | | 4 | | | | | | | | | |
| 25 | 23625 | Ensemble - Ressort à lame + carter (pour enrouleur droit) Blattfeder - Gehäuse - doppelt (für recht spulerin) Conjunto - Resorte de láminas + cárter (para enrollador der Plate spring + Housing - assy (for R.H. hose reel) Insième - Molla a lama + carter (per arrottolatore destro) | 1 | 1 | 1 | 1 | | | 1 | | | | | 1 | | | | | | | | | |
| 26 | 23359 | Pochette de joints - Dichtungssatz Juego de juntas - Seal kit Serie guarnizióne - | 1 | 1 | 1 | 1 | | | 1 | | | | | 1 | | | | | | | | | |
| 27 | 473189 | Ensemble - Ressort à lame + carter Blattfeder - Gehäuse - doppelt Conjunto - Resorte de láminas + cárter Plate spring + Housing - assy Insième - Molla a lama + carter | 1 | 1 | 1 | 1 | | | 1 | | | | | 1 | | | | | | | | | |
| 100 | 160712 | Enrouleur complet droit - Kompletter recht spulerin Enrollador derecho completo - Complete R.H. hose reel Arrottolatore completo destro - | 1 | 1 | 1 | 1 | | | 1 | | | | | 1 | | | | | | | | | |
| 101 | 160713 | Enrouleur complet - Kompletter spulerin Enrollador completo - Complete hose reel Arrottolatore completo - | 1 | 1 | 1 | 1 | | | 1 | | | | | 1 | | | | | | | | | |



1 M26-2 / M26-4

2 MC30

4 M30-2 / M30-4

Catalogue : 647010

1

ABAQUE DE CHARGE
 BELASTUNG TABELLE
 ABACO DE CARGA
 LOAD CHART
 DIAGRAMMA DI CARICO

Qté-Menge-Cant-Qty-Q.ta

12 AA

104

M

- | | |
|-----------------------|-----------------------|
| 1- M 26-2 S3 E2/E3 | 11- MC 70 PS S3 E2/E3 |
| 2- M 30-2 S3 E2/E3 | 12- M-X 30-4 S3-E3 |
| 3- M 26-4 S3 E2/E3 | 13- M-X 50-4 S3-E3 |
| 4- M 30-4 S3 E2/E3 | 14- M-X 70-2 S3-E3 |
| 5- M 40-4 S3 E2/E3 | 15- |
| 6- M 50-4 S3 E2/E3 | 16- |
| 7- MC 30 S3 E2/E3 | 17- |
| 8- MC 40 PS S3 E2/E3 | 18- |
| 9- MC 50 PS S3 E2/E3 | 19- |
| 10- MC 60 PS S3 E2/E3 | 20- |

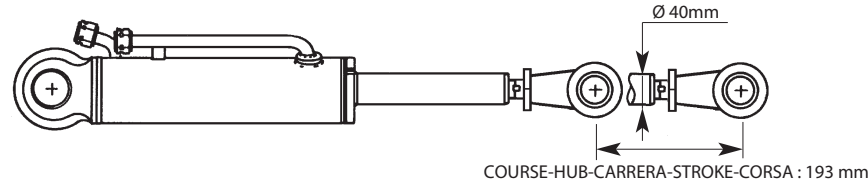
| Rep Hinw Fig Item Rif | Numéro Teil-Nr Numero Part-Nr Part-Nr | Désignation Bezeichnung Descripcion Description Descrizione | | | | | | | | | | | | | | | | | | | | |
|-----------------------------------|---|---|---|---|---|---|---|---|---|---|---|----|----|----|----|----|----|----|----|----|----|----|
| | | | 1 | 2 | 3 | 4 | 5 | 6 | 7 | 8 | 9 | 10 | 11 | 12 | 13 | 14 | 15 | 16 | 17 | 18 | 19 | 20 |
| 1 | 182552 | Abaque CM 26/50 3M60/5M40 - Belastung tabelle Abaco de carga - Load chart Diagramma di carico - | 1 | | 1 | | | | | | | | | | | | | | | | | |
| 2 | 182555 | Abaque CM 30/50 3M60/5M40 - Belastung tabelle Abaco de carga - Load chart Diagramma di carico - | | | | | | | | 1 | | | | | | | | | | | | |
| 3 | 163658 | Rivet Ø 3,2 x 8 - Niete Remache - Rivet Rivetto - | 4 | 4 | 4 | 4 | | | 4 | | | | | 4 | | | | | | | | |
| 4 | 239172 | Abaque M TDL /30/5M40 M - Belastung tabelle Abaco de carga - Load chart Diagramma di carico - | | 1 | | 1 | | | | | | | | 1 | | | | | | | | |

INCLINAISON MAT TRIPLE
DREIFACH HUBMAST NEIGUNG
INCLINACION MASTIL TRIPLE
TRIPLE MAST TILTING
INCLINAZIONE RAMPA TRIPLEX

10 CD 41

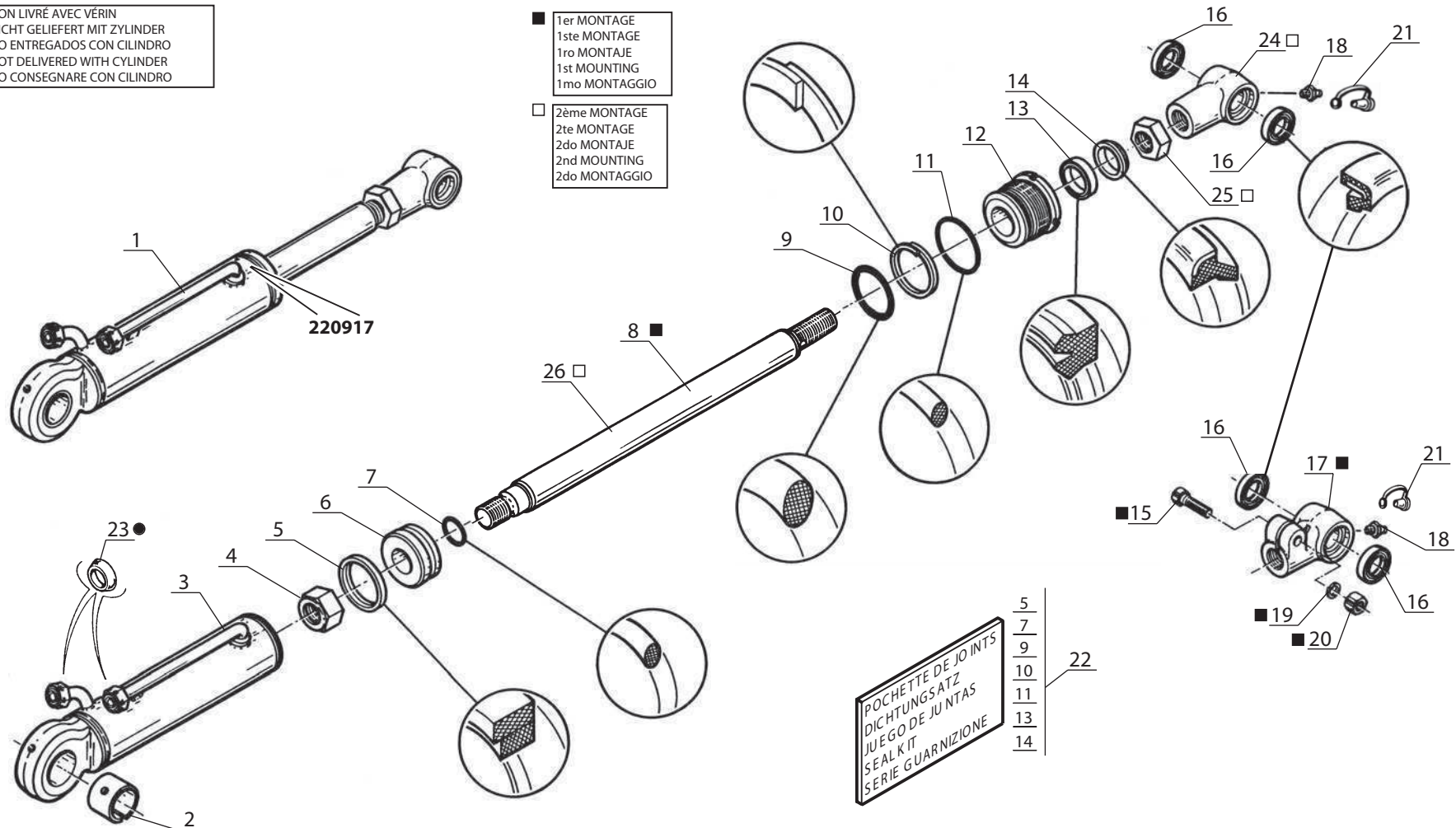
HYDRAULIQUE (Vérin d'inclinaison) (Inclinaison standard 6°/12°)
 HYDRAULIK (Neigungszylinder) (Standard neigung 6°/12°)
 HIDRAULICO (Cilindro de inclinación) (Inclinación estandard 6°/12°)
 HYDRAULIC (Tilting cylinder) (Standard tilting 6°/12°)
 IDRAULICO (Cilindro di inclinazione) (Inclinazione standard 6°/12°)

M 26-2 S.3 / M 30-2 S.3
 M 26-4 S.3 / M 30-4 S.3
 M-X 30-4 S.3



● NON LIVRÉ AVEC VÉRIN
 NICHT GELIEFERT MIT ZYLINDER
 NO ENTREGADOS CON CILINDRO
 NOT DELIVERED WITH CYLINDER
 NO CONSEGNARE CON CILINDRO

- 1er MONTAGE
 1ste MONTAGE
 1ro MONTAJE
 1st MOUNTING
 1mo MONTAGGIO
- 2ème MONTAGE
 2te MONTAGE
 2do MONTAJE
 2nd MOUNTING
 2do MONTAGGIO



POCHETTE DE JOINTS
 DICHTUNGSATZ
 JUEGO DE JUNTAS
 SEAL KIT
 SERIE GUARNIZIONE

5
 7
 9
 10
 11
 13
 14

22

Catalogue : 647010

1

HYDRAULIQUE (Vérin d'inclinaison) (Standard 6°/12°)
 HYDRAULIK (Neigungszylinder) (Standard 6°/12°)
 HIDRAULICO (Cilindro de inclinación) (Estandard 6°/12°)
 HYDRAULIC (Tilting cylinder) (Standard 6°/12°)
 IDRAULICO (Cilindro inclinazione) (standard 6°/12°)

Qté-Menge-Cant-Qty-Q.ta

10 CD

41

M

1- M 26-2 S3 E2/E3 11- MC 70 PS S3 E2/E3
 2- M 30-2 S3 E2/E3 12- M-X 30-4 S3-E3
 3- M 26-4 S3 E2/E3 13- M-X 50-4 S3-E3
 4- M 30-4 S3 E2/E3 14- M-X 70-2 S3-E3
 5- M 40-4 S3 E2/E3 15-
 6- M 50-4 S3 E2/E3 16-
 7- MC 30 S3 E2/E3 17-
 8- MC 40 PS S3 E2/E3 18-
 9- MC 50 PS S3 E2/E3 19-
 10- MC 60 PS S3 E2/E3 20-

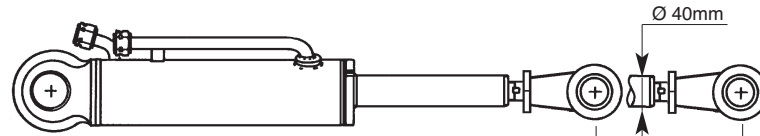
| Rep Hinw Fig Item Rif | Número Teil-Nr Numero Part-Nr Part-Nr | Désignation Bezeichnung Descripcion Description Descrizione | 1 | 2 | 3 | 4 | 5 | 6 | 7 | 8 | 9 | 10 | 11 | 12 | 13 | 14 | 15 | 16 | 17 | 18 | 19 | 20 | |
|-----------------------------------|---|--|---|---|---|---|---|---|---|---|---|----|----|----|----|----|----|----|----|----|----|----|--|
| 1 | 220917 | Vérin inclinai. D:40mm C:194mm- Cilindro de inclinación - Cilindro di inclinazione - | Neigungszylinder - Tilting cylinder - | 2 | 2 | 2 | 2 | | | | | | | 2 | | | | | | | | | |
| 2 | 181246 | Bague Anillo Anello | - Büchse - Bushing - | 1 | 1 | 1 | 1 | | | | | | | 1 | | | | | | | | | |
| 3 | 562138 | Corps de vérin Cuerpo de cilindro Corpo di cilindro | - Zylinder körper - Cylinder body - | 1 | 1 | 1 | 1 | | | | | | | 1 | | | | | | | | | |
| 4 | 165292 | Ecrou FR, M30-200 Tuerca Dado | - Mutter - Nut - | 1 | 1 | 1 | 1 | | | | | | | 1 | | | | | | | | | |
| 5 | 548126 | Joint d'étanchéité Junta de estanqueidad Guarnizióne | - Dichtungsring - Seal - | 1 | 1 | 1 | 1 | | | | | | | 1 | | | | | | | | | |
| 6 | 549246 | Piston de vérin Pistón de cilindro Pistone del cilindro | - Zylinderkolben - Cylinder piston - | 1 | 1 | 1 | 1 | | | | | | | 1 | | | | | | | | | |
| 7 | 172830 | Joint torique Junta tórica Anello OR | - "0" ring - "0" ring - | 1 | 1 | 1 | 1 | | | | | | | 1 | | | | | | | | | |
| 8 | 603308 | Tige de vérin Vástago de cilindro Stelo del cilindro | - Zylinder stange - Cylinder rod - | 1 | 1 | 1 | 1 | | | | | | | 1 | | | | | | | | | |
| 9 | 4040 | Joint torique Junta tórica Anello OR | - "0" ring - "0" ring - | 1 | 1 | 1 | 1 | | | | | | | 1 | | | | | | | | | |
| 10 | 182268 | Joint anti-extrusion Junta antiextrusión Guarnizióne anti estrusione | - Abstützdichtung - Anti-extrusion seal - | 1 | 1 | 1 | 1 | | | | | | | 1 | | | | | | | | | |
| 11 | 161783 | Joint torique Junta tórica Anello OR | - "0" ring - "0" ring - | 1 | 1 | 1 | 1 | | | | | | | 1 | | | | | | | | | |

+

10 CD 42

HYDRAULIQUE (Vérin d'inclinaison) (Inclinaison standard 6°/10°)
 HYDRAULIK (Neigungszylinder) (Standard neigung 6°/10°)
 HIDRAULICO (Cilindro de inclinación) (Inclinación estandar 6°/10°)
 HYDRAULIC (Tilting cylinder) (Standard tilting 6°/10°)
 IDRAULICO (Cilindro di inclinazione) (Inclinazione standard 6°/10°)

MC 30 S.3

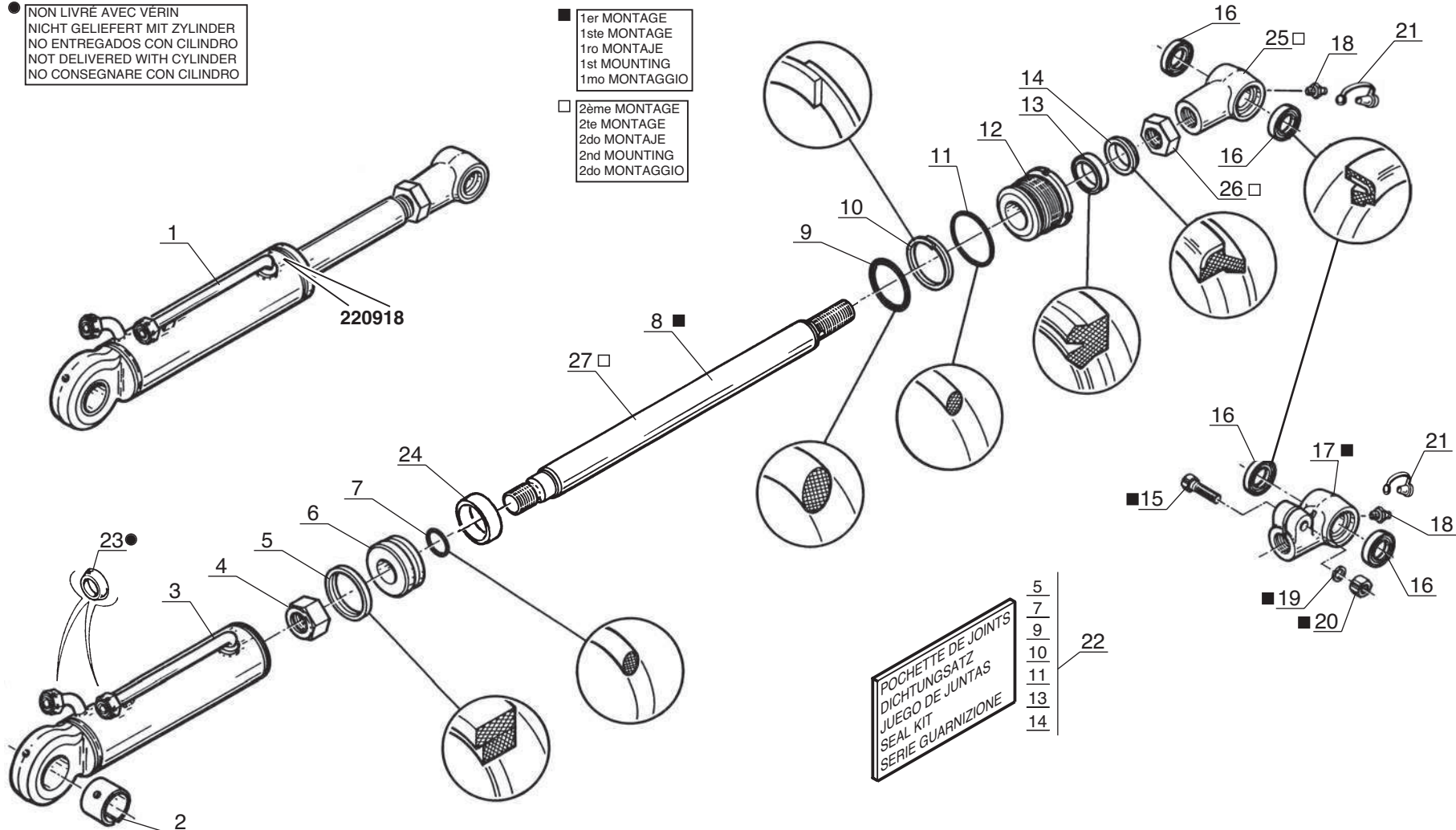


COURSE-HUB-CARRERA-STROKE-CORSA: 174 mm

● NON LIVRÉ AVEC VÉRIN
 NICHT GELIEFERT MIT ZYLINDER
 NO ENTREGADOS CON CILINDRO
 NOT DELIVERED WITH CYLINDER
 NO CONSEGNARE CON CILINDRO

■ 1er MONTAGE
 1ste MONTAGE
 1ro MONTAJE
 1st MOUNTING
 1mo MONTAGGIO

□ 2ème MONTAGE
 2te MONTAGE
 2do MONTAJE
 2nd MOUNTING
 2do MONTAGGIO



POCHETTE DE JOINTS
 DICHTUNGSATZ
 JUEGO DE JUNTAS
 SEAL KIT
 SERIE GUARNIZIONE

- 5
- 7
- 9
- 10
- 11
- 13
- 14

Catalogue : 647010

Qté-Menge-Cant-Qty-Q.ta

10 CD

42

M

1

HYDRAULIQUE (Vérin d'inclinaison) (Standard 6°/10°)
 HYDRAULIK (Neigungszylinder) (Standard 6°/10°)
 HIDRAULICO (Cilindro de inclinación) (Estandard 6°/10°)
 HYDRAULIC (Tilting cylinder) (Standard 6°/10°)
 IDRAULICO (Cilindro inclinazione) (standard 6°/10°)

1- M 26-2 S3 E2/E3 11- MC 70 PS S3 E2/E3
 2- M 30-2 S3 E2/E3 12- M-X 30-4 S3-E3
 3- M 26-4 S3 E2/E3 13- M-X 50-4 S3-E3
 4- M 30-4 S3 E2/E3 14- M-X 70-2 S3-E3
 5- M 40-4 S3 E2/E3 15-
 6- M 50-4 S3 E2/E3 16-
 7- MC 30 S3 E2/E3 17-
 8- MC 40 PS S3 E2/E3 18-
 9- MC 50 PS S3 E2/E3 19-
 10- MC 60 PS S3 E2/E3 20-

| Rep Hinw Fig Item Rif | Número Teil-Nr Numero Part-Nr Part-Nr | Désignation Bezeichnung Descripcion Description Descrizione | 1 | 2 | 3 | 4 | 5 | 6 | 7 | 8 | 9 | 10 | 11 | 12 | 13 | 14 | 15 | 16 | 17 | 18 | 19 | 20 |
|-----------------------------------|---|--|---|---|---|---|---|---|---|---|---|----|----|----|----|----|----|----|----|----|----|----|
| 1 | 220918 | Vérin inclinai. D:40mm C:174mm- Cilindro de inclinación - Cilindro di inclinazione - | | | | | | | 2 | | | | | | | | | | | | | |
| 2 | 181246 | Bague - Anillo - Anello - | | | | | | | 1 | | | | | | | | | | | | | |
| 3 | 562138 | Corps de vérin - Cuerpo de cilindro - Corpo di cilindro - | | | | | | | 1 | | | | | | | | | | | | | |
| 4 | 165292 | Ecrou FR, M30-200 - Tuerca - Dado - | | | | | | | 1 | | | | | | | | | | | | | |
| 5 | 548126 | Joint d'étanchéité - Junta de estanqueidad - Guarnizione - | | | | | | | 1 | | | | | | | | | | | | | |
| 6 | 549246 | Piston de vérin - Pistón de cilindro - Pistone del cilindro - | | | | | | | 1 | | | | | | | | | | | | | |
| 7 | 172830 | Joint torique - Junta tórica - Anello OR - | | | | | | | 1 | | | | | | | | | | | | | |
| 8 | 603308 | Tige de vérin - Vástago de cilindro - Stelo del cilindro - | | | | | | | 1 | | | | | | | | | | | | | |
| 9 | 4040 | Joint torique - Junta tórica - Anello OR - | | | | | | | 1 | | | | | | | | | | | | | |
| 10 | 182268 | Joint anti-extrusion - Junta antiextrusión - Guarnizione anti estrusione - | | | | | | | 1 | | | | | | | | | | | | | |
| 11 | 161783 | Joint torique - Junta tórica - Anello OR - | | | | | | | 1 | | | | | | | | | | | | | |

+

Catalogue : 647010

3

HYDRAULIQUE (Vérin d'inclinaison) (Standard 6°/10°)
 HYDRAULIK (Neigungszylinder) (Standard 6°/10°)
 HIDRAULICO (Cilindro de inclinación) (Estandard 6°/10°)
 HYDRAULIC (Tilting cylinder) (Standard 6°/10°)
 IDRAULICO (Cilindro inclinazione) (standard 6°/10°)

Qté-Menge-Cant-Qty-Q.ta

10 CD

42

M

- | | |
|-----------------------|-----------------------|
| 1- M 26-2 S3 E2/E3 | 11- MC 70 PS S3 E2/E3 |
| 2- M 30-2 S3 E2/E3 | 12- M-X 30-4 S3-E3 |
| 3- M 26-4 S3 E2/E3 | 13- M-X 50-4 S3-E3 |
| 4- M 30-4 S3 E2/E3 | 14- M-X 70-2 S3-E3 |
| 5- M 40-4 S3 E2/E3 | 15- |
| 6- M 50-4 S3 E2/E3 | 16- |
| 7- MC 30 S3 E2/E3 | 17- |
| 8- MC 40 PS S3 E2/E3 | 18- |
| 9- MC 50 PS S3 E2/E3 | 19- |
| 10- MC 60 PS S3 E2/E3 | 20- |

| Rep Hinw Fig Item Rif | Número Teil-Nr Numero Part-Nr Part-Nr | Désignation Bezeichnung Descripcion Description Descrizione |
|-----------------------------------|---|--|
| 23 | 169437 | Joint d'étanchéité Junta de estanqueidad Guarnizione - Dichtungsring - Seal - |
| 24 | 562141 | Entretoise Separador Distanziale - Querstrebe - Spacer - |
| 25 | 588726 | Embout de vérin Cabo de cilindro Ghiera di cilindro - Zylinderkopf - Ram end tube - |
| 26 | 588727 | Ecrou Tuerca Dado - Mutter - Nut - |
| 27 | 562140 | Tige de vérin Vástago de cilindro Stelo del cilindro - Zylinder stange - Cylinder rod - |

| 1 | 2 | 3 | 4 | 5 | 6 | 7 | 8 | 9 | 10 | 11 | 12 | 13 | 14 | 15 | 16 | 17 | 18 | 19 | 20 |
|---|---|---|---|---|---|---|---|---|----|----|----|----|----|----|----|----|----|----|----|
| | | | | | | 2 | | | | | | | | | | | | | |
| | | | | | | 1 | | | | | | | | | | | | | |
| | | | | | | 1 | | | | | | | | | | | | | |
| | | | | | | 1 | | | | | | | | | | | | | |
| | | | | | | 1 | | | | | | | | | | | | | |

**MAT TRIPLE - DREIFACH HUBMAST
MASTIL TRIPLE - TRIPLE MAST
RAMPA TRIPLEX**

(A glissière - Mit gleitbahn - Con guía - With slide face)

6,75 m

Ref : 570 333

M26-2 S3 / M26-4 S3

M30-2 S3 / M30-4 S3 / MC 30 S3 / M-X 30-4 S3

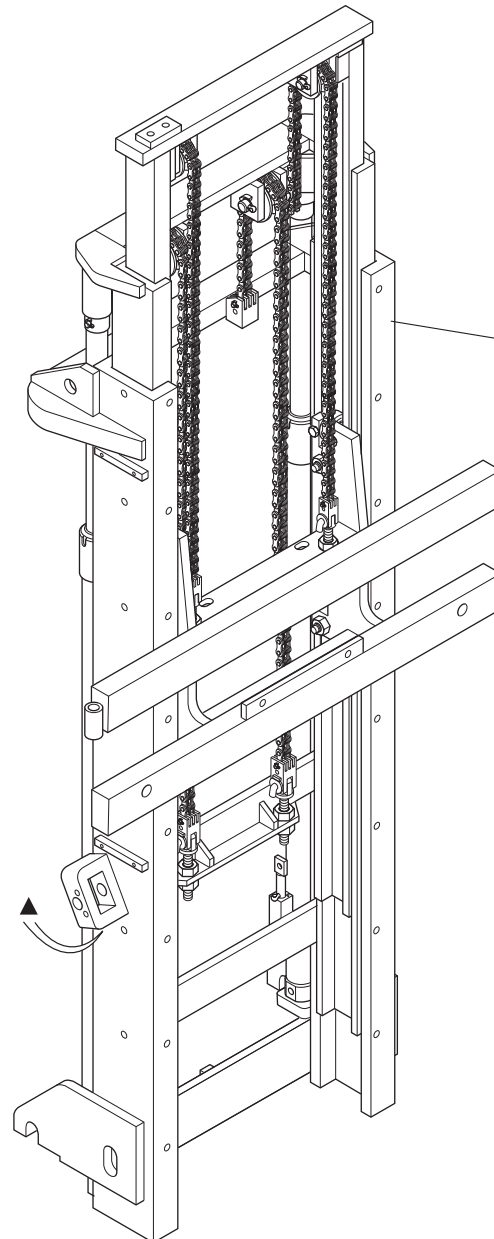
5 AB 50

MAT TRIPLE (Hauteur de levée : 6,75 m)
DREIFACH HUBMAST (Hubhöhe : 6,75 m)
MASTIL TRIPLE (Altura de levantamiento : 6,75 m)
TRIPLE MAST (Lift height : 6,75 m)
RAMPA TRIPLEX (Altezza di sollevamento : 6,75 m)

(Inclinaison standard - Standard neigung - Inclinación estandar - Standard tilting - Inclinazione standard : 6°/12°:M26/30 - 6°/10°:MC 30)

M 26-2 S.3 / M 30-2 S.3
M 26-4 S.3 / M 30-4 S.3
MC 30 S.3 / M-X 30-4 S.3

▲ N° DE MAT A SPECIFIER POUR TOUTE COMMANDE DE PIECES
HUBMAST NUMMER ZUGEBEN FÜR ALLE TEILE
N° DE MASTIS A ESPECIFICAR PARA TODAS PEDIDAS DE PIEZAS
MAST NUMBER TO SPECIFY FOR ALL PARTS ORDER
N° CARRELLO DA SPECIFICARE PER TUTTE GU ORDINI DEL PARTICOLARI



1 ▲ 5 AB 29 - 5 AC 11 - 10 AC 53 - 10 AF 103
10 AD 51 - 10 AD 52 - 10 AD 91 - 10 AD 92
10 CA 96 - 10 EA 14 - 10 EA 55 - 12 AA 104

Catalogue : 647010

1

MAT TRIPLE (6,75 m)
DREIFACH HUBMAST
MASTIL TRIPLE
TRIPLE MAST
RAMPA TRIPLEX

Qté-Menge-Cant-Qty-Q.ta

5 AB

50

M

- | | |
|-----------------------|-----------------------|
| 1- M 26-2 S3 E2/E3 | 11- MC 70 PS S3 E2/E3 |
| 2- M 30-2 S3 E2/E3 | 12- M-X 30-4 S3-E3 |
| 3- M 26-4 S3 E2/E3 | 13- M-X 50-4 S3-E3 |
| 4- M 30-4 S3 E2/E3 | 14- M-X 70-2 S3-E3 |
| 5- M 40-4 S3 E2/E3 | 15- |
| 6- M 50-4 S3 E2/E3 | 16- |
| 7- MC 30 S3 E2/E3 | 17- |
| 8- MC 40 PS S3 E2/E3 | 18- |
| 9- MC 50 PS S3 E2/E3 | 19- |
| 10- MC 60 PS S3 E2/E3 | 20- |

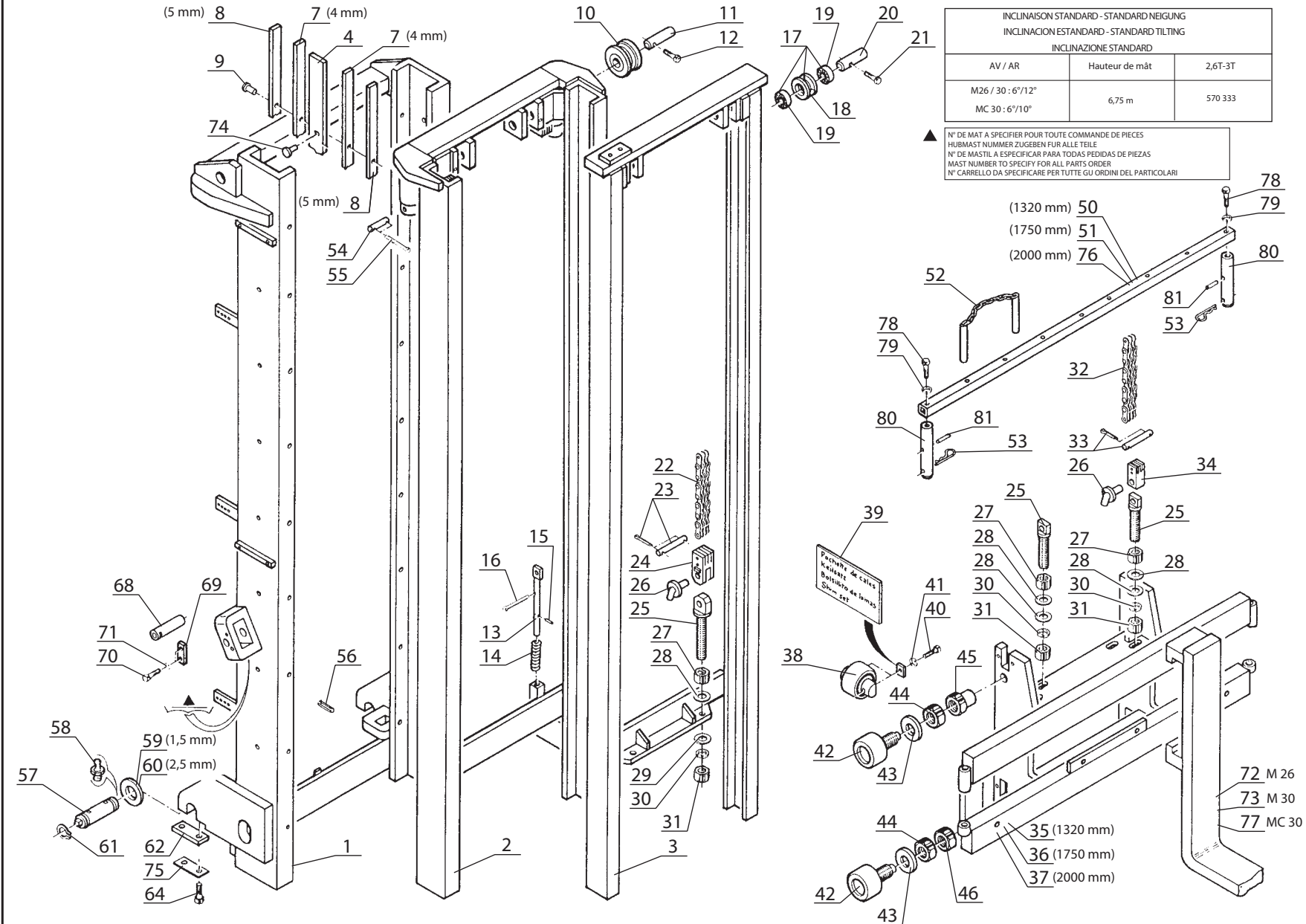
| Rep Hinw Fig Item Rif | Numéro Teil-Nr Numero Part-Nr Part-Nr | Désignation Bezeichnung Descripcion Description Descrizione |
|-----------------------------------|---|---|
| 1 | 570333 | Mât triple (6,75 m) - Dreifach hubmast Mastil triple - Triple mast Rampa triplex - |

| 1 | 2 | 3 | 4 | 5 | 6 | 7 | 8 | 9 | 10 | 11 | 12 | 13 | 14 | 15 | 16 | 17 | 18 | 19 | 20 |
|---|---|---|---|---|---|---|---|---|----|----|----|----|----|----|----|----|----|----|----|
| 1 | 1 | 1 | 1 | | | 1 | | | | | 1 | | | | | | | | |

5 AB 29

MAT TRIPLE (Hauteur de levée : 6,75 m)
 DREIFACH HUBMAST (Hubhöhe : 6,75 m)
 MASTIL TRIPLE (Altura de levantamiento : 6,75 m)
 TRIPLE MAST (Lift height : 6,75 m)
 RAMPA TRIPLEX (Altezza di sollevamento : 6,75 m)

M 26-2 S.3 / M30-2 S.3
M 26-4 S.3 / M30-4 S.3
MC 30 S.3 / M-X 30-4 S.3



| INCLINAISON STANDARD - STANDARD NEIGUNG INCLINACION ESTANDAR - STANDARD TILTING INCLINAZIONE STANDARD | | |
|---|----------------|---------|
| AV / AR | Hauteur de mât | 2,6T-3T |
| M26 / 30 : 6°/12° | 6,75 m | 570 333 |
| MC 30 : 6°/10° | | |

▲ N° DE MAT A SPECIFIER POUR TOUTE COMMANDE DE PIECES
 HUBMAST NUMBER ZUGEBEN FÜR ALLE TEILE
 N° DE MASTIL A ESPECIFICAR PARA TODAS PEDIDAS DE PIEZAS
 MAST NUMBER TO SPECIFY FOR ALL PARTS ORDER
 N° CARRELO DA SPECIFICARE PER TUTTE GLI ORDINI DEL PARTICOLARI

Package de câbles
 Kabelsatz
 Botón de mando
 Shim set

72 M 26
 73 M 30
 77 MC 30

Catalogue : 647010

1

MAT TRIPLE (6,75 m)
DREIFACH HUBMAST
MASTIL TRIPLE
TRIPLE MAST
RAMPA TRIPLEX

Qté-Menge-Cant-Qty-Q.ta

5 AB

29

M

| | | | | | | | | | | |
|-----|----|------|----|-------|-------|-----|------|-------|----|-------|
| 1- | M | 26-2 | S3 | E2/E3 | 11- | MC | 70 | PS | S3 | E2/E3 |
| 2- | M | 30-2 | S3 | E2/E3 | 12- | M-X | 30-4 | S3-E3 | | |
| 3- | M | 26-4 | S3 | E2/E3 | 13- | M-X | 50-4 | S3-E3 | | |
| 4- | M | 30-4 | S3 | E2/E3 | 14- | M-X | 70-2 | S3-E3 | | |
| 5- | M | 40-4 | S3 | E2/E3 | 15- | | | | | |
| 6- | M | 50-4 | S3 | E2/E3 | 16- | | | | | |
| 7- | MC | 30 | S3 | E2/E3 | 17- | | | | | |
| 8- | MC | 40 | PS | S3 | E2/E3 | 18- | | | | |
| 9- | MC | 50 | PS | S3 | E2/E3 | 19- | | | | |
| 10- | MC | 60 | PS | S3 | E2/E3 | 20- | | | | |

| Rep Hinw Fig Item Rif | Numéro Teil-Nr Numero Part-Nr Part-Nr | Désignation Bezeichnung Descripcion Description Descrizione | 1 | 2 | 3 | 4 | 5 | 6 | 7 | 8 | 9 | 10 | 11 | 12 | 13 | 14 | 15 | 16 | 17 | 18 | 19 | 20 | |
|-----------------------------------|---|--|----|----|----|----|---|---|----|---|---|----|----|----|----|----|----|----|----|----|----|----|--|
| 1 | 221029 | Montant fixe (6,75 m) - Aussengerüst Montante fijo - Outer channel Montante fisso - | 1 | 1 | 1 | 1 | | | 1 | | | | | 1 | | | | | | | | | |
| 2 | 221032 | Montant intermédiaire (6,75 m) - Zwischengerüst Montante intermediario - Intermediate channel Montante intermedio - | 1 | 1 | 1 | 1 | | | 1 | | | | | 1 | | | | | | | | | |
| 3 | 221035 | Montant intérieur (6,75 m) - Innengerüst Montante interior - Outer channel Montante interiore - | 1 | 1 | 1 | 1 | | | 1 | | | | | 1 | | | | | | | | | |
| 4 | 31778 | Plaque d'usure (ép. 5 mm lg 2730 mm) Verschleissplatte (dicke 5 mm länge 2730 mm) Placa de desgaste (espesor 5 mm long 2730 mm) Friction lining side (thickness 5 mm length 2730 mm) Piastra du usura (ép. 5 mm lunghezza 2730 mm) | 2 | 2 | 2 | 2 | | | 2 | | | | | 2 | | | | | | | | | |
| 7 | 31968 | Plaque d'usure (ép. 4 mm lg 2730 mm) Verschleissplatte (dicke 4 mm länge 2730 mm) Placa de desgaste (espesor 4 mm long 2730 mm) Friction lining side (thickness 4 mm length 2730 mm) Piastra du usura (ép. 4 mm lunghezza 2730 mm) | 4 | 4 | 4 | 4 | | | 4 | | | | | 4 | | | | | | | | | |
| 8 | 31777 | Plaque d'usure (ép. 5 mm lg 2730 mm) Verschleissplatte (dicke 5 mm länge 2730 mm) Placa de desgaste (espesor 5 mm long 2730 mm) Friction lining side (thickness 5 mm length 2730 mm) Piastra du usura (ép. 5 mm lunghezza 2730 mm) | 4 | 4 | 4 | 4 | | | 4 | | | | | 4 | | | | | | | | | |
| 9 | 37002 | Rivet - Niete Remache - Rivet Rivetto - | 36 | 36 | 36 | 36 | | | 36 | | | | | 36 | | | | | | | | | |
| 10 | 161248 | Galet de chaîne, complet - Kompletter kettenrolle Rodillo de cadena completo - Complete chain roller Rullo catena, completo - | 2 | 2 | 2 | 2 | | | 2 | | | | | 2 | | | | | | | | | |
| 11 | 63152 | Axe de galet - Rollenachse Eje de rodillo - Roller axle Perno rullo - | 2 | 2 | 2 | 2 | | | 2 | | | | | 2 | | | | | | | | | |
| 12 | 60674 | Vis H,M10- 40- 40 zinguée - Schraube Tornillo - Screw Vite - | 2 | 2 | 2 | 2 | | | 2 | | | | | 2 | | | | | | | | | |



Catalogue : 647010

4

MAT TRIPLE (6,75 m)
DREIFACH HUBMAST
MASTIL TRIPLE
TRIPLE MAST
RAMPA TRIPLEX

Qté-Menge-Cant-Qty-Q.ta

5 AB

29

M

| | |
|-----------------------|-----------------------|
| 1- M 26-2 S3 E2/E3 | 11- MC 70 PS S3 E2/E3 |
| 2- M 30-2 S3 E2/E3 | 12- M-X 30-4 S3-E3 |
| 3- M 26-4 S3 E2/E3 | 13- M-X 50-4 S3-E3 |
| 4- M 30-4 S3 E2/E3 | 14- M-X 70-2 S3-E3 |
| 5- M 40-4 S3 E2/E3 | 15- |
| 6- M 50-4 S3 E2/E3 | 16- |
| 7- MC 30 S3 E2/E3 | 17- |
| 8- MC 40 PS S3 E2/E3 | 18- |
| 9- MC 50 PS S3 E2/E3 | 19- |
| 10- MC 60 PS S3 E2/E3 | 20- |

| Rep Hinw Fig Item Rif | Numéro Teil-Nr Numero Part-Nr Part-Nr | Désignation Bezeichnung Descripcion Description Descrizione | 1 | 2 | 3 | 4 | 5 | 6 | 7 | 8 | 9 | 10 | 11 | 12 | 13 | 14 | 15 | 16 | 17 | 18 | 19 | 20 |
|-----------------------------------|---|---|---|---|---|---|---|---|---|---|---|----|----|----|----|----|----|----|----|----|----|----|
| 35 | 221040 | Tablier porte fourches, nu (Longueur 1320 mm) Gabelträger, allein (Länge 1320 mm) Tablero portahorquillas, solo (Longitud 1320 mm) Forks carrier, stripped (Length 1320 mm) Portaforche, nudo (Lunghezza 1320 mm) | 1 | 1 | 1 | 1 | | | 1 | | | | | 1 | | | | | | | | |
| 36 | 221047 | Tablier porte fourches, nu (Longueur 1750 mm) Gabelträger, allein (Länge 1750 mm) Tablero portahorquillas, solo (Longitud 1750 mm) Forks carrier, stripped (Length 1750 mm) Portaforche, nudo (Lunghezza 1750 mm) | 1 | 1 | 1 | 1 | | | 1 | | | | | 1 | | | | | | | | |
| 37 | 221050 | Tablier porte fourches, nu (Longueur 2000 mm) Gabelträger, allein (Länge 2000 mm) Tablero portahorquillas, solo (Longitud 2000 mm) Forks carrier, stripped (Length 2000 mm) Portaforche, nudo (Lunghezza 2000 mm) | 1 | 1 | 1 | 1 | | | 1 | | | | | 1 | | | | | | | | |
| 38 | 51121 | Galet guide avec axe - Führungsrolle mit achse Rodillo guía con eje - Guide roller with axle Rullo guida con perno - | 4 | 4 | 4 | 4 | | | 4 | | | | | 4 | | | | | | | | |
| 39 | 38368 | Pochette de cales - Unterlegblechsatz Juego de calas - Shim kit Kit spessore - | 1 | 1 | 1 | 1 | | | 1 | | | | | 1 | | | | | | | | |
| 40 | 45633 | Vis H,M10- 50-8.8-ZN8/C - Schraube Tornillo - Screw Vite - | 8 | 8 | 8 | 8 | | | 8 | | | | | 8 | | | | | | | | |
| 41 | 42232 | Rondelle W10 ZN - Unterlegscheibe Arandela - Washer Rondella - | 8 | 8 | 8 | 8 | | | 8 | | | | | 8 | | | | | | | | |
| 42 | 7590 | Galet porteur avec axe - Rolle mit achse Rodillo con eje - Roller with axle Rullo con perno - | 4 | 4 | 4 | 4 | | | 4 | | | | | 4 | | | | | | | | |
| 43 | 662 | Rondelle ELAST 30,5x60x3,5ZN - Unterlegscheibe Arandela - Washer Rondella - | 4 | 4 | 4 | 4 | | | 4 | | | | | 4 | | | | | | | | |
| 44 | 58388 | Ecrou Hm, M30 P150 C05 ZN..C - Mutter Tuerca - Nut Dado - | 4 | 4 | 4 | 4 | | | 4 | | | | | 4 | | | | | | | | |

+

Catalogue : 647010

5

MAT TRIPLE (6,75 m)
DREIFACH HUBMAST
MASTIL TRIPLE
TRIPLE MAST
RAMPA TRIPLEX

Qté-Menge-Cant-Qty-Q.ta

5 AB

29

M

| | | | | | | | | | | |
|-----|----|------|----|-------|-------|-----|------|-------|----|-------|
| 1- | M | 26-2 | S3 | E2/E3 | 11- | MC | 70 | PS | S3 | E2/E3 |
| 2- | M | 30-2 | S3 | E2/E3 | 12- | M-X | 30-4 | S3-E3 | | |
| 3- | M | 26-4 | S3 | E2/E3 | 13- | M-X | 50-4 | S3-E3 | | |
| 4- | M | 30-4 | S3 | E2/E3 | 14- | M-X | 70-2 | S3-E3 | | |
| 5- | M | 40-4 | S3 | E2/E3 | 15- | | | | | |
| 6- | M | 50-4 | S3 | E2/E3 | 16- | | | | | |
| 7- | MC | 30 | S3 | E2/E3 | 17- | | | | | |
| 8- | MC | 40 | PS | S3 | E2/E3 | 18- | | | | |
| 9- | MC | 50 | PS | S3 | E2/E3 | 19- | | | | |
| 10- | MC | 60 | PS | S3 | E2/E3 | 20- | | | | |

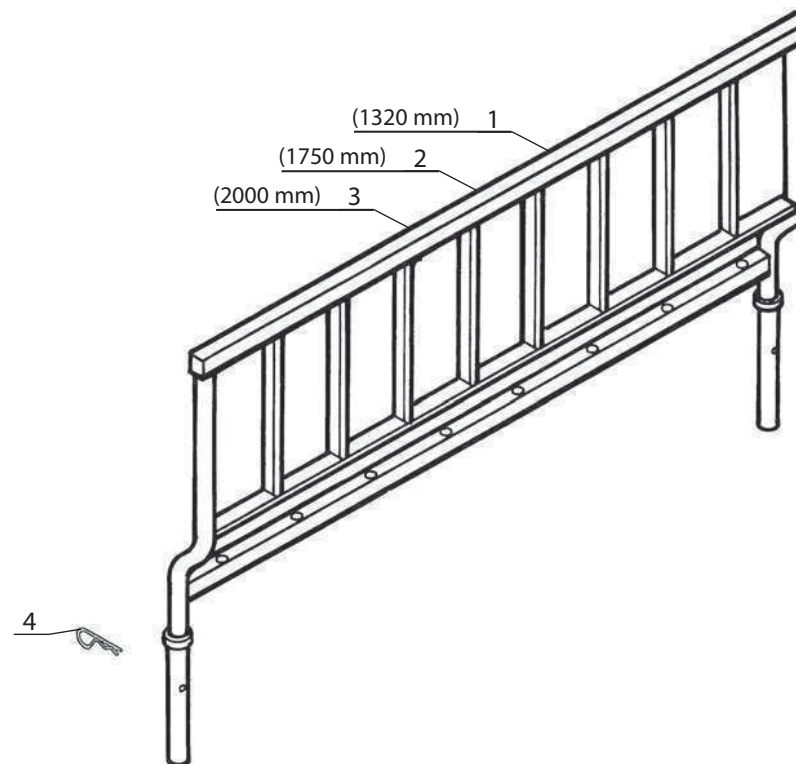
| Rep Hinw Fig Item Rif | Numéro Teil-Nr Numero Part-Nr Part-Nr | Désignation Bezeichnung Descripcion Description Descrizione | 1 | 2 | 3 | 4 | 5 | 6 | 7 | 8 | 9 | 10 | 11 | 12 | 13 | 14 | 15 | 16 | 17 | 18 | 19 | 20 |
|-----------------------------------|---|---|---|---|---|---|---|---|---|---|---|----|----|----|----|----|----|----|----|----|----|----|
| 45 | 221159 | Manchon - Muffe Manguito - Coupling Manicotto - | 2 | 2 | 2 | 2 | | | 2 | | | | | 2 | | | | | | | | |
| 46 | 663 | Ecrou PAL D 30 P150 - Mutter Tuerca - Nut Dado - | 2 | 2 | 2 | 2 | | | 2 | | | | | 2 | | | | | | | | |
| 50 | 19092 | Blocage de fourche (Longueur 1320 mm) Gabelblockierung (Länge 1320 mm) Bloqueo de horquilla (Longitud 1320 mm) Forks locking (Length 1320 mm) Bloccaggio de forca (Lunghezza 1320 mm) | 1 | 1 | 1 | 1 | | | 1 | | | | | 1 | | | | | | | | |
| 51 | 19080 | Blocage de fourche (Longueur 1750 mm) Gabelblockierung (Länge 1750 mm) Bloqueo de horquilla (Longitud 1750 mm) Forks locking (Length 1750 mm) Bloccaggio de forca (Lunghezza 1750 mm) | 1 | 1 | 1 | 1 | | | 1 | | | | | 1 | | | | | | | | |
| 52 | 20029 | Broche - Spindel Brocha - Spindle Barra - | 2 | 2 | 2 | 2 | | | 2 | | | | | 2 | | | | | | | | |
| 53 | 9784 | Goupille "Beta" de 4 - Stift Pasador - Pin Spina - | 2 | 2 | 2 | 2 | | | 2 | | | | | 2 | | | | | | | | |
| 54 | 163927 | Axe - Bolzen Eje - Pin Perno - | 2 | 2 | 2 | 2 | | | 2 | | | | | 2 | | | | | | | | |
| 55 | 61698 | Goupille V 5 x 32 zinguée - Stift Pasador - Pin Spina - | 4 | 4 | 4 | 4 | | | 4 | | | | | 4 | | | | | | | | |
| 56 | 169074 | Goupille 10 x 25 E - Stift Pasador - Pin Spina - | 2 | 2 | 2 | 2 | | | 2 | | | | | 2 | | | | | | | | |
| 57 | 180392 | Axe d'articulation - Gelenkachse Eje de articulación - Articulating pin Perno di articolazione - | 2 | 2 | 2 | 2 | | | 2 | | | | | 2 | | | | | | | | |

+

5 AC 11

DOSSERET DE CHARGE
RÜCKLENETRAGLAST
COSTILLA DE CARGA
BACK LOAD REST
SPONDA DI CARICO

M 26-2 S.3 / M30-2 S.3
M 26-4 S.3 / M30-4 S.3
MC 30 S.3 / M-X 30-4 S.3



Catalogue : 647010

1

DOSSERET DE CHARGE
RÜCKLEHNETRAGLAST
COSTILLA DE CARGA
BACK LOAD REST
SPONDA DI CARICO

Qté-Menge-Cant-Qty-Q.ta

5 AC

11

M

| | |
|-----------------------|-----------------------|
| 1- M 26-2 S3 E2/E3 | 11- MC 70 PS S3 E2/E3 |
| 2- M 30-2 S3 E2/E3 | 12- M-X 30-4 S3-E3 |
| 3- M 26-4 S3 E2/E3 | 13- M-X 50-4 S3-E3 |
| 4- M 30-4 S3 E2/E3 | 14- M-X 70-2 S3-E3 |
| 5- M 40-4 S3 E2/E3 | 15- |
| 6- M 50-4 S3 E2/E3 | 16- |
| 7- MC 30 S3 E2/E3 | 17- |
| 8- MC 40 PS S3 E2/E3 | 18- |
| 9- MC 50 PS S3 E2/E3 | 19- |
| 10- MC 60 PS S3 E2/E3 | 20- |

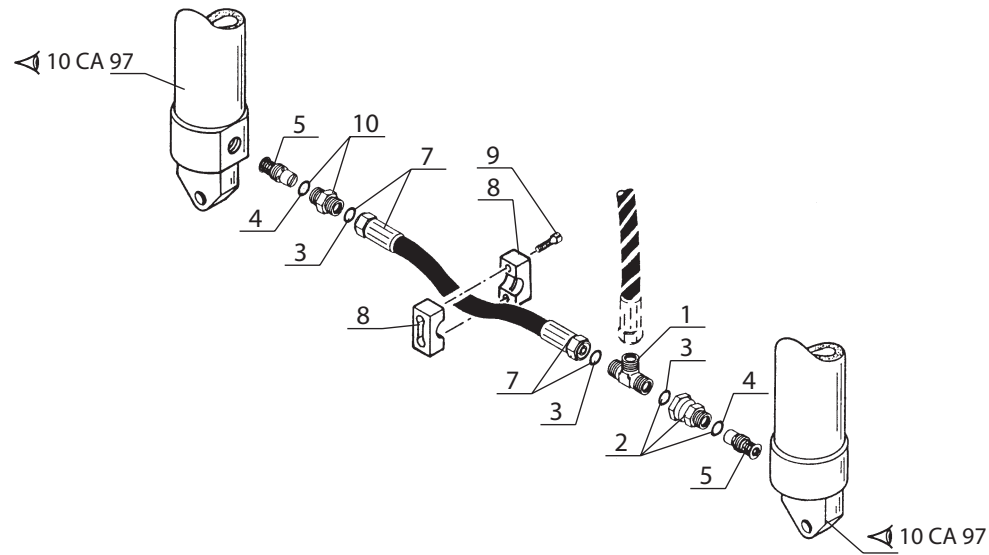
| Rep Hinw Fig Item Rif | Número Teil-Nr Numero Part-Nr Part-Nr | Désignation Bezeichnung Description Descrizione |
|-----------------------------------|---|--|
| 1 | 61401 | Dosseret de charge, nu (1320 mm) Rücklehnmetraglast, allein Costilla de carga, solo - Back load rest, stripped Sponda di carico, nudo - |
| 2 | 61402 | Dosseret de charge, nu (1750 mm) Rücklehnmetraglast, allein Costilla de carga, solo - Back load rest, stripped Sponda di carico, nudo - |
| 3 | 164414 | Dosseret de charge, nu (2000 mm) Rücklehnmetraglast, allein Costilla de carga, solo - Back load rest, stripped Sponda di carico, nudo - |
| 4 | 5966 | Goupille "Béta" de 6 - Stift Pasador - Pin Spina - |

| 1 | 2 | 3 | 4 | 5 | 6 | 7 | 8 | 9 | 10 | 11 | 12 | 13 | 14 | 15 | 16 | 17 | 18 | 19 | 20 |
|---|---|---|---|---|---|---|---|---|----|----|----|----|----|----|----|----|----|----|----|
| 1 | 1 | 1 | 1 | | | 1 | | | | | 1 | | | | | | | | |
| | 1 | 1 | 1 | 1 | | 1 | | | | | 1 | | | | | | | | |
| | 1 | 1 | 1 | 1 | | 1 | | | | | 1 | | | | | | | | |
| | 2 | 2 | 2 | 2 | | 2 | | | | | 2 | | | | | | | | |

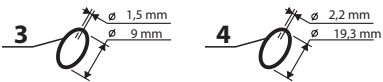
10 AC 54

HYDRAULIQUE (Branchement, vérin d'élévation)
HYDRAULIK (Rohranschluss, hubzylinder)
HIDRAULICO (Derivación, cilindro de elevación)
HYDRAULIC (Branch connection, lifting cylinder)
IDRAULICO (Diramazione, cilindro di sollevamento)

M 26-2 S.3 / M 30-2 S.3
M 26-4 S.3 / M 30-4 S.3
MC 30 S.3 / M-X 30-4 S.3



POUR FLEXIBLE ET RACCORD
FÜR SCHLAUCH UND VERSCHRAUBUNG
PARA FLEXIBLE Y RACOR
FOR HOSE AND CONNECTION
PER FLESSIBILE E RACCORDO



Catalogue : 647010

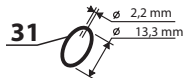
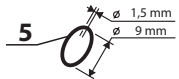
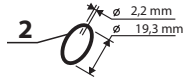
| 1 | HYDRAULIQUE (Branchement vérin d'élévation) HYDRAULIK (Rohranschluss hubzylinder) HIDRAULICO (Derivación cilindro de elevación) HYDRAULIC (Branch connection lifting cylinder) IDRAULICO (Divamazione cilindro di sollevamento) | | | Qté-Menge-Cant-Qty-Q.ta | | | | | | | | | | 10 AC | | 54 | | M | | | | | |
|----|---|---|---|-------------------------|---|---|---|---|---|---|---|---|----|-------|----|----|----|---|----|----|----|----|----|
| | Rep Hinw Fig Item Rif | Numéro Teil-Nr Numero Part-Nr Part-Nr | Désignation Bezeichnung Description Descrizione | 1 | 2 | 3 | 4 | 5 | 6 | 7 | 8 | 9 | 10 | 11 | 12 | 13 | 14 | | 15 | 16 | 17 | 18 | 19 |
| 1 | 238230 | Raccord Té Réducteur Racor Raccordo | - Verschraubung - Connection - | 1 | 1 | 1 | 1 | | | 1 | | | | | 1 | | | | | | | | |
| 2 | 167932 | Raccord Adapteur Racor Raccordo | - Verschraubung - Connection - | 1 | 1 | 1 | 1 | | | 1 | | | | | 1 | | | | | | | | |
| 3 | 190874 | Joint torique Junta tórica Anello OR | - "0" ring - "0" ring - | X | X | X | X | | | X | | | | | X | | | | | | | | |
| 4 | 169373 | Joint torique Junta tórica Anello OR | - "0" ring - "0" ring - | X | X | X | X | | | X | | | | | X | | | | | | | | |
| 5 | 169573 | Ralentisseur de débit Válvula de restricción Regolatore di flusso | - Druckregler - Flow restrictor - | 2 | 2 | 2 | 2 | | | 2 | | | | | 2 | | | | | | | | |
| 7 | 169321 | Flexible (Lg 550) Flexible Flessibile | - Schlauch - Hose - | 1 | 1 | 1 | 1 | | | 1 | | | | | 1 | | | | | | | | |
| 8 | 168850 | Demi-collier Media abrazadera Fascetta | - Halb-klemme - Half-clamp - | 2 | 2 | 2 | 2 | | | 2 | | | | | 2 | | | | | | | | |
| 9 | 7242 | Vis CHc,M 6- 20 zinguée Tornillo Vite | - Schraube - Screw - | 2 | 2 | 2 | 2 | | | 2 | | | | | 2 | | | | | | | | |
| 10 | 173038 | Raccord Union Racor Raccordo | - Verschraubung - Connection - | 1 | 1 | 1 | 1 | | | 1 | | | | | 1 | | | | | | | | |

10 AD 53

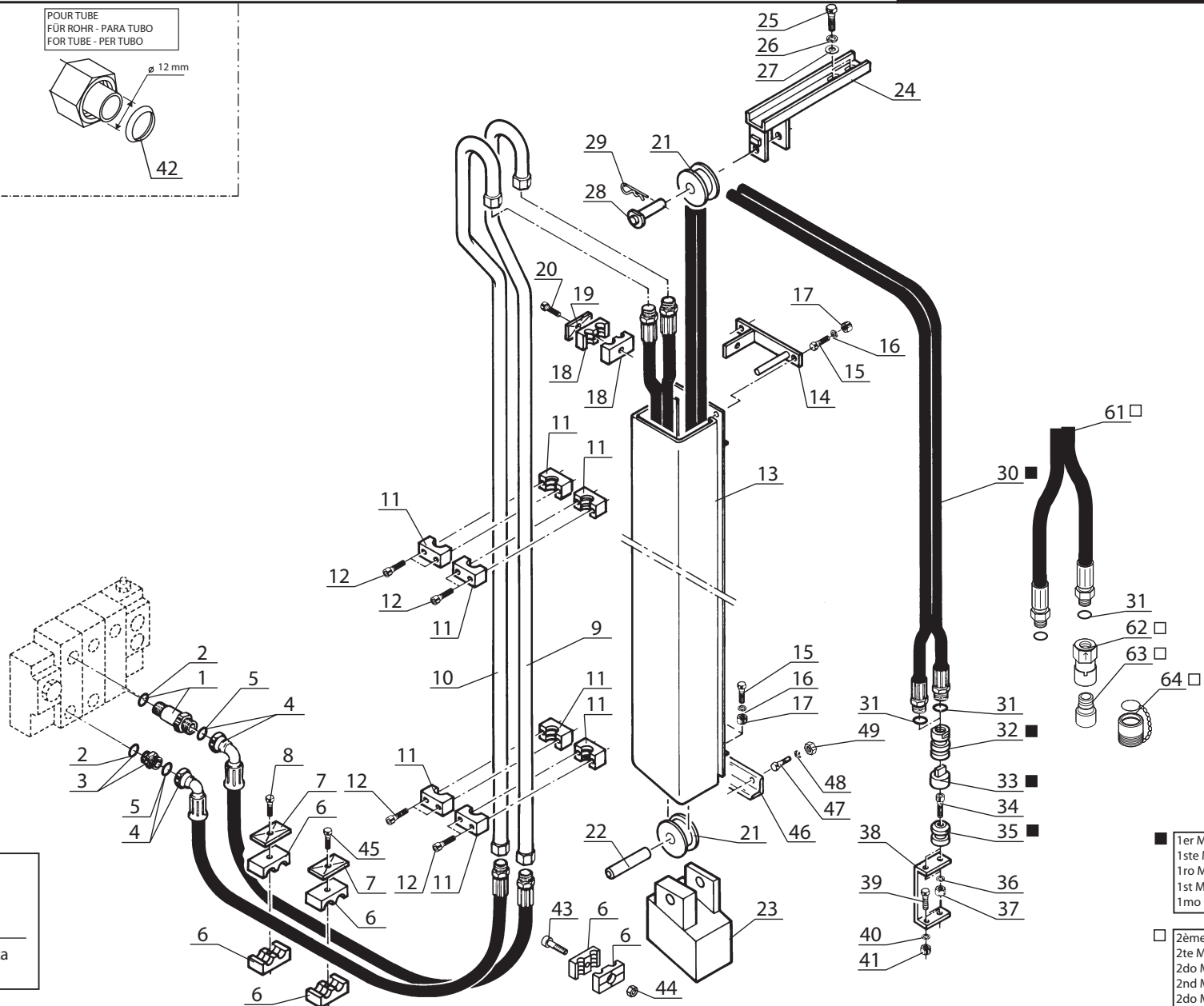
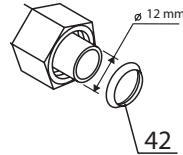
KIT HYDRAULIQUE ACCESSOIRE DROIT (Double effet)
 RECHT KIT ZUBEHÖR HYDRAULIK (Doppeltwirkend)
 KIT HIDRAULICO ACCESORIO DERECHO (Doble efecto)
 R.H. ATTACHMENT HYDRAULIC KIT (Double-acting)
 KIT IDRAULICO ACCESSORIO DESTRO (Duplex effetto)

M 26-2 S.3 / M 30-2 S.3
 M 26-4 S.3 / M 30-4 S.3
 MC 30 S.3 / M-X 30-4 S.3

POUR FLEXIBLE ET RACCORD
 FÜR SCHLAUCH UND VERSCHRAUBUNG
 PARA FLEXIBLE Y RACOR
 FOR HOSE AND CONNECTION
 PER FLESSIBILE E RACCORDO



POUR TUBE
 FÜR ROHR - PARA TUBO
 FOR TUBE - PER TUBO



KIT COMPLET, VOIR NOMENCLATURE
 KOMPLETTER KIT, SIEHE STÜCKLISTE
 JUEGO COMPLETO, VER NOMENCLATURA
 COMPLETE KIT, SEE NOMENCLATURE
 KIT COMPLETO, VEDERE NOMENCLATURA

Rep - Hinw - Fig - Item - Sequenza
60

■ 1er MONTAGE
 1ste MONTAGE
 1ro MONTAJE
 1st MOUNTING
 1mo MONTAGGIO

□ 2ème MONTAGE
 2te MONTAGE
 2do MONTAJE
 2nd MOUNTING
 2do MONTAGGIO

Catalogue : 647010

1

KIT HYDRAULIQUE ACCESSOIRE DROIT (Double effet)
 RECHT KIT ZUBEHOR HYDRAULIK (Doppeltwirkend)
 KIT HIDRAULICO ACCESORIO DERECHO (Doble efecto)
 R.H. ATTACHMENT HYDRAULIC KIT (Double-acting)
 KIT IDRAULICO ACCESSORIO DESTRO (Doppio effetto)

Qté-Menge-Cant-Qty-Q.ta

10 AD

53

M

| | |
|-----------------------|-----------------------|
| 1- M 26-2 S3 E2/E3 | 11- MC 70 PS S3 E2/E3 |
| 2- M 30-2 S3 E2/E3 | 12- M-X 30-4 S3-E3 |
| 3- M 26-4 S3 E2/E3 | 13- M-X 50-4 S3-E3 |
| 4- M 30-4 S3 E2/E3 | 14- M-X 70-2 S3-E3 |
| 5- M 40-4 S3 E2/E3 | 15- |
| 6- M 50-4 S3 E2/E3 | 16- |
| 7- MC 30 S3 E2/E3 | 17- |
| 8- MC 40 PS S3 E2/E3 | 18- |
| 9- MC 50 PS S3 E2/E3 | 19- |
| 10- MC 60 PS S3 E2/E3 | 20- |

| Rep Hinw Fig Item Rif | Numéro Teil-Nr Numero Part-Nr Part-Nr | Désignation Bezeichnung Descripcion Description Descrizione | | | | | | | | | | | | | | | | | | | | |
|-----------------------------------|---|---|---|---|---|---|---|---|---|---|---|----|----|----|----|----|----|----|----|----|----|----|
| | | | 1 | 2 | 3 | 4 | 5 | 6 | 7 | 8 | 9 | 10 | 11 | 12 | 13 | 14 | 15 | 16 | 17 | 18 | 19 | 20 |
| 1 | 168906 | Raccord Union Prolongateur Racor Raccordo | - Verschraubung - Connection - | 1 | 1 | 1 | 1 | | | | 1 | | | | | | | 1 | | | | |
| 2 | 169373 | Joint torique Junta tórica Anello OR | - "0" ring - "0" ring - | X | X | X | X | | | | X | | | | | | | X | | | | |
| 3 | 173038 | Raccord Union Racor Raccordo | - Verschraubung - Connection - | 1 | 1 | 1 | 1 | | | | 1 | | | | | | | 1 | | | | |
| 4 | 221293 | Flexible (Lg 2100) Flexible Flessibile | - Schlauch - Hose - | 2 | 2 | 2 | 2 | | | | 2 | | | | | | | 2 | | | | |
| 5 | 190874 | Joint torique Junta tórica Anello OR | - "0" ring - "0" ring - | X | X | X | X | | | | X | | | | | | | X | | | | |
| 6 | 168758 | Demi-collier Media abrazadera Fascetta | - Halb-klemme - Half-clamp - | 6 | 6 | 6 | 6 | | | | 6 | | | | | | | 6 | | | | |
| 7 | 168494 | Plaque de protection Placa de protección Piastra di protezione | - Schutzplatte - Protection plate - | 2 | 2 | 2 | 2 | | | | 2 | | | | | | | 2 | | | | |
| 8 | 61323 | Vis H,M 8- 35-8.8-ZN8/C Tornillo Vite | - Schraube - Screw - | 1 | 1 | 1 | 1 | | | | 1 | | | | | | | 1 | | | | |
| 9 | 181336 | Tube Tubo Tubo | - Rohr - Tube - | 1 | 1 | 1 | 1 | | | | 1 | | | | | | | 1 | | | | |
| 10 | 181338 | Tube Tubo Tubo | - Rohr - Tube - | 1 | 1 | 1 | 1 | | | | 1 | | | | | | | 1 | | | | |
| 11 | 168746 | Demi-collier Media abrazadera Fascetta | - Halb-klemme - Half-clamp - | 8 | 8 | 8 | 8 | | | | 8 | | | | | | | 8 | | | | |

+

Catalogue : 647010

2

KIT HYDRAULIQUE ACCESSOIRE DROIT (Double effet)
 RECHT KIT ZUBEHOR HYDRAULIK (Doppeltwirkend)
 KIT HIDRAULICO ACCESORIO DERECHO (Doble efecto)
 R.H. ATTACHMENT HYDRAULIC KIT (Double-acting)
 KIT IDRAULICO ACCESSORIO DESTRO (Doppio effetto)

Qté-Menge-Cant-Qty-Q.ta

10 AD

53

M

| | |
|-----------------------|-----------------------|
| 1- M 26-2 S3 E2/E3 | 11- MC 70 PS S3 E2/E3 |
| 2- M 30-2 S3 E2/E3 | 12- M-X 30-4 S3-E3 |
| 3- M 26-4 S3 E2/E3 | 13- M-X 50-4 S3-E3 |
| 4- M 30-4 S3 E2/E3 | 14- M-X 70-2 S3-E3 |
| 5- M 40-4 S3 E2/E3 | 15- |
| 6- M 50-4 S3 E2/E3 | 16- |
| 7- MC 30 S3 E2/E3 | 17- |
| 8- MC 40 PS S3 E2/E3 | 18- |
| 9- MC 50 PS S3 E2/E3 | 19- |
| 10- MC 60 PS S3 E2/E3 | 20- |

| Rep Hinw Fig Item Rif | Numéro Teil-Nr Numero Part-Nr Part-Nr | Désignation Bezeichnung Descripcion Description Descrizione | Qté-Menge-Cant-Qty-Q.ta | | | | | | | | | | | | | | | | | | | |
|-----------------------------------|---|---|-------------------------|---|---|---|---|---|---|---|---|----|----|----|----|----|----|----|----|----|----|----|
| | | | 1 | 2 | 3 | 4 | 5 | 6 | 7 | 8 | 9 | 10 | 11 | 12 | 13 | 14 | 15 | 16 | 17 | 18 | 19 | 20 |
| 12 | 7242 | Vis CHc,M 6- 20 zinguée Tornillo Vite - Schraube - Screw - | 8 | 8 | 8 | 8 | | | | 8 | | | | | | | | 8 | | | | |
| 13 | 182328 | Caisson Cajón Cassone - Abteilung - Compartment - | 1 | 1 | 1 | 1 | | | | 1 | | | | | | | | 1 | | | | |
| 14 | 181327 | Plaque de fixation Placa de fijación Piastra di fissaggio - Befestigung Platte - Fastening plate - | 1 | 1 | 1 | 1 | | | | 1 | | | | | | | | 1 | | | | |
| 15 | 63754 | Vis H,M 8- 30-8.8-ZN8/C Tornillo Vite - Schraube - Screw - | 4 | 4 | 4 | 4 | | | | 4 | | | | | | | | 4 | | | | |
| 16 | 42325 | Rondelle W 8 ZN Arandela Rondella - Unterlegscheibe - Washer - | 4 | 4 | 4 | 4 | | | | 4 | | | | | | | | 4 | | | | |
| 17 | 58528 | Ecrou H ,M 8 ZN Tuerca Dado - Mutter - Nut - | 4 | 4 | 4 | 4 | | | | 4 | | | | | | | | 4 | | | | |
| 18 | 170387 | Demi-collier Media abrazadera Fascetta - Halb-klemme - Half-clamp - | 2 | 2 | 2 | 2 | | | | 2 | | | | | | | | 2 | | | | |
| 19 | 168854 | Plaque de protection Placa de protección Piastra di protezione - Schützplatte - Protection plate - | 1 | 1 | 1 | 1 | | | | 1 | | | | | | | | 1 | | | | |
| 20 | 58531 | Vis H,M 8- 50-8.8-ZN8/C Tornillo Vite - Schraube - Screw - | 1 | 1 | 1 | 1 | | | | 1 | | | | | | | | 1 | | | | |
| 21 | 182211 | Poulie de flexible Polea de flexible Puleggia di flessibile - Schlauchriemen - Hose pulley - | 2 | 2 | 2 | 2 | | | | 2 | | | | | | | | 2 | | | | |
| 22 | 182320 | Axe de poulie Eje de polea Perno di puleggia - Riemenachse - Pulley axle - | 1 | 1 | 1 | 1 | | | | 1 | | | | | | | | 1 | | | | |

+

Catalogue : 647010

4

KIT HYDRAULIQUE ACCESSOIRE DROIT (Double effet)
 RECHT KIT ZUBEHOR HYDRAULIK (Doppeltwirkend)
 KIT HIDRAULICO ACCESORIO DERECHO (Doble efecto)
 R.H. ATTACHMENT HYDRAULIC KIT (Double-acting)
 KIT IDRAULICO ACCESSORIO DESTRO (Doppio effetto)

Qté-Menge-Cant-Qty-Q.ta

10 AD

53

M

- | | |
|-----------------------|-----------------------|
| 1- M 26-2 S3 E2/E3 | 11- MC 70 PS S3 E2/E3 |
| 2- M 30-2 S3 E2/E3 | 12- M-X 30-4 S3-E3 |
| 3- M 26-4 S3 E2/E3 | 13- M-X 50-4 S3-E3 |
| 4- M 30-4 S3 E2/E3 | 14- M-X 70-2 S3-E3 |
| 5- M 40-4 S3 E2/E3 | 15- |
| 6- M 50-4 S3 E2/E3 | 16- |
| 7- MC 30 S3 E2/E3 | 17- |
| 8- MC 40 PS S3 E2/E3 | 18- |
| 9- MC 50 PS S3 E2/E3 | 19- |
| 10- MC 60 PS S3 E2/E3 | 20- |

| Rep Hinw Fig Item Rif | Numéro Teil-Nr Numero Part-Nr Part-Nr | Désignation Bezeichnung Descripcion Description Descrizione | | | | | | | | | | | | | | | | | | | | |
|-----------------------------------|---|--|---|---|---|---|---|---|---|---|---|----|----|----|----|----|----|----|----|----|----|----|
| | | | 1 | 2 | 3 | 4 | 5 | 6 | 7 | 8 | 9 | 10 | 11 | 12 | 13 | 14 | 15 | 16 | 17 | 18 | 19 | 20 |
| 34 | 73208 | Vis CHc,M 8- 20 zinguée Tornillo Vite - Schraube - Screw - | 2 | 2 | 2 | 2 | | | | 2 | | | | | | | | 2 | | | | |
| 35 | 53309 | Embout Tapón Ghiera - Stopfen - Plug - | 2 | 2 | 2 | 2 | | | | 2 | | | | | | | | 2 | | | | |
| 36 | 42325 | Rondelle W 8 ZN Arandela Rondella - Unterlegscheibe - Washer - | 2 | 2 | 2 | 2 | | | | 2 | | | | | | | | 2 | | | | |
| 37 | 58528 | Ecrou H ,M 8 ZN Tuerca Dado - Mutter - Nut - | 2 | 2 | 2 | 2 | | | | 2 | | | | | | | | 2 | | | | |
| 38 | 165409 | Support raccord Soporte racor Supporto raccordo - Verschraubung träger - Connection bracket - | 1 | 1 | 1 | 1 | | | | 1 | | | | | | | | 1 | | | | |
| 39 | 57446 | Vis H,M 8- 25-8.8-ZN8/C Tornillo Vite - Schraube - Screw - | 2 | 2 | 2 | 2 | | | | 2 | | | | | | | | 2 | | | | |
| 40 | 42325 | Rondelle W 8 ZN Arandela Rondella - Unterlegscheibe - Washer - | 2 | 2 | 2 | 2 | | | | 2 | | | | | | | | 2 | | | | |
| 41 | 58528 | Ecrou H ,M 8 ZN Tuerca Dado - Mutter - Nut - | 2 | 2 | 2 | 2 | | | | 2 | | | | | | | | 2 | | | | |
| 42 | 169437 | Joint d'étanchéité Junta de estanqueidad Guarnizione - Dichtungsring - Seal - | X | X | X | X | | | | X | | | | | | | | X | | | | |
| 43 | 73208 | Vis CHc,M 8- 20 zinguée Tornillo Vite - Schraube - Screw - | 1 | 1 | 1 | 1 | | | | 1 | | | | | | | | 1 | | | | |
| 44 | 58528 | Ecrou H ,M 8 ZN Tuerca Dado - Mutter - Nut - | 1 | 1 | 1 | 1 | | | | 1 | | | | | | | | 1 | | | | |

+

Catalogue : 647010

5

KIT HYDRAULIQUE ACCESSOIRE DROIT (Double effet)
 RECHT KIT ZUBEHOR HYDRAULIK (Doppeltwirkend)
 KIT HIDRAULICO ACCESORIO DERECHO (Doble efecto)
 R.H. ATTACHMENT HYDRAULIC KIT (Double-acting)
 KIT IDRAULICO ACCESSORIO DESTRO (Doppio effetto)

Qté-Menge-Cant-Qty-Q.ta

10 AD

53

M

| | |
|-----------------------|-----------------------|
| 1- M 26-2 S3 E2/E3 | 11- MC 70 PS S3 E2/E3 |
| 2- M 30-2 S3 E2/E3 | 12- M-X 30-4 S3-E3 |
| 3- M 26-4 S3 E2/E3 | 13- M-X 50-4 S3-E3 |
| 4- M 30-4 S3 E2/E3 | 14- M-X 70-2 S3-E3 |
| 5- M 40-4 S3 E2/E3 | 15- |
| 6- M 50-4 S3 E2/E3 | 16- |
| 7- MC 30 S3 E2/E3 | 17- |
| 8- MC 40 PS S3 E2/E3 | 18- |
| 9- MC 50 PS S3 E2/E3 | 19- |
| 10- MC 60 PS S3 E2/E3 | 20- |

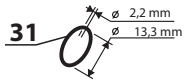
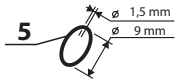
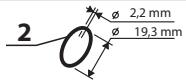
| Rep Hinw Fig Item Rif | Numéro Teil-Nr Numero Part-Nr Part-Nr | Désignation Bezeichnung Descripcion Description Descrizione | | | | | | | | | | | | | | | | | | | | |
|-----------------------------------|---|---|---|---|---|---|---|---|---|---|---|----|----|----|----|----|----|----|----|----|----|----|
| | | | 1 | 2 | 3 | 4 | 5 | 6 | 7 | 8 | 9 | 10 | 11 | 12 | 13 | 14 | 15 | 16 | 17 | 18 | 19 | 20 |
| 45 | 58530 | Vis H,M 8- 45-8.8-ZN8/C Tornillo Vite | - Schraube - Screw - | 1 | 1 | 1 | 1 | | | | 1 | | | | | | | 1 | | | | |
| 46 | 181875 | Plaque de fixation Placa de fijación Piastra di fissaggio | - Befestigung Platte - Fastening plate - | 1 | 1 | 1 | 1 | | | | 1 | | | | | | | 1 | | | | |
| 47 | 54951 | Vis H,M 8- 16-8.8-ZN8/C Tornillo Vite | - Schraube - Screw - | 2 | 2 | 2 | 2 | | | | 2 | | | | | | | 2 | | | | |
| 48 | 42325 | Rondelle W 8 ZN Arandela Rondella | - Unterlegscheibe - Washer - | 2 | 2 | 2 | 2 | | | | 2 | | | | | | | 2 | | | | |
| 49 | 58528 | Ecrou H ,M 8 ZN Tuerca Dado | - Mutter - Nut - | 2 | 2 | 2 | 2 | | | | 2 | | | | | | | 2 | | | | |
| 60 | 570348 | Kit hydraulique accessoire complet (mât triple 6,75 m) Kompletter kit zübehor hydraulik (dreifach hubmast 6,75 m) Kit hidraulico accesorio completo (mástil triple 6,75 m) Complete attachment hydraulic kit (triple mast 6,75 m) Kit idraulico accessorio completo (rampa triplo 6,75 m) | | 1 | 1 | 1 | 1 | | | | 1 | | | | | | | 1 | | | | |
| 61 | 243596 | Flexible Flexible Flessibile | - Schlauch - Hose - | 1 | 1 | 1 | 1 | | | | 1 | | | | | | | 1 | | | | |
| 62 | 192037 | Raccord rapide femelle Racor rapido hembra Raccordo rapido femmina | - Verschraubung weibl. - Quick female union - | 2 | 2 | 2 | 2 | | | | 2 | | | | | | | 2 | | | | |
| 63 | 241199 | Raccord Racor Raccordo | - Verschraubung - Connection - | 2 | 2 | 2 | 2 | | | | 2 | | | | | | | 2 | | | | |
| 64 | 192039 | Bouchon Tapón Tappo | - Stopfen - Plug - | 2 | 2 | 2 | 2 | | | | 2 | | | | | | | 2 | | | | |

10 AD 54

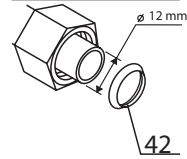
KIT HYDRAULIQUE ACCESSOIRE GAUCHE (Double effet)
 LINK KIT ZUBEHÖR HYDRAULIK (Doppeltwirkend)
 KIT HIDRAULICO ACCESORIO IZQUIERDO (Doble efecto)
 L.H. ATTACHMENT HYDRAULIC KIT (Double-acting)
 KIT IDRAULICO ACCESSORIO SINISTRO (Duplex effetto)

M 26-2 S.3 / M 30-2 S.3
 M 26-4 S.3 / M 30-4 S.3
 MC 30 S.3 / M-X 30-4 S.3

POUR FLEXIBLE ET RACCORD
 FÜR SCHLAUCH UND VERSCHRAUBUNG
 PARA FLEXIBLE Y RACOR
 FOR HOSE AND CONNECTION
 PER FLESSIBILE E RACCORDO



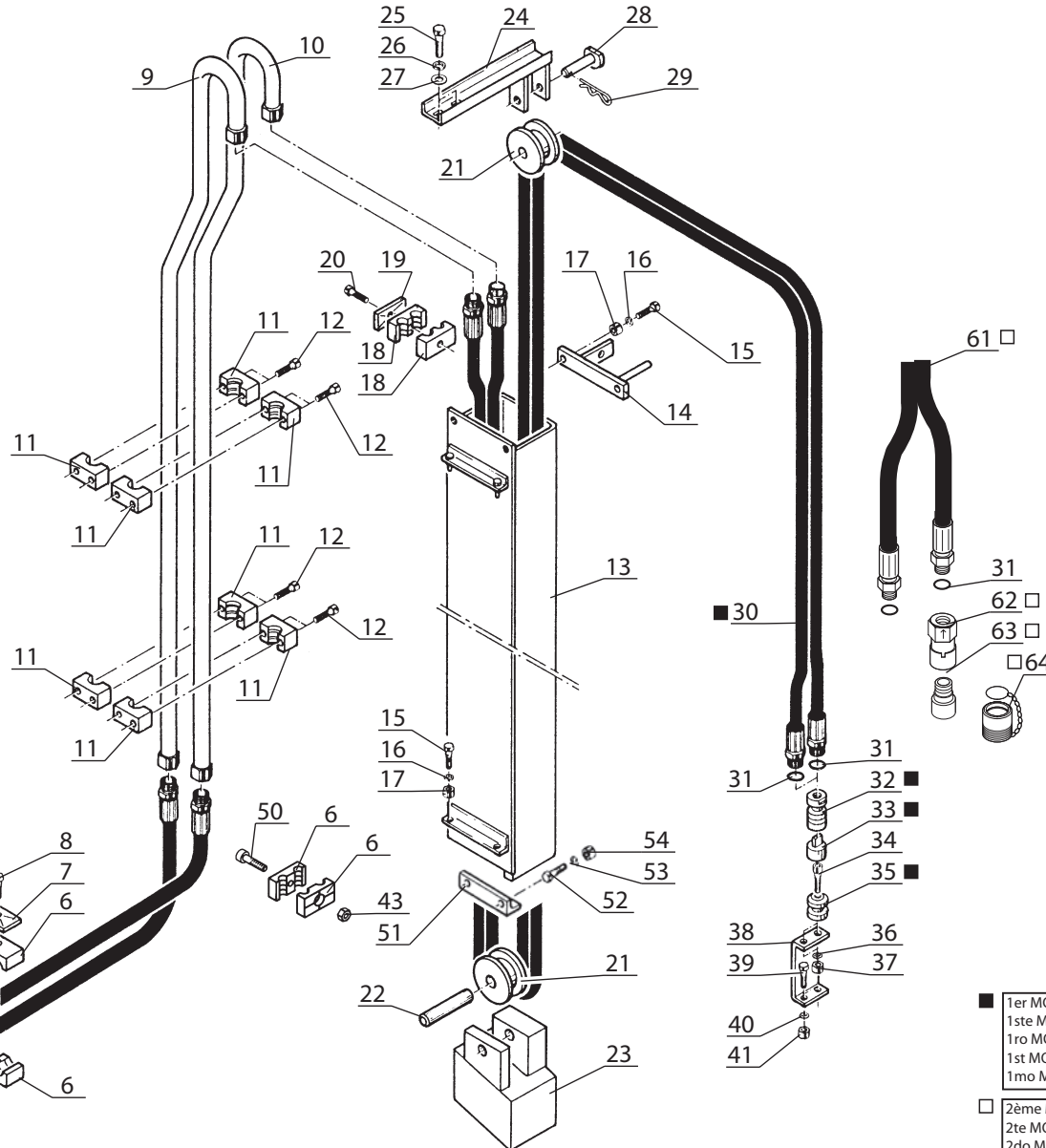
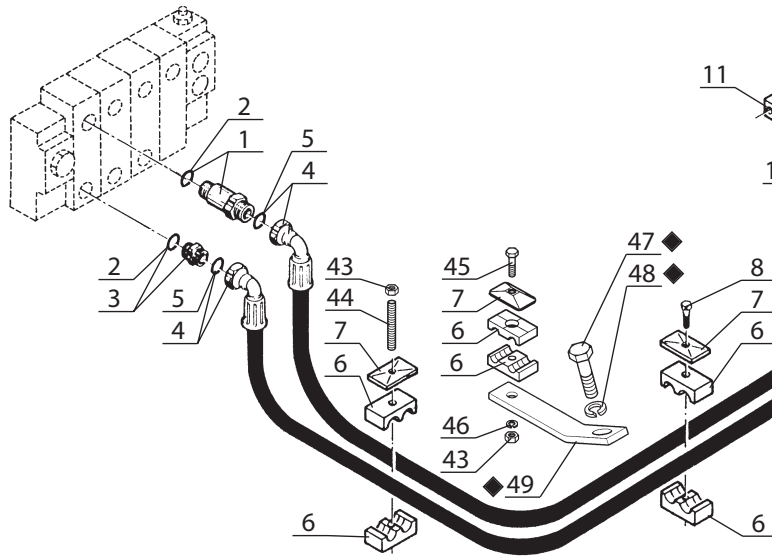
POUR TUBE
 FÜR ROHR - PARA TUBO
 FOR TUBE - PER TUBO



KIT COMPLET, VOIR NOMENCLATURE
 KOMPLETTER KIT, SIEHE STÜCKLISTE
 JUEGO COMPLETO, VER NOMENCLATURA
 COMPLETE KIT, SEE NOMENCLATURE
 KIT COMPLETO, VEDERE NOMENCLATURA

Rep - Hinw - Fig - Item - Sequenza
 60

◆ SUIVANT MONTAGE
 NACH MONTAGE
 SEGUN MONTAJE
 AS MOUNTING
 SECONDO MONTAGGIO



- 1er MONTAGE
 1ste MONTAGE
 1ro MONTAJE
 1st MOUNTING
 1mo MONTAGGIO
- 2ème MONTAGE
 2te MONTAGE
 2do MONTAJE
 2nd MOUNTING
 2do MONTAGGIO

Catalogue : 647010

2

KIT HYDRAULIQUE ACCESSOIRE GAUCHE (Double effet)
 LINK KIT ZUBEHOR HYDRAULIK (Doppeltwirkend)
 KIT HIDRAULICO ACCESORIO IZQUIERDO (Doble efecto)
 L.H. ATTACHMENT HYDRAULIC KIT (Double-acting)
 KIT IDRAULICO ACCESSORIO SINISTRO (Doppio effetto)

Qté-Menge-Cant-Qty-Q.ta

10 AD

54

M

1- M 26-2 S3 E2/E3 11- MC 70 PS S3 E2/E3
 2- M 30-2 S3 E2/E3 12- M-X 30-4 S3-E3
 3- M 26-4 S3 E2/E3 13- M-X 50-4 S3-E3
 4- M 30-4 S3 E2/E3 14- M-X 70-2 S3-E3
 5- M 40-4 S3 E2/E3 15-
 6- M 50-4 S3 E2/E3 16-
 7- MC 30 S3 E2/E3 17-
 8- MC 40 PS S3 E2/E3 18-
 9- MC 50 PS S3 E2/E3 19-
 10- MC 60 PS S3 E2/E3 20-

| Rep Hinw Fig Item Rif | Número Teil-Nr Numero Part-Nr Part-Nr | Désignation Bezeichnung Descripcion Description Descrizione | 1 | 2 | 3 | 4 | 5 | 6 | 7 | 8 | 9 | 10 | 11 | 12 | 13 | 14 | 15 | 16 | 17 | 18 | 19 | 20 | |
|-----------------------------------|---|---|---|---|---|---|---|---|---|---|---|----|----|----|----|----|----|----|----|----|----|----|--|
| 12 | 7242 | Vis CHc,M 6- 20 zinguée Tornillo Vite - Schraube - Screw - | 8 | 8 | 8 | 8 | | | 8 | | | | | 8 | | | | | | | | | |
| 13 | 182328 | Caisson Cajón Cassone - Abteilung - Compartment - | 1 | 1 | 1 | 1 | | | 1 | | | | | 1 | | | | | | | | | |
| 14 | 181327 | Plaque de fixation Placa de fijación Piastra di fissaggio - Befestigung Platte - Fastening plate - | 1 | 1 | 1 | 1 | | | 1 | | | | | 1 | | | | | | | | | |
| 15 | 63754 | Vis H,M 8- 30-8.8-ZN8/C Tornillo Vite - Schraube - Screw - | 4 | 4 | 4 | 4 | | | 4 | | | | | 4 | | | | | | | | | |
| 16 | 42325 | Rondelle W 8 ZN Arandela Rondella - Unterlegscheibe - Washer - | 4 | 4 | 4 | 4 | | | 4 | | | | | 4 | | | | | | | | | |
| 17 | 58528 | Ecrou H ,M 8 ZN Tuerca Dado - Mutter - Nut - | 4 | 4 | 4 | 4 | | | 4 | | | | | 4 | | | | | | | | | |
| 18 | 170387 | Demi-collier Media abrazadera Fascetta - Halb-klemme - Half-clamp - | 2 | 2 | 2 | 2 | | | 2 | | | | | 2 | | | | | | | | | |
| 19 | 168854 | Plaque de protection Placa de protección Piastra di protezione - Schützplatte - Protection plate - | 1 | 1 | 1 | 1 | | | 1 | | | | | 1 | | | | | | | | | |
| 20 | 58531 | Vis H,M 8- 50-8.8-ZN8/C Tornillo Vite - Schraube - Screw - | 1 | 1 | 1 | 1 | | | 1 | | | | | 1 | | | | | | | | | |
| 21 | 182211 | Poulie de flexible Polea de flexible Puleggia di flessibile - Schlauchriemen - Hose pulley - | 2 | 2 | 2 | 2 | | | 2 | | | | | 2 | | | | | | | | | |
| 22 | 182320 | Axe de poulie Eje de polea Perno di puleggia - Riemenachse - Pulley axle - | 1 | 1 | 1 | 1 | | | 1 | | | | | 1 | | | | | | | | | |

+

Catalogue : 647010

3

KIT HYDRAULIQUE ACCESSOIRE GAUCHE (Double effet)
 LINK KIT ZUBEHOR HYDRAULIK (Doppeltwirkend)
 KIT HIDRAULICO ACCESORIO IZQUIERDO (Doble efecto)
 L.H. ATTACHMENT HYDRAULIC KIT (Double-acting)
 KIT IDRAULICO ACCESSORIO SINISTRO (Doppio effetto)

Qté-Menge-Cant-Qty-Q.ta

10 AD

54

M

1- M 26-2 S3 E2/E3 11- MC 70 PS S3 E2/E3
 2- M 30-2 S3 E2/E3 12- M-X 30-4 S3-E3
 3- M 26-4 S3 E2/E3 13- M-X 50-4 S3-E3
 4- M 30-4 S3 E2/E3 14- M-X 70-2 S3-E3
 5- M 40-4 S3 E2/E3 15-
 6- M 50-4 S3 E2/E3 16-
 7- MC 30 S3 E2/E3 17-
 8- MC 40 PS S3 E2/E3 18-
 9- MC 50 PS S3 E2/E3 19-
 10- MC 60 PS S3 E2/E3 20-

| Rep Hinw Fig Item Rif | Número Teil-Nr Numero Part-Nr Part-Nr | Désignation Bezeichnung Descripcion Description Descrizione | 1 | 2 | 3 | 4 | 5 | 6 | 7 | 8 | 9 | 10 | 11 | 12 | 13 | 14 | 15 | 16 | 17 | 18 | 19 | 20 | |
|-----------------------------------|---|---|---|---|---|---|---|---|---|---|---|----|----|----|----|----|----|----|----|----|----|----|--|
| 23 | 182339 | Chape Abrazadera Forchetta - Gabelgelenk - Fork joint - | 1 | 1 | 1 | 1 | | | 1 | | | | | 1 | | | | | | | | | |
| 24 | 181322 | Support poulie Soporte polea Supporto puleggia - Riemen träger - Bracket pulley - | 1 | 1 | 1 | 1 | | | 1 | | | | | 1 | | | | | | | | | |
| 25 | 63546 | Vis H,M12- 20-8.8-ZN8/C Tornillo Vite - Schraube - Screw - | 2 | 2 | 2 | 2 | | | 2 | | | | | 2 | | | | | | | | | |
| 26 | 42231 | Rondelle W12 ZN Arandela Rondella - Unterlegscheibe - Washer - | 2 | 2 | 2 | 2 | | | 2 | | | | | 2 | | | | | | | | | |
| 27 | 61676 | Rondelle M 12 ZN Arandela Rondella - Unterlegscheibe - Washer - | 2 | 2 | 2 | 2 | | | 2 | | | | | 2 | | | | | | | | | |
| 28 | 181726 | Axe de poulie Eje de polea Perno di puleggia - Riemenachse - Pulley axle - | 1 | 1 | 1 | 1 | | | 1 | | | | | 1 | | | | | | | | | |
| 29 | 9784 | Goupille "Beta" de 4 Pasador Spina - Stift - Pin - | 1 | 1 | 1 | 1 | | | 1 | | | | | 1 | | | | | | | | | |
| 30 | 181993 | Flexible Flexible Flessibile - Schlauch - Hose - | 1 | 1 | 1 | 1 | | | 1 | | | | | 1 | | | | | | | | | |
| 31 | 169436 | Joint torique Junta tórica Anello OR - "O" ring - "O" ring - | X | X | X | X | | | X | | | | | X | | | | | | | | | |
| 32 | 169345 | Raccord rapide femelle Racor rapido hembra Raccordo femina - siehe 662272 - Quick female union - | 2 | 2 | 2 | 2 | | | 2 | | | | | 2 | | | | | | | | | |
| 33 | 53310 | Bouchon Tapón Tappo - Stopfen - Plug - | 2 | 2 | 2 | 2 | | | 2 | | | | | 2 | | | | | | | | | |

+

Catalogue : 647010

4

KIT HYDRAULIQUE ACCESSOIRE GAUCHE (Double effet)
 LINK KIT ZUBEHOR HYDRAULIK (Doppeltwirkend)
 KIT HIDRAULICO ACCESORIO IZQUIERDO (Doble efecto)
 L.H. ATTACHMENT HYDRAULIC KIT (Double-acting)
 KIT IDRAULICO ACCESSORIO SINISTRO (Doppio effetto)

Qté-Menge-Cant-Qty-Q.ta

10 AD

54

M

1- M 26-2 S3 E2/E3 11- MC 70 PS S3 E2/E3
 2- M 30-2 S3 E2/E3 12- M-X 30-4 S3-E3
 3- M 26-4 S3 E2/E3 13- M-X 50-4 S3-E3
 4- M 30-4 S3 E2/E3 14- M-X 70-2 S3-E3
 5- M 40-4 S3 E2/E3 15-
 6- M 50-4 S3 E2/E3 16-
 7- MC 30 S3 E2/E3 17-
 8- MC 40 PS S3 E2/E3 18-
 9- MC 50 PS S3 E2/E3 19-
 10- MC 60 PS S3 E2/E3 20-

| Rep Hinw Fig Item Rif | Numéro Teil-Nr Numero Part-Nr Part-Nr | Désignation Bezeichnung Descripcion Description Descrizione | 1 | 2 | 3 | 4 | 5 | 6 | 7 | 8 | 9 | 10 | 11 | 12 | 13 | 14 | 15 | 16 | 17 | 18 | 19 | 20 | |
|-----------------------------------|---|--|---|---|---|---|---|---|---|---|---|----|----|----|----|----|----|----|----|----|----|----|--|
| 34 | 73208 | Vis CHc,M 8- 20 zinguée Tornillo Vite - Schraube - Screw - | 2 | 2 | 2 | 2 | | | 2 | | | | | 2 | | | | | | | | | |
| 35 | 53309 | Embout Tapón Ghiera - Stopfen - Plug - | 2 | 2 | 2 | 2 | | | 2 | | | | | 2 | | | | | | | | | |
| 36 | 42325 | Rondelle W 8 ZN Arandela Rondella - Unterlegscheibe - Washer - | 2 | 2 | 2 | 2 | | | 2 | | | | | 2 | | | | | | | | | |
| 37 | 58528 | Ecrou H ,M 8 ZN Tuerca Dado - Mutter - Nut - | 2 | 2 | 2 | 2 | | | 2 | | | | | 2 | | | | | | | | | |
| 38 | 165409 | Support raccord Soporte racor Supporto raccordo - Verschraubung träger - Connection bracket - | 1 | 1 | 1 | 1 | | | 1 | | | | | 1 | | | | | | | | | |
| 39 | 57446 | Vis H,M 8- 25-8.8-ZN8/C Tornillo Vite - Schraube - Screw - | 2 | 2 | 2 | 2 | | | 2 | | | | | 2 | | | | | | | | | |
| 40 | 42325 | Rondelle W 8 ZN Arandela Rondella - Unterlegscheibe - Washer - | 2 | 2 | 2 | 2 | | | 2 | | | | | 2 | | | | | | | | | |
| 41 | 58528 | Ecrou H ,M 8 ZN Tuerca Dado - Mutter - Nut - | 2 | 2 | 2 | 2 | | | 2 | | | | | 2 | | | | | | | | | |
| 42 | 169437 | Joint d'étanchéité Junta de estanqueidad Guarnizione - Dichtungsring - Seal - | X | X | X | X | | | X | | | | | X | | | | | | | | | |
| 43 | 58528 | Ecrou H ,M 8 ZN Tuerca Dado - Mutter - Nut - | 3 | 3 | 3 | 3 | | | 3 | | | | | 3 | | | | | | | | | |
| 44 | 55475 | Tige fileté M8 (Lg 90) Varilla fileteada Stelo filettato - Schraubenspindel - Screwed spindle - | 1 | 1 | 1 | 1 | | | 1 | | | | | 1 | | | | | | | | | |

+

Catalogue : 647010

6

KIT HYDRAULIQUE ACCESSOIRE GAUCHE (Double effet)
 LINK KIT ZUBEHOR HYDRAULIK (Doppeltwirkend)
 KIT HIDRAULICO ACCESORIO IZQUIERDO (Doble efecto)
 L.H. ATTACHMENT HYDRAULIC KIT (Double-acting)
 KIT IDRAULICO ACCESSORIO SINISTRO (Doppio effetto)

Qté-Menge-Cant-Qty-Q.ta

10 AD

54

M

- | | |
|-----------------------|-----------------------|
| 1- M 26-2 S3 E2/E3 | 11- MC 70 PS S3 E2/E3 |
| 2- M 30-2 S3 E2/E3 | 12- M-X 30-4 S3-E3 |
| 3- M 26-4 S3 E2/E3 | 13- M-X 50-4 S3-E3 |
| 4- M 30-4 S3 E2/E3 | 14- M-X 70-2 S3-E3 |
| 5- M 40-4 S3 E2/E3 | 15- |
| 6- M 50-4 S3 E2/E3 | 16- |
| 7- MC 30 S3 E2/E3 | 17- |
| 8- MC 40 PS S3 E2/E3 | 18- |
| 9- MC 50 PS S3 E2/E3 | 19- |
| 10- MC 60 PS S3 E2/E3 | 20- |

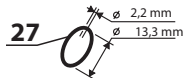
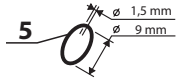
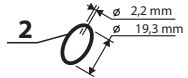
| Rep Hinw Fig Item Rif | Numéro Teil-Nr Numero Part-Nr Part-Nr | Désignation Bezeichnung Descripcion Description Descrizione | Qté-Menge-Cant-Qty-Q.ta | | | | | | | | | | | | | | | | | | | |
|-----------------------------------|---|---|-------------------------|---|---|---|---|---|---|---|---|----|----|----|----|----|----|----|----|----|----|----|
| | | | 1 | 2 | 3 | 4 | 5 | 6 | 7 | 8 | 9 | 10 | 11 | 12 | 13 | 14 | 15 | 16 | 17 | 18 | 19 | 20 |
| 61 | 243596 | Flexible Flexible Flessibile - Schlauch - Hose - | 1 | 1 | 1 | 1 | | | | 1 | | | | | | | | 1 | | | | |
| 62 | 192037 | Raccord rapide femelle Racor rapido hembra Raccordo rapido femmina - Verschraubung weibl. - Quick female union - | 2 | 2 | 2 | 2 | | | | 2 | | | | | | | | 2 | | | | |
| 63 | 241199 | Raccord Racor Raccordo - Verschraubung - Connection - | 2 | 2 | 2 | 2 | | | | 2 | | | | | | | | 2 | | | | |
| 64 | 192039 | Bouchon Tapón Tappo - Stopfen - Plug - | 2 | 2 | 2 | 2 | | | | 2 | | | | | | | | 2 | | | | |

10 AD 93

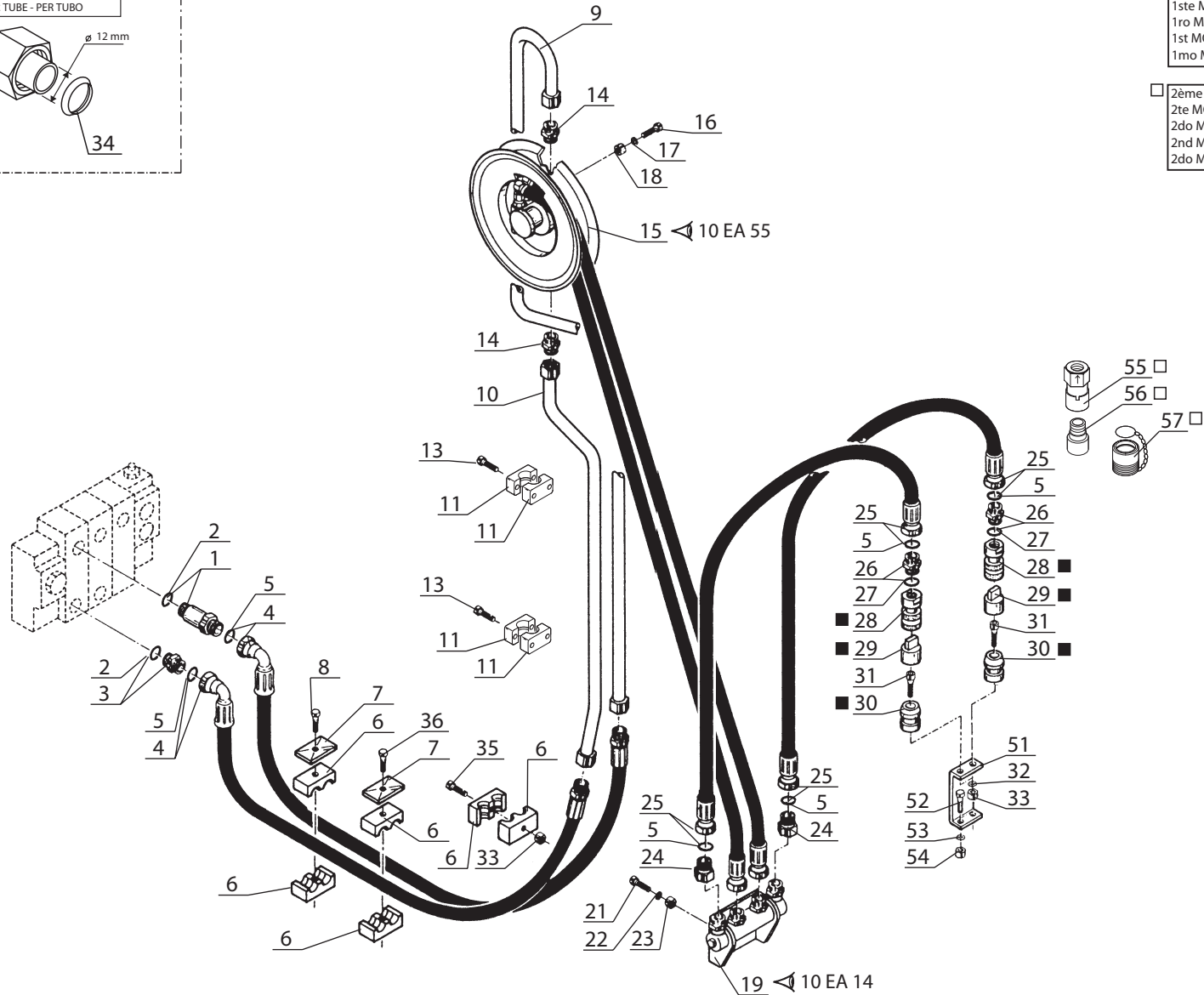
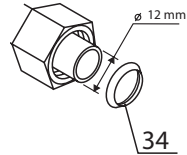
KIT HYDRAULIQUE ACCESSOIRE DROIT (Avec enrouleur)
 RECHT KIT ZUBEHOR HYDRAULIK (Mit spulerin)
 KIT HIDRAULICO ACCESORIO DERECHO (Con enrollor)
 R.H. ATTACHMENT HYDRAULIC KIT (With hose reel)
 KIT IDRAULICO ACCESSORIO DESTRO (Con arrottolatore)

M 26-2 S.3 / M 30-2 S.3
M 26-4 S.3 / M 30-4 S.3
MC 30 S.3 / M-X 30-4 S.3

POUR FLEXIBLE ET RACCORD
 FÜR SCHLAUCH UND VERSCHRAUBUNG
 PARA FLEXIBLE Y RACOR
 FOR HOSE AND CONNECTION
 PER FLESSIBILE E RACCORDO



POUR TUBE
 FÜR ROHR - PARA TUBO
 FOR TUBE - PER TUBO



■ 1er MONTAGE
 1ste MONTAGE
 1ro MONTAJE
 1st MOUNTING
 1mo MONTAGGIO

□ 2ème MONTAGE
 2te MONTAGE
 2do MONTAJE
 2nd MOUNTING
 2do MONTAGGIO

KIT COMPLET, VOIR NOMENCLATURE
 KOMPLETTER KIT, SIEHE STÜCKLISTE
 JUEGO COMPLETO, VER NOMENCLATURA
 COMPLETE KIT, SEE NOMENCLATURE
 KIT COMPLETO, VEDERE NOMENCLATURA

Rep - Hinw - Fig - Item - Sequenza

50

Catalogue : 647010

1

KIT HYDRAULIQUE ACCESSOIRE DROIT (Avec enrouleur)
 RECHT KIT ZUBEHOR HYDRAULIK (Mit spulerin)
 KIT HIDRAULICO ACCESORIO DERECHO (Con enrollador)
 R.H. ATTACHMENT HYDRAULIC KIT (With hose reel)
 KIT IDRAULICO ACCESSORIO DESTRO (Con arrottolatore)

Qté-Menge-Cant-Qty-Q.ta

10 AD

93

M

- | | |
|-----------------------|-----------------------|
| 1- M 26-2 S3 E2/E3 | 11- MC 70 PS S3 E2/E3 |
| 2- M 30-2 S3 E2/E3 | 12- M-X 30-4 S3-E3 |
| 3- M 26-4 S3 E2/E3 | 13- M-X 50-4 S3-E3 |
| 4- M 30-4 S3 E2/E3 | 14- M-X 70-2 S3-E3 |
| 5- M 40-4 S3 E2/E3 | 15- |
| 6- M 50-4 S3 E2/E3 | 16- |
| 7- MC 30 S3 E2/E3 | 17- |
| 8- MC 40 PS S3 E2/E3 | 18- |
| 9- MC 50 PS S3 E2/E3 | 19- |
| 10- MC 60 PS S3 E2/E3 | 20- |

| Rep Hinw Fig Item Rif | Numéro Teil-Nr Numero Part-Nr Part-Nr | Désignation Bezeichnung Descripcion Description Descrizione | Qté-Menge-Cant-Qty-Q.ta | | | | | | | | | | | | | | | | | | | |
|-----------------------------------|---|---|---|---|---|---|---|---|---|---|---|----|----|----|----|----|----|----|----|----|----|----|
| | | | 1 | 2 | 3 | 4 | 5 | 6 | 7 | 8 | 9 | 10 | 11 | 12 | 13 | 14 | 15 | 16 | 17 | 18 | 19 | 20 |
| 1 | 168906 | Raccord Union Prolongateur Racor Raccordo | - Verschraubung - Connection - | 1 | 1 | 1 | 1 | | | | 1 | | | | | | | 1 | | | | |
| 2 | 169373 | Joint torique Junta tórica Anello OR | - "0" ring - "0" ring - | X | X | X | X | | | | X | | | | | | | X | | | | |
| 3 | 173038 | Raccord Union Racor Raccordo | - Verschraubung - Connection - | 1 | 1 | 1 | 1 | | | | 1 | | | | | | | 1 | | | | |
| 4 | 221293 | Flexible (Lg 2100) Flexible Flessibile | - Schlauch - Hose - | 2 | 2 | 2 | 2 | | | | 2 | | | | | | | 2 | | | | |
| 5 | 190874 | Joint torique Junta tórica Anello OR | - "0" ring - "0" ring - | X | X | X | X | | | | X | | | | | | | X | | | | |
| 6 | 217217 | Demi-collier Media abrazadera Fascetta | - Halb-klemme - Half-clamp - | 6 | 6 | 6 | 6 | | | | 6 | | | | | | | 6 | | | | |
| 7 | 168494 | Plaque de protection Placa de protección Piastra di protezione | - Schutzplatte - Protection plate - | 2 | 2 | 2 | 2 | | | | 2 | | | | | | | 2 | | | | |
| 8 | 6224 | Vis H,M 8- 40-8.8-ZN8/C Tornillo Vite | - Schraube - Screw - | 1 | 1 | 1 | 1 | | | | 1 | | | | | | | 1 | | | | |
| 9 | 177157 | Tube Tubo Tubo | - Rohr - Tube - | 1 | 1 | 1 | 1 | | | | 1 | | | | | | | 1 | | | | |
| 10 | 177155 | Tube Tubo Tubo | - Rohr - Tube - | 1 | 1 | 1 | 1 | | | | 1 | | | | | | | 1 | | | | |
| 11 | 168746 | Demi-collier Media abrazadera Fascetta | - Halb-klemme - Half-clamp - | 8 | 8 | 8 | 8 | | | | 8 | | | | | | | 8 | | | | |

+

Catalogue : 647010

2

KIT HYDRAULIQUE ACCESSOIRE DROIT (Avec enrouleur)
 RECHT KIT ZUBEHOR HYDRAULIK (Mit spulerin)
 KIT HIDRAULICO ACCESORIO DERECHO (Con enrollador)
 R.H. ATTACHMENT HYDRAULIC KIT (With hose reel)
 KIT IDRAULICO ACCESSORIO DESTRO (Con arrottolatore)

Qté-Menge-Cant-Qty-Q.ta

10 AD

93

M

| | |
|-----------------------|-----------------------|
| 1- M 26-2 S3 E2/E3 | 11- MC 70 PS S3 E2/E3 |
| 2- M 30-2 S3 E2/E3 | 12- M-X 30-4 S3-E3 |
| 3- M 26-4 S3 E2/E3 | 13- M-X 50-4 S3-E3 |
| 4- M 30-4 S3 E2/E3 | 14- M-X 70-2 S3-E3 |
| 5- M 40-4 S3 E2/E3 | 15- |
| 6- M 50-4 S3 E2/E3 | 16- |
| 7- MC 30 S3 E2/E3 | 17- |
| 8- MC 40 PS S3 E2/E3 | 18- |
| 9- MC 50 PS S3 E2/E3 | 19- |
| 10- MC 60 PS S3 E2/E3 | 20- |

| Rep Hinw Fig Item Rif | Numéro Teil-Nr Numero Part-Nr Part-Nr | Désignation Bezeichnung Descripcion Description Descrizione | | | | | | | | | | | | | | | | | | | | |
|-----------------------------------|---|---|---|---|---|---|---|---|---|---|---|----|----|----|----|----|----|----|----|----|----|----|
| | | | 1 | 2 | 3 | 4 | 5 | 6 | 7 | 8 | 9 | 10 | 11 | 12 | 13 | 14 | 15 | 16 | 17 | 18 | 19 | 20 |
| 13 | 7242 | Vis CHc,M 6- 20 zinguée Tornillo Vite | - Schraube - Screw - | 8 | 8 | 8 | 8 | | | | 8 | | | | | | | 8 | | | | |
| 14 | 170385 | Raccord Union Racor Raccordo | - Verschraubung - Connection - | 2 | 2 | 2 | 2 | | | | 2 | | | | | | | 2 | | | | |
| 15 | 160712 | Enrouleur complet droit Enrollador derecho completo Arrottolatore completo destro | - Kompletter recht spulerin - Complete R.H. hose reel - | 1 | 1 | 1 | 1 | | | | 1 | | | | | | | 1 | | | | |
| 16 | 58535 | Vis H,M10- 40-8.8-ZN8/C Tornillo Vite | - Schraube - Screw - | 4 | 4 | 4 | 4 | | | | 4 | | | | | | | 4 | | | | |
| 17 | 42232 | Rondelle W10 ZN Arandela Rondella | - Unterlegscheibe - Washer - | 4 | 4 | 4 | 4 | | | | 4 | | | | | | | 4 | | | | |
| 18 | 56354 | Ecrou H ,M10 zingué Tuerca Dado | - Mutter - Nut - | 4 | 4 | 4 | 4 | | | | 4 | | | | | | | 4 | | | | |
| 19 | 160714 | Distributeur complet Kompletter kommandosteuerventil Distribuidor completo Distributore completo | - Complete valve bank - | 1 | 1 | 1 | 1 | | | | 1 | | | | | | | 1 | | | | |
| 21 | 5804 | Vis H,M10- 25-8.8-ZN8/C Tornillo Vite | - Schraube - Screw - | 1 | 1 | 1 | 1 | | | | 1 | | | | | | | 1 | | | | |
| 22 | 42232 | Rondelle W10 ZN Arandela Rondella | - Unterlegscheibe - Washer - | 1 | 1 | 1 | 1 | | | | 1 | | | | | | | 1 | | | | |
| 23 | 56354 | Ecrou H ,M10 zingué Tuerca Dado | - Mutter - Nut - | 1 | 1 | 1 | 1 | | | | 1 | | | | | | | 1 | | | | |
| 24 | 176363 | Raccord Union Racor Raccordo | - Verschraubung - Connection - | 2 | 2 | 2 | 2 | | | | 2 | | | | | | | 2 | | | | |

+

Catalogue : 647010

3

KIT HYDRAULIQUE ACCESSOIRE DROIT (Avec enrouleur)
 RECHT KIT ZUBEHOR HYDRAULIK (Mit spulerin)
 KIT HIDRAULICO ACCESORIO DERECHO (Con enrollador)
 R.H. ATTACHMENT HYDRAULIC KIT (With hose reel)
 KIT IDRAULICO ACCESSORIO DESTRO (Con arrottolatore)

Qté-Menge-Cant-Qty-Q.ta

10 AD

93

M

- | | |
|-----------------------|-----------------------|
| 1- M 26-2 S3 E2/E3 | 11- MC 70 PS S3 E2/E3 |
| 2- M 30-2 S3 E2/E3 | 12- M-X 30-4 S3-E3 |
| 3- M 26-4 S3 E2/E3 | 13- M-X 50-4 S3-E3 |
| 4- M 30-4 S3 E2/E3 | 14- M-X 70-2 S3-E3 |
| 5- M 40-4 S3 E2/E3 | 15- |
| 6- M 50-4 S3 E2/E3 | 16- |
| 7- MC 30 S3 E2/E3 | 17- |
| 8- MC 40 PS S3 E2/E3 | 18- |
| 9- MC 50 PS S3 E2/E3 | 19- |
| 10- MC 60 PS S3 E2/E3 | 20- |

| Rep Hinw Fig Item Rif | Numéro Teil-Nr Numero Part-Nr Part-Nr | Désignation Bezeichnung Descripcion Description Descrizione | | | | | | | | | | | | | | | | | | | | |
|-----------------------------------|---|---|---|---|---|---|---|---|---|---|---|----|----|----|----|----|----|----|----|----|----|----|
| | | | 1 | 2 | 3 | 4 | 5 | 6 | 7 | 8 | 9 | 10 | 11 | 12 | 13 | 14 | 15 | 16 | 17 | 18 | 19 | 20 |
| 25 | 171739 | Flexible (Lg 600) Flexible Flessibile | - Schlauch - Hose - | 2 | 2 | 2 | 2 | | | | 2 | | | | | | | 2 | | | | |
| 26 | 167927 | Raccord Union Racor Raccordo | - Verschraubung - Connection - | 2 | 2 | 2 | 2 | | | | 2 | | | | | | | 2 | | | | |
| 27 | 169436 | Joint torique Junta tórica Anello OR | - "0" ring - "0" ring - | X | X | X | X | | | | X | | | | | | | X | | | | |
| 28 | 169345 | Raccord rapide femelle Racor rapido hembra Raccordo femina | - siehe 662272 - Quick female union - | 2 | 2 | 2 | 2 | | | | 2 | | | | | | | 2 | | | | |
| 29 | 53310 | Bouchon Tapón Tappo | - Stopfen - Plug - | 2 | 2 | 2 | 2 | | | | 2 | | | | | | | 2 | | | | |
| 30 | 53309 | Embout Tapón Ghiera | - Stopfen - Plug - | 2 | 2 | 2 | 2 | | | | 2 | | | | | | | 2 | | | | |
| 31 | 73208 | Vis CHc,M 8- 20 zinguée Tornillo Vite | - Schraube - Screw - | 2 | 2 | 2 | 2 | | | | 2 | | | | | | | 2 | | | | |
| 32 | 42325 | Rondelle W 8 ZN Arandela Rondella | - Unterlegscheibe - Washer - | 2 | 2 | 2 | 2 | | | | 2 | | | | | | | 2 | | | | |
| 33 | 58528 | Ecrou H ,M 8 ZN Tuerca Dado | - Mutter - Nut - | 3 | 3 | 3 | 3 | | | | 3 | | | | | | | 3 | | | | |
| 34 | 169437 | Joint d'étanchéité Junta de estanqueidad Guarnizione | - Dichtungsring - Seal - | X | X | X | X | | | | X | | | | | | | X | | | | |
| 35 | 73208 | Vis CHc,M 8- 20 zinguée Tornillo Vite | - Schraube - Screw - | 1 | 1 | 1 | 1 | | | | 1 | | | | | | | 1 | | | | |

+

Catalogue : 647010

1

KIT HYDRAULIQUE ACCESSOIRE GAUCHE (Avec enrouleur)
 LINK KIT ZUBEHOR HYDRAULIK (Mit spulerin)
 KIT HIDRAULICO ACCESORIO IZQUIERDO (Con enrollador)
 L.H. ATTACHMENT HYDRAULIC KIT (With hose reel)
 KIT IDRAULICO ACCESSORIO SINISTRO (Con arrottolatore)

Qté-Menge-Cant-Qty-Q.ta

10 AD

94

M

| | |
|-----------------------|-----------------------|
| 1- M 26-2 S3 E2/E3 | 11- MC 70 PS S3 E2/E3 |
| 2- M 30-2 S3 E2/E3 | 12- M-X 30-4 S3-E3 |
| 3- M 26-4 S3 E2/E3 | 13- M-X 50-4 S3-E3 |
| 4- M 30-4 S3 E2/E3 | 14- M-X 70-2 S3-E3 |
| 5- M 40-4 S3 E2/E3 | 15- |
| 6- M 50-4 S3 E2/E3 | 16- |
| 7- MC 30 S3 E2/E3 | 17- |
| 8- MC 40 PS S3 E2/E3 | 18- |
| 9- MC 50 PS S3 E2/E3 | 19- |
| 10- MC 60 PS S3 E2/E3 | 20- |

| Rep Hinw Fig Item Rif | Numéro Teil-Nr Numero Part-Nr Part-Nr | Désignation Bezeichnung Descripcion Description Descrizione | Qté-Menge-Cant-Qty-Q.ta | | | | | | | | | | | | | | | | | | | |
|-----------------------------------|---|---|---|---|---|---|---|---|---|---|---|----|----|----|----|----|----|----|----|----|----|----|
| | | | 1 | 2 | 3 | 4 | 5 | 6 | 7 | 8 | 9 | 10 | 11 | 12 | 13 | 14 | 15 | 16 | 17 | 18 | 19 | 20 |
| 1 | 168906 | Raccord Union Prolongateur Racor Raccordo | - Verschraubung - Connection - | 1 | 1 | 1 | 1 | | | | 1 | | | | | | | 1 | | | | |
| 2 | 169373 | Joint torique Junta tórica Anello OR | - "0" ring - "0" ring - | X | X | X | X | | | | X | | | | | | | X | | | | |
| 3 | 173038 | Raccord Union Racor Raccordo | - Verschraubung - Connection - | 1 | 1 | 1 | 1 | | | | 1 | | | | | | | 1 | | | | |
| 4 | 221294 | Flexible (Lg 2400) Flexible Flessibile | - Schlauch - Hose - | 2 | 2 | 2 | 2 | | | | 2 | | | | | | | 2 | | | | |
| 5 | 190874 | Joint torique Junta tórica Anello OR | - "0" ring - "0" ring - | X | X | X | X | | | | X | | | | | | | X | | | | |
| 6 | 217217 | Demi-collier Media abrazadera Fascetta | - Halb-klemme - Half-clamp - | 8 | 8 | 8 | 8 | | | | 8 | | | | | | | 8 | | | | |
| 7 | 168494 | Plaque de protection Placa de protección Piastra di protezione | - Schutzplatte - Protection plate - | 3 | 3 | 3 | 3 | | | | 3 | | | | | | | 3 | | | | |
| 8 | 58530 | Vis H,M 8- 45-8.8-ZN8/C Tornillo Vite | - Schraube - Screw - | 1 | 1 | 1 | 1 | | | | 1 | | | | | | | 1 | | | | |
| 9 | 177163 | Tube Tubo Tubo | - Rohr - Tube - | 1 | 1 | 1 | 1 | | | | 1 | | | | | | | 1 | | | | |
| 10 | 177155 | Tube Tubo Tubo | - Rohr - Tube - | 1 | 1 | 1 | 1 | | | | 1 | | | | | | | 1 | | | | |
| 11 | 168746 | Demi-collier Media abrazadera Fascetta | - Halb-klemme - Half-clamp - | 8 | 8 | 8 | 8 | | | | 8 | | | | | | | 8 | | | | |

+

Catalogue : 647010

2

KIT HYDRAULIQUE ACCESSOIRE GAUCHE (Avec enrouleur)
 LINK KIT ZUBEHOR HYDRAULIK (Mit spulerin)
 KIT HIDRAULICO ACCESORIO IZQUIERDO (Con enrollador)
 L.H. ATTACHMENT HYDRAULIC KIT (With hose reel)
 KIT IDRAULICO ACCESSORIO SINISTRO (Con arrottolatore)

Qté-Menge-Cant-Qty-Q.ta

10 AD

94

M

| | | | | | | | | | | |
|-----|----|------|----|-------|-------|-----|------|-------|----|-------|
| 1- | M | 26-2 | S3 | E2/E3 | 11- | MC | 70 | PS | S3 | E2/E3 |
| 2- | M | 30-2 | S3 | E2/E3 | 12- | M-X | 30-4 | S3-E3 | | |
| 3- | M | 26-4 | S3 | E2/E3 | 13- | M-X | 50-4 | S3-E3 | | |
| 4- | M | 30-4 | S3 | E2/E3 | 14- | M-X | 70-2 | S3-E3 | | |
| 5- | M | 40-4 | S3 | E2/E3 | 15- | | | | | |
| 6- | M | 50-4 | S3 | E2/E3 | 16- | | | | | |
| 7- | MC | 30 | S3 | E2/E3 | 17- | | | | | |
| 8- | MC | 40 | PS | S3 | E2/E3 | 18- | | | | |
| 9- | MC | 50 | PS | S3 | E2/E3 | 19- | | | | |
| 10- | MC | 60 | PS | S3 | E2/E3 | 20- | | | | |

| Rep Hinw Fig Item Rif | Número Teil-Nr Numero Part-Nr Part-Nr | Désignation Bezeichnung Descripcion Description Descrizione | 1 | 2 | 3 | 4 | 5 | 6 | 7 | 8 | 9 | 10 | 11 | 12 | 13 | 14 | 15 | 16 | 17 | 18 | 19 | 20 | |
|-----------------------------------|---|--|---|---|---|---|---|---|---|---|---|----|----|----|----|----|----|----|----|----|----|----|--|
| 13 | 7242 | Vis CHc,M 6- 20 zinguée Tornillo Vite - Schraube - Screw - | 8 | 8 | 8 | 8 | | | 8 | | | | | 8 | | | | | | | | | |
| 14 | 170385 | Raccord Union Racor Raccordo - Verschraubung - Connection - | 2 | 2 | 2 | 2 | | | 2 | | | | | 2 | | | | | | | | | |
| 15 | 160713 | Enrouleur complet Enrollador completo Arrottolatore completo - Kompletter spulerin - Complete hose reel - | 1 | 1 | 1 | 1 | | | 1 | | | | | 1 | | | | | | | | | |
| 16 | 58535 | Vis H,M10- 40-8.8-ZN8/C Tornillo Vite - Schraube - Screw - | 4 | 4 | 4 | 4 | | | 4 | | | | | 4 | | | | | | | | | |
| 17 | 42232 | Rondelle W10 ZN Arandela Rondella - Unterlegscheibe - Washer - | 4 | 4 | 4 | 4 | | | 4 | | | | | 4 | | | | | | | | | |
| 18 | 56354 | Ecrou H ,M10 zingué Tuerca Dado - Mutter - Nut - | 4 | 4 | 4 | 4 | | | 4 | | | | | 4 | | | | | | | | | |
| 19 | 160714 | Distributeur complet Kompletter kommandosteuer Ventil Distribuidor completo Distributore completo - Complete valve bank - | 1 | 1 | 1 | 1 | | | 1 | | | | | 1 | | | | | | | | | |
| 21 | 5804 | Vis H,M10- 25-8.8-ZN8/C Tornillo Vite - Schraube - Screw - | 1 | 1 | 1 | 1 | | | 1 | | | | | 1 | | | | | | | | | |
| 22 | 42232 | Rondelle W10 ZN Arandela Rondella - Unterlegscheibe - Washer - | 1 | 1 | 1 | 1 | | | 1 | | | | | 1 | | | | | | | | | |
| 23 | 56354 | Ecrou H ,M10 zingué Tuerca Dado - Mutter - Nut - | 1 | 1 | 1 | 1 | | | 1 | | | | | 1 | | | | | | | | | |
| 24 | 176363 | Raccord Union Racor Raccordo - Verschraubung - Connection - | 2 | 2 | 2 | 2 | | | 2 | | | | | 2 | | | | | | | | | |

+

Catalogue : 647010

3

KIT HYDRAULIQUE ACCESSOIRE GAUCHE (Avec enrouleur)
 LINK KIT ZUBEHOR HYDRAULIK (Mit spulerin)
 KIT HIDRAULICO ACCESORIO IZQUIERDO (Con enrollador)
 L.H. ATTACHMENT HYDRAULIC KIT (With hose reel)
 KIT IDRAULICO ACCESSORIO SINISTRO (Con arrottolatore)

Qté-Menge-Cant-Qty-Q.ta

10 AD

94

M

| | | | | | | | | | | |
|-----|----|------|----|-------|-------|-----|------|-------|----|-------|
| 1- | M | 26-2 | S3 | E2/E3 | 11- | MC | 70 | PS | S3 | E2/E3 |
| 2- | M | 30-2 | S3 | E2/E3 | 12- | M-X | 30-4 | S3-E3 | | |
| 3- | M | 26-4 | S3 | E2/E3 | 13- | M-X | 50-4 | S3-E3 | | |
| 4- | M | 30-4 | S3 | E2/E3 | 14- | M-X | 70-2 | S3-E3 | | |
| 5- | M | 40-4 | S3 | E2/E3 | 15- | | | | | |
| 6- | M | 50-4 | S3 | E2/E3 | 16- | | | | | |
| 7- | MC | 30 | S3 | E2/E3 | 17- | | | | | |
| 8- | MC | 40 | PS | S3 | E2/E3 | 18- | | | | |
| 9- | MC | 50 | PS | S3 | E2/E3 | 19- | | | | |
| 10- | MC | 60 | PS | S3 | E2/E3 | 20- | | | | |

| Rep Hinw Fig Item Rif | Número Teil-Nr Numero Part-Nr Part-Nr | Désignation Bezeichnung Descripcion Description Descrizione | 1 | 2 | 3 | 4 | 5 | 6 | 7 | 8 | 9 | 10 | 11 | 12 | 13 | 14 | 15 | 16 | 17 | 18 | 19 | 20 |
|-----------------------------------|---|---|---|---|---|---|---|---|---|---|---|----|----|----|----|----|----|----|----|----|----|----|
| 25 | 171739 | Flexible (Lg 600) Flexible Flessibile | - Schlauch - Hose - | 2 | 2 | 2 | 2 | | 2 | | | | | 2 | | | | | | | | |
| 26 | 167927 | Raccord Union Racor Raccordo | - Verschraubung - Connection - | 2 | 2 | 2 | 2 | | 2 | | | | | 2 | | | | | | | | |
| 27 | 169436 | Joint torique Junta tórica Anello OR | - "0" ring - "0" ring - | X | X | X | X | | X | | | | | X | | | | | | | | |
| 28 | 169345 | Raccord rapide femelle Racor rapido hembra Raccordo femina | - siehe 662272 - Quick female union - | 2 | 2 | 2 | 2 | | 2 | | | | | 2 | | | | | | | | |
| 29 | 53310 | Bouchon Tapón Tappo | - Stopfen - Plug - | 2 | 2 | 2 | 2 | | 2 | | | | | 2 | | | | | | | | |
| 30 | 53309 | Embout Tapón Ghiera | - Stopfen - Plug - | 2 | 2 | 2 | 2 | | 2 | | | | | 2 | | | | | | | | |
| 31 | 73208 | Vis CHc,M 8- 20 zinguée Tornillo Vite | - Schraube - Screw - | 2 | 2 | 2 | 2 | | 2 | | | | | 2 | | | | | | | | |
| 32 | 42325 | Rondelle W 8 ZN Arandela Rondella | - Unterlegscheibe - Washer - | 2 | 2 | 2 | 2 | | 2 | | | | | 2 | | | | | | | | |
| 33 | 58528 | Ecrou H ,M 8 ZN Tuerca Dado | - Mutter - Nut - | 2 | 2 | 2 | 2 | | 2 | | | | | 2 | | | | | | | | |
| 34 | 169437 | Joint d'étanchéité Junta de estanqueidad Guarnizione | - Dichtungsring - Seal - | X | X | X | X | | X | | | | | X | | | | | | | | |
| 35 | 73208 | Vis CHc,M 8- 20 zinguée Tornillo Vite | - Schraube - Screw - | 1 | 1 | 1 | 1 | | 1 | | | | | 1 | | | | | | | | |

+

Catalogue : 647010

4

KIT HYDRAULIQUE ACCESSOIRE GAUCHE (Avec enrouleur)
 LINK KIT ZUBEHOR HYDRAULIK (Mit spulerin)
 KIT HIDRAULICO ACCESORIO IZQUIERDO (Con enrollador)
 L.H. ATTACHMENT HYDRAULIC KIT (With hose reel)
 KIT IDRAULICO ACCESSORIO SINISTRO (Con arrotollatore)

Qté-Menge-Cant-Qty-Q.ta

10 AD

94

M

| | |
|-----------------------|-----------------------|
| 1- M 26-2 S3 E2/E3 | 11- MC 70 PS S3 E2/E3 |
| 2- M 30-2 S3 E2/E3 | 12- M-X 30-4 S3-E3 |
| 3- M 26-4 S3 E2/E3 | 13- M-X 50-4 S3-E3 |
| 4- M 30-4 S3 E2/E3 | 14- M-X 70-2 S3-E3 |
| 5- M 40-4 S3 E2/E3 | 15- |
| 6- M 50-4 S3 E2/E3 | 16- |
| 7- MC 30 S3 E2/E3 | 17- |
| 8- MC 40 PS S3 E2/E3 | 18- |
| 9- MC 50 PS S3 E2/E3 | 19- |
| 10- MC 60 PS S3 E2/E3 | 20- |

| Rep Hinw Fig Item Rif | Numéro Teil-Nr Numero Part-Nr Part-Nr | Désignation Bezeichnung Descripcion Description Descrizione | Qté-Menge-Cant-Qty-Q.ta | | | | | | | | | | | | | | | | | | | |
|-----------------------------------|---|---|--|---|---|---|---|---|---|---|---|----|----|----|----|----|----|----|----|----|----|----|
| | | | 1 | 2 | 3 | 4 | 5 | 6 | 7 | 8 | 9 | 10 | 11 | 12 | 13 | 14 | 15 | 16 | 17 | 18 | 19 | 20 |
| 36 | 58528 | Ecrou H ,M 8 ZN Tuerca Dado | - Mutter - Nut - | 3 | 3 | 3 | 3 | | | | | | | | | | | | | | | |
| 37 | 55475 | Tige filetée M8 (Lg 90) Varilla fileteada Stelo filettato | - Schraubenspindel - Screwed spindle - | 1 | 1 | 1 | 1 | | | | | | | | | | | | | | | |
| 38 | 58533 | Vis H,M 8- 60-8.8-ZN8/C Tornillo Vite | - Schraube - Screw - | 1 | 1 | 1 | 1 | | | | | | | | | | | | | | | |
| 39 | 60482 | Vis H,M16- 30-8.8-ZN8/C Tornillo Vite | - Schraube - Screw - | 1 | 1 | 1 | 1 | | | | | | | | | | | | | | | |
| 40 | 42322 | Rondelle W16 ZN Arandela Rondella | - Unterlegscheibe - Washer - | 1 | 1 | 1 | 1 | | | | | | | | | | | | | | | |
| 41 | 219813 | Support Soporte Supporto | - Träger - Bracket - | 1 | 1 | 1 | 1 | | | | | | | | | | | | | | | |
| 42 | 42325 | Rondelle W 8 ZN Arandela Rondella | - Unterlegscheibe - Washer - | 1 | 1 | 1 | 1 | | | | | | | | | | | | | | | |
| 50 | 221221 | Kit hydraulique accessoire complet (mât 6,75 m) Kompletter kit zübehor hydraulik (hubmast 6,75 m) Kit hidraulico accesorio completo (mástil 6,75 m) Complete attachment hydraulic kit (mast 6,75 m) Kit idraulico accesorio completo (rampa 6,75 m) | | 1 | 1 | 1 | 1 | | | | | | | | | | | | | | | |
| 51 | 178735 | Support point fixe Soporte Supporto | - Träger - Bracket - | 1 | 1 | 1 | 1 | | | | | | | | | | | | | | | |
| 52 | 73208 | Vis CHc,M 8- 20 zinguée Tornillo Vite | - Schraube - Screw - | 2 | 2 | 2 | 2 | | | | | | | | | | | | | | | |
| 53 | 42325 | Rondelle W 8 ZN Arandela Rondella | - Unterlegscheibe - Washer - | 2 | 2 | 2 | 2 | | | | | | | | | | | | | | | |

+

Catalogue : 647010

5

KIT HYDRAULIQUE ACCESSOIRE GAUCHE (Avec enrouleur)
 LINK KIT ZUBEHOR HYDRAULIK (Mit spulerin)
 KIT HIDRAULICO ACCESORIO IZQUIERDO (Con enrollador)
 L.H. ATTACHMENT HYDRAULIC KIT (With hose reel)
 KIT IDRAULICO ACCESSORIO SINISTRO (Con arrottolatore)

Qté-Menge-Cant-Qty-Q.ta

10 AD

94

M

- | | |
|-----------------------|-----------------------|
| 1- M 26-2 S3 E2/E3 | 11- MC 70 PS S3 E2/E3 |
| 2- M 30-2 S3 E2/E3 | 12- M-X 30-4 S3-E3 |
| 3- M 26-4 S3 E2/E3 | 13- M-X 50-4 S3-E3 |
| 4- M 30-4 S3 E2/E3 | 14- M-X 70-2 S3-E3 |
| 5- M 40-4 S3 E2/E3 | 15- |
| 6- M 50-4 S3 E2/E3 | 16- |
| 7- MC 30 S3 E2/E3 | 17- |
| 8- MC 40 PS S3 E2/E3 | 18- |
| 9- MC 50 PS S3 E2/E3 | 19- |
| 10- MC 60 PS S3 E2/E3 | 20- |

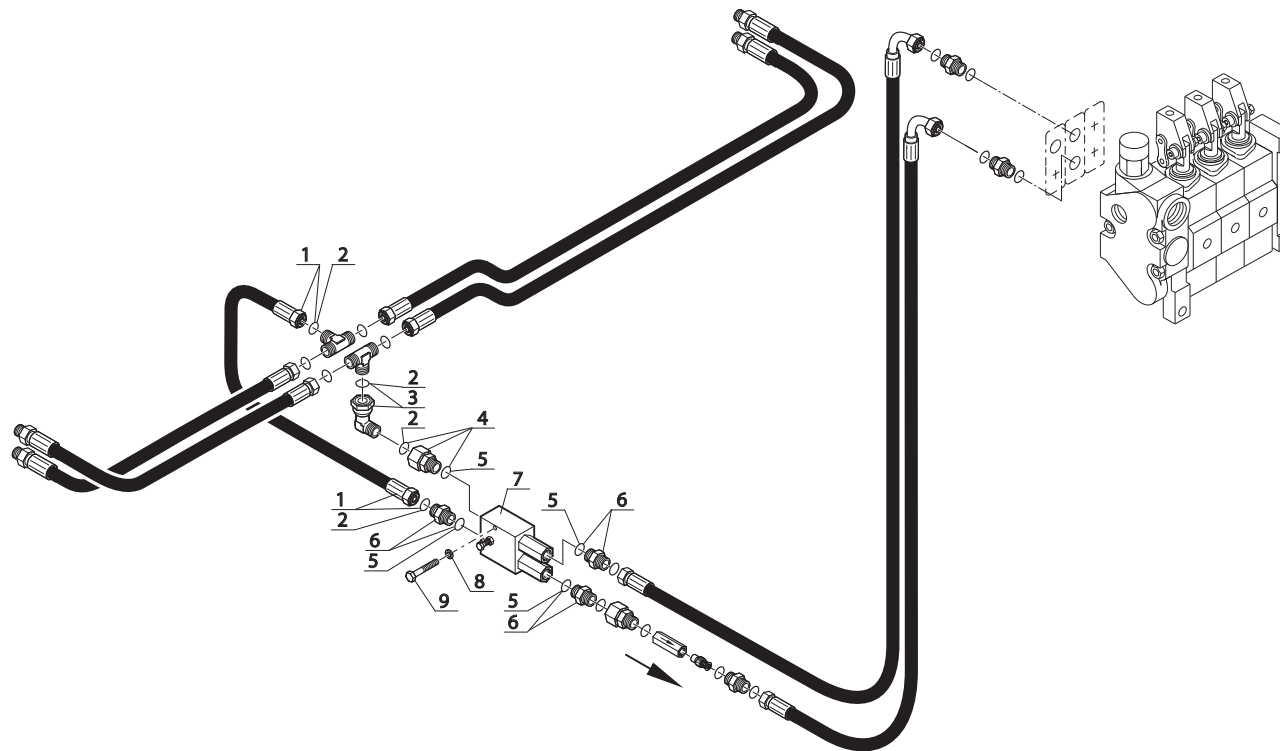
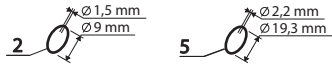
| Rep Hinw Fig Item Rif | Numéro Teil-Nr Numero Part-Nr Part-Nr | Désignation Bezeichnung Descripcion Description Descrizione | Qté-Menge-Cant-Qty-Q.ta | | | | | | | | | | | | | | | | | | | |
|-----------------------------------|---|--|---|---|---|---|---|---|---|---|---|----|----|----|----|----|----|----|----|----|----|----|
| | | | 1 | 2 | 3 | 4 | 5 | 6 | 7 | 8 | 9 | 10 | 11 | 12 | 13 | 14 | 15 | 16 | 17 | 18 | 19 | 20 |
| 54 | 58528 | Ecrou H ,M 8 ZN Tuerca Dado | - Mutter - Nut - | 2 | 2 | 2 | 2 | | | | 2 | | | | | | | 2 | | | | |
| 55 | 192037 | Raccord rapide femelle Racor rapido hembra Raccordo rapido femmina | - Verschraubung weibl. - Quick female union - | 2 | 2 | 2 | 2 | | | | 2 | | | | | | | 2 | | | | |
| 56 | 241199 | Raccord Racor Raccordo | - Verschraubung - Connection - | 2 | 2 | 2 | 2 | | | | 2 | | | | | | | 2 | | | | |
| 57 | 192039 | Bouchon Tapón Tappo | - Stopfen - Plug - | 2 | 2 | 2 | 2 | | | | 2 | | | | | | | 2 | | | | |

10 AF 103

HYDRAULIQUE (Valve d'équilibrage)
HYDRAULIK (Abgleichen ventil)
HIDRAULICO (Válvula de equilibrio)
HYDRAULIC (Balancing valve)
IDRAULICO (Valvola di equilibratura)

M 26-2 S.3 / M 30-2 S.3
M 26-4 S.3 / M 30-4 S.3
MC 30 S.3 / M-X 30-4 S.3

POUR FLEXIBLE ET RACCORD
FÜR SCHLAUCH UND VERSCHRAUBUNG
PARA FLEXIBLE Y RACOR
FOR HOSE AND CONNECTION
PER FLESSIBILE E RACCORDO



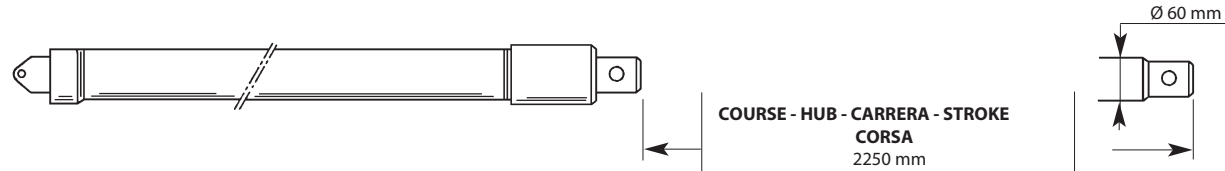
Catalogue : 647010

| 1 | HYDRAULIQUE (Valve d'équilibrage) HYDRAULIK (Abgleichen ventil) HIDRAULICO (Válvula de equilibrado) HYDRAULIC (Balancing valve) IDRAULICO (Valvola di equilibratura) | | | Qté-Menge-Cant-Qty-Q.ta | | | | | | | | | | 10 AF | 103 | M | | | | | | | |
|---|--|---|---|-------------------------|---|---|---|---|---|---|---|---|----|-------|-----|----|----|----|----|----|----|----|----|
| | Rep Hinw Fig Item Rif | Numéro Teil-Nr Numero Part-Nr Part-Nr | Désignation Bezeichnung Description Descrizione | 1 | 2 | 3 | 4 | 5 | 6 | 7 | 8 | 9 | 10 | 11 | 12 | 13 | 14 | 15 | 16 | 17 | 18 | 19 | 20 |
| 1 | 171109 | Flexible (Lg 350) Flexible Flessibile | - Schlauch - Hose - | 1 | 1 | 1 | 1 | | | 1 | | | | | 1 | | | | | | | | |
| 2 | 190874 | Joint torique Junta tórica Anello OR | - "0" ring - "0" ring - | X | X | X | X | | | X | | | | | X | | | | | | | | |
| 3 | 197233 | Raccord Coudé Adapteur Racor Raccordo | - Verschraubung - Connection - | 1 | 1 | 1 | 1 | | | 1 | | | | | 1 | | | | | | | | |
| 4 | 167932 | Raccord Adapteur Racor Raccordo | - Verschraubung - Connection - | 1 | 1 | 1 | 1 | | | 1 | | | | | 1 | | | | | | | | |
| 5 | 169373 | Joint torique Junta tórica Anello OR | - "0" ring - "0" ring - | X | X | X | X | | | X | | | | | X | | | | | | | | |
| 6 | 173038 | Raccord Union Racor Raccordo | - Verschraubung - Connection - | 3 | 3 | 3 | 3 | | | 3 | | | | | 3 | | | | | | | | |
| 7 | 169311 | Valve d'équilibrage Válvula de equilibrado Valvola di equilibratura | - Abgleichen ventil - Balancing valve - | 1 | 1 | 1 | 1 | | | 1 | | | | | 1 | | | | | | | | |
| 8 | 42316 | Rondelle W 6 ZN Arandela Rondella | - Unterlegscheibe - Washer - | 2 | 2 | 2 | 2 | | | 2 | | | | | 2 | | | | | | | | |
| 9 | 31007 | Vis H,M 6- 50-8.8-ZN5/C Tornillo Vite | - Schraube - Screw - | 2 | 2 | 2 | 2 | | | 2 | | | | | 2 | | | | | | | | |

10 CA 97

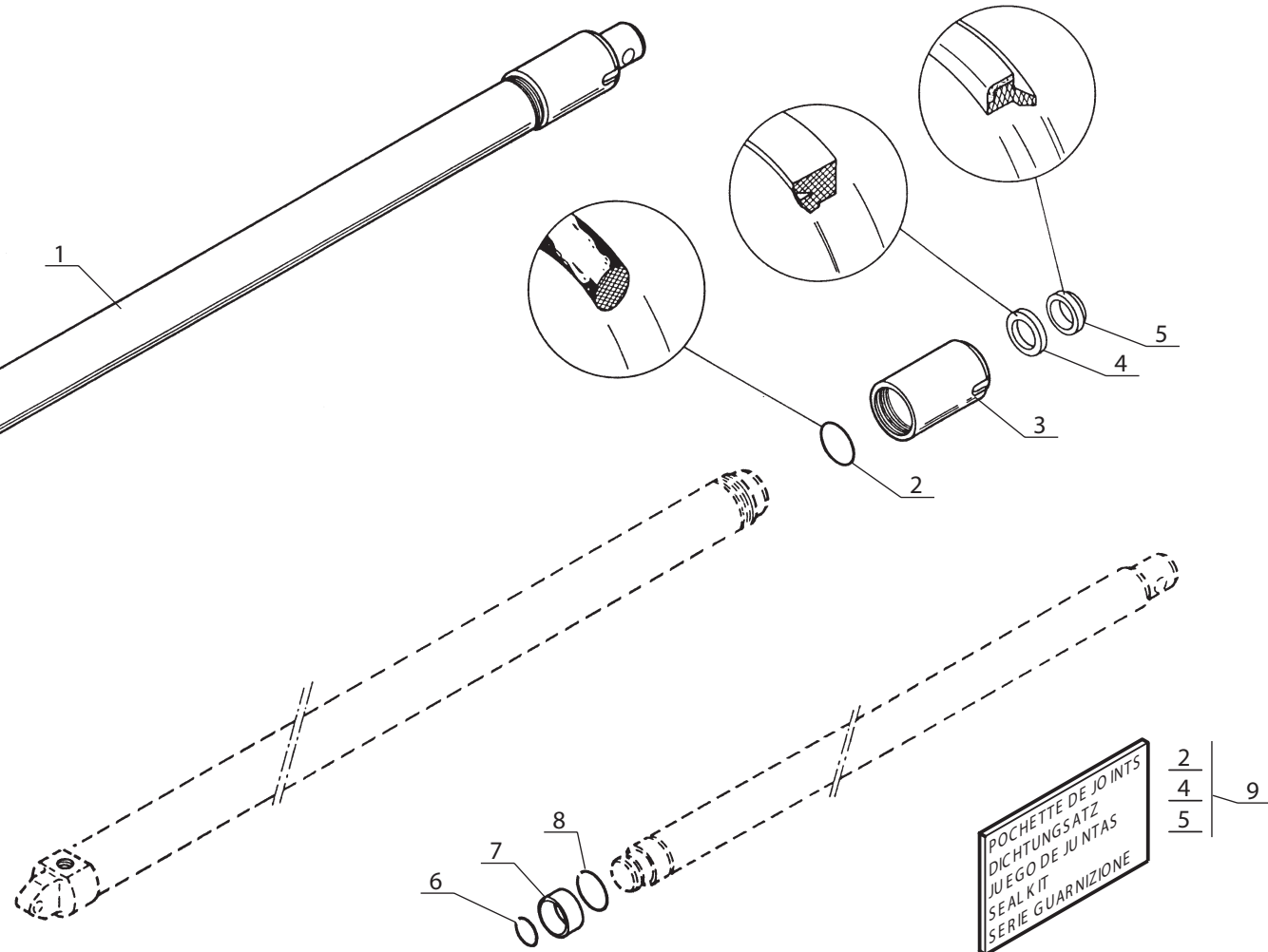
HYDRAULIQUE (Vérin d'élévation)
HYDRAULIK (Hubzylinder)
HIDRAULICO (Cilindro de elevación)
HYDRAULIC (Lifting cylinder)
IDRAULICO (Cilindro di sollevamento)

M 26-2 S.3 / M 30-2 S.3
M 26-4 S.3 / M 30-4 S.3
MC 30 S.3 / M-X 30-4 S.3



NON LIVRÉ AVEC VÉRIN
NICHT GELIEFERT MIT ZYLINDER
NO ENTREGADOS CON CILINDRO
NOT DELIVERED WITH CYLINDER
NO CONSEGNARE CON CILINDRO

221 022



POCHETTE DE JOINTS
DICHTUNGSATZ
JUEGO DE JUNTAS
SEAL KIT
SERIE GUARNIZIONE

2
4
5
9

Catalogue : 647010

1

HYDRAULIQUE (Vérin d'élévation)
 HYDRAULIK (Hubzylinder)
 HIDRAULICO (Cilindro de elevación)
 HYDRAULIC (Lifting cylinder)
 IDRAULICO (Cilindro di sollevamento)

Qté-Menge-Cant-Qty-Q.ta

10 CA

97

M

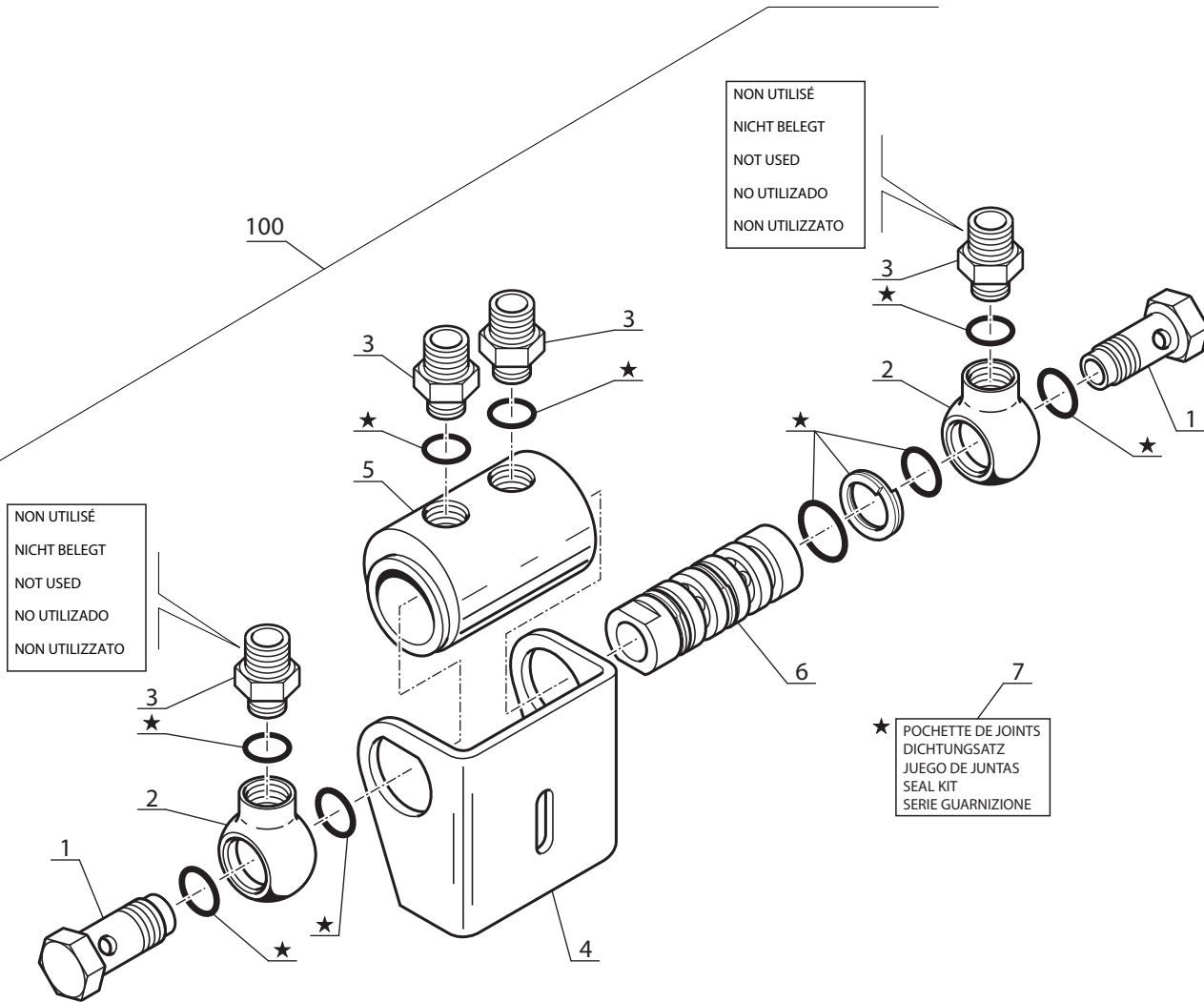
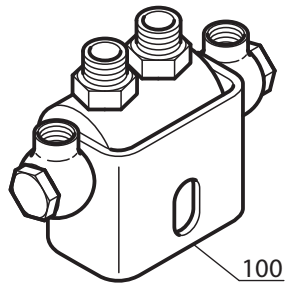
| | |
|-----------------------|-----------------------|
| 1- M 26-2 S3 E2/E3 | 11- MC 70 PS S3 E2/E3 |
| 2- M 30-2 S3 E2/E3 | 12- M-X 30-4 S3-E3 |
| 3- M 26-4 S3 E2/E3 | 13- M-X 50-4 S3-E3 |
| 4- M 30-4 S3 E2/E3 | 14- M-X 70-2 S3-E3 |
| 5- M 40-4 S3 E2/E3 | 15- |
| 6- M 50-4 S3 E2/E3 | 16- |
| 7- MC 30 S3 E2/E3 | 17- |
| 8- MC 40 PS S3 E2/E3 | 18- |
| 9- MC 50 PS S3 E2/E3 | 19- |
| 10- MC 60 PS S3 E2/E3 | 20- |

| Rep Hinw Fig Item Rif | Numéro Teil-Nr Numero Part-Nr Part-Nr | Désignation Bezeichnung Descripcion Description Descrizione | | | | | | | | | | | | | | | | | | | | |
|-----------------------------------|---|--|---|---|---|---|---|---|---|---|---|----|----|----|----|----|----|----|----|----|----|----|
| | | | 1 | 2 | 3 | 4 | 5 | 6 | 7 | 8 | 9 | 10 | 11 | 12 | 13 | 14 | 15 | 16 | 17 | 18 | 19 | 20 |
| 1 | 221022 | Vérin d'éléva. D:60mm C:2250mm- Cilindro de elevación - Cilindro di sollevamento - | | | | | | | | | | | | | | | | | | | | |
| 2 | 169670 | Joint torique - "O" ring Junta tórica - "O" ring Anello OR - | | | | | | | | | | | | | | | | | | | | |
| 3 | 169671 | Bague de fermeture - Schlussring Anillo de cierre - Fastening ring Anello di chiusura - | | | | | | | | | | | | | | | | | | | | |
| 4 | 5307 | Joint d'étanchéité - Dichtungsring Junta de estanqueidad - Seal Guarnizióne - | | | | | | | | | | | | | | | | | | | | |
| 5 | 5308 | Joint d'étanchéité - Dichtungsring Junta de estanqueidad - Seal Guarnizióne - | | | | | | | | | | | | | | | | | | | | |
| 6 | 197704 | Jonc d'arrêt - Sprengring Anillo de parada - Snap ring Giunto - | | | | | | | | | | | | | | | | | | | | |
| 7 | 169673 | Piston de vérin - Zylinderkolben Pistón de cilindro - Cylinder piston Pistone del cilindro - | | | | | | | | | | | | | | | | | | | | |
| 8 | 169672 | Jonc d'arrêt - Sprengring Anillo de parada - Snap ring Giunto - | | | | | | | | | | | | | | | | | | | | |
| 9 | 169674 | Pochette de joints - Dichtungssatz Juego de juntas - Seal kit Serie guarnizióne - | | | | | | | | | | | | | | | | | | | | |

10 EA 14

HYDRAULIQUE (Détails)
HYDRAULIK (Einzelteile)
HIDRAULICO (Detalles)
HYDRAULIC (Details)
IDRAULICO (Dettaglio)

M 26-2 S.3 / M 26-4 S.3
M 30-2 S.3 / M 30-4 S.3
M 40-4 S.3 / M 50-4 S.3
MC 40 PS S.3 / MC 50 PS S.3
MC 30 S.3
M-X 30-4 S.3 / M-X 50-4 S.3



Catalogue : 647010

| 1 | HYDRAULIQUE (Détails) HYDRAULIK (Einzelteile) HIDRAULICO (Detalles) HYDRAULIC (Details) IDRAULICO (Dettaglio) | | | Qté-Menge-Cant-Qty-Q.ta | | | | | | | | | | 10 EA | | 14 | | M | | | | | | |
|-----|---|---|---|-------------------------|---|---|---|---|---|---|---|---|----|-------|----|----|----|---|----|----|----|----|----|----|
| | Rep Hinw Fig Item Rif | Numéro Teil-Nr Numero Part-Nr Part-Nr | Désignation Bezeichnung Description Description | 1 | 2 | 3 | 4 | 5 | 6 | 7 | 8 | 9 | 10 | 11 | 12 | 13 | 14 | | 15 | 16 | 17 | 18 | 19 | 20 |
| 1 | 23641 | Vis creuse Tornillo hueco Vite cava | - Hohl schraube - Hollow screw - | 2 | 2 | 2 | 2 | 2 | 2 | 2 | 2 | 2 | | | 2 | 2 | | | | | | | | |
| 2 | 23643 | Raccord banjo Racor banjo Raccordo | - Verschraubung - Banjo connection - | 2 | 2 | 2 | 2 | 2 | 2 | 2 | 2 | 2 | | | 2 | 2 | | | | | | | | |
| 3 | 160988 | Adapteur 3/8" gaz Adaptador Adattatore | - Verbindung - Adaptor - | 4 | 4 | 4 | 4 | 4 | 4 | 4 | 4 | 4 | | | 4 | 4 | | | | | | | | |
| 4 | 23646 | Support Soporte Supporto | - Träger - Bracket - | 1 | 1 | 1 | 1 | 1 | 1 | 1 | 1 | 1 | | | 1 | 1 | | | | | | | | |
| 5 | 23647 | Corps de distributeur Cuerpo de distribuidor Camicia distributore | - Kommandosteuerventil Körper - Valve bank body - | 1 | 1 | 1 | 1 | 1 | 1 | 1 | 1 | 1 | | | 1 | 1 | | | | | | | | |
| 6 | 23642 | Piston distributeur Pistón distribuidor Pistone distributore | - Kolbenschieber - Piston valve - | 1 | 1 | 1 | 1 | 1 | 1 | 1 | 1 | 1 | | | 1 | 1 | | | | | | | | |
| 7 | 23984 | Pochette de joints Juego de juntas Serie guarnizióne | - Dichtungsatz - Seal kit - | 1 | 1 | 1 | 1 | 1 | 1 | 1 | 1 | 1 | | | 1 | 1 | | | | | | | | |
| 100 | 160714 | Distributeur complet Kompletter kommandosteuerventil Distribuidor completo Distributore completo | - Complete valve bank - | 1 | 1 | 1 | 1 | 1 | 1 | 1 | 1 | 1 | | | 1 | 1 | | | | | | | | |

10 EA 55

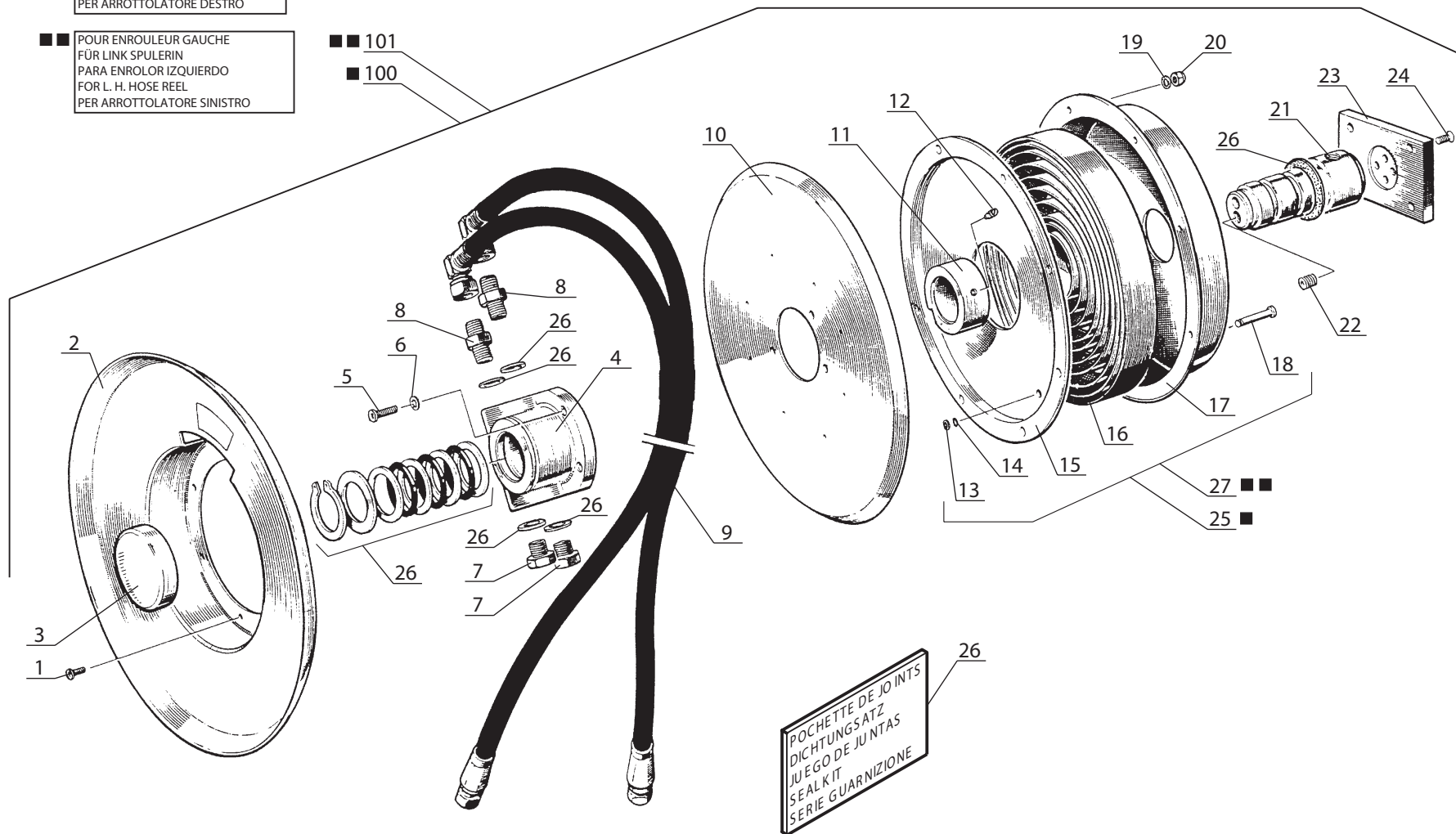
HYDRAULIQUE (Détails)
HYDRAULIK (Einzelteile)
HIDRAULICO (Detalles)
HYDRAULIC (Details)
IDRAULICO (Dettaglio)

M 26-2 S.3 / M 30-2 S.3
M 26-4 S.3 / M 30-4 S.3
MC 30 S.3 / M-X 30-4 S.3

■ POUR ENROULEUR DROIT
FÜR RECHT SPULERIN
PARA ENROLOR DERECHO
FOR R. H. HOSE REEL
PER ARROTTOLATORE DESTRO

■ ■ POUR ENROULEUR GAUCHE
FÜR LINK SPULERIN
PARA ENROLOR IZQUIERDO
FOR L. H. HOSE REEL
PER ARROTTOLATORE SINISTRO

■ ■ 101
■ 100



Catalogue : 647010

1

HYDRAULIQUE (Détails)
 HYDRAULIK (Einzelteile)
 HIDRAULICO (Detalles)
 HYDRAULIC (Details)
 IDRAULICO (Dettaglio)

Qté-Menge-Cant-Qty-Q.ta

10 EA

55

M

1- M 26-2 S3 E2/E3
 2- M 30-2 S3 E2/E3
 3- M 26-4 S3 E2/E3
 4- M 30-4 S3 E2/E3
 5- M 40-4 S3 E2/E3
 6- M 50-4 S3 E2/E3
 7- MC 30 S3 E2/E3
 8- MC 40 PS S3 E2/E3
 9- MC 50 PS S3 E2/E3
 10- MC 60 PS S3 E2/E3
 11- MC 70 PS S3 E2/E3
 12- M-X 30-4 S3-E3
 13- M-X 50-4 S3-E3
 14- M-X 70-2 S3-E3
 15-
 16-
 17-
 18-
 19-
 20-

| Rep Hinw Fig Item Rif | Numéro Teil-Nr Numero Part-Nr Part-Nr | Désignation Bezeichnung Descripcion Description Descrizione | | | | | | | | | | | | | | | | | | | | |
|-----------------------------------|---|--|---|---|---|---|---|---|---|---|---|----|----|----|----|----|----|----|----|----|----|----|
| | | | 1 | 2 | 3 | 4 | 5 | 6 | 7 | 8 | 9 | 10 | 11 | 12 | 13 | 14 | 15 | 16 | 17 | 18 | 19 | 20 |
| 1 | 23606 | Vis H,M 4- 6 Tornillo Vite | - Schraube - Screw - | 7 | 7 | 7 | 7 | | | | | | | | | | | | | | | |
| 2 | 23607 | Tambour Tambor Tamburo | - Trommel - Drum - | 1 | 1 | 1 | 1 | | | | | | | | | | | | | | | |
| 3 | 23609 | Chapeau Tapadera Capello | - Deckel - Cap - | 1 | 1 | 1 | 1 | | | | | | | | | | | | | | | |
| 4 | 23612 | Raccord tournant Racor vuelta Raccordo | - Verschraubung - Connection - | 1 | 1 | 1 | 1 | | | | | | | | | | | | | | | |
| 5 | 25713 | Vis H,M 6- 16-8.8-ZN5/C Tornillo Vite | - Schraube - Screw - | 1 | 1 | 1 | 1 | | | | | | | | | | | | | | | |
| 5 | 58526 | Vis H,M 6- 40-8.8-ZN5/C Tornillo Vite | - Schraube - Screw - | 2 | 2 | 2 | 2 | | | | | | | | | | | | | | | |
| 6 | 23615 | Rondelle Arandela Rondella | - Unterlegscheibe - Washer - | 3 | 3 | 3 | 3 | | | | | | | | | | | | | | | |
| 7 | 23616 | Bouchon Tapón Tappo | - Stopfen - Plug - | 2 | 2 | 2 | 2 | | | | | | | | | | | | | | | |
| 8 | 23356 | Raccord Racor Raccordo | - Verschraubung - Connection - | 2 | 2 | 2 | 2 | | | | | | | | | | | | | | | |
| 9 | 23361 | Ensemble flexible Conjunto flexible Insieme flessibile | - Schlauch blattfeder - Hose assy - | 1 | 1 | 1 | 1 | | | | | | | | | | | | | | | |
| 10 | 23619 | Flasque et goujon assemblés Placa y espárrago ensamblado Flangia y prigioniero | - Flansch und stift versammlun - Flange and stud assembly - | 1 | 1 | 1 | 1 | | | | | | | | | | | | | | | |

+

Catalogue : 647010

2

HYDRAULIQUE (Détails)
 HYDRAULIK (Einzelteile)
 HIDRAULICO (Detalles)
 HYDRAULIC (Details)
 IDRAULICO (Dettaglio)

Qté-Menge-Cant-Qty-Q.ta

10 EA

55

M

1- M 26-2 S3 E2/E3 11- MC 70 PS S3 E2/E3
 2- M 30-2 S3 E2/E3 12- M-X 30-4 S3-E3
 3- M 26-4 S3 E2/E3 13- M-X 50-4 S3-E3
 4- M 30-4 S3 E2/E3 14- M-X 70-2 S3-E3
 5- M 40-4 S3 E2/E3 15-
 6- M 50-4 S3 E2/E3 16-
 7- MC 30 S3 E2/E3 17-
 8- MC 40 PS S3 E2/E3 18-
 9- MC 50 PS S3 E2/E3 19-
 10- MC 60 PS S3 E2/E3 20-

| Rep Hinw Fig Item Rif | Número Teil-Nr Numero Part-Nr Part-Nr | Désignation Bezeichnung Descripcion Description Descrizione | 1 | 2 | 3 | 4 | 5 | 6 | 7 | 8 | 9 | 10 | 11 | 12 | 13 | 14 | 15 | 16 | 17 | 18 | 19 | 20 | |
|-----------------------------------|---|---|---|---|---|---|---|---|---|---|---|----|----|----|----|----|----|----|----|----|----|----|--|
| 11 | 23621 | Manchon Manguito Manicotto - Muffe - Coupling - | 1 | 1 | 1 | 1 | | | 1 | | | | | 1 | | | | | | | | | |
| 12 | 23622 | Vis d'arrêt Tornillo de retención Vite d'arresto - Klemmschraube - Dog point screw - | 1 | 1 | 1 | 1 | | | 1 | | | | | 1 | | | | | | | | | |
| 13 | 23610 | Circlips Aro retén Anello elastico - Sicherungsring - Circlip - | 1 | 1 | 1 | 1 | | | 1 | | | | | 1 | | | | | | | | | |
| 14 | 23611 | Joint torique Junta tórica Anello OR - "O" ring - "O" ring - | 1 | 1 | 1 | 1 | | | 1 | | | | | 1 | | | | | | | | | |
| 15 | 23623 | Plateau Placa Piatto - Platte - Plate - | 1 | 1 | 1 | 1 | | | 1 | | | | | 1 | | | | | | | | | |
| 16 | 23629 | Ressort à lames Resorte de láminas Molla a lama - Blattfeder - Plates spring - | 1 | 1 | 1 | 1 | | | 1 | | | | | 1 | | | | | | | | | |
| 17 | 23630 | Carter Cárter Carter - Gehäuse - Housing - | 1 | 1 | 1 | 1 | | | 1 | | | | | 1 | | | | | | | | | |
| 18 | 23632 | Axe Eje Perno - Bolzen - Pin - | 1 | 1 | 1 | 1 | | | 1 | | | | | 1 | | | | | | | | | |
| 19 | 29469 | Rondelle M 6 ZN Arandela Rondella - Unterlegscheibe - Washer - | 8 | 8 | 8 | 8 | | | 8 | | | | | 8 | | | | | | | | | |
| 20 | 23634 | Ecrou Tuerca Dado - Mutter - Nut - | 8 | 8 | 8 | 8 | | | 8 | | | | | 8 | | | | | | | | | |
| 21 | 23635 | Arbre Arbol Albero - Welle - Shaft - | 1 | 1 | 1 | 1 | | | 1 | | | | | 1 | | | | | | | | | |

+

Catalogue : 647010

3

HYDRAULIQUE (Détails)
 HYDRAULIK (Einzelteile)
 HIDRAULICO (Detalles)
 HYDRAULIC (Details)
 IDRAULICO (Dettaglio)

Qté-Menge-Cant-Qty-Q.ta

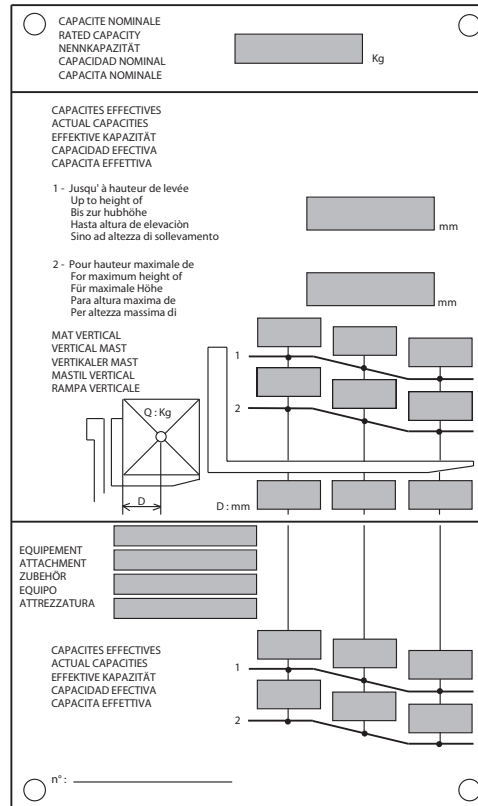
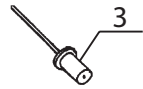
10 EA

55

M

1- M 26-2 S3 E2/E3 11- MC 70 PS S3 E2/E3
 2- M 30-2 S3 E2/E3 12- M-X 30-4 S3-E3
 3- M 26-4 S3 E2/E3 13- M-X 50-4 S3-E3
 4- M 30-4 S3 E2/E3 14- M-X 70-2 S3-E3
 5- M 40-4 S3 E2/E3 15-
 6- M 50-4 S3 E2/E3 16-
 7- MC 30 S3 E2/E3 17-
 8- MC 40 PS S3 E2/E3 18-
 9- MC 50 PS S3 E2/E3 19-
 10- MC 60 PS S3 E2/E3 20-

| Rep Hinw Fig Item Rif | Numéro Teil-Nr Numero Part-Nr Part-Nr | Désignation Bezeichnung Description Descrizione | 1 | 2 | 3 | 4 | 5 | 6 | 7 | 8 | 9 | 10 | 11 | 12 | 13 | 14 | 15 | 16 | 17 | 18 | 19 | 20 | |
|-----------------------------------|---|---|---|---|---|---|---|---|---|---|---|----|----|----|----|----|----|----|----|----|----|----|--|
| 22 | 23636 | Bouchon - Stopfen Tapón - Plug Tappo - | 2 | 2 | 2 | 2 | | | 2 | | | | | 2 | | | | | | | | | |
| 23 | 23637 | Support - Träger Soporte - Bracket Supporto - | 1 | 1 | 1 | 1 | | | 1 | | | | | 1 | | | | | | | | | |
| 24 | 23638 | Vis - Schraube Tornillo - Screw Vite - | 4 | 4 | 4 | 4 | | | 4 | | | | | 4 | | | | | | | | | |
| 25 | 23625 | Ensemble - Ressort à lame + carter (pour enrouleur droit) Blattfeder - Gehäuse - doppelt (für recht spulerin) Conjunto - Resorte de láminas + cárter (para enrollador der Plate spring + Housing - assy (for R.H. hose reel) Insième - Molla a lama + carter (per arrottolatore destro) | 1 | 1 | 1 | 1 | | | 1 | | | | | 1 | | | | | | | | | |
| 26 | 23359 | Pochette de joints - Dichtungssatz Juego de juntas - Seal kit Serie guarnizióne - | 1 | 1 | 1 | 1 | | | 1 | | | | | 1 | | | | | | | | | |
| 27 | 473189 | Ensemble - Ressort à lame + carter Blattfeder - Gehäuse - doppelt Conjunto - Resorte de láminas + cárter Plate spring + Housing - assy Insième - Molla a lama + carter | 1 | 1 | 1 | 1 | | | 1 | | | | | 1 | | | | | | | | | |
| 100 | 160712 | Enrouleur complet droit - Kompletter recht spulerin Enrollador derecho completo - Complete R.H. hose reel Arrottolatore completo destro - | 1 | 1 | 1 | 1 | | | 1 | | | | | 1 | | | | | | | | | |
| 101 | 160713 | Enrouleur complet - Kompletter spulerin Enrollador completo - Complete hose reel Arrottolatore completo - | 1 | 1 | 1 | 1 | | | 1 | | | | | 1 | | | | | | | | | |



1 M26-2 / M26-4

2 MC30

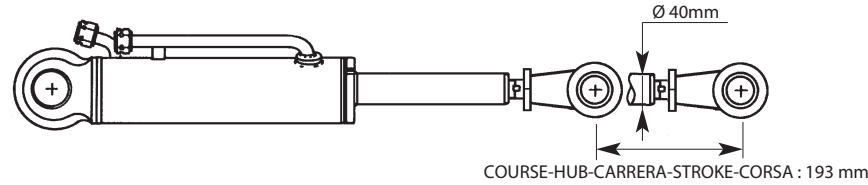
4 M30-2 / M30-4

INCLINAISON MAT TRIPLE
DREIFACH HUBMAST NEIGUNG
INCLINACION MASTIL TRIPLE
TRIPLE MAST TILTING
INCLINAZIONE RAMPA TRIPLEX

10 CD 41

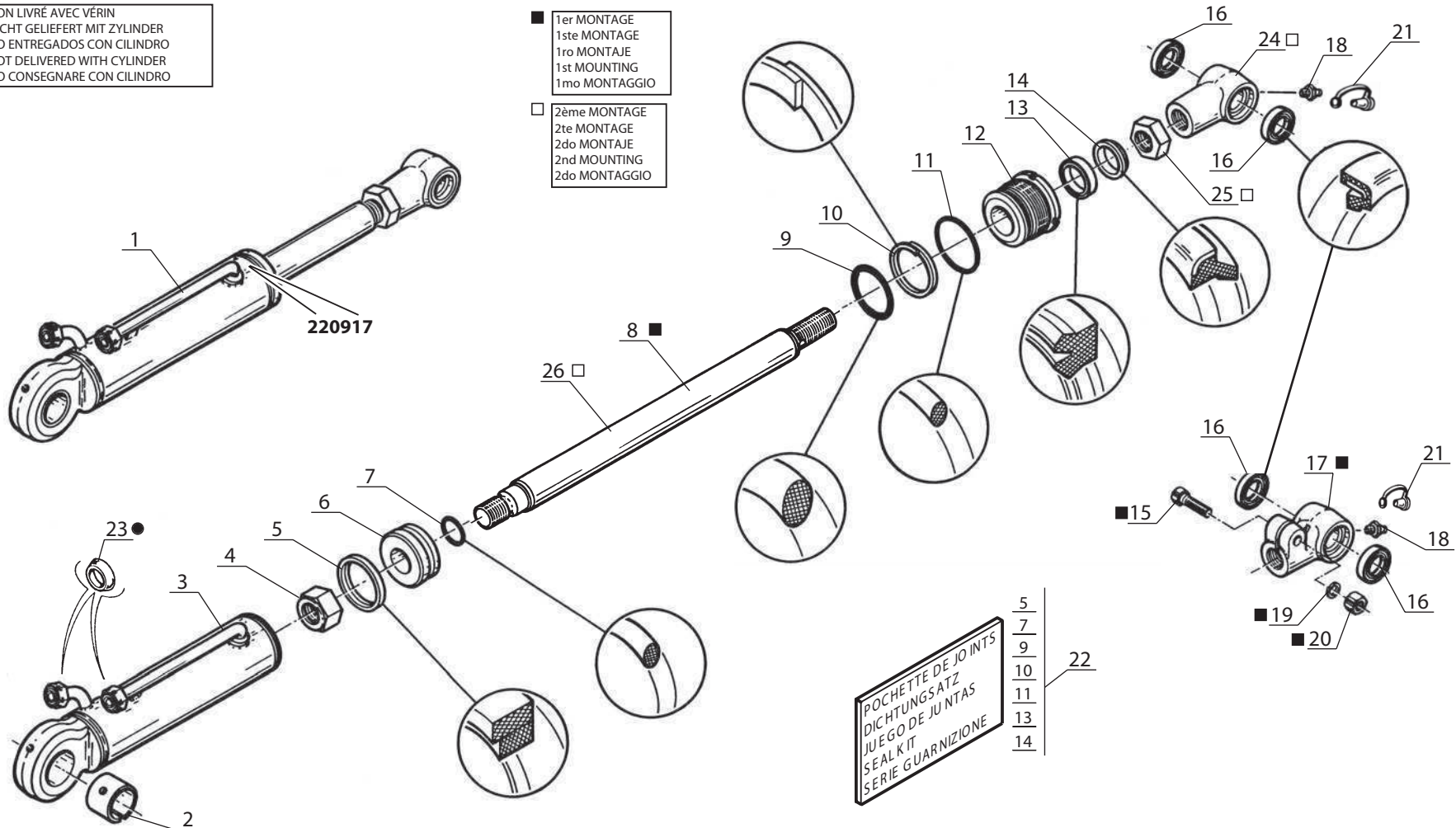
HYDRAULIQUE (Vérin d'inclinaison) (Inclinaison standard 6°/12°)
 HYDRAULIK (Neigungszylinder) (Standard neigung 6°/12°)
 HIDRAULICO (Cilindro de inclinación) (Inclinación estándar 6°/12°)
 HYDRAULIC (Tilting cylinder) (Standard tilting 6°/12°)
 IDRAULICO (Cilindro di inclinazione) (Inclinazione standard 6°/12°)

M 26-2 S.3 / M 30-2 S.3
 M 26-4 S.3 / M 30-4 S.3
 M-X 30-4 S.3



● NON LIVRÉ AVEC VÉRIN
 NICHT GELIEFERT MIT ZYLINDER
 NO ENTREGADOS CON CILINDRO
 NOT DELIVERED WITH CYLINDER
 NO CONSEGNARE CON CILINDRO

- 1er MONTAGE
 1ste MONTAGE
 1ro MONTAJE
 1st MOUNTING
 1mo MONTAGGIO
- 2ème MONTAGE
 2te MONTAGE
 2do MONTAJE
 2nd MOUNTING
 2do MONTAGGIO



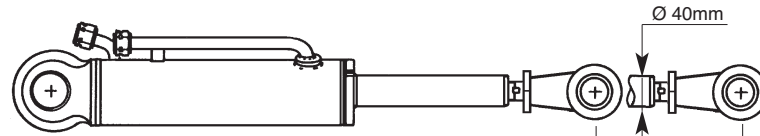
POCHETTE DE JOINTS
 DICHTUNGSATZ
 JUEGO DE JUNTAS
 SEAL KIT
 SERIE GUARNIZIONE

- 5
- 7
- 9
- 10
- 11
- 13
- 14

10 CD 42

HYDRAULIQUE (Vérin d'inclinaison) (Inclinaison standard 6°/10°)
 HYDRAULIK (Neigungszylinder) (Standard neigung 6°/10°)
 HIDRAULICO (Cilindro de inclinación) (Inclinación estandar 6°/10°)
 HYDRAULIC (Tilting cylinder) (Standard tilting 6°/10°)
 IDRAULICO (Cilindro di inclinazione) (Inclinazione standard 6°/10°)

MC 30 S.3

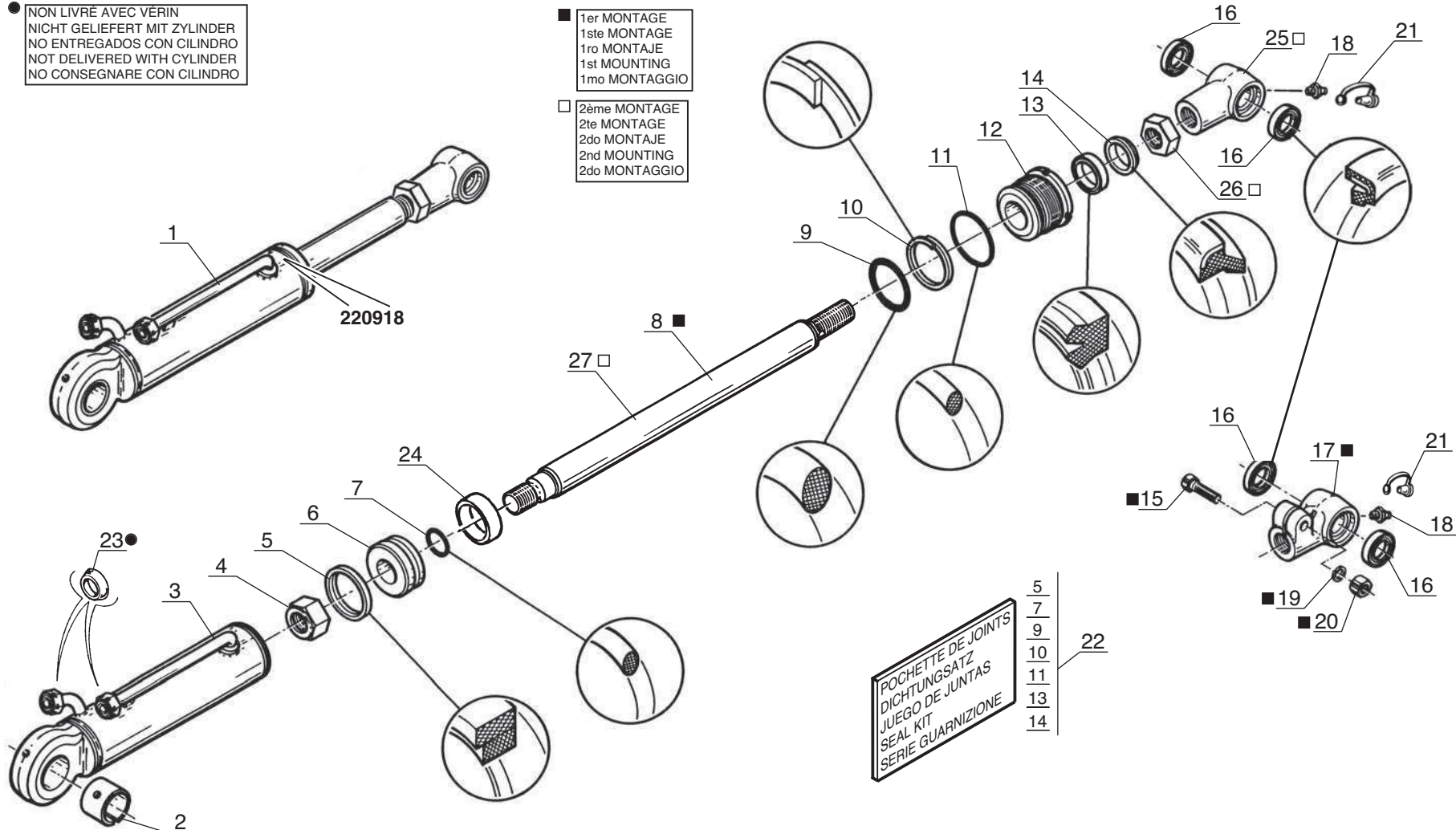


COURSE-HUB-CARRERA-STROKE-CORSA: 174 mm

● NON LIVRÉ AVEC VÉRIN
 NICHT GELIEFERT MIT ZYLINDER
 NO ENTREGADOS CON CILINDRO
 NOT DELIVERED WITH CYLINDER
 NO CONSEGNARE CON CILINDRO

■ 1er MONTAGE
 1ste MONTAGE
 1ro MONTAJE
 1st MOUNTING
 1mo MONTAGGIO

□ 2ème MONTAGE
 2te MONTAGE
 2do MONTAJE
 2nd MOUNTING
 2do MONTAGGIO



POCHETTE DE JOINTS
 DICHTUNGSATZ
 JUEGO DE JUNTAS
 SEAL KIT
 SERIE GUARNIZIONE

- 5
- 7
- 9
- 10
- 11
- 13
- 14

Catalogue : 647010

Qté-Menge-Cant-Qty-Q.ta

10 CD

42

M

1

HYDRAULIQUE (Vérin d'inclinaison) (Standard 6°/10°)
 HYDRAULIK (Neigungszylinder) (Standard 6°/10°)
 HIDRAULICO (Cilindro de inclinación) (Estandard 6°/10°)
 HYDRAULIC (Tilting cylinder) (Standard 6°/10°)
 IDRAULICO (Cilindro inclinazione) (standard 6°/10°)

1- M 26-2 S3 E2/E3 11- MC 70 PS S3 E2/E3
 2- M 30-2 S3 E2/E3 12- M-X 30-4 S3-E3
 3- M 26-4 S3 E2/E3 13- M-X 50-4 S3-E3
 4- M 30-4 S3 E2/E3 14- M-X 70-2 S3-E3
 5- M 40-4 S3 E2/E3 15-
 6- M 50-4 S3 E2/E3 16-
 7- MC 30 S3 E2/E3 17-
 8- MC 40 PS S3 E2/E3 18-
 9- MC 50 PS S3 E2/E3 19-
 10- MC 60 PS S3 E2/E3 20-

| Rep Hinw Fig Item Rif | Número Teil-Nr Numero Part-Nr Part-Nr | Désignation Bezeichnung Descripcion Description Descrizione | 1 | 2 | 3 | 4 | 5 | 6 | 7 | 8 | 9 | 10 | 11 | 12 | 13 | 14 | 15 | 16 | 17 | 18 | 19 | 20 |
|-----------------------------------|---|--|---|---|---|---|---|---|---|---|---|----|----|----|----|----|----|----|----|----|----|----|
| 1 | 220918 | Vérin inclinai. D:40mm C:174mm- Cilindro de inclinación - Cilindro di inclinazione - | | | | | | | 2 | | | | | | | | | | | | | |
| 2 | 181246 | Bague - Anillo - Anello - | | | | | | | 1 | | | | | | | | | | | | | |
| 3 | 562138 | Corps de vérin - Cuerpo de cilindro - Corpo di cilindro - | | | | | | | 1 | | | | | | | | | | | | | |
| 4 | 165292 | Ecrou FR, M30-200 - Tuerca - Dado - | | | | | | | 1 | | | | | | | | | | | | | |
| 5 | 548126 | Joint d'étanchéité - Junta de estanqueidad - Guarnizióne - | | | | | | | 1 | | | | | | | | | | | | | |
| 6 | 549246 | Piston de vérin - Pistón de cilindro - Pistone del cilindro - | | | | | | | 1 | | | | | | | | | | | | | |
| 7 | 172830 | Joint torique - Junta tórica - Anello OR - | | | | | | | 1 | | | | | | | | | | | | | |
| 8 | 603308 | Tige de vérin - Vástago de cilindro - Stelo del cilindro - | | | | | | | 1 | | | | | | | | | | | | | |
| 9 | 4040 | Joint torique - Junta tórica - Anello OR - | | | | | | | 1 | | | | | | | | | | | | | |
| 10 | 182268 | Joint anti-extrusion - Junta antiextrusión - Guarnizióne anti estrusione - | | | | | | | 1 | | | | | | | | | | | | | |
| 11 | 161783 | Joint torique - Junta tórica - Anello OR - | | | | | | | 1 | | | | | | | | | | | | | |

+

Catalogue : 647010

3

HYDRAULIQUE (Vérin d'inclinaison) (Standard 6°/10°)
 HYDRAULIK (Neigungszylinder) (Standard 6°/10°)
 HIDRAULICO (Cilindro de inclinación) (Estandard 6°/10°)
 HYDRAULIC (Tilting cylinder) (Standard 6°/10°)
 IDRAULICO (Cilindro inclinazione) (standard 6°/10°)

Qté-Menge-Cant-Qty-Q.ta

10 CD

42

M

- | | |
|-----------------------|-----------------------|
| 1- M 26-2 S3 E2/E3 | 11- MC 70 PS S3 E2/E3 |
| 2- M 30-2 S3 E2/E3 | 12- M-X 30-4 S3-E3 |
| 3- M 26-4 S3 E2/E3 | 13- M-X 50-4 S3-E3 |
| 4- M 30-4 S3 E2/E3 | 14- M-X 70-2 S3-E3 |
| 5- M 40-4 S3 E2/E3 | 15- |
| 6- M 50-4 S3 E2/E3 | 16- |
| 7- MC 30 S3 E2/E3 | 17- |
| 8- MC 40 PS S3 E2/E3 | 18- |
| 9- MC 50 PS S3 E2/E3 | 19- |
| 10- MC 60 PS S3 E2/E3 | 20- |

| Rep Hinw Fig Item Rif | Número Teil-Nr Numero Part-Nr Part-Nr | Désignation Bezeichnung Descripcion Description Descrizione |
|-----------------------------------|---|--|
| 23 | 169437 | Joint d'étanchéité Junta de estanqueidad Guarnizione - Dichtungsring - Seal - |
| 24 | 562141 | Entretoise Separador Distanziale - Querstrebe - Spacer - |
| 25 | 588726 | Embout de vérin Cabo de cilindro Ghiera di cilindro - Zylinderkopf - Ram end tube - |
| 26 | 588727 | Ecrou Tuerca Dado - Mutter - Nut - |
| 27 | 562140 | Tige de vérin Vástago de cilindro Stelo del cilindro - Zylinder stange - Cylinder rod - |

| 1 | 2 | 3 | 4 | 5 | 6 | 7 | 8 | 9 | 10 | 11 | 12 | 13 | 14 | 15 | 16 | 17 | 18 | 19 | 20 |
|---|---|---|---|---|---|---|---|---|----|----|----|----|----|----|----|----|----|----|----|
| | | | | | | 2 | | | | | | | | | | | | | |
| | | | | | | 1 | | | | | | | | | | | | | |
| | | | | | | 1 | | | | | | | | | | | | | |
| | | | | | | 1 | | | | | | | | | | | | | |
| | | | | | | 1 | | | | | | | | | | | | | |

**MAT TRIPLE - DREIFACH HUBMAST
MASTIL TRIPLE - TRIPLE MAST
RAMPA TRIPLEX**

(A galet - Mit rolle - Con rodillo - With roller - Con rullo)

5,505 m

Ref : 571 813

M26-2 S3 / M26-4 S3

M30-2 S3 / M30-4 S3 / MC 30 S3 / M-X 30-4 S3

5 AB 46

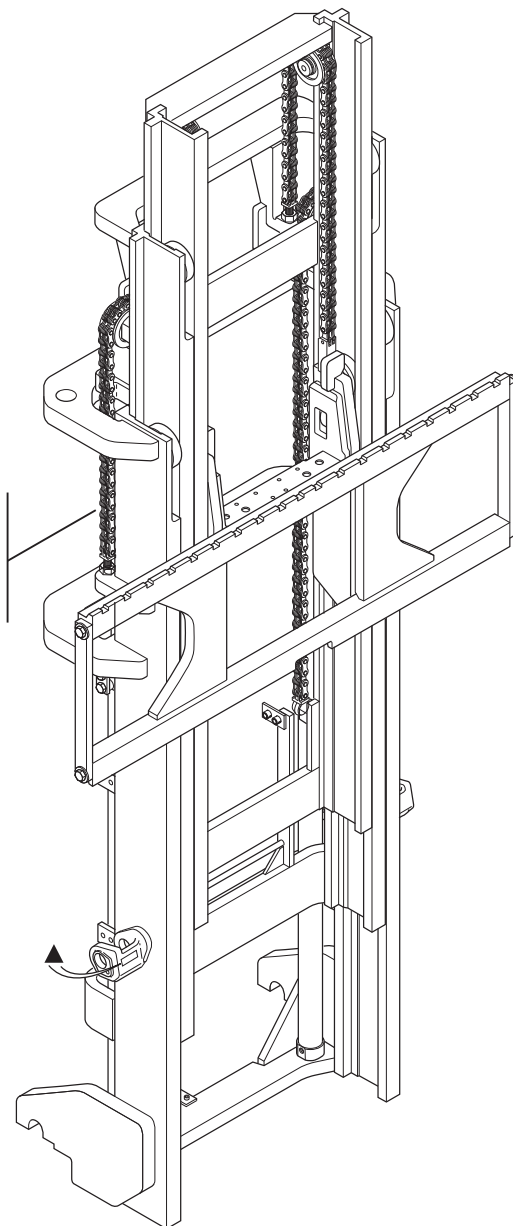
MAT TRIPLE (Hauteur de levée : 5,505 m)
DREIFACH HUBMAST (Hubhöhe : 5,505 m)
MASTIL TRIPLE (Altura de levantamiento : 5,505 m)
TRIPLE MAST (Lift height : 5,505 m)
RAMPA TRIPLEX (Altezza di sollevamento : 5,505 m)

(Inclinaison standard - Standard neigung - Inclinação estándar - Standard tilting - Inclinazione standard : 6°/12°:M26/30 - 6°/10°:MC 30)

M 26-2 S.3 / M 30-2 S.3
M 26-4 S.3 / M 30-4 S.3
MC 30 S.3 / M-X 30-4 S.3

▲ N° DE MAT A SPECIFIER POUR TOUTE COMMANDE DE PIECES
HUBMAST NUMMER ZUGEBEN FÜR ALLE TEILE
N° DE MASTIS A ESPECIFICAR PARA TODAS PEDIDAS DE PIEZAS
MAST NUMBER TO SPECIFY FOR ALL PARTS ORDER
N° CARRELLO DA SPECIFICARE PER TUTTE GU ORDINI DEL PARTICOLARI

◀ 5 AB 47 - 5 AC 10 - 10 AC 49
10 AD 110 - 10 AD 111 - 10 AF 103
10 CA 98 - 10 CA 99 - 12 AA 106



Catalogue : 647010

1

MAT TRIPLE (5,505 m)
DREIFACH HUBMAST
MASTIL TRIPLE
TRIPLE MAST
RAMPA TRIPLEX

Qté-Menge-Cant-Qty-Q.ta

5 AB

46

M

- | | |
|-----------------------|-----------------------|
| 1- M 26-2 S3 E2/E3 | 11- MC 70 PS S3 E2/E3 |
| 2- M 30-2 S3 E2/E3 | 12- M-X 30-4 S3-E3 |
| 3- M 26-4 S3 E2/E3 | 13- M-X 50-4 S3-E3 |
| 4- M 30-4 S3 E2/E3 | 14- M-X 70-2 S3-E3 |
| 5- M 40-4 S3 E2/E3 | 15- |
| 6- M 50-4 S3 E2/E3 | 16- |
| 7- MC 30 S3 E2/E3 | 17- |
| 8- MC 40 PS S3 E2/E3 | 18- |
| 9- MC 50 PS S3 E2/E3 | 19- |
| 10- MC 60 PS S3 E2/E3 | 20- |

| Rep Hinw Fig Item Rif | Numéro Teil-Nr Numero Part-Nr Part-Nr | Désignation Bezeichnung Descripcion Description Descrizione |
|-----------------------------------|---|--|
| 1 | 571813 | Mât triple (5,505 m) - Dreifach hubmast Mastil triple - Triple mast Rampa triplex - |

| 1 | 2 | 3 | 4 | 5 | 6 | 7 | 8 | 9 | 10 | 11 | 12 | 13 | 14 | 15 | 16 | 17 | 18 | 19 | 20 |
|---|---|---|---|---|---|---|---|---|----|----|----|----|----|----|----|----|----|----|----|
| 1 | 1 | 1 | 1 | | | 1 | | | | | 1 | | | | | | | | |

5 AB 47

MAT TRIPLE (Hauteur de levée : 5,505 m)
 DREIFACH HUBMAST (Hubhöhe : 5,505 m)
 MASTIL TRIPLE (Altura de levantamiento : 5,505 m)
 TRIPLE MAST (Lift height : 5,505 m)
 RAMPA TRIPLEX (Altezza di sollevamento : 5,505 m)

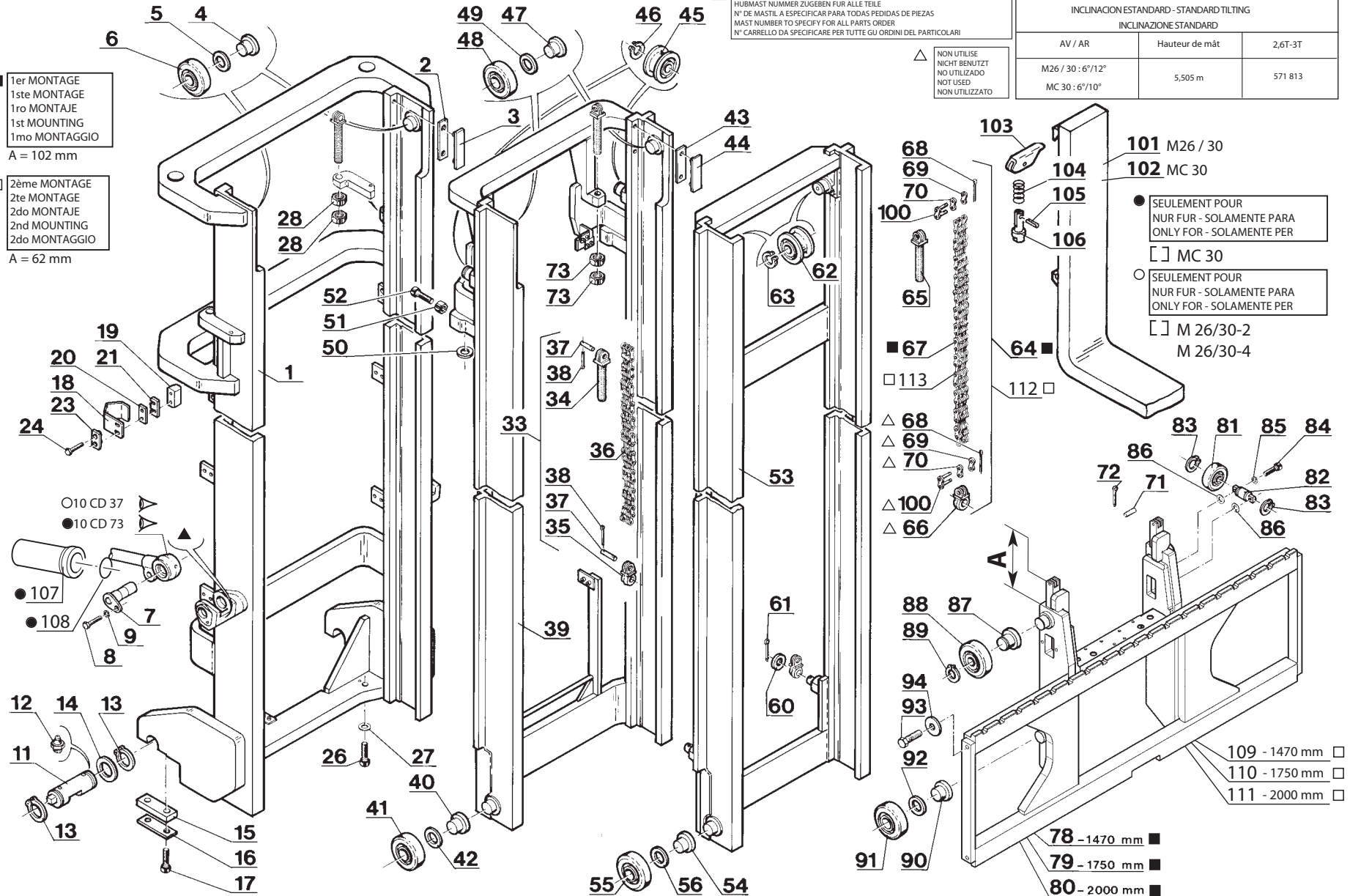
M 26-2 S.3 / M30-2 S.3
M 26-4 S.3 / M30-4 S.3
MC 30 S.3 / M-X 30-4 S.3

▲ N° DE MAT A SPECIFIER POUR TOUTE COMMANDE DE PIÈCES
 HUBMAST NUMBER ZUGEBEN FÜR ALLE TEILE
 N° DE MASTIL A ESPECIFICAR PARA TODAS PEDIDAS DE PIEZAS
 MAST NUMBER TO SPECIFY FOR ALL PARTS ORDER
 N° CARRELLO DA SPECIFICARE PER TUTTE GU ORDINI DEL PARTICOLARI

△ NON UTILISE
 NICHT BENUTZT
 NO UTILIZADO
 NOT USED
 NON UTILIZZATO

| INCLINAISON STANDARD - STANDARD NEIGUNG INCLINACION ESTANDARD - STANDARD TILTING INCLINAZIONE STANDARD | | |
|--|----------------|---------|
| AV / AR | Hauteur de mât | 2,6T-3T |
| M26 / 30 : 6°/12° | 5,505 m | 571 813 |
| MC 30 : 6°/10° | | |

- 1er MONTAGE
1ste MONTAGE
1ro MONTAJE
1st MOUNTING
1mo MONTAGGIO
A = 102 mm
- 2ème MONTAGE
2te MONTAGE
2do MONTAJE
2nd MOUNTING
2do MONTAGGIO
A = 62 mm



- SEULEMENT POUR
NUR FÜR - SOLAMENTE PARA
ONLY FOR - SOLAMENTE PER
□ MC 30
- SEULEMENT POUR
NUR FÜR - SOLAMENTE PARA
ONLY FOR - SOLAMENTE PER
□ M 26/30-2
M 26/30-4

- 109 - 1470 mm
- 110 - 1750 mm
- 111 - 2000 mm

- 78 - 1470 mm
- 79 - 1750 mm
- 80 - 2000 mm

Catalogue : 647010

1

MAT TRIPLE (5,505 m)
DREIFACH HUBMAST
MASTIL TRIPLE
TRIPLE MAST
RAMPA TRIPLEX

Qté-Menge-Cant-Qty-Q.ta

5 AB

47

M

| | | | | | | | | | | |
|-----|----|------|----|-------|-------|-----|------|-------|----|-------|
| 1- | M | 26-2 | S3 | E2/E3 | 11- | MC | 70 | PS | S3 | E2/E3 |
| 2- | M | 30-2 | S3 | E2/E3 | 12- | M-X | 30-4 | S3-E3 | | |
| 3- | M | 26-4 | S3 | E2/E3 | 13- | M-X | 50-4 | S3-E3 | | |
| 4- | M | 30-4 | S3 | E2/E3 | 14- | M-X | 70-2 | S3-E3 | | |
| 5- | M | 40-4 | S3 | E2/E3 | 15- | | | | | |
| 6- | M | 50-4 | S3 | E2/E3 | 16- | | | | | |
| 7- | MC | 30 | S3 | E2/E3 | 17- | | | | | |
| 8- | MC | 40 | PS | S3 | E2/E3 | 18- | | | | |
| 9- | MC | 50 | PS | S3 | E2/E3 | 19- | | | | |
| 10- | MC | 60 | PS | S3 | E2/E3 | 20- | | | | |

| Rep Hinw Fig Item Rif | Numéro Teil-Nr Numero Part-Nr Part-Nr | Désignation Bezeichnung Descripcion Description Descrizione | 1 | 2 | 3 | 4 | 5 | 6 | 7 | 8 | 9 | 10 | 11 | 12 | 13 | 14 | 15 | 16 | 17 | 18 | 19 | 20 | |
|-----------------------------------|---|--|---|---|---|---|---|---|---|---|---|----|----|----|----|----|----|----|----|----|----|----|--|
| 1 | 221621 | Montant fixe Montante fijo Montante fisso - Aussengerüst - Outer channel - | 1 | 1 | 1 | 1 | | | 1 | | | | | 1 | | | | | | | | | |
| 2 | 612332074071 | Cale d'épaisseur 1 mm Cala de espesor Spessore - Ausgleichscheibe - Shim - | X | X | X | X | | | X | | | | | X | | | | | | | | | |
| 2 | 612342074071 | Cale d'épaisseur 0,5 mm Cala de espesor Spessore - Ausgleichscheibe - Shim - | X | X | X | X | | | X | | | | | X | | | | | | | | | |
| 3 | 613562360071 | Plaque d'usure Placa de desgaste Piastra du usura - Verschleissplatte - Friction lining side - | 2 | 2 | 2 | 2 | | | 2 | | | | | 2 | | | | | | | | | |
| 4 | 61171F203071 | Axe de galet (A souder) Eje de rodillo (A soldar) Perno rullo (A saldare) - Rollenachse (Zu schweissen) - Roller axle (To weld) - | 2 | 2 | 2 | 2 | | | 2 | | | | | 2 | | | | | | | | | |
| 5 | 612372074071 | Cale d'épaisseur 1 mm Cala de espesor Spessore - Ausgleichscheibe - Shim - | X | X | X | X | | | X | | | | | X | | | | | | | | | |
| 5 | 612382074071 | Cale d'épaisseur 0,5 mm Cala de espesor Spessore - Ausgleichscheibe - Shim - | X | X | X | X | | | X | | | | | X | | | | | | | | | |
| 5 | 612392074071 | Cale d'épaisseur 2 mm Cala de espesor Spessore - Ausgleichscheibe - Shim - | X | X | X | X | | | X | | | | | X | | | | | | | | | |
| 6 | 61236F203071 | Galet (Ø 119,7 mm) Rodillo Rullo - Rolle - Roller - | 2 | 2 | 2 | 2 | | | 2 | | | | | 2 | | | | | | | | | |
| 7 | 220484 | Axe d'articulation Eje de articulación Perno di articolazione - Gelenkachse - Articulating pin - | 2 | 2 | 2 | 2 | | | 2 | | | | | 2 | | | | | | | | | |
| 8 | 403357 | Vis H,M10-125- 25-8.8-ZN8/C Tornillo Vite - Schraube - Screw - | 2 | 2 | 2 | 2 | | | 2 | | | | | 2 | | | | | | | | | |

+

Catalogue : 647010

2

MAT TRIPLE (5,505 m)
DREIFACH HUBMAST
MASTIL TRIPLE
TRIPLE MAST
RAMPA TRIPLEX

Qté-Menge-Cant-Qty-Q.ta

5 AB

47

M

| | |
|-----------------------|-----------------------|
| 1- M 26-2 S3 E2/E3 | 11- MC 70 PS S3 E2/E3 |
| 2- M 30-2 S3 E2/E3 | 12- M-X 30-4 S3-E3 |
| 3- M 26-4 S3 E2/E3 | 13- M-X 50-4 S3-E3 |
| 4- M 30-4 S3 E2/E3 | 14- M-X 70-2 S3-E3 |
| 5- M 40-4 S3 E2/E3 | 15- |
| 6- M 50-4 S3 E2/E3 | 16- |
| 7- MC 30 S3 E2/E3 | 17- |
| 8- MC 40 PS S3 E2/E3 | 18- |
| 9- MC 50 PS S3 E2/E3 | 19- |
| 10- MC 60 PS S3 E2/E3 | 20- |

| Rep Hinw Fig Item Rif | Numéro Teil-Nr Numero Part-Nr Part-Nr | Désignation Bezeichnung Descripcion Description Descrizione | | | | | | | | | | | | | | | | | | | | |
|-----------------------------------|---|---|---|---|---|---|---|---|---|---|---|----|----|----|----|----|----|----|----|----|----|----|
| | | | 1 | 2 | 3 | 4 | 5 | 6 | 7 | 8 | 9 | 10 | 11 | 12 | 13 | 14 | 15 | 16 | 17 | 18 | 19 | 20 |
| 9 | 42232 | Rondelle W10 ZN Arandela Rondella | - | Unterlegscheibe - Washer - | 2 | 2 | 2 | 2 | | | 2 | | | | | | | | | | | |
| 11 | 180392 | Axe d'articulation Eje de articulación Perno di articolazione | - | Gelenkachse - Articulating pin - | 2 | 2 | 2 | 2 | | | 2 | | | | | | | | | | | |
| 12 | 5135 | Graisneur droit (M 10 x 150) Engrasador recto Ingrassatore destro | - | Gerade schmiernippel - Straight greaser - | 2 | 2 | 2 | 2 | | | 2 | | | | | | | | | | | |
| 13 | 2637 | Circlips Aro retén Anello elastico | - | Sicherungsring - Circlip - | 4 | 4 | 4 | 4 | | | 4 | | | | | | | | | | | |
| 14 | 181490 | Rondelle SP 46 x 68 x 1,5ZN Arandela Rondella | - | Unterlegscheibe - Washer - | X | X | X | X | | | X | | | | | | | | | | | |
| 14 | 181491 | Rondelle SP 46 x 68 x 2,5ZN Arandela Rondella | - | Unterlegscheibe - Washer - | X | X | X | X | | | X | | | | | | | | | | | |
| 15 | 219280 | Plat d'arrêt Placa de parada Piatto d'arresto | - | Anschlag platte - Stop plate - | 2 | 2 | 2 | 2 | | | 2 | | | | | | | | | | | |
| 16 | 183970 | Plaquette d'arrêt Placa de tope Piastrina d'arresto | - | Anschlag platte - Stop plate - | 2 | 2 | 2 | 2 | | | 2 | | | | | | | | | | | |
| 17 | 58611 | Vis H,M18- 50 zinguée Tornillo Vite | - | Schraube - Screw - | 4 | 4 | 4 | 4 | | | 4 | | | | | | | | | | | |
| 18 | 216418 | Collier Abrazadera Fascetta | - | Spannschelle - Clamp - | 2 | 2 | 2 | 2 | | | 2 | | | | | | | | | | | |
| 19 | 238250 | Cale Cala Spessore | - | Keil - Wedge - | 2 | 2 | 2 | 2 | | | 2 | | | | | | | | | | | |

+

Catalogue : 647010

3

MAT TRIPLE (5,505 m)
DREIFACH HUBMAST
MASTIL TRIPLE
TRIPLE MAST
RAMPA TRIPLEX

Qté-Menge-Cant-Qty-Q.ta

5 AB

47

M

| | |
|-----------------------|-----------------------|
| 1- M 26-2 S3 E2/E3 | 11- MC 70 PS S3 E2/E3 |
| 2- M 30-2 S3 E2/E3 | 12- M-X 30-4 S3-E3 |
| 3- M 26-4 S3 E2/E3 | 13- M-X 50-4 S3-E3 |
| 4- M 30-4 S3 E2/E3 | 14- M-X 70-2 S3-E3 |
| 5- M 40-4 S3 E2/E3 | 15- |
| 6- M 50-4 S3 E2/E3 | 16- |
| 7- MC 30 S3 E2/E3 | 17- |
| 8- MC 40 PS S3 E2/E3 | 18- |
| 9- MC 50 PS S3 E2/E3 | 19- |
| 10- MC 60 PS S3 E2/E3 | 20- |

| Rep Hinw Fig Item Rif | Numéro Teil-Nr Numero Part-Nr Part-Nr | Désignation Bezeichnung Descripcion Description Descrizione | 1 | 2 | 3 | 4 | 5 | 6 | 7 | 8 | 9 | 10 | 11 | 12 | 13 | 14 | 15 | 16 | 17 | 18 | 19 | 20 | |
|-----------------------------------|---|--|---|---|---|---|---|---|---|---|---|----|----|----|----|----|----|----|----|----|----|----|--|
| 20 | 654532072071 | Plaque de fixation Placa de fijación Piastra di fissaggio - Befestigung Platte - Fastening plate - | 2 | 2 | 2 | 2 | | | 2 | | | | | 2 | | | | | | | | | |
| 21 | 654572072071 | Cale d'épaisseur 1 mm Cala de espesor Spessore - Ausgleichscheibe - Shim - | X | X | X | X | | | X | | | | | X | | | | | | | | | |
| 23 | 654542332071 | Plaque anti-vibration Placa antivibración Tassello antivibrante - Anti-schwingung platte - Anti-vibration plate - | 2 | 2 | 2 | 2 | | | 2 | | | | | 2 | | | | | | | | | |
| 24 | 9167281035 | Vis Tornillo Vite - Schraube - Screw - | 4 | 4 | 4 | 4 | | | 4 | | | | | 4 | | | | | | | | | |
| 26 | 9155281012 | Vis H,M10- 12-8.8-ZNC Tornillo Vite - Schraube - Screw - | 2 | 2 | 2 | 2 | | | 2 | | | | | 2 | | | | | | | | | |
| 27 | 676571320071 | Rondelle Arandela Rondella - Unterlegscheibe - Washer - | 2 | 2 | 2 | 2 | | | 2 | | | | | 2 | | | | | | | | | |
| 28 | 89114 | Ecrou H ,M16 Pas 150 zingué bichromaté Mutter Tuerca Dado - Nut - | 4 | 4 | 4 | 4 | | | 4 | | | | | 4 | | | | | | | | | |
| 33 | 211953 | Chaîne complète Cadena completa Catena completo - Kompletter kette - Complete chain - | 2 | 2 | 2 | 2 | | | 2 | | | | | 2 | | | | | | | | | |
| 34 | 63125F300071 | Tendeur de chaîne Tensor de cadena Tenditore catena - Kettenspanner - Chain tightener - | 2 | 2 | 2 | 2 | | | 2 | | | | | 2 | | | | | | | | | |
| 35 | 212982 | Chape de chaîne Abrazadera de cadena Forchetta di catena - Kettenhalterung - Chain anchor - | 2 | 2 | 2 | 2 | | | 2 | | | | | 2 | | | | | | | | | |
| 36 | 189514 | Chaîne Cadena Catena - Kette - Chain - | 2 | 2 | 2 | 2 | | | 2 | | | | | 2 | | | | | | | | | |

+

Catalogue : 647010

4

MAT TRIPLE (5,505 m)
DREIFACH HUBMAST
MASTIL TRIPLE
TRIPLE MAST
RAMPA TRIPLEX

Qté-Menge-Cant-Qty-Q.ta

5 AB

47

M

| | |
|-----------------------|-----------------------|
| 1- M 26-2 S3 E2/E3 | 11- MC 70 PS S3 E2/E3 |
| 2- M 30-2 S3 E2/E3 | 12- M-X 30-4 S3-E3 |
| 3- M 26-4 S3 E2/E3 | 13- M-X 50-4 S3-E3 |
| 4- M 30-4 S3 E2/E3 | 14- M-X 70-2 S3-E3 |
| 5- M 40-4 S3 E2/E3 | 15- |
| 6- M 50-4 S3 E2/E3 | 16- |
| 7- MC 30 S3 E2/E3 | 17- |
| 8- MC 40 PS S3 E2/E3 | 18- |
| 9- MC 50 PS S3 E2/E3 | 19- |
| 10- MC 60 PS S3 E2/E3 | 20- |

| Rep Hinw Fig Item Rif | Numéro Teil-Nr Numero Part-Nr Part-Nr | Désignation Bezeichnung Descripcion Description Descrizione | | | | | | | | | | | | | | | | | | | | |
|-----------------------------------|---|--|---|---|---|---|---|---|---|---|---|----|----|----|----|----|----|----|----|----|----|----|
| | | | 1 | 2 | 3 | 4 | 5 | 6 | 7 | 8 | 9 | 10 | 11 | 12 | 13 | 14 | 15 | 16 | 17 | 18 | 19 | 20 |
| 37 | 63127F300071 | Axe Eje Perno - Bolzen - Pin - | 4 | 4 | 4 | 4 | | | | 4 | | | | | | | | 4 | | | | |
| 38 | 52071 | Goupille V 2,5 x 25 zinguée Pasador Spina - Stift - Pin - | 8 | 8 | 8 | 8 | | | | 8 | | | | | | | | 8 | | | | |
| 39 | 232300 | Montant intermédiaire Montante intermediario Montante intermedio - Zwischengerüst - Intermediate channel - | 1 | 1 | 1 | 1 | | | | 1 | | | | | | | | 1 | | | | |
| 40 | 61171F203071 | Axe de galet (A souder) Eje de rodillo (A soldar) Perno rullo (A saldare) - Rollenachse (Zu schweissen) - Roller axle (To weld) - | 2 | 2 | 2 | 2 | | | | 2 | | | | | | | | 2 | | | | |
| 41 | 61236F203071 | Galet (Ø 119,7 mm) Rodillo Rullo - Rolle - Roller - | 2 | 2 | 2 | 2 | | | | 2 | | | | | | | | 2 | | | | |
| 41 | 61238F203071 | Galet (Ø 120,7 mm) Rodillo Rullo - Rolle - Roller - | 2 | 2 | 2 | 2 | | | | 2 | | | | | | | | 2 | | | | |
| 42 | 612372074071 | Cale d'épaisseur 1 mm Cala de espesor Spessore - Ausgleichscheibe - Shim - | X | X | X | X | | | | X | | | | | | | | X | | | | |
| 42 | 612382074071 | Cale d'épaisseur 0,5 mm Cala de espesor Spessore - Ausgleichscheibe - Shim - | X | X | X | X | | | | X | | | | | | | | X | | | | |
| 43 | 612332074071 | Cale d'épaisseur 1 mm Cala de espesor Spessore - Ausgleichscheibe - Shim - | X | X | X | X | | | | X | | | | | | | | X | | | | |
| 43 | 612342074071 | Cale d'épaisseur 0,5 mm Cala de espesor Spessore - Ausgleichscheibe - Shim - | X | X | X | X | | | | X | | | | | | | | X | | | | |
| 44 | 613562360071 | Plaque d'usure Placa de desgaste Piastra du usura - Verschleissplatte - Friction lining side - | 2 | 2 | 2 | 2 | | | | 2 | | | | | | | | 2 | | | | |

+

Catalogue : 647010

5

MAT TRIPLE (5,505 m)
DREIFACH HUBMAST
MASTIL TRIPLE
TRIPLE MAST
RAMPA TRIPLEX

Qté-Menge-Cant-Qty-Q.ta

5 AB

47

M

| | |
|-----------------------|-----------------------|
| 1- M 26-2 S3 E2/E3 | 11- MC 70 PS S3 E2/E3 |
| 2- M 30-2 S3 E2/E3 | 12- M-X 30-4 S3-E3 |
| 3- M 26-4 S3 E2/E3 | 13- M-X 50-4 S3-E3 |
| 4- M 30-4 S3 E2/E3 | 14- M-X 70-2 S3-E3 |
| 5- M 40-4 S3 E2/E3 | 15- |
| 6- M 50-4 S3 E2/E3 | 16- |
| 7- MC 30 S3 E2/E3 | 17- |
| 8- MC 40 PS S3 E2/E3 | 18- |
| 9- MC 50 PS S3 E2/E3 | 19- |
| 10- MC 60 PS S3 E2/E3 | 20- |

| Rep Hinw Fig Item Rif | Numéro Teil-Nr Numero Part-Nr Part-Nr | Désignation Bezeichnung Descripcion Description Descrizione | 1 | 2 | 3 | 4 | 5 | 6 | 7 | 8 | 9 | 10 | 11 | 12 | 13 | 14 | 15 | 16 | 17 | 18 | 19 | 20 | |
|-----------------------------------|---|--|---|---|---|---|---|---|---|---|---|----|----|----|----|----|----|----|----|----|----|----|--|
| 45 | 631313096071 | Galet de chaîne Rodillo de cadena Rullo catena - Kettenrolle - Chain roller - | 2 | 2 | 2 | 2 | | | 2 | | | | | 2 | | | | | | | | | |
| 46 | 7519 | Circlips Aro retén Anello elastico - Sicherungsring - Circlip - | 2 | 2 | 2 | 2 | | | 2 | | | | | 2 | | | | | | | | | |
| 47 | 61171F203071 | Axe de galet (A souder) Eje de rodillo (A soldar) Perno rullo (A saldare) - Rollenachse (Zu schweissen) - Roller axle (To weld) - | 2 | 2 | 2 | 2 | | | 2 | | | | | 2 | | | | | | | | | |
| 48 | 61236F203071 | Galet (Ø 119,7 mm) Rodillo Rullo - Rolle - Roller - | 2 | 2 | 2 | 2 | | | 2 | | | | | 2 | | | | | | | | | |
| 49 | 612372074071 | Cale d'épaisseur 1 mm Cala de espesor Spessore - Ausgleichscheibe - Shim - | X | X | X | X | | | X | | | | | X | | | | | | | | | |
| 49 | 612382074071 | Cale d'épaisseur 0,5 mm Cala de espesor Spessore - Ausgleichscheibe - Shim - | X | X | X | X | | | X | | | | | X | | | | | | | | | |
| 50 | 651551074071 | Cale d'épaisseur 1 mm Cala de espesor Spessore - Ausgleichscheibe - Shim - | X | X | X | X | | | X | | | | | X | | | | | | | | | |
| 50 | 651561074071 | Cale d'épaisseur 0,5 mm Cala de espesor Spessore - Ausgleichscheibe - Shim - | X | X | X | X | | | X | | | | | X | | | | | | | | | |
| 51 | 179777 | Ecrou H ,M12 P125 C 8 ZN..C Tuerca Dado - Mutter - Nut - | 2 | 2 | 2 | 2 | | | 2 | | | | | 2 | | | | | | | | | |
| 52 | 901051200671 | Vis Tornillo Vite - Schraube - Screw - | 2 | 2 | 2 | 2 | | | 2 | | | | | 2 | | | | | | | | | |
| 53 | 232301 | Montant intérieur Montante interior Montante interiore - Innengerüst - Outer channel - | 1 | 1 | 1 | 1 | | | 1 | | | | | 1 | | | | | | | | | |

+

Catalogue : 647010

7

MAT TRIPLE (5,505 m)
DREIFACH HUBMAST
MASTIL TRIPLE
TRIPLE MAST
RAMPA TRIPLEX

Qté-Menge-Cant-Qty-Q.ta

5 AB

47

M

| | |
|-----------------------|-----------------------|
| 1- M 26-2 S3 E2/E3 | 11- MC 70 PS S3 E2/E3 |
| 2- M 30-2 S3 E2/E3 | 12- M-X 30-4 S3-E3 |
| 3- M 26-4 S3 E2/E3 | 13- M-X 50-4 S3-E3 |
| 4- M 30-4 S3 E2/E3 | 14- M-X 70-2 S3-E3 |
| 5- M 40-4 S3 E2/E3 | 15- |
| 6- M 50-4 S3 E2/E3 | 16- |
| 7- MC 30 S3 E2/E3 | 17- |
| 8- MC 40 PS S3 E2/E3 | 18- |
| 9- MC 50 PS S3 E2/E3 | 19- |
| 10- MC 60 PS S3 E2/E3 | 20- |

| Rep Hinw Fig Item Rif | Numéro Teil-Nr Numero Part-Nr Part-Nr | Désignation Bezeichnung Descripcion Description Descrizione | 1 | 2 | 3 | 4 | 5 | 6 | 7 | 8 | 9 | 10 | 11 | 12 | 13 | 14 | 15 | 16 | 17 | 18 | 19 | 20 |
|-----------------------------------|---|---|---|---|---|---|---|---|---|---|---|----|----|----|----|----|----|----|----|----|----|----|
| 66 | 631212277071 | Chape de chaîne - Kettenhalterung Abrazadera de cadena - Chain anchor Forchetta di catena - | 2 | 2 | 2 | 2 | | | 2 | | | | | 2 | | | | | | | | |
| 67 | 90638F610971 | Chaîne, nue (109 Maillons) - Kette, allein (109 Glied) Cadena, sola (109 Eslabón) - Chain, stripped (109 Link) Catena, nudo (109 Maglie) - | 2 | 2 | 2 | 2 | | | 2 | | | | | 2 | | | | | | | | |
| 68 | 631282345071 | Goupille - Stift Pasador - Pin Spina - | 4 | 4 | 4 | 4 | | | 4 | | | | | 4 | | | | | | | | |
| 69 | 631272345071 | Plaque extérieure - Ausser platte Placa exterior - Outer plate Piastra esteriore - | 4 | 4 | 4 | 4 | | | 4 | | | | | 4 | | | | | | | | |
| 70 | 631262345071 | Plaque intérieure - Innen platte Placa interior - Inner plate Piastra interiore - | 4 | 4 | 4 | 4 | | | 4 | | | | | 4 | | | | | | | | |
| 71 | 233126 | Axe - Bolzen Eje - Pin Perno - | 2 | 2 | 2 | 2 | | | 2 | | | | | 2 | | | | | | | | |
| 72 | 35000 | Goupille V 2 x 20 zinguée - Stift Pasador - Pin Spina - | 4 | 4 | 4 | 4 | | | 4 | | | | | 4 | | | | | | | | |
| 73 | 89114 | Ecrou H ,M16 Pas 150 zingué bichromaté Mutter Tuerca - Nut Dado - | 4 | 4 | 4 | 4 | | | 4 | | | | | 4 | | | | | | | | |
| 78 | 232306 | Tablier porte fourches, nu (Longueur 1470 mm) Gabelträger, allein (Länge 1470 mm) Tablero portahorquillas, solo (Longitud 1470 mm) Forks carrier, stripped (Length 1470 mm) Portaforche, nudo (Lunghezza 1470 mm) | 1 | 1 | 1 | 1 | | | 1 | | | | | 1 | | | | | | | | |
| 79 | 232308 | Tablier porte fourches, nu (Longueur 1750 mm) Gabelträger, allein (Länge 1750 mm) Tablero portahorquillas, solo (Longitud 1750 mm) Forks carrier, stripped (Length 1750 mm) Portaforche, nudo (Lunghezza 1750 mm) | 1 | 1 | 1 | 1 | | | 1 | | | | | 1 | | | | | | | | |

+

Catalogue : 647010

8

MAT TRIPLE (5,505 m)
DREIFACH HUBMAST
MASTIL TRIPLE
TRIPLE MAST
RAMPA TRIPLEX

Qté-Menge-Cant-Qty-Q.ta

5 AB

47

M

| | |
|-----------------------|-----------------------|
| 1- M 26-2 S3 E2/E3 | 11- MC 70 PS S3 E2/E3 |
| 2- M 30-2 S3 E2/E3 | 12- M-X 30-4 S3-E3 |
| 3- M 26-4 S3 E2/E3 | 13- M-X 50-4 S3-E3 |
| 4- M 30-4 S3 E2/E3 | 14- M-X 70-2 S3-E3 |
| 5- M 40-4 S3 E2/E3 | 15- |
| 6- M 50-4 S3 E2/E3 | 16- |
| 7- MC 30 S3 E2/E3 | 17- |
| 8- MC 40 PS S3 E2/E3 | 18- |
| 9- MC 50 PS S3 E2/E3 | 19- |
| 10- MC 60 PS S3 E2/E3 | 20- |

| Rep Hinw Fig Item Rif | Numéro Teil-Nr Numero Part-Nr Part-Nr | Désignation Bezeichnung Descripcion Description Descrizione | 1 | 2 | 3 | 4 | 5 | 6 | 7 | 8 | 9 | 10 | 11 | 12 | 13 | 14 | 15 | 16 | 17 | 18 | 19 | 20 |
|-----------------------------------|---|---|---|---|---|---|---|---|---|---|---|----|----|----|----|----|----|----|----|----|----|----|
| 80 | 232309 | Tablier porte fourches, nu (Longueur 2000 mm) Gabelträger, allein (Länge 2000 mm) Tablero portahorquillas, solo (Longitud 2000 mm) Forks carrier, stripped (Length 2000 mm) Portaforche, nudo (Lunghezza 2000 mm) | 1 | 1 | 1 | 1 | | | 1 | | | | | 1 | | | | | | | | |
| 81 | 63451F303071 | Galet guide - Führungsrolle Rodillo guía - Guide roller Rullo guida - | 2 | 2 | 2 | 2 | | | 2 | | | | | 2 | | | | | | | | |
| 82 | 63374F304071 | Axe de galet - Rollenachse Eje de rodillo - Roller axle Perno rullo - | 2 | 2 | 2 | 2 | | | 2 | | | | | 2 | | | | | | | | |
| 83 | 37500 | Circlips - Sicherungsring Aro retén - Circlip Anello elastico - | 4 | 4 | 4 | 4 | | | 4 | | | | | 4 | | | | | | | | |
| 84 | 61957 | Vis H,M12-125- 35-8.8-ZN8/C - Schraube Tornillo - Screw Vite - | 4 | 4 | 4 | 4 | | | 4 | | | | | 4 | | | | | | | | |
| 85 | 42231 | Rondelle W12 ZN - Unterlegscheibe Arandela - Washer Rondella - | 4 | 4 | 4 | 4 | | | 4 | | | | | 4 | | | | | | | | |
| 86 | 633762074071 | Cale d'épaisseur 0,5 mm - Ausgleichscheibe Cala de espesor - Shim Spessore - | X | X | X | X | | | X | | | | | X | | | | | | | | |
| 86 | 633772074071 | Cale d'épaisseur 1 mm - Ausgleichscheibe Cala de espesor - Shim Spessore - | X | X | X | X | | | X | | | | | X | | | | | | | | |
| 87 | 63371F203071 | Axe de galet (A souder) - Rollenachse (Zu schweissen) Eje de rodillo (A soldar) - Roller axle (To weld) Perno rullo (A saldare) - | 2 | 2 | 2 | 2 | | | 2 | | | | | 2 | | | | | | | | |
| 88 | 61236F203071 | Galet (Ø 119,7 mm) - Rolle Rodillo - Roller Rullo - | 2 | 2 | 2 | 2 | | | 2 | | | | | 2 | | | | | | | | |
| 88 | 61238F203071 | Galet (Ø 120,7 mm) - Rolle Rodillo - Roller Rullo - | 2 | 2 | 2 | 2 | | | 2 | | | | | 2 | | | | | | | | |

+

Catalogue : 647010

Qté-Menge-Cant-Qty-Q.ta | 5 AB 47 | M

10

MAT TRIPLE (5,505 m)
DREIFACH HUBMAST
MASTIL TRIPLE
TRIPLE MAST
RAMPA TRIPLEX

| | |
|-----------------------|-----------------------|
| 1- M 26-2 S3 E2/E3 | 11- MC 70 PS S3 E2/E3 |
| 2- M 30-2 S3 E2/E3 | 12- M-X 30-4 S3-E3 |
| 3- M 26-4 S3 E2/E3 | 13- M-X 50-4 S3-E3 |
| 4- M 30-4 S3 E2/E3 | 14- M-X 70-2 S3-E3 |
| 5- M 40-4 S3 E2/E3 | 15- |
| 6- M 50-4 S3 E2/E3 | 16- |
| 7- MC 30 S3 E2/E3 | 17- |
| 8- MC 40 PS S3 E2/E3 | 18- |
| 9- MC 50 PS S3 E2/E3 | 19- |
| 10- MC 60 PS S3 E2/E3 | 20- |

| Rep Hinw Fig Item Rif | Numéro Teil-Nr Numero Part-Nr Part-Nr | Désignation Bezeichnung Descripcion Description Descrizione | 1 | 2 | 3 | 4 | 5 | 6 | 7 | 8 | 9 | 10 | 11 | 12 | 13 | 14 | 15 | 16 | 17 | 18 | 19 | 20 |
|-----------------------------------|---|---|---|---|---|---|---|---|---|---|---|----|----|----|----|----|----|----|----|----|----|----|
| 103 | 204382 | Levier - Hebel Palanca - Lever Leva - | 2 | 2 | 2 | 2 | | | 2 | | | | | 2 | | | | | | | | |
| 104 | 175549 | Ressort - Feder Muelle - Spring Molla - | 2 | 2 | 2 | 2 | | | 2 | | | | | 2 | | | | | | | | |
| 105 | 175551 | Goupille 5 x 25 E - Stift Pasador - Pin Spina - | 2 | 2 | 2 | 2 | | | 2 | | | | | 2 | | | | | | | | |
| 106 | 204387 | Verrou - Riegel Cerrojo - Locker Catenaccio - | 2 | 2 | 2 | 2 | | | 2 | | | | | 2 | | | | | | | | |
| 107 | 221447 | Entretoise - Querstrebe Separador - Spacer Distanziale - | | | | | | | 1 | | | | | | | | | | | | | |
| 108 | 32407 | Joint torique - "0" ring Junta tórica - "0" ring Anello OR - | | | | | | | 1 | | | | | | | | | | | | | |
| 109 | 258347 | Tablier porte fourches, nu (Longueur 1470 mm) Gabelträger, allein (Länge 1470 mm) Tablero portahorquillas, solo (Longitud 1470 mm) Forks carrier, stripped (Length 1470 mm) Portaforche, nudo (Lunghezza 1470 mm) | 1 | 1 | 1 | 1 | | | 1 | | | | | 1 | | | | | | | | |
| 110 | 258349 | Tablier porte fourches, nu (Longueur 1750 mm) Gabelträger, allein (Länge 1750 mm) Tablero portahorquillas, solo (Longitud 1750 mm) Forks carrier, stripped (Length 1750 mm) Portaforche, nudo (Lunghezza 1750 mm) | 1 | 1 | 1 | 1 | | | 1 | | | | | 1 | | | | | | | | |
| 111 | 258350 | Tablier porte fourches, nu (Longueur 2000 mm) Gabelträger, allein (Länge 2000 mm) Tablero portahorquillas, solo (Longitud 2000 mm) Forks carrier, stripped (Length 2000 mm) Portaforche, nudo (Lunghezza 2000 mm) | 1 | 1 | 1 | 1 | | | 1 | | | | | 1 | | | | | | | | |
| 112 | 240227 | Chaîne complète (113 Maillons) - Kompletter kette (113 Glied) Cadena completa (113 Eslabón) - Complete chain (113 Link) Catena completo (113 Maglie) - | 2 | 2 | 2 | 2 | | | 2 | | | | | 2 | | | | | | | | |

+

Catalogue : 647010

11

MAT TRIPLE (5,505 m)
 DREIFACH HUBMAST
 MASTIL TRIPLE
 TRIPLE MAST
 RAMPA TRIPLEX

Qté-Menge-Cant-Qty-Q.ta

5 AB

47

M

- | | |
|-----------------------|-----------------------|
| 1- M 26-2 S3 E2/E3 | 11- MC 70 PS S3 E2/E3 |
| 2- M 30-2 S3 E2/E3 | 12- M-X 30-4 S3-E3 |
| 3- M 26-4 S3 E2/E3 | 13- M-X 50-4 S3-E3 |
| 4- M 30-4 S3 E2/E3 | 14- M-X 70-2 S3-E3 |
| 5- M 40-4 S3 E2/E3 | 15- |
| 6- M 50-4 S3 E2/E3 | 16- |
| 7- MC 30 S3 E2/E3 | 17- |
| 8- MC 40 PS S3 E2/E3 | 18- |
| 9- MC 50 PS S3 E2/E3 | 19- |
| 10- MC 60 PS S3 E2/E3 | 20- |

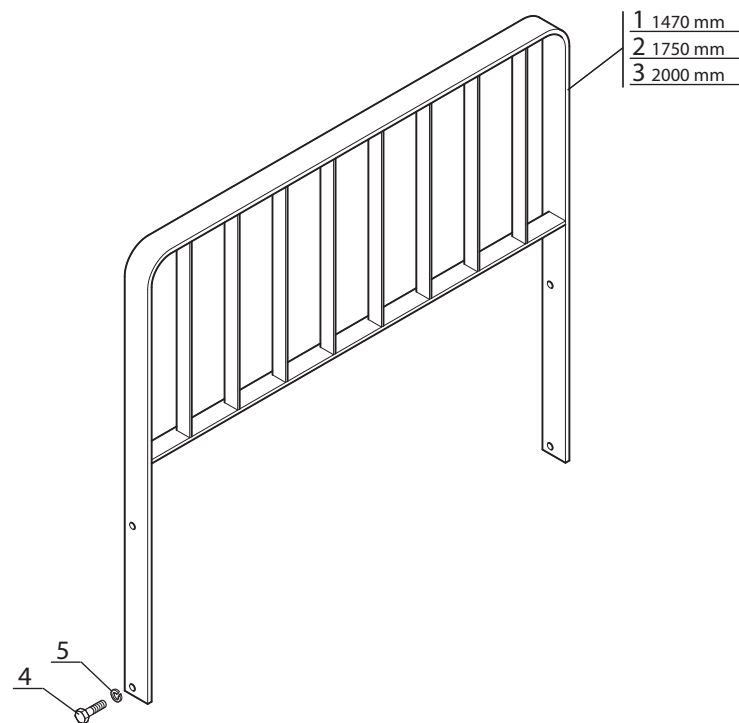
| Rep Hinw Fig Item Rif | Numéro Teil-Nr Numero Part-Nr Part-Nr | Désignation Bezeichnung Descripcion Description Descrizione |
|-----------------------------------|---|---|
| 113 | 90638F611171 | Chaîne (111 Maillons) - Kette (111 Glied) Cadena (111 Eslabón) - Chain (111 Link) Catena (111 Maglie) - |

| 1 | 2 | 3 | 4 | 5 | 6 | 7 | 8 | 9 | 10 | 11 | 12 | 13 | 14 | 15 | 16 | 17 | 18 | 19 | 20 | |
|---|---|---|---|---|---|---|---|---|----|----|----|----|----|----|----|----|----|----|----|--|
| | 2 | 2 | 2 | 2 | | | | | | | | 2 | | | | | | | | |

5 AC 10

DOSSERET DE CHARGE
RÜCKLEHNETRAGLAST
COSTILLA DE CARGA
BACK LOAD REST
SPONDA DI CARICO

M 26-2 S.3 / M 30-2 S.3
M 26-4 S.3 / M 30-4 S.3
MC 30 S.3 / M-X 30-4 S.3



Catalogue : 647010

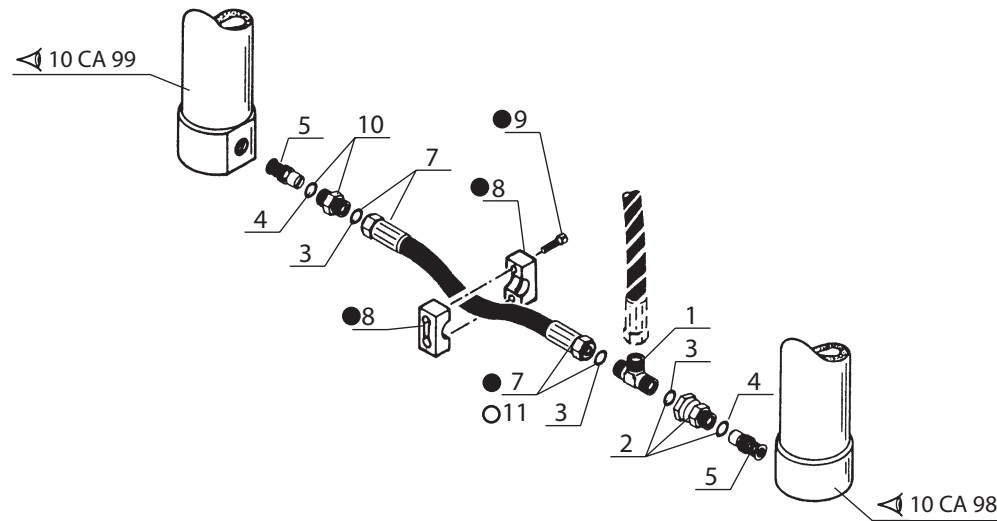
| 1 | Catalogue : 647010 | | | Qté-Menge-Cant-Qty-Q.ta | | | | | | | | | | | | | | | | 5 AC | 10 | M | |
|---|-----------------------|--|--|-------------------------|---|---|---|---|---|---|---|---|----|----|----|----|----|----|----|------|----|----|----|
| | Rep Hinw Fig Item Rif | Numéro Teil-Nr Numero Part-Nr Part-Nr | Désignation Bezeichnung Description Description | 1 | 2 | 3 | 4 | 5 | 6 | 7 | 8 | 9 | 10 | 11 | 12 | 13 | 14 | 15 | 16 | 17 | 18 | 19 | 20 |
| | | | DOSSERET DE CHARGE RÜCKLEHNETRAGLAST COSTILLA DE CARGA BACK LOAD REST SPONDA DI CARICO | | | | | | | | | | | | | | | | | | | | |
| 1 | 63807F303071 | Dosseret de charge, nu (1470 mm) Rücklehnmetraglast, allein Costilla de carga, solo - Back load rest, stripped Sponda di carico, nudo - | 1 | 1 | 1 | 1 | | | | 1 | | | | | 1 | | | | | | | | |
| 2 | 221606 | Dosseret de charge, nu (1750 mm) Rücklehnmetraglast, allein Costilla de carga, solo - Back load rest, stripped Sponda di carico, nudo - | 1 | 1 | 1 | 1 | | | | 1 | | | | | 1 | | | | | | | | |
| 3 | 221607 | Dosseret de charge, nu (2000 mm) Rücklehnmetraglast, allein Costilla de carga, solo - Back load rest, stripped Sponda di carico, nudo - | 1 | 1 | 1 | 1 | | | | 1 | | | | | 1 | | | | | | | | |
| 4 | 53514 | Vis H,M14-150- 35-8.8-ZN8/C - Schraube Tornillo - Screw Vite - | 4 | 4 | 4 | 4 | | | | 4 | | | | | 4 | | | | | | | | |
| 5 | 42256 | Rondelle W14 ZN - Unterlegscheibe Arandela - Washer Rondella - | 4 | 4 | 4 | 4 | | | | 4 | | | | | 4 | | | | | | | | |

10 AC 49

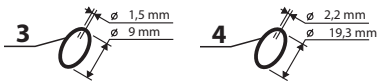
HYDRAULIQUE (Branchement, vérin d'élévation)
 HYDRAULIK (Rohranschluss, hubzylinder)
 HIDRAULICO (Derivación, cilindro de elevación)
 HYDRAULIC (Branch connection, lifting cylinder)
 IDRAULICO (Diramazione, cilindro di sollevamento)

M 26-2 S.3 / M 30-2 S.3
 M 26-4 S.3 / M 30-4 S.3
 MC 30 S.3 / M-X 30-4 S.3

- 1er MONTAGE
 1ste MONTAGE
 1ro MONTAJE
 1st MOUNTING
 1mo MONTAGGIO
- 2ème MONTAGE
 2te MONTAGE
 2do MONTAJE
 2nd MOUNTING
 2do MONTAGGIO



POUR FLEXIBLE ET RACCORD
 FÜR SCHLAUCH UND VERSCHRAUBUNG
 PARA FLEXIBLE Y RACOR
 FOR HOSE AND CONNECTION
 PER FLESSIBILE E RACCORDO



Catalogue : 647010

Qté-Menge-Cant-Qty-Q.ta

10 AC

49

M

1

HYDRAULIQUE (Branchement vérin d'élévation)
 HYDRAULIK (Rohranschluss hubzylinder)
 HIDRAULICO (Derivación cilindro de elevación)
 HYDRAULIC (Branch connection lifting cylinder)
 IDRAULICO (Divamazione cilindro di sollevamento)

1- M 26-2 S3 E2/E3 11- MC 70 PS S3 E2/E3
 2- M 30-2 S3 E2/E3 12- M-X 30-4 S3-E3
 3- M 26-4 S3 E2/E3 13- M-X 50-4 S3-E3
 4- M 30-4 S3 E2/E3 14- M-X 70-2 S3-E3
 5- M 40-4 S3 E2/E3 15-
 6- M 50-4 S3 E2/E3 16-
 7- MC 30 S3 E2/E3 17-
 8- MC 40 PS S3 E2/E3 18-
 9- MC 50 PS S3 E2/E3 19-
 10- MC 60 PS S3 E2/E3 20-

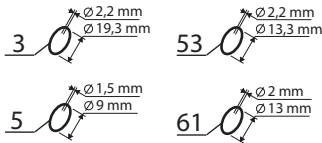
| Rep Hinw Fig Item Rif | Numéro Teil-Nr Numero Part-Nr Part-Nr | Désignation Bezeichnung Description Descrizione | 1 | 2 | 3 | 4 | 5 | 6 | 7 | 8 | 9 | 10 | 11 | 12 | 13 | 14 | 15 | 16 | 17 | 18 | 19 | 20 |
|-----------------------------------|---|--|---|---|---|---|---|---|---|---|---|----|----|----|----|----|----|----|----|----|----|----|
| 1 | 238230 | Raccord Té Réducteur Racor Raccordo - Verschraubung - Connection - | 1 | 1 | 1 | 1 | | | 1 | | | | | | | | | | | | | |
| 2 | 167932 | Raccord Adapteur Racor Raccordo - Verschraubung - Connection - | 1 | 1 | 1 | 1 | | | 1 | | | | | | | | | | | | | |
| 3 | 190874 | Joint torique Junta tórica Anello OR - "0" ring - "0" ring - | X | X | X | X | | | X | | | | | | | | | | | | | |
| 4 | 169373 | Joint torique Junta tórica Anello OR - "0" ring - "0" ring - | X | X | X | X | | | X | | | | | | | | | | | | | |
| 5 | 169573 | Ralentisseur de débit Válvula de restricción Regolatore di flusso - Druckregler - Flow restrictor - | 2 | 2 | 2 | 2 | | | 2 | | | | | | | | | | | | | |
| 7 | 169321 | Flexible (Lg 550) Flexible Flessibile - Schlauch - Hose - | 1 | 1 | 1 | 1 | | | 1 | | | | | | | | | | | | | |
| 8 | 168850 | Demi-collier Media abrazadera Fascetta - Halb-klemme - Half-clamp - | 2 | 2 | 2 | 2 | | | 2 | | | | | | | | | | | | | |
| 9 | 7242 | Vis CHc,M 6- 20 zinguée Tornillo Vite - Schraube - Screw - | 2 | 2 | 2 | 2 | | | 2 | | | | | | | | | | | | | |
| 10 | 173038 | Raccord Union Racor Raccordo - Verschraubung - Connection - | 1 | 1 | 1 | 1 | | | 1 | | | | | | | | | | | | | |
| 11 | 203710 | Flexible (Lg 500) Flexible Flessibile - Schlauch - Hose - | 1 | 1 | 1 | 1 | | | 1 | | | | | | | | | | | | | |

10 AD 110

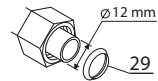
KIT HYDRAULIQUE ACCESSOIRE DROIT (Double effet)
 RECHT KIT ZUBEHOR HYDRAULIK (Doppeltwirkend)
 KIT HIDRAULICO ACCESSORIO DERECHO (Doble efecto)
 R.H. ATTACHMENT HYDRAULIC KIT (Double-acting)
 KIT IDRAULICO ACCESSORIO DESTRO (Duplex effetto)

M 26-2 S.3 / M 30-2 S.3
 M 26-4 S.3 / M 30-4 S.3
 MC 30 S.3 / M-X 30-4 S.3

POUR FLEXIBLE ET RACCORD
 FÜR SCHLAUCH UND VERSCHRAUBUNG
 PARA FLEXIBLE Y RACOR
 FOR HOSE AND CONNECTION
 PER FLESSIBILE E RACCORDO

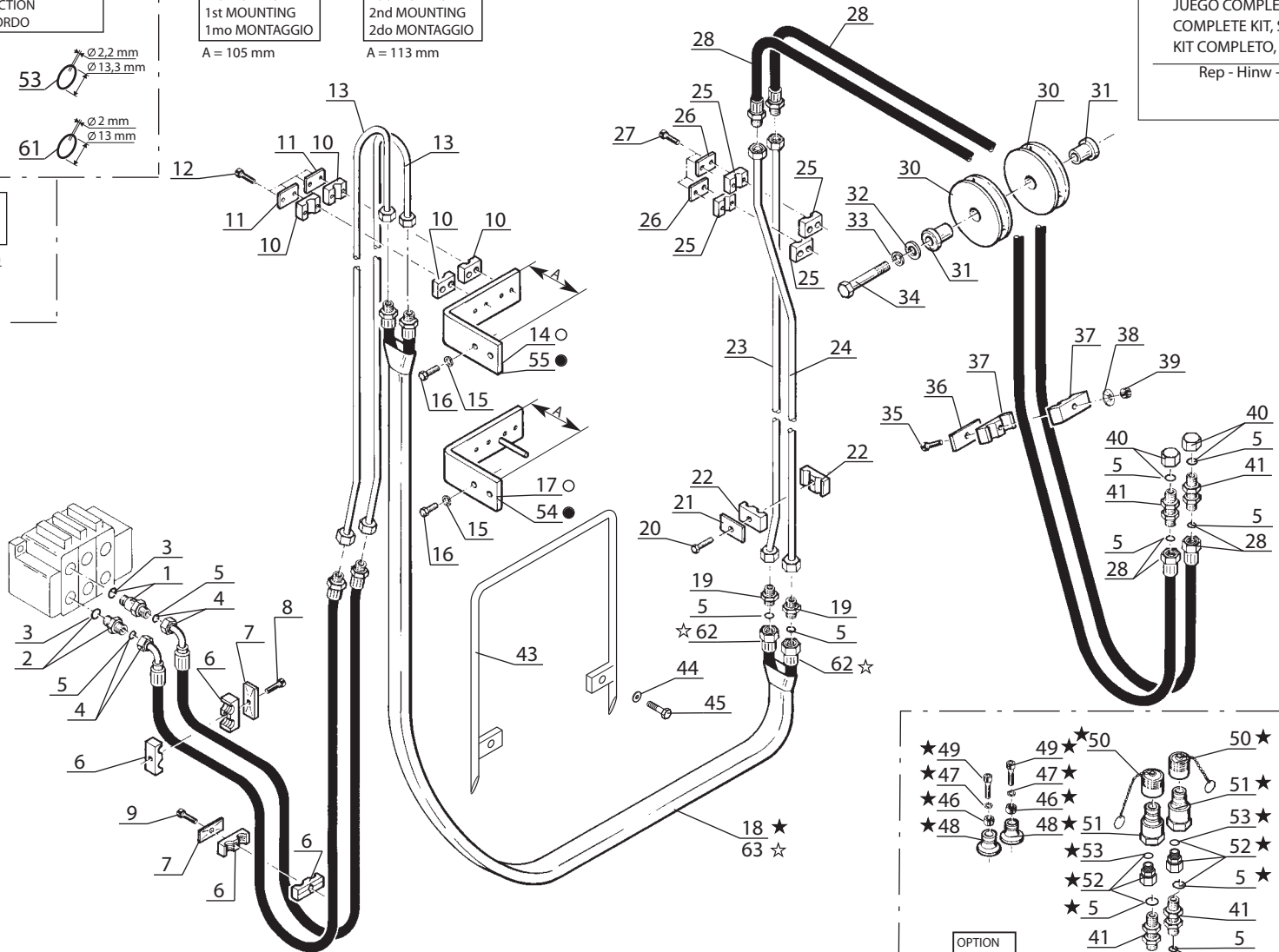


POUR TUBE - FÜR ROHR
 PARA TUBO - FOR TUBE
 PER TUBO



○ 1er MONTAGE
 1ste MONTAGE
 1ro MONTAJE
 1st MOUNTING
 1mo MONTAGGIO
 A = 105 mm

● 2ème MONTAGE
 2te MONTAGE
 2do MONTAJE
 2nd MOUNTING
 2do MONTAGGIO
 A = 113 mm



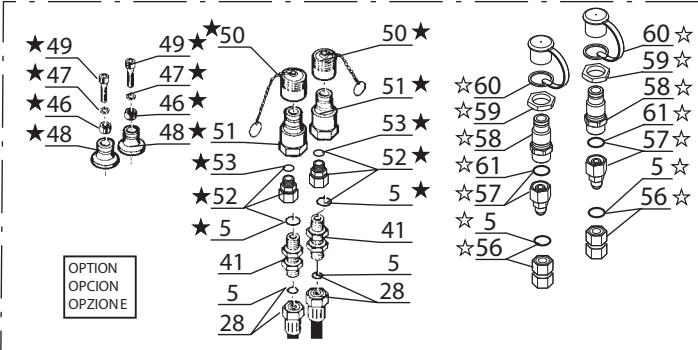
KIT COMPLET, VOIR NOMENCLATURE
 KOMPLETTER KIT, SIEHE STÜCKLISTE
 JUEGO COMPLETO, VER NOMENCLATURA
 COMPLETE KIT, SEE NOMENCLATURE
 KIT COMPLETO, VEDERE NOMENCLATURA

Rep - Hinw - Fig - Item - Sequenza

42

★ 1er MONTAGE
 1ste MONTAGE
 1ro MONTAJE
 1st MOUNTING
 1mo MONTAGGIO

☆ 2ème MONTAGE
 2te MONTAGE
 2do MONTAJE
 2nd MOUNTING
 2do MONTAGGIO



OPTION
 OPCION
 OPZIONE

Catalogue : 647010

1

KIT HYDRAULIQUE ACCESSOIRE DROIT (Double effet)
 RECHT KIT ZUBEHOR HYDRAULIK (Doppeltwirkend)
 KIT HIDRAULICO ACCESORIO DERECHO (Doble efecto)
 R.H. ATTACHMENT HYDRAULIC KIT (Double-acting)
 KIT IDRAULICO ACCESSORIO DESTRO (Doppio effetto)

Qté-Menge-Cant-Qty-Q.ta

10 AD

110

M

| | |
|-----------------------|-----------------------|
| 1- M 26-2 S3 E2/E3 | 11- MC 70 PS S3 E2/E3 |
| 2- M 30-2 S3 E2/E3 | 12- M-X 30-4 S3-E3 |
| 3- M 26-4 S3 E2/E3 | 13- M-X 50-4 S3-E3 |
| 4- M 30-4 S3 E2/E3 | 14- M-X 70-2 S3-E3 |
| 5- M 40-4 S3 E2/E3 | 15- |
| 6- M 50-4 S3 E2/E3 | 16- |
| 7- MC 30 S3 E2/E3 | 17- |
| 8- MC 40 PS S3 E2/E3 | 18- |
| 9- MC 50 PS S3 E2/E3 | 19- |
| 10- MC 60 PS S3 E2/E3 | 20- |

| Rep Hinw Fig Item Rif | Numéro Teil-Nr Numero Part-Nr Part-Nr | Désignation Bezeichnung Descripcion Description Descrizione | | | | | | | | | | | | | | | | | | | | |
|-----------------------------------|---|---|---|---|---|---|---|---|---|---|---|----|----|----|----|----|----|----|----|----|----|----|
| | | | 1 | 2 | 3 | 4 | 5 | 6 | 7 | 8 | 9 | 10 | 11 | 12 | 13 | 14 | 15 | 16 | 17 | 18 | 19 | 20 |
| 1 | 168906 | Raccord Union Prolongateur Racor Raccordo | - Verschraubung - Connection - | 1 | 1 | 1 | 1 | | | | 1 | | | | | | | 1 | | | | |
| 2 | 173038 | Raccord Union Racor Raccordo | - Verschraubung - Connection - | 1 | 1 | 1 | 1 | | | | 1 | | | | | | | 1 | | | | |
| 3 | 169373 | Joint torique Junta tórica Anello OR | - "0" ring - "0" ring - | X | X | X | X | | | | X | | | | | | | X | | | | |
| 4 | 213997 | Flexible (Lg 1850) Flexible Flessibile | - Schlauch - Hose - | 2 | 2 | 2 | 2 | | | | 2 | | | | | | | 2 | | | | |
| 5 | 190874 | Joint torique Junta tórica Anello OR | - "0" ring - "0" ring - | X | X | X | X | | | | X | | | | | | | X | | | | |
| 6 | 168758 | Demi-collier Media abrazadera Fascetta | - Halb-klemme - Half-clamp - | 4 | 4 | 4 | 4 | | | | 4 | | | | | | | 4 | | | | |
| 7 | 168494 | Plaque de protection Placa de protección Piastra di protezione | - Schützplatte - Protection plate - | 2 | 2 | 2 | 2 | | | | 2 | | | | | | | 2 | | | | |
| 8 | 61323 | Vis H,M 8- 35-8.8-ZN8/C Tornillo Vite | - Schraube - Screw - | 1 | 1 | 1 | 1 | | | | 1 | | | | | | | 1 | | | | |
| 9 | 58530 | Vis H,M 8- 45-8.8-ZN8/C Tornillo Vite | - Schraube - Screw - | 1 | 1 | 1 | 1 | | | | 1 | | | | | | | 1 | | | | |
| 10 | 168746 | Demi-collier Media abrazadera Fascetta | - Halb-klemme - Half-clamp - | 8 | 8 | 8 | 8 | | | | 8 | | | | | | | 8 | | | | |
| 11 | 168847 | Plaque de protection Placa de protección Piastra di protezione | - Schützplatte - Protection plate - | 4 | 4 | 4 | 4 | | | | 4 | | | | | | | 4 | | | | |

+

Catalogue : 647010

4

KIT HYDRAULIQUE ACCESSOIRE DROIT (Double effet)
 RECHT KIT ZUBEHOR HYDRAULIK (Doppeltwirkend)
 KIT HIDRAULICO ACCESORIO DERECHO (Doble efecto)
 R.H. ATTACHMENT HYDRAULIC KIT (Double-acting)
 KIT IDRAULICO ACCESSORIO DESTRO (Doppio effetto)

| Qté-Menge-Cant-Qty-Q.ta | | | | | 10 AD | 110 |
|-------------------------|----|------|-------|-------|-------|-------------------|
| 1- | M | 26-2 | S3 | E2/E3 | 11- | MC 70 PS S3 E2/E3 |
| 2- | M | 30-2 | S3 | E2/E3 | 12- | M-X 30-4 S3-E3 |
| 3- | M | 26-4 | S3 | E2/E3 | 13- | M-X 50-4 S3-E3 |
| 4- | M | 30-4 | S3 | E2/E3 | 14- | M-X 70-2 S3-E3 |
| 5- | M | 40-4 | S3 | E2/E3 | 15- | |
| 6- | M | 50-4 | S3 | E2/E3 | 16- | |
| 7- | MC | 30 | S3 | E2/E3 | 17- | |
| 8- | MC | 40 | PS S3 | E2/E3 | 18- | |
| 9- | MC | 50 | PS S3 | E2/E3 | 19- | |
| 10- | MC | 60 | PS S3 | E2/E3 | 20- | |

M

| Rep Hinw Fig Item Rif | Numéro Teil-Nr Numero Part-Nr Part-Nr | Désignation Bezeichnung Descripcion Description Descrizione | 1 | 2 | 3 | 4 | 5 | 6 | 7 | 8 | 9 | 10 | 11 | 12 | 13 | 14 | 15 | 16 | 17 | 18 | 19 | 20 | |
|-----------------------------------|---|--|--|---|---|---|---|---|---|---|---|----|----|----|----|----|----|----|----|----|----|----|--|
| 34 | 41562 | Vis H,M12- 80-8.8-ZN8/C Tornillo Vite | - Schraube - Screw - | 1 | 1 | 1 | 1 | | 1 | | | | | 1 | | | | | | | | | |
| 35 | 58530 | Vis H,M 8- 45-8.8-ZN8/C Tornillo Vite | - Schraube - Screw - | 1 | 1 | 1 | 1 | | 1 | | | | | 1 | | | | | | | | | |
| 36 | 168494 | Plaque de protection Placa de protección Piastra di protezione | - Schützplatte - Protection plate - | 1 | 1 | 1 | 1 | | 1 | | | | | 1 | | | | | | | | | |
| 37 | 217217 | Demi-collier Media abrazadera Fascetta | - Halb-klemme - Half-clamp - | 2 | 2 | 2 | 2 | | 2 | | | | | 2 | | | | | | | | | |
| 38 | 63351 | Rondelle JZC 8 CAD.BICH Arandela Rondella | - Unterlegscheibe - Washer - | 1 | 1 | 1 | 1 | | 1 | | | | | 1 | | | | | | | | | |
| 39 | 58528 | Ecrou H ,M 8 ZN Tuerca Dado | - Mutter - Nut - | 1 | 1 | 1 | 1 | | 1 | | | | | 1 | | | | | | | | | |
| 40 | 168781 | Bouchon Tapón Tappo | - Stopfen - Plug - | 2 | 2 | 2 | 2 | | 2 | | | | | 2 | | | | | | | | | |
| 41 | 405952 | Raccord Union Passe-cloison Racor Raccordo | - Verschraubung - Connection - | 2 | 2 | 2 | 2 | | 2 | | | | | 2 | | | | | | | | | |
| 42 | 570038 | Kit hydraulique accessoire Kit hidraulico accesorio Kit idraulico accessorio | - Zubehor hydraulik kit - Attachment hydraulic kit - | 1 | 1 | 1 | 1 | | 1 | | | | | 1 | | | | | | | | | |
| 43 | 236508 | Guide flexible Guía de flexible Guida flessibile | - Führungsschlauch - Guide hose - | 1 | 1 | 1 | 1 | | 1 | | | | | 1 | | | | | | | | | |
| 44 | 174132 | Rondelle JZC 6 CAD.BICH Arandela Rondella | - Unterlegscheibe - Washer - | 2 | 2 | 2 | 2 | | 2 | | | | | 2 | | | | | | | | | |

+

Catalogue : 647010

6

KIT HYDRAULIQUE ACCESSOIRE DROIT (Double effet)
 RECHT KIT ZUBEHOR HYDRAULIK (Doppeltwirkend)
 KIT HIDRAULICO ACCESORIO DERECHO (Doble efecto)
 R.H. ATTACHMENT HYDRAULIC KIT (Double-acting)
 KIT IDRAULICO ACCESSORIO DESTRO (Doppio effetto)

| Qté-Menge-Cant-Qty-Q.ta | | | | | | | | | | 10 AD | 110 | | |
|-------------------------|----|------|----|-------|-------|-----|------|-------|----|-------|-----|--|--|
| 1- | M | 26-2 | S3 | E2/E3 | 11- | MC | 70 | PS | S3 | E2/E3 | | | |
| 2- | M | 30-2 | S3 | E2/E3 | 12- | M-X | 30-4 | S3-E3 | | | | | |
| 3- | M | 26-4 | S3 | E2/E3 | 13- | M-X | 50-4 | S3-E3 | | | | | |
| 4- | M | 30-4 | S3 | E2/E3 | 14- | M-X | 70-2 | S3-E3 | | | | | |
| 5- | M | 40-4 | S3 | E2/E3 | 15- | | | | | | | | |
| 6- | M | 50-4 | S3 | E2/E3 | 16- | | | | | | | | |
| 7- | MC | 30 | S3 | E2/E3 | 17- | | | | | | | | |
| 8- | MC | 40 | PS | S3 | E2/E3 | 18- | | | | | | | |
| 9- | MC | 50 | PS | S3 | E2/E3 | 19- | | | | | | | |
| 10- | MC | 60 | PS | S3 | E2/E3 | 20- | | | | | | | |

M

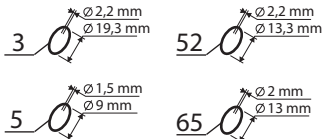
| Rep Hinw Fig Item Rif | Numéro Teil-Nr Numero Part-Nr Part-Nr | Désignation Bezeichnung Descripcion Description Descrizione | Qté-Menge-Cant-Qty-Q.ta | | | | | | | | | | | | | | | | | | | |
|-----------------------------------|---|--|-------------------------|---|---|---|---|---|---|---|---|----|----|----|----|----|----|----|----|----|----|----|
| | | | 1 | 2 | 3 | 4 | 5 | 6 | 7 | 8 | 9 | 10 | 11 | 12 | 13 | 14 | 15 | 16 | 17 | 18 | 19 | 20 |
| 56 | 74364 | Raccord Adapteur Racor Raccordo - Verschraubung - Connection - | 2 | 2 | 2 | 2 | | | | 2 | | | | | | | | 2 | | | | |
| 57 | 175076 | Raccord Adapteur Réducteur Racor Raccordo - Verschraubung - Connection - | 2 | 2 | 2 | 2 | | | | 2 | | | | | | | | 2 | | | | |
| 58 | 261397 | Raccord Rapide Passe-cloison Racor Raccordo passaparete - Verschraubung - Connection - | 2 | 2 | 2 | 2 | | | | 2 | | | | | | | | 2 | | | | |
| 59 | 401668 | Ecrou H ,M24x150-ZN.C-P.CLOISON Mutter Tuerca Dado - Nut - | 2 | 2 | 2 | 2 | | | | 2 | | | | | | | | 2 | | | | |
| 60 | 261398 | Bouchon Tapón Tappo - Stopfen - Plug - | 2 | 2 | 2 | 2 | | | | 2 | | | | | | | | 2 | | | | |
| 61 | 219457 | Joint torique Junta tórica Anello OR - "0" ring - "0" ring - | X | X | X | X | | | | X | | | | | | | | X | | | | |
| 62 | 269340 | Flexible (Lg 1750) Flexible Flessibile - Schlauch - Hose - | 2 | 2 | 2 | 2 | | | | 2 | | | | | | | | 2 | | | | |
| 63 | 292451 | Gaine (Ø 40 mm - Longueur 1750 mm) Draht (Ø 40 mm - Länge 1750 mm) Vaina (Ø 40 mm - Longitud 1750 mm) Sheath (Ø 40 mm - Lenght 1750 mm) Guaina (Ø 40 mm - Lunghezza 1750 mm) | 1 | 1 | 1 | 1 | | | | 1 | | | | | | | | 1 | | | | |

10 AD 111

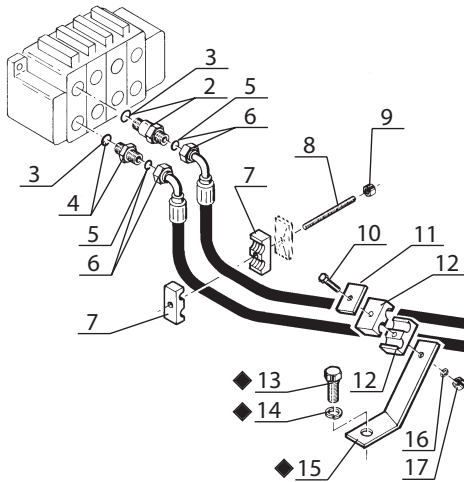
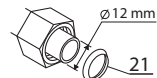
KIT HYDRAULIQUE ACCESSOIRE GAUCHE (Double effet)
 LINK KIT ZUBEHOR HYDRAULIK (Doppeltwirkend)
 KIT HIDRAULICO ACCESSORIO IZQUIERDO (Doble efecto)
 L.H. ATTACHMENT HYDRAULIC KIT (Double-acting)
 KIT IDRAULICO ACCESSORIO SINISTRO (Duplex effetto)

M 26-2 S.3 / M 30-2 S.3
M 26-4 S.3 / M 30-4 S.3
MC 30 S.3 / M-X 30-4 S.3

POUR FLEXIBLE ET RACCORD
 FÜR SCHLAUCH UND VERSCHRAUBUNG
 PARA FLEXIBLE Y RACOR
 FOR HOSE AND CONNECTION
 PER FLESSIBILE E RACCORDO



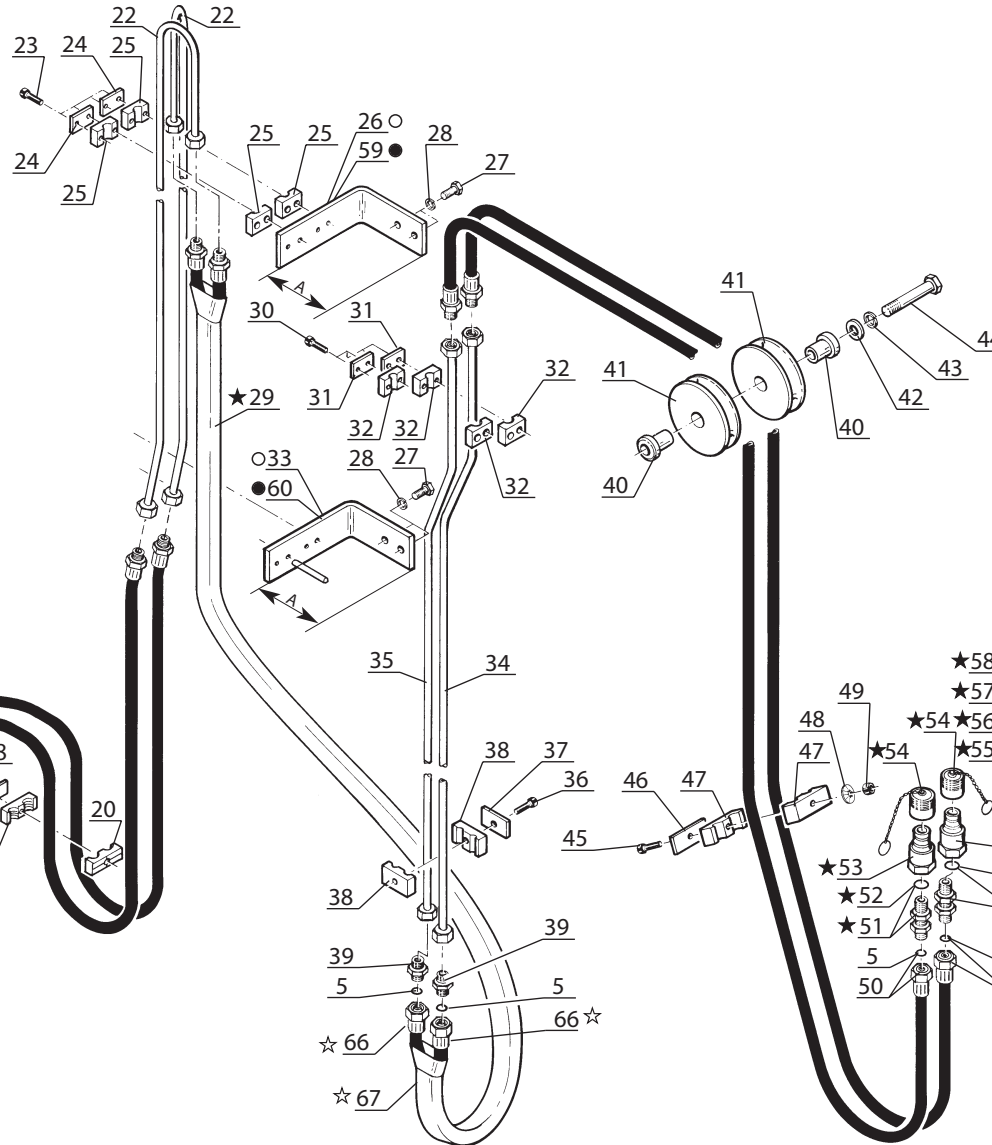
POUR TUBE - FÜR ROHR
 PARA TUBO - FÜR TUBE
 PER TUBO



◆ SUIVANT MONTAGE
 NACH MONTAGE
 SEGUN MONTAJE
 AS MOUNTING
 SECONDO MONTAGGIO

KIT COMPLET, VOIR NOMENCLATURE
 KOMPLETTER KIT, SIEHE STÜCKLISTE
 JUEGO COMPLETO, VER NOMENCLATURA
 COMPLETE KIT, SEE NOMENCLATURE
 KIT COMPLETO, VEDERE NOMENCLATURA
 Rep - Hinw - Fig - Item - Sequenza

1

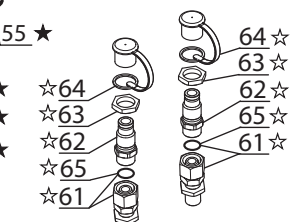


○ 1er MONTAGE
 1ste MONTAGE
 1ro MONTAJE
 1st MOUNTING
 1mo MONTAGGIO
 A = 105 mm

● 2ème MONTAGE
 2te MONTAGE
 2do MONTAJE
 2nd MOUNTING
 2do MONTAGGIO
 A = 113 mm

★ 1er MONTAGE
 1ste MONTAGE
 1ro MONTAJE
 1st MOUNTING
 1mo MONTAGGIO

☆ 2ème MONTAGE
 2te MONTAGE
 2do MONTAJE
 2nd MOUNTING
 2do MONTAGGIO



Catalogue : 647010

1

KIT HYDRAULIQUE ACCESSOIRE GAUCHE (Double effet)
 LINK KIT ZUBEHOR HYDRAULIK (Doppeltwirkend)
 KIT HIDRAULICO ACCESORIO IZQUIERDO (Doble efecto)
 L.H. ATTACHMENT HYDRAULIC KIT (Double-acting)
 KIT IDRAULICO ACCESSORIO SINISTRO (Doppio effetto)

| Qté-Menge-Cant-Qty-Q.ta | | | | 10 AD | 111 |
|-------------------------|----|------|-------------|-------|-------------------|
| 1- | M | 26-2 | S3 E2/E3 | 11- | MC 70 PS S3 E2/E3 |
| 2- | M | 30-2 | S3 E2/E3 | 12- | M-X 30-4 S3-E3 |
| 3- | M | 26-4 | S3 E2/E3 | 13- | M-X 50-4 S3-E3 |
| 4- | M | 30-4 | S3 E2/E3 | 14- | M-X 70-2 S3-E3 |
| 5- | M | 40-4 | S3 E2/E3 | 15- | |
| 6- | M | 50-4 | S3 E2/E3 | 16- | |
| 7- | MC | 30 | S3 E2/E3 | 17- | |
| 8- | MC | 40 | PS S3 E2/E3 | 18- | |
| 9- | MC | 50 | PS S3 E2/E3 | 19- | |
| 10- | MC | 60 | PS S3 E2/E3 | 20- | |

M

| Rep Hinw Fig Item Rif | Numéro Teil-Nr Numero Part-Nr Part-Nr | Désignation Bezeichnung Descripcion Description Descrizione | 1 | 2 | 3 | 4 | 5 | 6 | 7 | 8 | 9 | 10 | 11 | 12 | 13 | 14 | 15 | 16 | 17 | 18 | 19 | 20 | |
|-----------------------------------|---|---|---|---|---|---|---|---|---|---|---|----|----|----|----|----|----|----|----|----|----|----|--|
| 1 | 570039 | Kit hydraulique accessoire complet Kompletter Zubehor hydraulik kit Kit hidraulico accesorio completo Complete attachment hydraulic kit Kit idraulico accessorio completo | 1 | 1 | 1 | 1 | | | 1 | | | | | 1 | | | | | | | | | |
| 2 | 168906 | Raccord Union Prolongateur - Verschraubung Racor - Connection Raccordo - | 1 | 1 | 1 | 1 | | | 1 | | | | | 1 | | | | | | | | | |
| 3 | 169373 | Joint torique - "0" ring Junta tórica - "0" ring Anello OR - | X | X | X | X | | | X | | | | | X | | | | | | | | | |
| 4 | 173038 | Raccord Union - Verschraubung Racor - Connection Raccordo - | 1 | 1 | 1 | 1 | | | 1 | | | | | 1 | | | | | | | | | |
| 5 | 190874 | Joint torique - "0" ring Junta tórica - "0" ring Anello OR - | X | X | X | X | | | X | | | | | X | | | | | | | | | |
| 6 | 213999 | Flexible - Schlauch Flexible - Hose Flessibile - | 2 | 2 | 2 | 2 | | | 2 | | | | | 2 | | | | | | | | | |
| 7 | 168758 | Demi-collier - Halb-klemme Media abrazadera - Half-clamp Fascetta - | 2 | 2 | 2 | 2 | | | 2 | | | | | 2 | | | | | | | | | |
| 8 | 55475 | Tige filetée M8 (Lg 90) - Schraubenspindel Varilla fileteada - Screwed spindle Stelo filettato - | 1 | 1 | 1 | 1 | | | 1 | | | | | 1 | | | | | | | | | |
| 9 | 58528 | Ecrou H ,M 8 ZN - Mutter Tuerca - Nut Dado - | 1 | 1 | 1 | 1 | | | 1 | | | | | 1 | | | | | | | | | |
| 10 | 58533 | Vis H,M 8- 60-8.8-ZN8/C - Schraube Tornillo - Screw Vite - | 1 | 1 | 1 | 1 | | | 1 | | | | | 1 | | | | | | | | | |
| 11 | 168494 | Plaque de protection - Schützplatte Placa de protección - Protection plate Piastra di protezione - | 1 | 1 | 1 | 1 | | | 1 | | | | | 1 | | | | | | | | | |

+

Catalogue : 647010

2

KIT HYDRAULIQUE ACCESSOIRE GAUCHE (Double effet)
 LINK KIT ZUBEHOR HYDRAULIK (Doppeltwirkend)
 KIT HIDRAULICO ACCESORIO IZQUIERDO (Doble efecto)
 L.H. ATTACHMENT HYDRAULIC KIT (Double-acting)
 KIT IDRAULICO ACCESSORIO SINISTRO (Doppio effetto)

Qté-Menge-Cant-Qty-Q.ta

10 AD

111

M

1- M 26-2 S3 E2/E3 11- MC 70 PS S3 E2/E3
 2- M 30-2 S3 E2/E3 12- M-X 30-4 S3-E3
 3- M 26-4 S3 E2/E3 13- M-X 50-4 S3-E3
 4- M 30-4 S3 E2/E3 14- M-X 70-2 S3-E3
 5- M 40-4 S3 E2/E3 15-
 6- M 50-4 S3 E2/E3 16-
 7- MC 30 S3 E2/E3 17-
 8- MC 40 PS S3 E2/E3 18-
 9- MC 50 PS S3 E2/E3 19-
 10- MC 60 PS S3 E2/E3 20-

| Rep Hinw Fig Item Rif | Número Teil-Nr Numero Part-Nr Part-Nr | Désignation Bezeichnung Descripcion Description Descrizione | 1 | 2 | 3 | 4 | 5 | 6 | 7 | 8 | 9 | 10 | 11 | 12 | 13 | 14 | 15 | 16 | 17 | 18 | 19 | 20 | |
|-----------------------------------|---|---|---|---|---|---|---|---|---|---|---|----|----|----|----|----|----|----|----|----|----|----|--|
| 12 | 168758 | Demi-collier Media abrazadera Fascetta - Halb-klemme - Half-clamp - | 2 | 2 | 2 | 2 | | | 2 | | | | | 2 | | | | | | | | | |
| 13 | 60482 | Vis H,M16- 30-8.8-ZN8/C Tornillo Vite - Schraube - Screw - | 1 | 1 | 1 | 1 | | | 1 | | | | | 1 | | | | | | | | | |
| 14 | 42322 | Rondelle W16 ZN Arandela Rondella - Unterlegscheibe - Washer - | 1 | 1 | 1 | 1 | | | 1 | | | | | 1 | | | | | | | | | |
| 15 | 219813 | Support Soporte Supporto - Träger - Bracket - | 1 | 1 | 1 | 1 | | | 1 | | | | | 1 | | | | | | | | | |
| 16 | 42325 | Rondelle W 8 ZN Arandela Rondella - Unterlegscheibe - Washer - | 1 | 1 | 1 | 1 | | | 1 | | | | | 1 | | | | | | | | | |
| 17 | 58528 | Ecrou H ,M 8 ZN Tuerca Dado - Mutter - Nut - | 1 | 1 | 1 | 1 | | | 1 | | | | | 1 | | | | | | | | | |
| 18 | 58530 | Vis H,M 8- 45-8.8-ZN8/C Tornillo Vite - Schraube - Screw - | 1 | 1 | 1 | 1 | | | 1 | | | | | 1 | | | | | | | | | |
| 19 | 168494 | Plaque de protection Placa de protección Piastra di protezione - Schützplatte - Protection plate - | 1 | 1 | 1 | 1 | | | 1 | | | | | 1 | | | | | | | | | |
| 20 | 217217 | Demi-collier Media abrazadera Fascetta - Halb-klemme - Half-clamp - | 2 | 2 | 2 | 2 | | | 2 | | | | | 2 | | | | | | | | | |
| 21 | 169437 | Joint d'étanchéité Junta de estanqueidad Guarnizione - Dichtungsring - Seal - | X | X | X | X | | | X | | | | | X | | | | | | | | | |
| 22 | 221163 | Tube Tubo Tubo - Rohr - Tube - | 2 | 2 | 2 | 2 | | | 2 | | | | | 2 | | | | | | | | | |

+

Catalogue : 647010

3

KIT HYDRAULIQUE ACCESSOIRE GAUCHE (Double effet)
 LINK KIT ZUBEHOR HYDRAULIK (Doppeltwirkend)
 KIT HIDRAULICO ACCESORIO IZQUIERDO (Doble efecto)
 L.H. ATTACHMENT HYDRAULIC KIT (Double-acting)
 KIT IDRAULICO ACCESSORIO SINISTRO (Doppio effetto)

Qté-Menge-Cant-Qty-Q.ta

10 AD

111

M

1- M 26-2 S3 E2/E3 11- MC 70 PS S3 E2/E3
 2- M 30-2 S3 E2/E3 12- M-X 30-4 S3-E3
 3- M 26-4 S3 E2/E3 13- M-X 50-4 S3-E3
 4- M 30-4 S3 E2/E3 14- M-X 70-2 S3-E3
 5- M 40-4 S3 E2/E3 15-
 6- M 50-4 S3 E2/E3 16-
 7- MC 30 S3 E2/E3 17-
 8- MC 40 PS S3 E2/E3 18-
 9- MC 50 PS S3 E2/E3 19-
 10- MC 60 PS S3 E2/E3 20-

| Rep Hinw Fig Item Rif | Numéro Teil-Nr Numero Part-Nr Part-Nr | Désignation Bezeichnung Descripcion Description Descrizione | 1 | 2 | 3 | 4 | 5 | 6 | 7 | 8 | 9 | 10 | 11 | 12 | 13 | 14 | 15 | 16 | 17 | 18 | 19 | 20 | |
|-----------------------------------|---|---|---|---|---|---|---|---|---|---|---|----|----|----|----|----|----|----|----|----|----|----|--|
| 23 | 54284 | Vis H,M 6- 35-8.8-ZN5/C Tornillo Vite - Schraube - Screw - | 8 | 8 | 8 | 8 | | | 8 | | | | | 8 | | | | | | | | | |
| 24 | 168847 | Plaque de protection Placa de protección Piastra di protezione - Schützplatte - Protection plate - | 4 | 4 | 4 | 4 | | | 4 | | | | | 4 | | | | | | | | | |
| 25 | 168746 | Demi-collier Media abrazadera Fascetta - Halb-klemme - Half-clamp - | 8 | 8 | 8 | 8 | | | 8 | | | | | 8 | | | | | | | | | |
| 26 | 213989 | Support Soporte Supporto - Träger - Bracket - | 1 | 1 | 1 | 1 | | | 1 | | | | | 1 | | | | | | | | | |
| 27 | 5804 | Vis H,M10- 25-8.8-ZN8/C Tornillo Vite - Schraube - Screw - | 4 | 4 | 4 | 4 | | | 4 | | | | | 4 | | | | | | | | | |
| 28 | 42232 | Rondelle W10 ZN Arandela Rondella - Unterlegscheibe - Washer - | 4 | 4 | 4 | 4 | | | 4 | | | | | 4 | | | | | | | | | |
| 29 | 212128 | Flexible Flexible Flessibile - Schlauch - Hose - | 1 | 1 | 1 | 1 | | | 1 | | | | | 1 | | | | | | | | | |
| 30 | 54305 | Vis H,M 6- 30-8.8-ZN5/C Tornillo Vite - Schraube - Screw - | 4 | 4 | 4 | 4 | | | 4 | | | | | 4 | | | | | | | | | |
| 31 | 168847 | Plaque de protection Placa de protección Piastra di protezione - Schützplatte - Protection plate - | 2 | 2 | 2 | 2 | | | 2 | | | | | 2 | | | | | | | | | |
| 32 | 168746 | Demi-collier Media abrazadera Fascetta - Halb-klemme - Half-clamp - | 4 | 4 | 4 | 4 | | | 4 | | | | | 4 | | | | | | | | | |
| 33 | 213991 | Support Soporte Supporto - Träger - Bracket - | 1 | 1 | 1 | 1 | | | 1 | | | | | 1 | | | | | | | | | |

+

Catalogue : 647010

5

KIT HYDRAULIQUE ACCESSOIRE GAUCHE (Double effet)
 LINK KIT ZUBEHOR HYDRAULIK (Doppeltwirkend)
 KIT HIDRAULICO ACCESORIO IZQUIERDO (Doble efecto)
 L.H. ATTACHMENT HYDRAULIC KIT (Double-acting)
 KIT IDRAULICO ACCESSORIO SINISTRO (Doppio effetto)

Qté-Menge-Cant-Qty-Q.ta

10 AD

111

M

1- M 26-2 S3 E2/E3 11- MC 70 PS S3 E2/E3
 2- M 30-2 S3 E2/E3 12- M-X 30-4 S3-E3
 3- M 26-4 S3 E2/E3 13- M-X 50-4 S3-E3
 4- M 30-4 S3 E2/E3 14- M-X 70-2 S3-E3
 5- M 40-4 S3 E2/E3 15-
 6- M 50-4 S3 E2/E3 16-
 7- MC 30 S3 E2/E3 17-
 8- MC 40 PS S3 E2/E3 18-
 9- MC 50 PS S3 E2/E3 19-
 10- MC 60 PS S3 E2/E3 20-

| Rep Hinw Fig Item Rif | Numéro Teil-Nr Numero Part-Nr Part-Nr | Désignation Bezeichnung Descripcion Description Descrizione | 1 | 2 | 3 | 4 | 5 | 6 | 7 | 8 | 9 | 10 | 11 | 12 | 13 | 14 | 15 | 16 | 17 | 18 | 19 | 20 | |
|-----------------------------------|---|--|---|---|---|---|---|---|---|---|---|----|----|----|----|----|----|----|----|----|----|----|--|
| 45 | 58530 | Vis H,M 8- 45-8.8-ZN8/C Tornillo Vite - Schraube - Screw - | 1 | 1 | 1 | 1 | | | 1 | | | | | 1 | | | | | | | | | |
| 46 | 168494 | Plaque de protection Placa de protección Piastra di protezione - Schützplatte - Protection plate - | 1 | 1 | 1 | 1 | | | 1 | | | | | 1 | | | | | | | | | |
| 47 | 217217 | Demi-collier Media abrazadera Fascetta - Halb-klemme - Half-clamp - | 2 | 2 | 2 | 2 | | | 2 | | | | | 2 | | | | | | | | | |
| 48 | 63351 | Rondelle JZC 8 CAD.BICH Arandela Rondella - Unterlegscheibe - Washer - | 1 | 1 | 1 | 1 | | | 1 | | | | | 1 | | | | | | | | | |
| 49 | 58528 | Ecrou H ,M 8 ZN Tuerca Dado - Mutter - Nut - | 1 | 1 | 1 | 1 | | | 1 | | | | | 1 | | | | | | | | | |
| 50 | 78817 | Flexible Flexible Flessibile - Schlauch - Hose - | 2 | 2 | 2 | 2 | | | 2 | | | | | 2 | | | | | | | | | |
| 51 | 169787 | Raccord Union Passe-cloison Racor Raccordo - Verschraubung - Connection - | 2 | 2 | 2 | 2 | | | 2 | | | | | 2 | | | | | | | | | |
| 52 | 169436 | Joint torique Junta tórica Anello OR - "O" ring - "O" ring - | X | X | X | X | | | X | | | | | X | | | | | | | | | |
| 53 | 192038 | Raccord rapide mâle Racor rapido macho Raccordo maschio - Verschraubung männl. - Quick male union - | 2 | 2 | 2 | 2 | | | 2 | | | | | 2 | | | | | | | | | |
| 54 | 192039 | Bouchon Tapón Tappo - Stopfen - Plug - | 2 | 2 | 2 | 2 | | | 2 | | | | | 2 | | | | | | | | | |
| 55 | 192040 | Embout Tapón Ghiera - Stopfen - Plug - | 2 | 2 | 2 | 2 | | | 2 | | | | | 2 | | | | | | | | | |

+

Catalogue : 647010

7

KIT HYDRAULIQUE ACCESSOIRE GAUCHE (Double effet)
 LINK KIT ZUBEHOR HYDRAULIK (Doppeltwirkend)
 KIT HIDRAULICO ACCESORIO IZQUIERDO (Doble efecto)
 L.H. ATTACHMENT HYDRAULIC KIT (Double-acting)
 KIT IDRAULICO ACCESSORIO SINISTRO (Doppio effetto)

| Qté-Menge-Cant-Qty-Q.ta | | | | | | | | | | 10 AD | 111 | | | |
|-------------------------|----|------|----|-------|-------|-----|------|----|----|-------|-----|--|--|--|
| 1- | M | 26-2 | S3 | E2/E3 | 11- | MC | 70 | PS | S3 | E2/E3 | | | | |
| 2- | M | 30-2 | S3 | E2/E3 | 12- | M-X | 30-4 | S3 | E3 | | | | | |
| 3- | M | 26-4 | S3 | E2/E3 | 13- | M-X | 50-4 | S3 | E3 | | | | | |
| 4- | M | 30-4 | S3 | E2/E3 | 14- | M-X | 70-2 | S3 | E3 | | | | | |
| 5- | M | 40-4 | S3 | E2/E3 | 15- | | | | | | | | | |
| 6- | M | 50-4 | S3 | E2/E3 | 16- | | | | | | | | | |
| 7- | MC | 30 | S3 | E2/E3 | 17- | | | | | | | | | |
| 8- | MC | 40 | PS | S3 | E2/E3 | 18- | | | | | | | | |
| 9- | MC | 50 | PS | S3 | E2/E3 | 19- | | | | | | | | |
| 10- | MC | 60 | PS | S3 | E2/E3 | 20- | | | | | | | | |

M

| Rep Hinw Fig Item Rif | Numéro Teil-Nr Numero Part-Nr Part-Nr | Désignation Bezeichnung Descripcion Description Descrizione |
|-----------------------------------|---|---|
|-----------------------------------|---|---|

| | | |
|----|--------|--|
| 67 | 292451 | Gaine (Ø 40 mm - Longueur 1750 mm) Draht (Ø 40 mm - Länge 1750 mm) Vaina (Ø 40 mm - Longitud 1750 mm) Sheath (Ø 40 mm - Lenght 1750 mm) Guaina (Ø 40 mm - Lunghezza 1750 mm) |
|----|--------|--|

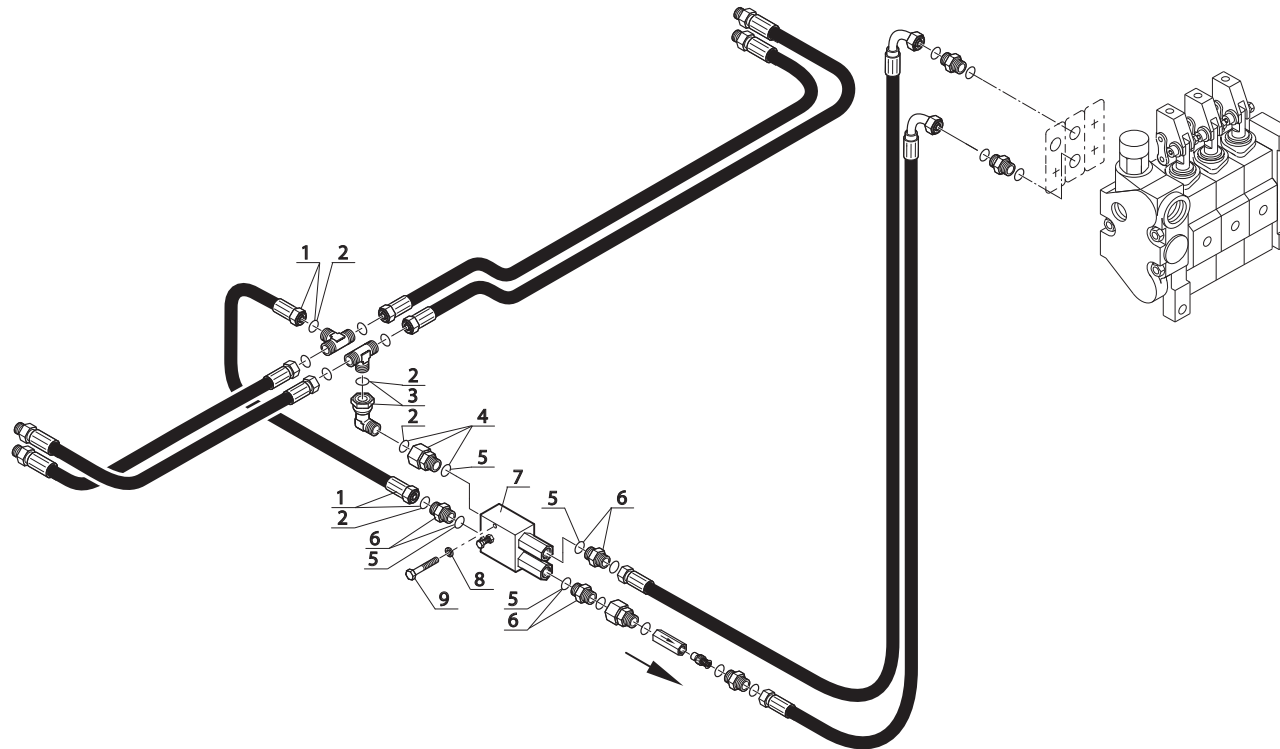
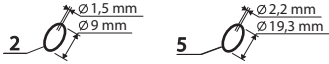
| 1 | 2 | 3 | 4 | 5 | 6 | 7 | 8 | 9 | 10 | 11 | 12 | 13 | 14 | 15 | 16 | 17 | 18 | 19 | 20 |
|---|---|---|---|---|---|---|---|---|----|----|----|----|----|----|----|----|----|----|----|
| 1 | 1 | 1 | 1 | | | 1 | | | | | 1 | | | | | | | | |

10 AF 103

HYDRAULIQUE (Valve d'équilibrage)
HYDRAULIK (Abgleichen ventil)
HIDRAULICO (Válvula de equilibrio)
HYDRAULIC (Balancing valve)
IDRAULICO (Valvola di equilibratura)

M 26-2 S.3 / M 30-2 S.3
M 26-4 S.3 / M 30-4 S.3
MC 30 S.3 / M-X 30-4 S.3

POUR FLEXIBLE ET RACCORD
FÜR SCHLAUCH UND VERSCHRAUBUNG
PARA FLEXIBLE Y RACOR
FOR HOSE AND CONNECTION
PER FLESSIBILE E RACCORDO



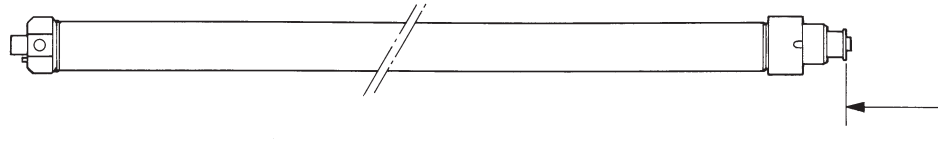
Catalogue : 647010

| 1 | HYDRAULIQUE (Valve d'équilibrage) HYDRAULIK (Abgleichen ventil) HIDRAULICO (Válvula de equilibrado) HYDRAULIC (Balancing valve) IDRAULICO (Valvola di equilibratura) | | | Qté-Menge-Cant-Qty-Q.ta | | | | | | | | | | 10 AF | 103 | M | | | | | | | |
|---|--|---|---|-------------------------|---|---|---|---|---|---|---|---|----|-------|-----|----|----|----|----|----|----|----|----|
| | Rep Hinw Fig Item Rif | Numéro Teil-Nr Numero Part-Nr Part-Nr | Désignation Bezeichnung Description Descrizione | 1 | 2 | 3 | 4 | 5 | 6 | 7 | 8 | 9 | 10 | 11 | 12 | 13 | 14 | 15 | 16 | 17 | 18 | 19 | 20 |
| 1 | 171109 | Flexible (Lg 350) Flexible Flessibile | - Schlauch - Hose - | 1 | 1 | 1 | 1 | | | 1 | | | | | 1 | | | | | | | | |
| 2 | 190874 | Joint torique Junta tórica Anello OR | - "0" ring - "0" ring - | X | X | X | X | | | X | | | | | X | | | | | | | | |
| 3 | 197233 | Raccord Coudé Adapteur Racor Raccordo | - Verschraubung - Connection - | 1 | 1 | 1 | 1 | | | 1 | | | | | 1 | | | | | | | | |
| 4 | 167932 | Raccord Adapteur Racor Raccordo | - Verschraubung - Connection - | 1 | 1 | 1 | 1 | | | 1 | | | | | 1 | | | | | | | | |
| 5 | 169373 | Joint torique Junta tórica Anello OR | - "0" ring - "0" ring - | X | X | X | X | | | X | | | | | X | | | | | | | | |
| 6 | 173038 | Raccord Union Racor Raccordo | - Verschraubung - Connection - | 3 | 3 | 3 | 3 | | | 3 | | | | | 3 | | | | | | | | |
| 7 | 169311 | Valve d'équilibrage Válvula de equilibrado Valvola di equilibratura | - Abgleichen ventil - Balancing valve - | 1 | 1 | 1 | 1 | | | 1 | | | | | 1 | | | | | | | | |
| 8 | 42316 | Rondelle W 6 ZN Arandela Rondella | - Unterlegscheibe - Washer - | 2 | 2 | 2 | 2 | | | 2 | | | | | 2 | | | | | | | | |
| 9 | 31007 | Vis H,M 6- 50-8.8-ZN5/C Tornillo Vite | - Schraube - Screw - | 2 | 2 | 2 | 2 | | | 2 | | | | | 2 | | | | | | | | |

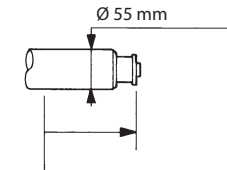
10 CA 98

HYDRAULIQUE (Vérin d'élévation droit)
HYDRAULIK (Recht Hubzylinder)
HIDRAULICO (Cilindro de elevación derecho)
HYDRAULIC (R.H.Lifting cylinder)
IDRAULICO (Cilindro di sollevamento destro)

M 26-2 S.3 / M 30-2 S.3
M 26-4 S.3 / M 30-4 S.3
MC 30 S.3 / M-X 30-4 S.3

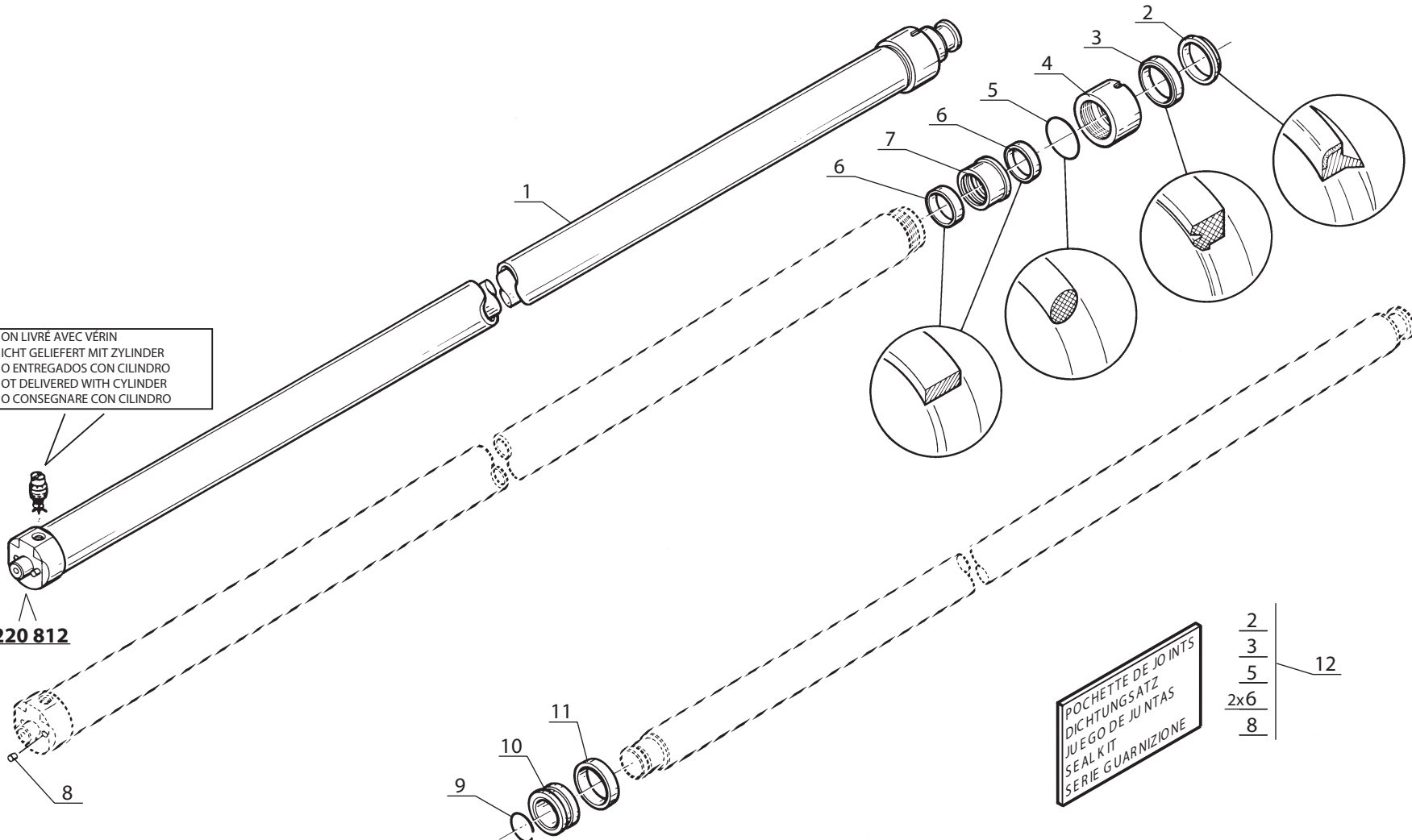


COURSE - HUB - CARRERA - STROKE
CORSA: 1835 mm



NON LIVRÉ AVEC VÉRIN
NICHT GELIEFERT MIT ZYLINDER
NO ENTREGADOS CON CILINDRO
NOT DELIVERED WITH CYLINDER
NO CONSEGNARE CON CILINDRO

220 812



POCHETTE DE JOINTS
DICHTUNGSATZ
JUEGO DE JUNTAS
SEALKIT
SERIE GUARNIZIONE

2
3
5
2x6
8
12

Catalogue : 647010

1

HYDRAULIQUE (Vérin d'élévation droit)
 HYDRAULIK (Recht hubzylinder)
 HIDRAULICO (Cilindro de elevación derecho)
 HYDRAULIC (R.H. lifting cylinder)
 IDRAULICO (Cilindro di sollevamento destro)

Qté-Menge-Cant-Qty-Q.ta

10 CA

98

M

1- M 26-2 S3 E2/E3 11- MC 70 PS S3 E2/E3
 2- M 30-2 S3 E2/E3 12- M-X 30-4 S3-E3
 3- M 26-4 S3 E2/E3 13- M-X 50-4 S3-E3
 4- M 30-4 S3 E2/E3 14- M-X 70-2 S3-E3
 5- M 40-4 S3 E2/E3 15-
 6- M 50-4 S3 E2/E3 16-
 7- MC 30 S3 E2/E3 17-
 8- MC 40 PS S3 E2/E3 18-
 9- MC 50 PS S3 E2/E3 19-
 10- MC 60 PS S3 E2/E3 20-

| Rep Hinw Fig Item Rif | Numéro Teil-Nr Numero Part-Nr Part-Nr | Désignation Bezeichnung Descripcion Description Descrizione | 1 | 2 | 3 | 4 | 5 | 6 | 7 | 8 | 9 | 10 | 11 | 12 | 13 | 14 | 15 | 16 | 17 | 18 | 19 | 20 | |
|-----------------------------------|---|--|--|---|---|---|---|---|---|---|---|----|----|----|----|----|----|----|----|----|----|----|--|
| 1 | 220812 | Vérin d'éléva. D:55mm C:1835mm- Cilindro de elevación - Cilindro di sollevamento - | Hubzylinder - Lifting cylinder - | 1 | 1 | 1 | 1 | | 1 | | | | | 1 | | | | | | | | | |
| 2 | 54429 | Joint d'étanchéité Junta de estanqueidad Guarnizióne | - Dichtungsring - Seal - | 1 | 1 | 1 | 1 | | 1 | | | | | 1 | | | | | | | | | |
| 3 | 563463 | Joint d'étanchéité Junta de estanqueidad Guarnizióne | - Dichtungsring - Seal - | 1 | 1 | 1 | 1 | | 1 | | | | | 1 | | | | | | | | | |
| 4 | 563464 | Bague de fermeture Anillo de cierre Anello di chiusura | - Schlussring - Fastening ring - | 1 | 1 | 1 | 1 | | 1 | | | | | 1 | | | | | | | | | |
| 5 | 563465 | Joint torique Junta tórica Anello OR | - "O" ring - "O" ring - | 1 | 1 | 1 | 1 | | 1 | | | | | 1 | | | | | | | | | |
| 6 | 563466 | Joint d'étanchéité Junta de estanqueidad Guarnizióne | - Dichtungsring - Seal - | 2 | 2 | 2 | 2 | | 2 | | | | | 2 | | | | | | | | | |
| 7 | 563467 | Bague Anillo Anello | - Büchse - Bushing - | 1 | 1 | 1 | 1 | | 1 | | | | | 1 | | | | | | | | | |
| 8 | 561254 | Goupille Pasador Spina | - Stift - Pin - | 2 | 2 | 2 | 2 | | 2 | | | | | 2 | | | | | | | | | |
| 9 | 166643 | Jonc d'arrêt Anillo de parada Giunto | - Sprengring - Snap ring - | 1 | 1 | 1 | 1 | | 1 | | | | | 1 | | | | | | | | | |
| 10 | 563468 | Piston Pistón Pistone | - Kolben - Piston - | 1 | 1 | 1 | 1 | | 1 | | | | | 1 | | | | | | | | | |
| 11 | 202717 | Bague Anillo Anello | - Büchse - Bushing - | 1 | 1 | 1 | 1 | | 1 | | | | | 1 | | | | | | | | | |

+

Catalogue : 647010

2

HYDRAULIQUE (Vérin d'élévation droit)
 HYDRAULIK (Recht hubzylinder)
 HIDRAULICO (Cilindro de elevación derecho)
 HYDRAULIC (R.H. lifting cylinder)
 IDRAULICO (Cilindro di sollevamento destro)

Qté-Menge-Cant-Qty-Q.ta

10 CA

98

M

- | | |
|-----------------------|-----------------------|
| 1- M 26-2 S3 E2/E3 | 11- MC 70 PS S3 E2/E3 |
| 2- M 30-2 S3 E2/E3 | 12- M-X 30-4 S3-E3 |
| 3- M 26-4 S3 E2/E3 | 13- M-X 50-4 S3-E3 |
| 4- M 30-4 S3 E2/E3 | 14- M-X 70-2 S3-E3 |
| 5- M 40-4 S3 E2/E3 | 15- |
| 6- M 50-4 S3 E2/E3 | 16- |
| 7- MC 30 S3 E2/E3 | 17- |
| 8- MC 40 PS S3 E2/E3 | 18- |
| 9- MC 50 PS S3 E2/E3 | 19- |
| 10- MC 60 PS S3 E2/E3 | 20- |

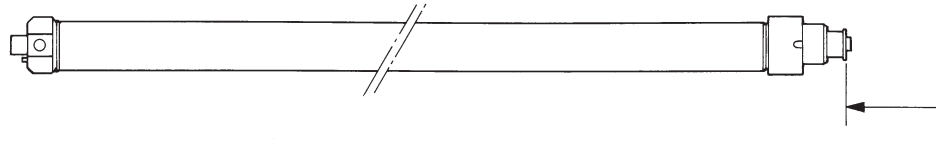
| Rep Hinw Fig Item Rif | Numéro Teil-Nr Numero Part-Nr Part-Nr | Désignation Bezeichnung Descripcion Description Descrizione |
|-----------------------------------|---|---|
| 12 | 561910 | Pochette de joints - Dichtungssatz Juego de juntas - Seal kit Kit guarnizióne - |

| 1 | 2 | 3 | 4 | 5 | 6 | 7 | 8 | 9 | 10 | 11 | 12 | 13 | 14 | 15 | 16 | 17 | 18 | 19 | 20 |
|---|---|---|---|---|---|---|---|---|----|----|----|----|----|----|----|----|----|----|----|
| 1 | 1 | 1 | 1 | | | 1 | | | | | 1 | | | | | | | | |

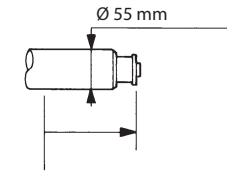
10 CA 99

HYDRAULIQUE (Vérin d'élévation gauche)
HYDRAULIK (Link Hubzylinder)
HIDRAULICO (Cilindro de elevación izquierdo)
HYDRAULIC (L.H.Lifting cylinder)
IDRAULICO (Cilindro di sollevamento sinistro)

M 26-2 S.3 / M 30-2 S.3
M 26-4 S.3 / M 30-4 S.3
MC 30 S.3 / M-X 30-4 S.3

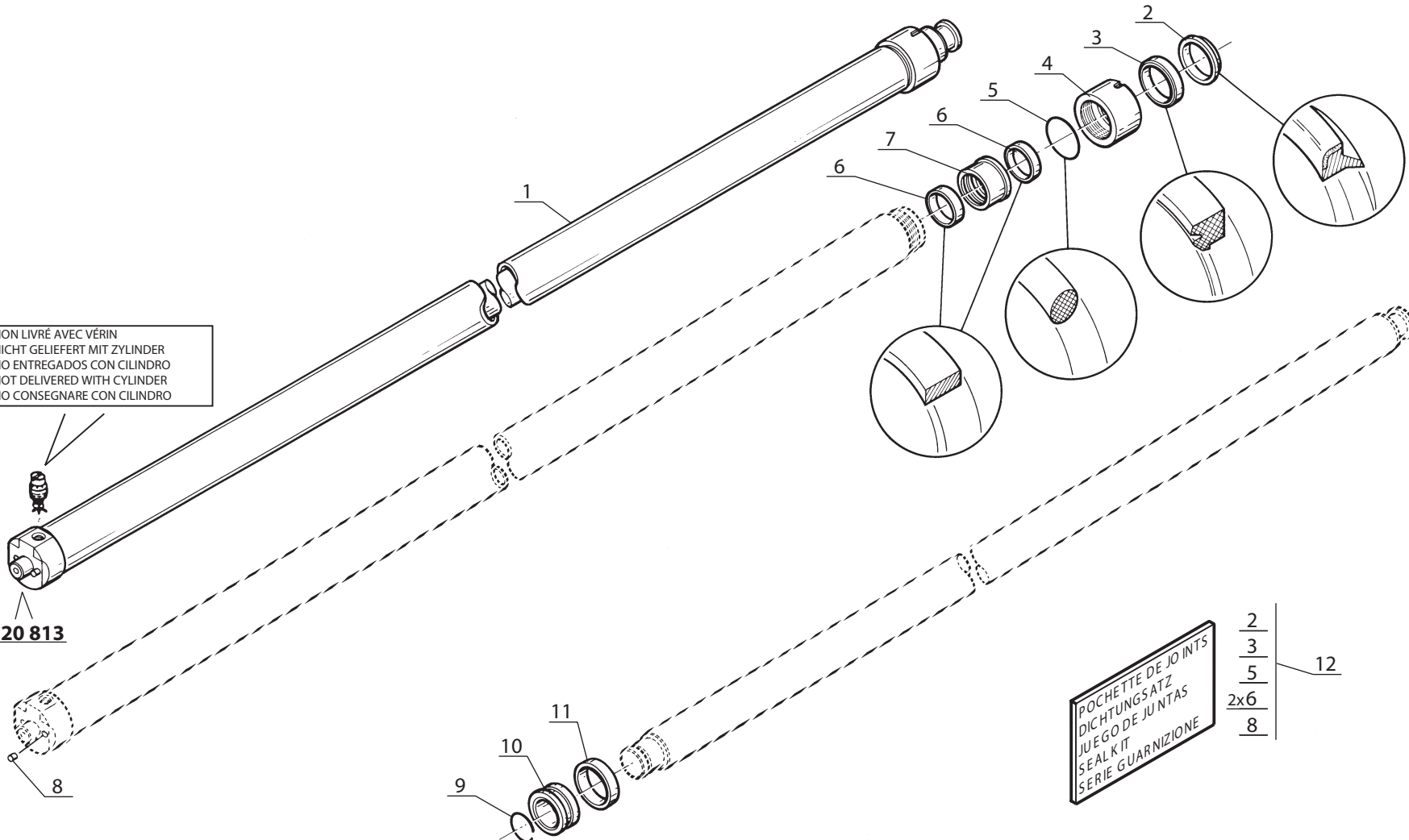


COURSE - HUB - CARRERA - STROKE
CORSA: 1835 mm



NON LIVRÉ AVEC VÉRIN
NICHT GELIEFERT MIT ZYLINDER
NO ENTREGADOS CON CILINDRO
NOT DELIVERED WITH CYLINDER
NO CONSEGNARE CON CILINDRO

220 813



POCHETTE DE JOINTS
DICHTUNGSATZ
JUEGO DE JUNTAS
SEALKIT
SERIE GUARNIZIONE

$\frac{2}{3}$
 $\frac{5}{2 \times 6}$
 $\frac{8}{12}$

Catalogue : 647010

1

HYDRAULIQUE (Vérin d'élévation gauche)
 HYDRAULIK (Link hubzylinder)
 HIDRAULICO (Cilindro de elevación izquierdo)
 HYDRAULIC (L.H. lifting cylinder)
 IDRAULICO (Cilindro di sollevamento sinistro)

Qté-Menge-Cant-Qty-Q.ta

10 CA

99

M

1- M 26-2 S3 E2/E3 11- MC 70 PS S3 E2/E3
 2- M 30-2 S3 E2/E3 12- M-X 30-4 S3-E3
 3- M 26-4 S3 E2/E3 13- M-X 50-4 S3-E3
 4- M 30-4 S3 E2/E3 14- M-X 70-2 S3-E3
 5- M 40-4 S3 E2/E3 15-
 6- M 50-4 S3 E2/E3 16-
 7- MC 30 S3 E2/E3 17-
 8- MC 40 PS S3 E2/E3 18-
 9- MC 50 PS S3 E2/E3 19-
 10- MC 60 PS S3 E2/E3 20-

| Rep Hinw Fig Item Rif | Numéro Teil-Nr Numero Part-Nr Part-Nr | Désignation Bezeichnung Descripcion Description Descrizione | 1 | 2 | 3 | 4 | 5 | 6 | 7 | 8 | 9 | 10 | 11 | 12 | 13 | 14 | 15 | 16 | 17 | 18 | 19 | 20 | |
|-----------------------------------|---|---|---|---|---|---|---|---|---|---|---|----|----|----|----|----|----|----|----|----|----|----|--|
| 1 | 220813 | Vérin d'élévation gauche D:55mm C:1835mm Link hubzylinder Cilindro de elevación izquierdo L.H. lifting cylinder Cilindro di sollevamento sinistro | 1 | 1 | 1 | 1 | | | 1 | | | | | 1 | | | | | | | | | |
| 2 | 54429 | Joint d'étanchéité - Dichtungsring Junta de estanqueidad - Seal Guarnizione - | 1 | 1 | 1 | 1 | | | 1 | | | | | 1 | | | | | | | | | |
| 3 | 563463 | Joint d'étanchéité - Dichtungsring Junta de estanqueidad - Seal Guarnizione - | 1 | 1 | 1 | 1 | | | 1 | | | | | 1 | | | | | | | | | |
| 4 | 563464 | Bague de fermeture - Schlussring Anillo de cierre - Fastening ring Anello di chiusura - | 1 | 1 | 1 | 1 | | | 1 | | | | | 1 | | | | | | | | | |
| 5 | 563465 | Joint torique - "O" ring Junta tórica - "O" ring Anello OR - | 1 | 1 | 1 | 1 | | | 1 | | | | | 1 | | | | | | | | | |
| 6 | 563466 | Joint d'étanchéité - Dichtungsring Junta de estanqueidad - Seal Guarnizione - | 2 | 2 | 2 | 2 | | | 2 | | | | | 2 | | | | | | | | | |
| 7 | 563467 | Bague - Büchse Anillo - Bushing Anello - | 1 | 1 | 1 | 1 | | | 1 | | | | | 1 | | | | | | | | | |
| 8 | 561254 | Goupille - Stift Pasador - Pin Spina - | 2 | 2 | 2 | 2 | | | 2 | | | | | 2 | | | | | | | | | |
| 9 | 166643 | Jonc d'arrêt - Sprengring Anillo de parada - Snap ring Giunto - | 1 | 1 | 1 | 1 | | | 1 | | | | | 1 | | | | | | | | | |
| 10 | 563468 | Piston - Kolben Pistón - Piston Pistone - | 1 | 1 | 1 | 1 | | | 1 | | | | | 1 | | | | | | | | | |
| 11 | 202717 | Bague - Büchse Anillo - Bushing Anello - | 1 | 1 | 1 | 1 | | | 1 | | | | | 1 | | | | | | | | | |

+

2

Catalogue : 647010

HYDRAULIQUE (Vérin d'élévation gauche)
 HYDRAULIK (Link hubzylinder)
 HIDRAULICO (Cilindro de elevación izquierdo)
 HYDRAULIC (L.H. lifting cylinder)
 IDRAULICO (Cilindro di sollevamento sinistro)

Qté-Menge-Cant-Qty-Q.ta

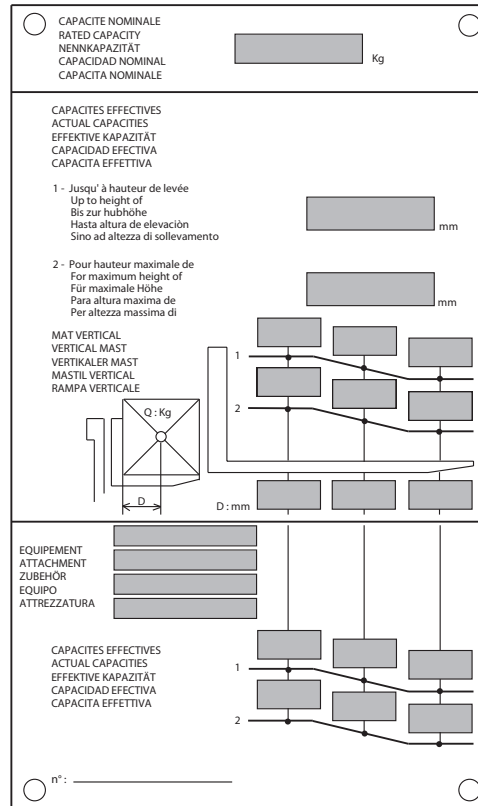
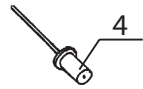
10 CA

99

M

| | | | | | | | | | | |
|-----|----|------|----|-------|-------|-----|------|----|----|-------|
| 1- | M | 26-2 | S3 | E2/E3 | 11- | MC | 70 | PS | S3 | E2/E3 |
| 2- | M | 30-2 | S3 | E2/E3 | 12- | M-X | 30-4 | S3 | E3 | |
| 3- | M | 26-4 | S3 | E2/E3 | 13- | M-X | 50-4 | S3 | E3 | |
| 4- | M | 30-4 | S3 | E2/E3 | 14- | M-X | 70-2 | S3 | E3 | |
| 5- | M | 40-4 | S3 | E2/E3 | 15- | | | | | |
| 6- | M | 50-4 | S3 | E2/E3 | 16- | | | | | |
| 7- | MC | 30 | S3 | E2/E3 | 17- | | | | | |
| 8- | MC | 40 | PS | S3 | E2/E3 | 18- | | | | |
| 9- | MC | 50 | PS | S3 | E2/E3 | 19- | | | | |
| 10- | MC | 60 | PS | S3 | E2/E3 | 20- | | | | |

| Rep Hinw Fig Item Rif | Numéro Teil-Nr Numero Part-Nr Part-Nr | Désignation Bezeichnung Descripcion Description Descrizione | 1 | 2 | 3 | 4 | 5 | 6 | 7 | 8 | 9 | 10 | 11 | 12 | 13 | 14 | 15 | 16 | 17 | 18 | 19 | 20 | |
|-----------------------------------|---|--|---|---|---|---|---|---|---|---|---|----|----|----|----|----|----|----|----|----|----|----|--|
| 12 | 561910 | Pochette de joints Juego de juntas Kit guarnizióne - Dichtungssatz - Seal kit - | 1 | 1 | 1 | 1 | | | 1 | | | | | 1 | | | | | | | | | |



1 M26-2 / M26-4

2 M30-2 / M30-4

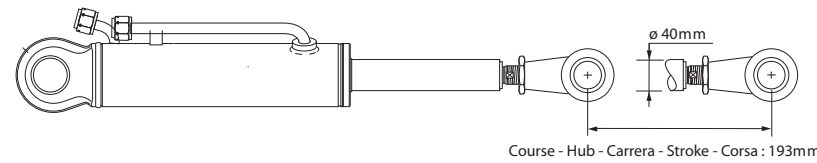
3 MC30

INCLINAISON MAT TRIPLE
DREIFACH HUBMAST NEIGUNG
INCLINACION MASTIL TRIPLE
TRIPLE MAST TILTING
INCLINAZIONE RAMPA TRIPLEX

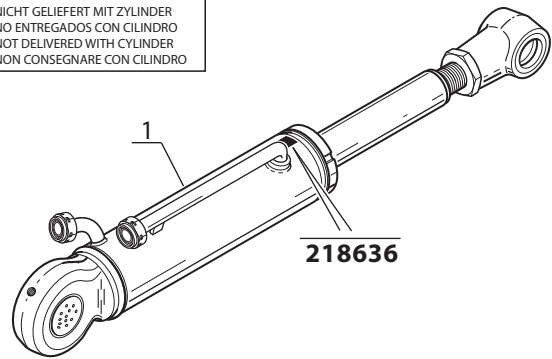
10 CD 37

HYDRAULIQUE (Vérin d'inclinaison) (Inclinaison standard 6°/12°)
 HYDRAULIK (Neigungszylinder) (Standard neigung 6°/12°)
 HIDRAULICO (Cilindro de inclinación) (Inclinación estándar 6°/12°)
 HYDRAULIC (Tilting cylinder) (Standard tilting 6°/12°)
 IDRAULICO (Cilindro di inclinazione) (Inclinazione standard 6°/12°)

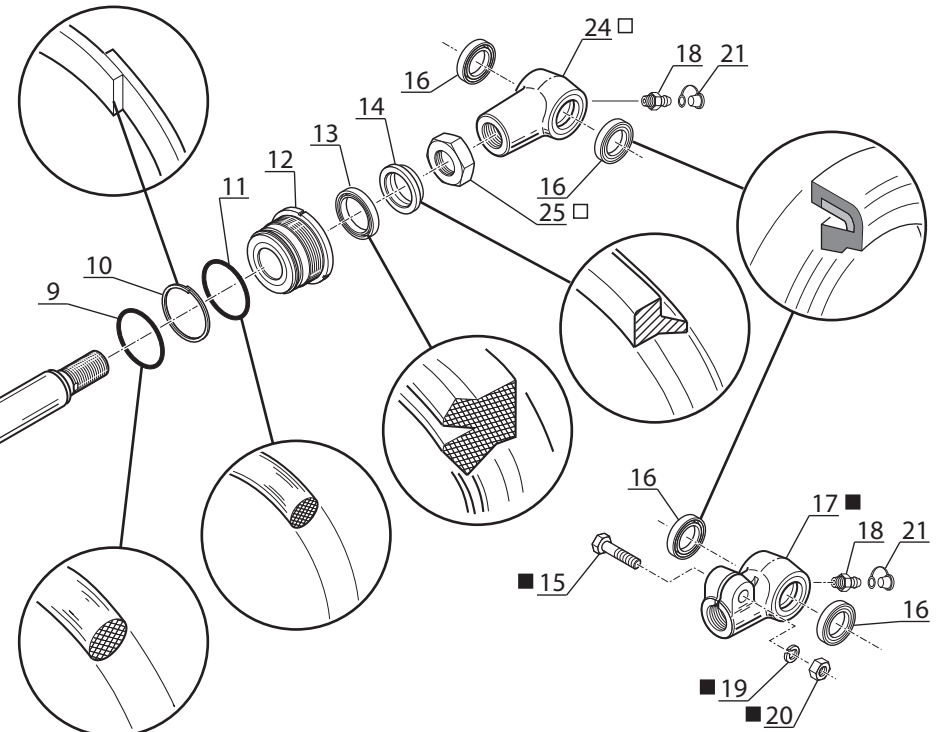
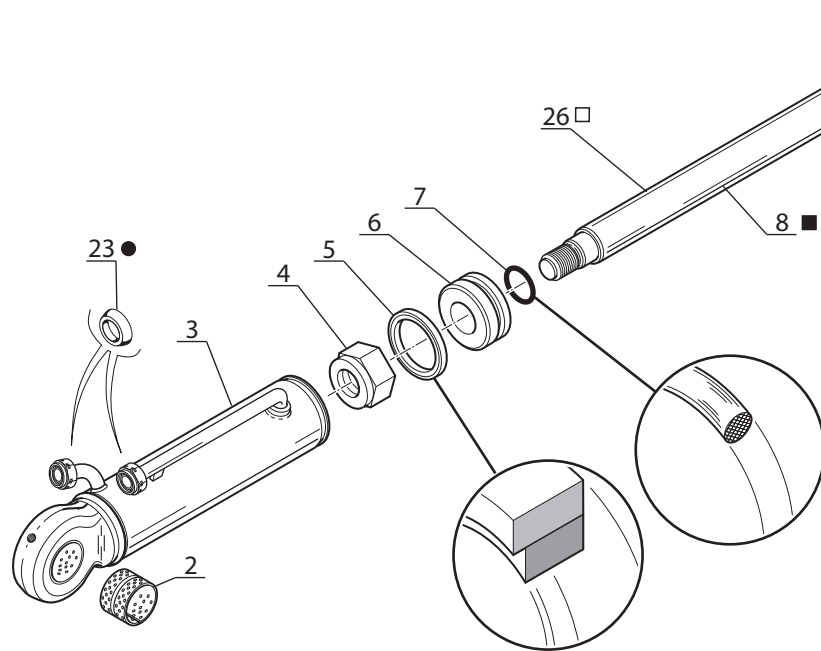
M 26-2 T S.3-E3 / M 30-2 T S.3-E3
 M 26-4 T S.3-E3 / M 30-4 T S.3-E3
 M-X 30-4 S.3-E3



● NON LIVRE AVEC VERIN
 NICHT GELIEFERT MIT ZYLINDER
 NO ENTREGADOS CON CILINDRO
 NOT DELIVERED WITH CYLINDER
 NON CONSEGNARE CON CILINDRO



- 1er MONTAGE
 1ste MONTAGE
 1ro MONTAJE
 1st MOUNTING
 1mo MONTAGGIO
- 2ème MONTAGE
 2te MONTAGE
 2do MONTAJE
 2nd MOUNTING
 2do MONTAGGIO



POCHETTE DE JOINTS
 DICHTUNGSATZ
 JUEGO DE JUNTAS
 SEAL KIT
 SERIE GUARNIZIONE

5
 7
 9
 10
 11
 13
 14

22

Catalogue : 647010

1

HYDRAULIQUE (Vérin d'inclinaison) (standard 6°/12°)
 HYDRAULIK (Neigungszylinder) (standard 6°/12°)
 HIDRAULICO (Cilindro de inclinación) (estándard 6°/12°)
 HYDRAULIC (Tilting cylinder) (standard 6°/12°)
 IDRAULICO (Cilindro inclinazione) (standard 6°/12°)

Qté-Menge-Cant-Qty-Q.ta

10 CD

37

M

1- M 26-2 S3 E2/E3 11- MC 70 PS S3 E2/E3
 2- M 30-2 S3 E2/E3 12- M-X 30-4 S3-E3
 3- M 26-4 S3 E2/E3 13- M-X 50-4 S3-E3
 4- M 30-4 S3 E2/E3 14- M-X 70-2 S3-E3
 5- M 40-4 S3 E2/E3 15-
 6- M 50-4 S3 E2/E3 16-
 7- MC 30 S3 E2/E3 17-
 8- MC 40 PS S3 E2/E3 18-
 9- MC 50 PS S3 E2/E3 19-
 10- MC 60 PS S3 E2/E3 20-

| Rep Hinw Fig Item Rif | Número Teil-Nr Numero Part-Nr Part-Nr | Désignation Bezeichnung Descripcion Description Descrizione | 1 | 2 | 3 | 4 | 5 | 6 | 7 | 8 | 9 | 10 | 11 | 12 | 13 | 14 | 15 | 16 | 17 | 18 | 19 | 20 | |
|-----------------------------------|---|--|---|---|---|---|---|---|---|---|---|----|----|----|----|----|----|----|----|----|----|----|--|
| 1 | 218636 | Vérin inclinai. D:40mm C:193mm- Cilindro de inclinación - Cilindro di inclinazione - | Neigungszylinder - Tilting cylinder - | 2 | 2 | 2 | 2 | | | | | | | 2 | | | | | | | | | |
| 2 | 181246 | Bague Anillo Anello | - Büchse - Bushing - | 1 | 1 | 1 | 1 | | | | | | | 1 | | | | | | | | | |
| 3 | 562138 | Corps de vérin Cuerpo de cilindro Corpo di cilindro | - Zylinder körper - Cylinder body - | 1 | 1 | 1 | 1 | | | | | | | 1 | | | | | | | | | |
| 4 | 165292 | Ecrou FR, M30-200 Tuerca Dado | - Mutter - Nut - | 1 | 1 | 1 | 1 | | | | | | | 1 | | | | | | | | | |
| 5 | 548126 | Joint d'étanchéité Junta de estanqueidad Guarnizione | - Dichtungsring - Seal - | 1 | 1 | 1 | 1 | | | | | | | 1 | | | | | | | | | |
| 6 | 549246 | Piston de vérin Pistón de cilindro Pistone del cilindro | - Zylinderkolben - Cylinder piston - | 1 | 1 | 1 | 1 | | | | | | | 1 | | | | | | | | | |
| 7 | 172830 | Joint torique Junta tórica Anello OR | - "0" ring - "0" ring - | 1 | 1 | 1 | 1 | | | | | | | 1 | | | | | | | | | |
| 8 | 565588 | Tige de vérin Vástago de cilindro Stelo del cilindro | - Zylinder stange - Cylinder rod - | 1 | 1 | 1 | 1 | | | | | | | 1 | | | | | | | | | |
| 9 | 4040 | Joint torique Junta tórica Anello OR | - "0" ring - "0" ring - | 1 | 1 | 1 | 1 | | | | | | | 1 | | | | | | | | | |
| 10 | 182268 | Joint anti-extrusion Junta antiextrusión Guarnizione anti estrusione | - Abstützdichtung - Anti-extrusion seal - | 1 | 1 | 1 | 1 | | | | | | | 1 | | | | | | | | | |
| 11 | 161783 | Joint torique Junta tórica Anello OR | - "0" ring - "0" ring - | 1 | 1 | 1 | 1 | | | | | | | 1 | | | | | | | | | |

+

Catalogue : 647010

2

HYDRAULIQUE (Vérin d'inclinaison) (standard 6°/12°)
 HYDRAULIK (Neigungszylinder) (standard 6°/12°)
 HIDRAULICO (Cilindro de inclinación) (estándar 6°/12°)
 HYDRAULIC (Tilting cylinder) (standard 6°/12°)
 IDRAULICO (Cilindro inclinazione) (standard 6°/12°)

Qté-Menge-Cant-Qty-Q.ta

10 CD

37

M

1- M 26-2 S3 E2/E3 11- MC 70 PS S3 E2/E3
 2- M 30-2 S3 E2/E3 12- M-X 30-4 S3-E3
 3- M 26-4 S3 E2/E3 13- M-X 50-4 S3-E3
 4- M 30-4 S3 E2/E3 14- M-X 70-2 S3-E3
 5- M 40-4 S3 E2/E3 15-
 6- M 50-4 S3 E2/E3 16-
 7- MC 30 S3 E2/E3 17-
 8- MC 40 PS S3 E2/E3 18-
 9- MC 50 PS S3 E2/E3 19-
 10- MC 60 PS S3 E2/E3 20-

| Rep Hinw Fig Item Rif | Número Teil-Nr Numero Part-Nr Part-Nr | Désignation Bezeichnung Descripcion Description Descrizione | 1 | 2 | 3 | 4 | 5 | 6 | 7 | 8 | 9 | 10 | 11 | 12 | 13 | 14 | 15 | 16 | 17 | 18 | 19 | 20 | |
|-----------------------------------|---|---|---|---|---|---|---|---|---|---|---|----|----|----|----|----|----|----|----|----|----|----|--|
| 12 | 549245 | Bague de fermeture Anillo de cierre Anello di chiusura - Schlussring - Fastening ring - | 1 | 1 | 1 | 1 | | | | | | | | 1 | | | | | | | | | |
| 13 | 5316 | Joint d'étanchéité Junta de estanqueidad Guarnizione - Dichtungsring - Seal - | 1 | 1 | 1 | 1 | | | | | | | | 1 | | | | | | | | | |
| 14 | 1878 | Joint d'étanchéité Junta de estanqueidad Guarnizione - Dichtungsring - Seal - | 1 | 1 | 1 | 1 | | | | | | | | 1 | | | | | | | | | |
| 15 | 58558 | Vis H,M14- 60-8.8-ZN8/C Tornillo Vite - Schraube - Screw - | 1 | 1 | 1 | 1 | | | | | | | | 1 | | | | | | | | | |
| 16 | 561269 | Joint d'étanchéité Junta de estanqueidad Guarnizione - Dichtungsring - Seal - | 2 | 2 | 2 | 2 | | | | | | | | 2 | | | | | | | | | |
| 17 | 561268 | Embout de vérin d'inclinaison Cabo de cilindro de inclinación Tilt ram end tube Ghiera di cilindro inclinazione - Gabelkopf der neigezylinder | 1 | 1 | 1 | 1 | | | | | | | | 1 | | | | | | | | | |
| 18 | 269 | Graisseur Engrasador Ingrassatore - Schmiernippel - Greaser - | 1 | 1 | 1 | 1 | | | | | | | | 1 | | | | | | | | | |
| 19 | 42256 | Rondelle W14 ZN Arandela Rondella - Unterlegscheibe - Washer - | 1 | 1 | 1 | 1 | | | | | | | | 1 | | | | | | | | | |
| 20 | 42324 | Ecrou H ,M14 zingué Tuerca Dado - Mutter - Nut - | 1 | 1 | 1 | 1 | | | | | | | | 1 | | | | | | | | | |
| 21 | 192777 | Capuchon Capuchón Cappuccio - Kappe - Cap - | 1 | 1 | 1 | 1 | | | | | | | | 1 | | | | | | | | | |
| 22 | 548000 | Pochette de joints Juego de juntas Kit guarnizione - Dichtungsatz - Seal kit - | 1 | 1 | 1 | 1 | | | | | | | | 1 | | | | | | | | | |

+

Catalogue : 647010

3

HYDRAULIQUE (Vérin d'inclinaison) (standard 6°/12°)
 HYDRAULIK (Neigungszylinder) (standard 6°/12°)
 HIDRAULICO (Cilindro de inclinación) (estándar 6°/12°)
 HYDRAULIC (Tilting cylinder) (standard 6°/12°)
 IDRAULICO (Cilindro inclinazione) (standard 6°/12°)

Qté-Menge-Cant-Qty-Q.ta

10 CD

37

M

- | | |
|-----------------------|-----------------------|
| 1- M 26-2 S3 E2/E3 | 11- MC 70 PS S3 E2/E3 |
| 2- M 30-2 S3 E2/E3 | 12- M-X 30-4 S3-E3 |
| 3- M 26-4 S3 E2/E3 | 13- M-X 50-4 S3-E3 |
| 4- M 30-4 S3 E2/E3 | 14- M-X 70-2 S3-E3 |
| 5- M 40-4 S3 E2/E3 | 15- |
| 6- M 50-4 S3 E2/E3 | 16- |
| 7- MC 30 S3 E2/E3 | 17- |
| 8- MC 40 PS S3 E2/E3 | 18- |
| 9- MC 50 PS S3 E2/E3 | 19- |
| 10- MC 60 PS S3 E2/E3 | 20- |

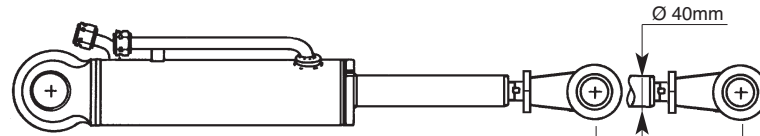
| Rep Hinw Fig Item Rif | Numéro Teil-Nr Numero Part-Nr Part-Nr | Désignation Bezeichnung Descripcion Description Descrizione |
|-----------------------------------|---|--|
| 23 | 169437 | Joint d'étanchéité Junta de estanqueidad Guarnizione - Dichtungsring - Seal - |
| 24 | 588726 | Embout de vérin Cabo de cilindro Ghiera di cilindro - Zylinderkopf - Ram end tube - |
| 25 | 588727 | Ecrou Tuerca Dado - Mutter - Nut - |
| 26 | 562139 | Tige de vérin Vástago de cilindro Stelo del cilindro - Zylinder stange - Cylinder rod - |

| 1 | 2 | 3 | 4 | 5 | 6 | 7 | 8 | 9 | 10 | 11 | 12 | 13 | 14 | 15 | 16 | 17 | 18 | 19 | 20 |
|---|---|---|---|---|---|---|---|---|----|----|----|----|----|----|----|----|----|----|----|
| | 2 | 2 | 2 | 2 | | | | | | | | 2 | | | | | | | |
| | 1 | 1 | 1 | 1 | | | | | | | | 1 | | | | | | | |
| | 1 | 1 | 1 | 1 | | | | | | | | 1 | | | | | | | |
| | 1 | 1 | 1 | 1 | | | | | | | | 1 | | | | | | | |

10 CD 73

HYDRAULIQUE (Vérin d'inclinaison) (Inclinaison standard 6°/10°)
HYDRAULIK (Neigungszylinder) (Standard neigung 6°/10°)
HIDRAULICO (Cilindro de inclinación) (Inclinación estandard 6°/10°)
HYDRAULIC (Tilting cylinder) (Standard tilting 6°/10°)
IDRAULICO (Cilindro di inclinazione) (Inclinazione standard 6°/10°)

MC 30 S.3

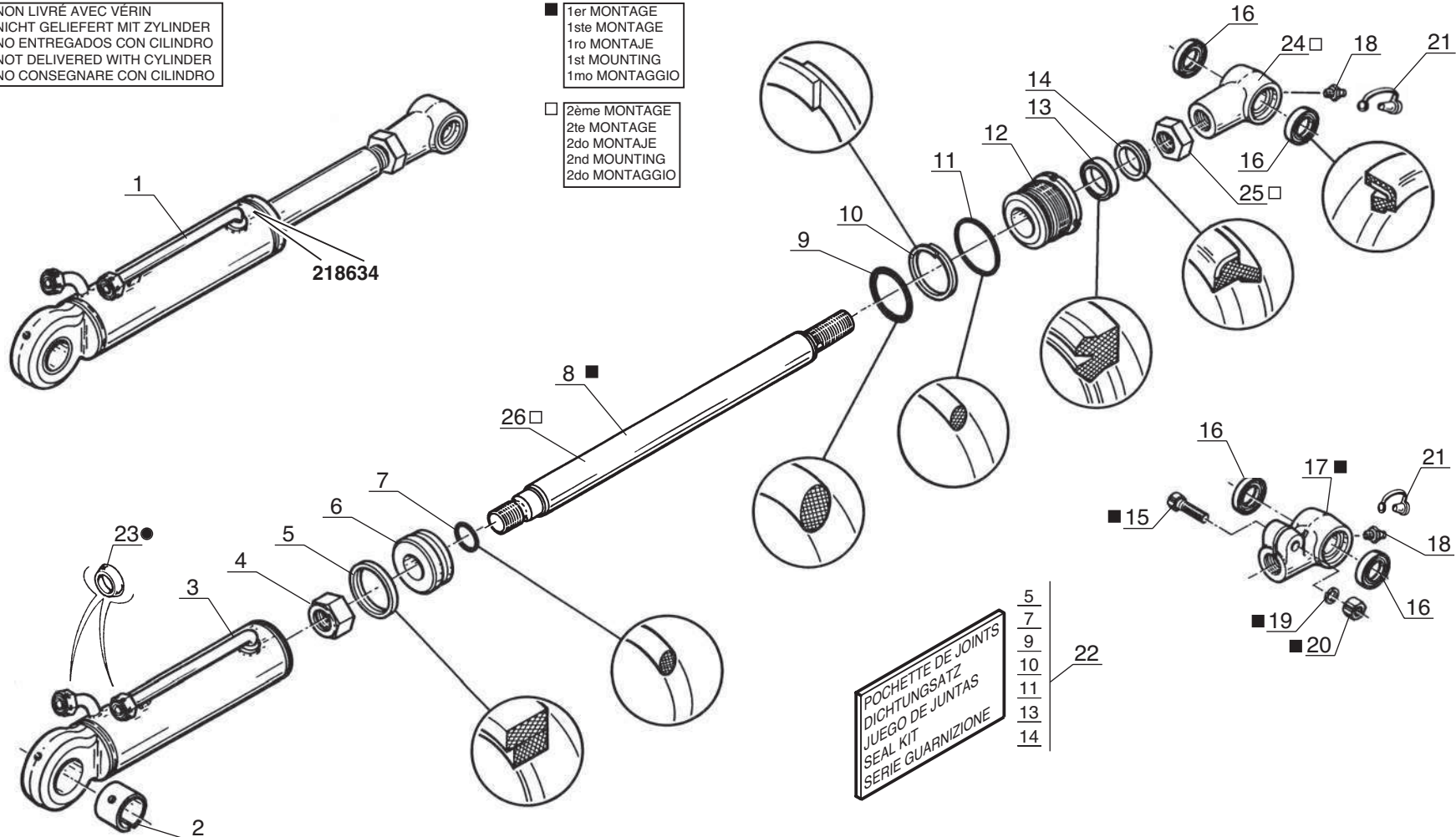


COURSE-HUB-CARRERA-STROKE-CORSA : 193 mm

● NON LIVRÉ AVEC VÉRIN
NICHT GELIEFERT MIT ZYLINDER
NO ENTREGADOS CON CILINDRO
NOT DELIVERED WITH CYLINDER
NO CONSEGNARE CON CILINDRO

■ 1er MONTAGE
1ste MONTAGE
1ro MONTAJE
1st MOUNTING
1mo MONTAGGIO

□ 2ème MONTAGE
2te MONTAGE
2do MONTAJE
2nd MOUNTING
2do MONTAGGIO



Catalogue : 647010

1

HYDRAULIQUE (Vérin d'inclinaison) (standard 6°/10°)
 HYDRAULIK (Neigungszylinder) (standard 6°/10°)
 HIDRAULICO (Cilindro de inclinación) (estándard 6°/10°)
 HYDRAULIC (Tilting cylinder) (standard 6°/10°)
 IDRAULICO (Cilindro inclinazione) (standard 6°/10°)

Qté-Menge-Cant-Qty-Q.ta

10 CD

73

M

| | | | | | | | | | | |
|-----|----|------|----|-------|-------|-----|------|-------|----|-------|
| 1- | M | 26-2 | S3 | E2/E3 | 11- | MC | 70 | PS | S3 | E2/E3 |
| 2- | M | 30-2 | S3 | E2/E3 | 12- | M-X | 30-4 | S3-E3 | | |
| 3- | M | 26-4 | S3 | E2/E3 | 13- | M-X | 50-4 | S3-E3 | | |
| 4- | M | 30-4 | S3 | E2/E3 | 14- | M-X | 70-2 | S3-E3 | | |
| 5- | M | 40-4 | S3 | E2/E3 | 15- | | | | | |
| 6- | M | 50-4 | S3 | E2/E3 | 16- | | | | | |
| 7- | MC | 30 | S3 | E2/E3 | 17- | | | | | |
| 8- | MC | 40 | PS | S3 | E2/E3 | 18- | | | | |
| 9- | MC | 50 | PS | S3 | E2/E3 | 19- | | | | |
| 10- | MC | 60 | PS | S3 | E2/E3 | 20- | | | | |

| Rep Hinw Fig Item Rif | Número Teil-Nr Numero Part-Nr Part-Nr | Désignation Bezeichnung Descripcion Description Descrizione |
|-----------------------------------|---|--|
| 1 | 218634 | Vérin inclinai. D:40mm C:193mm- Neigungszylinder Cilindro de inclinación - Tilting cylinder Cilindro di inclinazione - |
| 2 | 181246 | Bague - Büchse Anillo - Bushing Anello - |
| 3 | 562138 | Corps de vérin - Zylinder körper Cuerpo de cilindro - Cylinder body Corpo di cilindro - |
| 4 | 165292 | Ecrou FR, M30-200 - Mutter Tuerca - Nut Dado - |
| 5 | 548126 | Joint d'étanchéité - Dichtungsring Junta de estanqueidad - Seal Guarnizione - |
| 6 | 549246 | Piston de vérin - Zylinderkolben Pistón de cilindro - Cylinder piston Pistone del cilindro - |
| 7 | 172830 | Joint torique - "O" ring Junta tórica - "O" ring Anello OR - |
| 8 | 565587 | Tige de vérin - Zylinder stange Vástago de cilindro - Cylinder rod Stelo del cilindro - |
| 9 | 4040 | Joint torique - "O" ring Junta tórica - "O" ring Anello OR - |
| 10 | 182268 | Joint anti-extrusion - Abstützdichtung Junta antiextrusión - Anti-extrusion seal Guarnizione anti estrusione - |
| 11 | 161783 | Joint torique - "O" ring Junta tórica - "O" ring Anello OR - |

| 1 | 2 | 3 | 4 | 5 | 6 | 7 | 8 | 9 | 10 | 11 | 12 | 13 | 14 | 15 | 16 | 17 | 18 | 19 | 20 |
|---|---|---|---|---|---|---|---|---|----|----|----|----|----|----|----|----|----|----|----|
| | | | | | | 2 | | | | | | | | | | | | | |
| | | | | | | 1 | | | | | | | | | | | | | |
| | | | | | | 1 | | | | | | | | | | | | | |
| | | | | | | 1 | | | | | | | | | | | | | |
| | | | | | | 1 | | | | | | | | | | | | | |
| | | | | | | 1 | | | | | | | | | | | | | |
| | | | | | | 1 | | | | | | | | | | | | | |
| | | | | | | 1 | | | | | | | | | | | | | |
| | | | | | | 1 | | | | | | | | | | | | | |
| | | | | | | 1 | | | | | | | | | | | | | |

+

Catalogue : 647010

2

HYDRAULIQUE (Vérin d'inclinaison) (standard 6°/10°)
 HYDRAULIK (Neigungszylinder) (standard 6°/10°)
 HIDRAULICO (Cilindro de inclinación) (estándard 6°/10°)
 HYDRAULIC (Tilting cylinder) (standard 6°/10°)
 IDRAULICO (Cilindro inclinazione) (standard 6°/10°)

Qté-Menge-Cant-Qty-Q.ta

10 CD

73

M

| | |
|-----------------------|-----------------------|
| 1- M 26-2 S3 E2/E3 | 11- MC 70 PS S3 E2/E3 |
| 2- M 30-2 S3 E2/E3 | 12- M-X 30-4 S3-E3 |
| 3- M 26-4 S3 E2/E3 | 13- M-X 50-4 S3-E3 |
| 4- M 30-4 S3 E2/E3 | 14- M-X 70-2 S3-E3 |
| 5- M 40-4 S3 E2/E3 | 15- |
| 6- M 50-4 S3 E2/E3 | 16- |
| 7- MC 30 S3 E2/E3 | 17- |
| 8- MC 40 PS S3 E2/E3 | 18- |
| 9- MC 50 PS S3 E2/E3 | 19- |
| 10- MC 60 PS S3 E2/E3 | 20- |

| Rep Hinw Fig Item Rif | Número Teil-Nr Numero Part-Nr Part-Nr | Désignation Bezeichnung Descripcion Description Descrizione |
|-----------------------------------|---|--|
| 12 | 549245 | Bague de fermeture - Schlussring Anillo de cierre - Fastening ring Anello di chiusura - |
| 13 | 5316 | Joint d'étanchéité - Dichtungsring Junta de estanqueidad - Seal Guarnizione - |
| 14 | 1878 | Joint d'étanchéité - Dichtungsring Junta de estanqueidad - Seal Guarnizione - |
| 15 | 58558 | Vis H,M14- 60-8.8-ZN8/C - Schraube Tornillo - Screw Vite - |
| 16 | 561269 | Joint d'étanchéité - Dichtungsring Junta de estanqueidad - Seal Guarnizione - |
| 17 | 561268 | Embout de vérin d'inclinaison - Gabelkopf der neigezylinder Cabo de cilindro de inclinación Tilt ram end tube Ghiera di cilindro inclinazione |
| 18 | 269 | Graisneur - Schmiernippel Engrasador - Greaser Ingrassatore - |
| 19 | 42256 | Rondelle W14 ZN - Unterlegscheibe Arandela - Washer Rondella - |
| 20 | 42324 | Ecrou H ,M14 zingué - Mutter Tuerca - Nut Dado - |
| 21 | 192777 | Capuchon - Kappe Capuchón - Cap Cappuccio - |
| 22 | 548000 | Pochette de joints - Dichtungsatz Juego de juntas - Seal kit Kit guarnizione - |

| 1 | 2 | 3 | 4 | 5 | 6 | 7 | 8 | 9 | 10 | 11 | 12 | 13 | 14 | 15 | 16 | 17 | 18 | 19 | 20 |
|---|---|---|---|---|---|---|---|---|----|----|----|----|----|----|----|----|----|----|----|
| | | | | | | 1 | | | | | | | | | | | | | |
| | | | | | | 1 | | | | | | | | | | | | | |
| | | | | | | 1 | | | | | | | | | | | | | |
| | | | | | | 1 | | | | | | | | | | | | | |
| | | | | | | 2 | | | | | | | | | | | | | |
| | | | | | | 1 | | | | | | | | | | | | | |
| | | | | | | 1 | | | | | | | | | | | | | |
| | | | | | | 1 | | | | | | | | | | | | | |
| | | | | | | 1 | | | | | | | | | | | | | |
| | | | | | | 1 | | | | | | | | | | | | | |
| | | | | | | 1 | | | | | | | | | | | | | |



Catalogue : 647010

3

HYDRAULIQUE (Vérin d'inclinaison) (standard 6°/10°)
 HYDRAULIK (Neigungszylinder) (standard 6°/10°)
 HIDRAULICO (Cilindro de inclinación) (estándard 6°/10°)
 HYDRAULIC (Tilting cylinder) (standard 6°/10°)
 IDRAULICO (Cilindro inclinazione) (standard 6°/10°)

Qté-Menge-Cant-Qty-Q.ta

10 CD

73

M

- | | |
|-----------------------|-----------------------|
| 1- M 26-2 S3 E2/E3 | 11- MC 70 PS S3 E2/E3 |
| 2- M 30-2 S3 E2/E3 | 12- M-X 30-4 S3-E3 |
| 3- M 26-4 S3 E2/E3 | 13- M-X 50-4 S3-E3 |
| 4- M 30-4 S3 E2/E3 | 14- M-X 70-2 S3-E3 |
| 5- M 40-4 S3 E2/E3 | 15- |
| 6- M 50-4 S3 E2/E3 | 16- |
| 7- MC 30 S3 E2/E3 | 17- |
| 8- MC 40 PS S3 E2/E3 | 18- |
| 9- MC 50 PS S3 E2/E3 | 19- |
| 10- MC 60 PS S3 E2/E3 | 20- |

| Rep Hinw Fig Item Rif | Numéro Teil-Nr Numero Part-Nr Part-Nr | Désignation Bezeichnung Descripcion Description Descrizione | | | | | | | | | | | | | | | | | | | | |
|-----------------------------------|---|--|---|---|---|---|---|---|---|---|---|----|----|----|----|----|----|----|----|----|----|----|
| | | | 1 | 2 | 3 | 4 | 5 | 6 | 7 | 8 | 9 | 10 | 11 | 12 | 13 | 14 | 15 | 16 | 17 | 18 | 19 | 20 |
| 23 | 169437 | Joint d'étanchéité - Dichtungsring Junta de estanqueidad - Seal Guarnizione - | | | | | | | | | 2 | | | | | | | | | | | |
| 24 | 65551F203171 | Embout de vérin d'inclinaison - Gabelkopf der neigezylinder Cabo de cilindro de inclinación Tilt ram end tube Ghiera di cilindro inclinazione | | | | | | | | | 1 | | | | | | | | | | | |
| 25 | 65552F203071 | Ecrou - Mutter Tuerca - Nut Dado - | | | | | | | | | 1 | | | | | | | | | | | |
| 26 | 562137 | Tige de vérin - Zylinder stange Vástago de cilindro - Cylinder rod Stelo del cilindro - | | | | | | | | | 1 | | | | | | | | | | | |

MAT TRIPLE A LEVEE LIBRE TOTALE
DREIFACH HUBMAST TOTAL FREIANSTEIG
MASTIL TRIPLE A LEVANTAMIENTO LIBRE TOTAL
TRIPLE MAST TOTAL FREE LIFT
RAMPA TRIPLEX A LEVATA LIBERA TOTALE

(A galet - Mit rolle - Con rodillo - With roller - Con rullo)

3,70 m à / bis / a / to / a 7,00m

Ref : 571 804

à / bis / a / to / a

Ref : 571 812

M 26-2 S3 / M 26-4 S3

M 30-2 S3 / M 30-4 S3

MC 30 S3 / M-X 30-4 S3

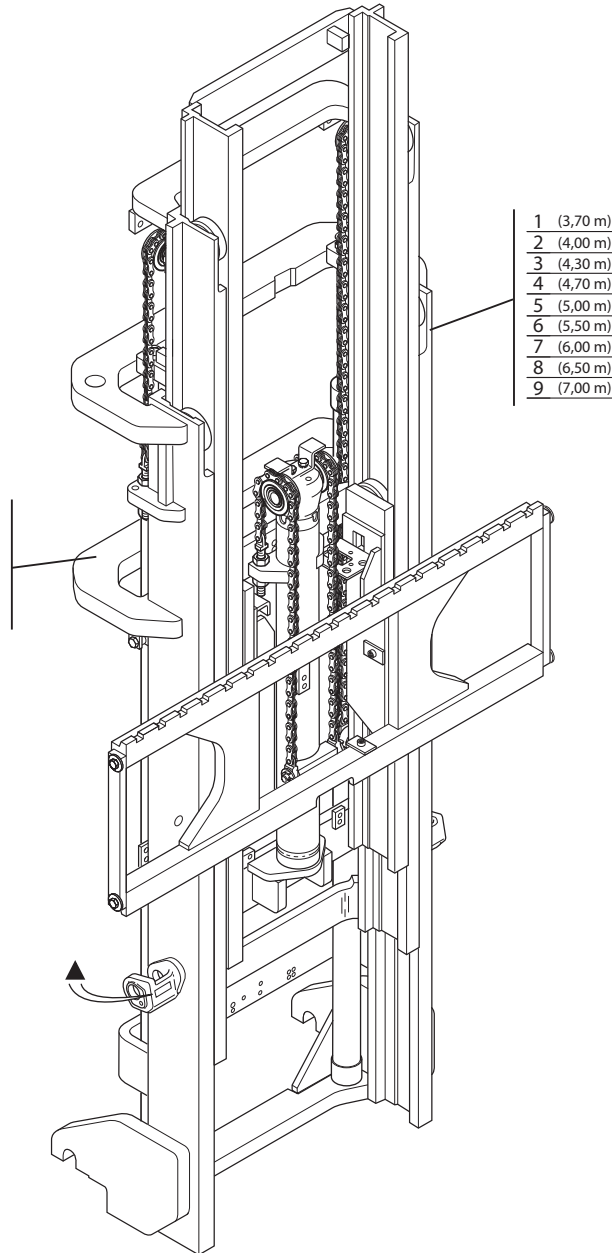
5 AB 40

MAT TRIPLE A LEVEE LIBRE TOTALE (Hauteur de levée : 3,70m à 7,00m)
DREIFACH HUBMAST TOTAL FREIANSTEIG (Hubhöhe : 3,70m bis 7,00m)
MASTIL TRIPLE A LEVANTAMIENTO LIBRE TOTALE (Altura de levantamiento : 3,70m a 7,00m)
TRIPLE MAST TOTAL FREE LIFT (Lift height : 3,70m to 7,00m)
RAMPA TRIPLEX A LEVATA LIBERA TOTALE (Altezza di sollevamento : 3,70m a 7,00m)
(Inclinaison standard - Standard neigung - Inclinación estandar - Standard tilting - Inclinazione standard : 6°/12°)

M 26-2 S.3 / M 30-2 S.3
M 26-4 S.3 / M 30-4 S.3
MC 30 S.3 / M-X 30-4 S.3

▲ N° DE MAT A SPECIFIER POUR TOUTE COMMANDE DE PIECES
HUBMAST NUMMER ZUGEBEN FÜR ALLE TEILE
N° DE MASTIS A ESPECIFICAR PARA TODAS PEDIDAS DE PIEZAS
MAST NUMBER TO SPECIFY FOR ALL PARTS ORDER
N° CARRELLO DA SPECIFICARE PER TUTTE GLI ORDINI DEL PARTICOLARI

◀ 5 AB 41 - 5 AC 10 - 10 AC 48
10 AD 108 - 10 AD 109 - 10 AF 103
10 CA 174 - 10 CA 175 - 10 CA 176
12 AA 234



Catalogue : 647010

1

MAT TRIPLE A LEVEE LIBRE TOTALE (3,70 m à 7,00 m)
 DREIFACH HUBMAST TOTAL FREIANSTEIG
 MASTIL TRIPLE A LEVANTAMIENTO LIBRE TOTAL
 TRIPLE MAST TOTAL FREE LIFT
 RAMPA TRIPLO A LEVATA LIBERA TOTALE

Qté-Menge-Cant-Qty-Q.ta

5 AB

40

M

- | | |
|-----------------------|-----------------------|
| 1- M 26-2 S3 E2/E3 | 11- MC 70 PS S3 E2/E3 |
| 2- M 30-2 S3 E2/E3 | 12- M-X 30-4 S3-E3 |
| 3- M 26-4 S3 E2/E3 | 13- M-X 50-4 S3-E3 |
| 4- M 30-4 S3 E2/E3 | 14- M-X 70-2 S3-E3 |
| 5- M 40-4 S3 E2/E3 | 15- |
| 6- M 50-4 S3 E2/E3 | 16- |
| 7- MC 30 S3 E2/E3 | 17- |
| 8- MC 40 PS S3 E2/E3 | 18- |
| 9- MC 50 PS S3 E2/E3 | 19- |
| 10- MC 60 PS S3 E2/E3 | 20- |

| Rep Hinw Fig Item Rif | Numéro Teil-Nr Numero Part-Nr Part-Nr | Désignation Bezeichnung Descripcion Description Descrizione | Qté-Menge-Cant-Qty-Q.ta | | | | | | | | | | | | | | | | | | | |
|-----------------------------------|---|---|-------------------------|---|---|---|---|---|---|---|---|----|----|----|----|----|----|----|----|----|----|----|
| | | | 1 | 2 | 3 | 4 | 5 | 6 | 7 | 8 | 9 | 10 | 11 | 12 | 13 | 14 | 15 | 16 | 17 | 18 | 19 | 20 |
| 1 | 571804 | Mât triple (3,70 m) Mastil triple Rampa triplex - Dreifach hubmast - Triple mast - | 1 | 1 | 1 | 1 | | | | 1 | | | | | | | | 1 | | | | |
| 2 | 571805 | Mât triple (4,00 m) Mastil triple Rampa triplex - Dreifach hubmast - Triple mast - | 1 | 1 | 1 | 1 | | | | 1 | | | | | | | | 1 | | | | |
| 3 | 571806 | Mât triple (4,30 m) Mastil triple Rampa triplex - Dreifach hubmast - Triple mast - | 1 | 1 | 1 | 1 | | | | 1 | | | | | | | | 1 | | | | |
| 4 | 571807 | Mât triple (4,70 m) Mastil triple Rampa triplex - Dreifach hubmast - Triple mast - | 1 | 1 | 1 | 1 | | | | 1 | | | | | | | | 1 | | | | |
| 5 | 571808 | Mât triple (5,00 m) Mastil triple Rampa triplex - Dreifach hubmast - Triple mast - | 1 | 1 | 1 | 1 | | | | 1 | | | | | | | | 1 | | | | |
| 6 | 571809 | Mât triple (5,50 m) Mastil triple Rampa triplex - Dreifach hubmast - Triple mast - | 1 | 1 | 1 | 1 | | | | 1 | | | | | | | | 1 | | | | |
| 7 | 571810 | Mât triple (6,00 m) Mastil triple Rampa triplex - Dreifach hubmast - Triple mast - | 1 | 1 | 1 | 1 | | | | 1 | | | | | | | | 1 | | | | |
| 8 | 571811 | Mât triple (6,50 m) Mastil triple Rampa triplex - Dreifach hubmast - Triple mast - | 1 | 1 | 1 | 1 | | | | 1 | | | | | | | | 1 | | | | |
| 9 | 571812 | Mât triple (7,00 m) Mastil triple Rampa triplex - Dreifach hubmast - Triple mast - | 1 | 1 | 1 | 1 | | | | 1 | | | | | | | | 1 | | | | |

5 AB 41

MAT TRIPLE A LEVEE LIBRE TOTALE (Hauteur de levée : 3,70m à 7,00m)
 DREIFACH HUBMAST TOTAL FREIANSTEIG (Hubhöhe : 3,70m bis 7,00m)
 MASTIL TRIPLE A LEVANTAMIENTO LIBRE TOTALE (Altura de levantamiento : 3,70m a 7,00m)
 TRIPLE MAST TOTAL FREE LIFT (Lift height : 3,70m to 7,00m)
 RAMPA TRIPLEX A LEVATA LIBERA TOTALE (Altezza di sollevamento : 3,70m a 7,00m)

M 26-2 S.3 / M30-2 S.3
M 26-4 S.3 / M30-4 S.3
MC 30 S.3 / M-X 30-4 S.3

▲ N° DE MAT A SPECIFIER POUR TOUTE COMMANDE DE PIECES
 HUBMAST NUMMER ZUGEBEN FUR ALLE TEILE
 N° DE MASTIL A ESPECIFICAR PARA TODAS PEDIDAS DE PIEZAS
 MAST NUMBER TO SPECIFY FOR ALL PARTS ORDER
 N° CARRELLO DA SPECIFICARE PER TUTTE GLI ORDINI DEI PARTICOLARI

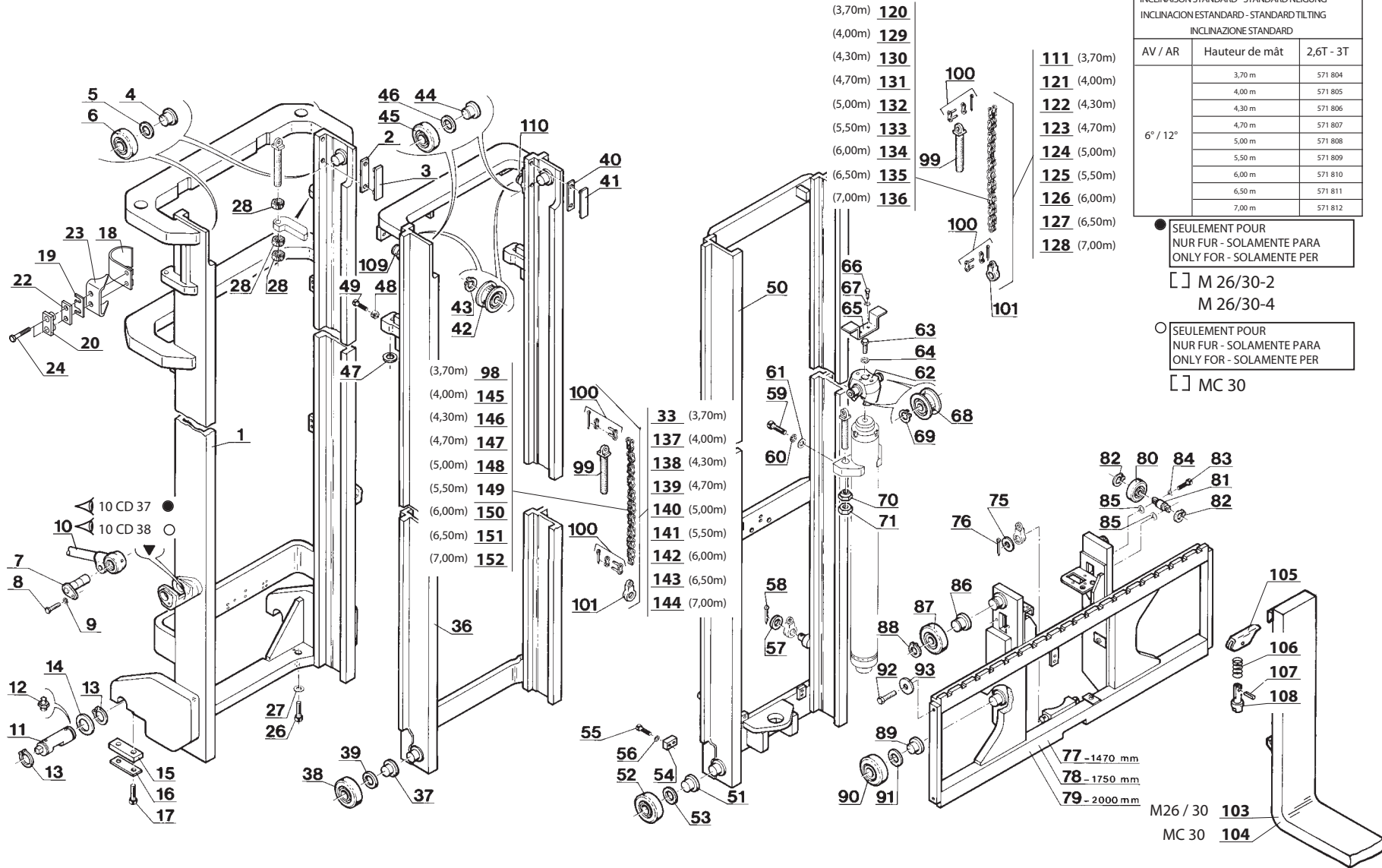
| INCLINAISON STANDARD - STANDARD NEIGUNG | | |
|--|----------------|-----------|
| INCLINACION ESTANDARD - STANDARD TILTING | | |
| INCLINAZIONE STANDARD | | |
| AV / AR | Hauteur de mât | 2,6T - 3T |
| 6° / 12° | 3,70 m | 571 804 |
| | 4,00 m | 571 805 |
| | 4,30 m | 571 806 |
| | 4,70 m | 571 807 |
| | 5,00 m | 571 808 |
| | 5,50 m | 571 809 |
| | 6,00 m | 571 810 |
| | 7,00 m | 571 812 |

● SEULEMENT POUR
 NUR FUR - SOLAMENTE PARA
 ONLY FOR - SOLAMENTE PER

M 26/30-2
 M 26/30-4

○ SEULEMENT POUR
 NUR FUR - SOLAMENTE PARA
 ONLY FOR - SOLAMENTE PER

MC 30



Catalogue : 647010

2

MAT TRIPLE A LEVEE LIBRE TOTALE (3,70 m à 7,00 m)
 DREIFACH HUBMAST TOTAL FREIANSTEIG
 MASTIL TRIPLE A LEVANTAMIENTO LIBRE TOTAL
 TRIPLE MAST TOTAL FREE LIFT
 RAMPA TRIPLEX A LEVATA LIBERA TOTALE

Qté-Menge-Cant-Qty-Q.ta

5 AB

41

M

| | | | | | | | | | | | |
|-----|----|------|----|-------|-------|-----|------|----|----|-------|--|
| 1- | M | 26-2 | S3 | E2/E3 | 11- | MC | 70 | PS | S3 | E2/E3 | |
| 2- | M | 30-2 | S3 | E2/E3 | 12- | M-X | 30-4 | S3 | E3 | | |
| 3- | M | 26-4 | S3 | E2/E3 | 13- | M-X | 50-4 | S3 | E3 | | |
| 4- | M | 30-4 | S3 | E2/E3 | 14- | M-X | 70-2 | S3 | E3 | | |
| 5- | M | 40-4 | S3 | E2/E3 | 15- | | | | | | |
| 6- | M | 50-4 | S3 | E2/E3 | 16- | | | | | | |
| 7- | MC | 30 | S3 | E2/E3 | 17- | | | | | | |
| 8- | MC | 40 | PS | S3 | E2/E3 | 18- | | | | | |
| 9- | MC | 50 | PS | S3 | E2/E3 | 19- | | | | | |
| 10- | MC | 60 | PS | S3 | E2/E3 | 20- | | | | | |

| Rep Hinw Fig Item Rif | Numéro Teil-Nr Numero Part-Nr Part-Nr | Désignation Bezeichnung Descripcion Description Descrizione | 1 | 2 | 3 | 4 | 5 | 6 | 7 | 8 | 9 | 10 | 11 | 12 | 13 | 14 | 15 | 16 | 17 | 18 | 19 | 20 | |
|-----------------------------------|---|--|---|---|---|---|---|---|---|---|---|----|----|----|----|----|----|----|----|----|----|----|--|
| 3 | 613562360071 | Plaque d'usure Placa de desgaste Piastra du usura - Verschleissplatte - Friction lining side - | 2 | 2 | 2 | 2 | | | 2 | | | | | 2 | | | | | | | | | |
| 4 | 61171F203071 | Axe de galet (A souder) Eje de rodillo (A soldar) Perno rullo (A saldare) - Rollenachse (Zu schweissen) - Roller axle (To weld) - | 2 | 2 | 2 | 2 | | | 2 | | | | | 2 | | | | | | | | | |
| 5 | 612372074071 | Cale d'épaisseur 1 mm Cala de espesor Spessore - Ausgleichscheibe - Shim - | X | X | X | X | | | X | | | | | X | | | | | | | | | |
| 5 | 612382074071 | Cale d'épaisseur 0,5 mm Cala de espesor Spessore - Ausgleichscheibe - Shim - | X | X | X | X | | | X | | | | | X | | | | | | | | | |
| 6 | 61236F203071 | Galet (Ø 119,7 mm) Rodillo Rullo - Rolle - Roller - | 2 | 2 | 2 | 2 | | | 2 | | | | | 2 | | | | | | | | | |
| 7 | 220484 | Axe d'articulation Eje de articulación Perno di articolazione - Gelenkachse - Articulating pin - | 2 | 2 | 2 | 2 | | | 2 | | | | | 2 | | | | | | | | | |
| 8 | 403357 | Vis H,M10-125- 25-8.8-ZN8/C Tornillo Vite - Schraube - Screw - | 2 | 2 | 2 | 2 | | | 2 | | | | | 2 | | | | | | | | | |
| 9 | 42232 | Rondelle W10 ZN Arandela Rondella - Unterlegscheibe - Washer - | 2 | 2 | 2 | 2 | | | 2 | | | | | 2 | | | | | | | | | |
| 11 | 180392 | Axe d'articulation Eje de articulación Perno di articolazione - Gelenkachse - Articulating pin - | 2 | 2 | 2 | 2 | | | 2 | | | | | 2 | | | | | | | | | |
| 12 | 5135 | Graisneur droit (M 10 x 150) Engrasador recto Ingrassatore destro - Gerade schmiernippel - Straight greaser - | 2 | 2 | 2 | 2 | | | 2 | | | | | 2 | | | | | | | | | |
| 13 | 2637 | Circlips Aro retén Anello elastico - Sicherungsring - Circlip - | 4 | 4 | 4 | 4 | | | 4 | | | | | 4 | | | | | | | | | |

+

Catalogue : 647010

3

MAT TRIPLE A LEVEE LIBRE TOTALE (3,70 m à 7,00 m)
 DREIFACH HUBMAST TOTAL FREIANSTEIG
 MASTIL TRIPLE A LEVANTAMIENTO LIBRE TOTAL
 TRIPLE MAST TOTAL FREE LIFT
 RAMPA TRIPLEX A LEVATA LIBERA TOTALE

Qté-Menge-Cant-Qty-Q.ta

5 AB

41

M

| | | | | | | | | | | |
|-----|----|------|----|-------|-------|-----|------|-------|----|-------|
| 1- | M | 26-2 | S3 | E2/E3 | 11- | MC | 70 | PS | S3 | E2/E3 |
| 2- | M | 30-2 | S3 | E2/E3 | 12- | M-X | 30-4 | S3-E3 | | |
| 3- | M | 26-4 | S3 | E2/E3 | 13- | M-X | 50-4 | S3-E3 | | |
| 4- | M | 30-4 | S3 | E2/E3 | 14- | M-X | 70-2 | S3-E3 | | |
| 5- | M | 40-4 | S3 | E2/E3 | 15- | | | | | |
| 6- | M | 50-4 | S3 | E2/E3 | 16- | | | | | |
| 7- | MC | 30 | S3 | E2/E3 | 17- | | | | | |
| 8- | MC | 40 | PS | S3 | E2/E3 | 18- | | | | |
| 9- | MC | 50 | PS | S3 | E2/E3 | 19- | | | | |
| 10- | MC | 60 | PS | S3 | E2/E3 | 20- | | | | |

| Rep Hinw Fig Item Rif | Numéro Teil-Nr Numero Part-Nr Part-Nr | Désignation Bezeichnung Descripcion Description Descrizione | 1 | 2 | 3 | 4 | 5 | 6 | 7 | 8 | 9 | 10 | 11 | 12 | 13 | 14 | 15 | 16 | 17 | 18 | 19 | 20 | |
|-----------------------------------|---|---|---|---|---|---|---|---|---|---|---|----|----|----|----|----|----|----|----|----|----|----|--|
| 14 | 181490 | Rondelle SP 46 x 68 x 1,5ZN - Unterlegscheibe Arandela - Washer Rondella - | X | X | X | X | | | X | | | | | X | | | | | | | | | |
| 14 | 181491 | Rondelle SP 46 x 68 x 2,5ZN - Unterlegscheibe Arandela - Washer Rondella - | X | X | X | X | | | X | | | | | X | | | | | | | | | |
| 15 | 219280 | Plat d'arrêt - Anschlag platte Placa de parada - Stop plate Piatto d'arresto - | 2 | 2 | 2 | 2 | | | 2 | | | | | 2 | | | | | | | | | |
| 16 | 183970 | Plaquette d'arrêt - Anschlag platte Placa de tope - Stop plate Piastrina d'arresto - | 2 | 2 | 2 | 2 | | | 2 | | | | | 2 | | | | | | | | | |
| 17 | 58611 | Vis H,M18- 50 zinguée - Schraube Tornillo - Screw Vite - | 4 | 4 | 4 | 4 | | | 4 | | | | | 4 | | | | | | | | | |
| 18 | 650913325071 | Collier - Spannschelle Abrazadera - Clamp Fascetta - | 2 | 2 | 2 | 2 | | | 2 | | | | | 2 | | | | | | | | | |
| 19 | 65457F203071 | Cale d'épaisseur 1 mm - Ausgleichscheibe Cala de espesor - Shim Spessore - | X | X | X | X | | | X | | | | | X | | | | | | | | | |
| 19 | 65458F203071 | Cale d'épaisseur 2 mm - Ausgleichscheibe Cala de espesor - Shim Spessore - | X | X | X | X | | | X | | | | | X | | | | | | | | | |
| 19 | 65459F203071 | Cale d'épaisseur 4 mm - Ausgleichscheibe Cala de espesor - Shim Spessore - | X | X | X | X | | | X | | | | | X | | | | | | | | | |
| 20 | 654542332071 | Plaque anti-vibration - Anti-schwingung platte Placa antivibración - Anti-vibration plate Tassello antivibrante - | 2 | 2 | 2 | 2 | | | 2 | | | | | 2 | | | | | | | | | |
| 22 | 654532072071 | Plaque de fixation - Befestigung Platte Placa de fijación - Fastening plate Piastra di fissaggio - | 2 | 2 | 2 | 2 | | | 2 | | | | | 2 | | | | | | | | | |

+

Catalogue : 647010

4

MAT TRIPLE A LEVEE LIBRE TOTALE (3,70 m à 7,00 m)
 DREIFACH HUBMAST TOTAL FREIANSTEIG
 MASTIL TRIPLE A LEVANTAMIENTO LIBRE TOTAL
 TRIPLE MAST TOTAL FREE LIFT
 RAMPA TRIPLEX A LEVATA LIBERA TOTALE

Qté-Menge-Cant-Qty-Q.ta

5 AB

41

M

| | | | | | | | | | | |
|-----|----|------|----|-------|-------|-----|------|-------|----|-------|
| 1- | M | 26-2 | S3 | E2/E3 | 11- | MC | 70 | PS | S3 | E2/E3 |
| 2- | M | 30-2 | S3 | E2/E3 | 12- | M-X | 30-4 | S3-E3 | | |
| 3- | M | 26-4 | S3 | E2/E3 | 13- | M-X | 50-4 | S3-E3 | | |
| 4- | M | 30-4 | S3 | E2/E3 | 14- | M-X | 70-2 | S3-E3 | | |
| 5- | M | 40-4 | S3 | E2/E3 | 15- | | | | | |
| 6- | M | 50-4 | S3 | E2/E3 | 16- | | | | | |
| 7- | MC | 30 | S3 | E2/E3 | 17- | | | | | |
| 8- | MC | 40 | PS | S3 | E2/E3 | 18- | | | | |
| 9- | MC | 50 | PS | S3 | E2/E3 | 19- | | | | |
| 10- | MC | 60 | PS | S3 | E2/E3 | 20- | | | | |

| Rep Hinw Fig Item Rif | Numéro Teil-Nr Numero Part-Nr Part-Nr | Désignation Bezeichnung Descripcion Description Descrizione | 1 | 2 | 3 | 4 | 5 | 6 | 7 | 8 | 9 | 10 | 11 | 12 | 13 | 14 | 15 | 16 | 17 | 18 | 19 | 20 |
|-----------------------------------|---|---|---|---|---|---|---|---|---|---|---|----|----|----|----|----|----|----|----|----|----|----|
| 23 | 654723325071 | Collier - Spannschelle Abrazadera - Clamp Fascetta - | 2 | 2 | 2 | 2 | | | 2 | | | | | 2 | | | | | | | | |
| 24 | 9167281045 | Vis H,M10- 45 Pas 125 ZN..C+2RL Schraube Tornillo - Screw Vite - | 4 | 4 | 4 | 4 | | | 4 | | | | | 4 | | | | | | | | |
| 26 | 9155281012 | Vis H,M10- 12-8.8-ZNC Tornillo - Screw Vite - | 2 | 2 | 2 | 2 | | | 2 | | | | | 2 | | | | | | | | |
| 27 | 676571320071 | Rondelle - Unterlegscheibe Arandela - Washer Rondella - | 2 | 2 | 2 | 2 | | | 2 | | | | | 2 | | | | | | | | |
| 28 | 89114 | Ecrou H ,M16 Pas 150 zingué bichromaté Mutter Tuerca - Nut Dado - | 6 | 6 | 6 | 6 | | | 6 | | | | | 6 | | | | | | | | |
| 33 | 90632F706171 | Chaîne complête (61 Maillons)- Kompletter kette (61 Glied) Cadena completa (61 Eslabón) - Complete chain (61 Link) Catena completo (61 Maglie) - | 2 | 2 | 2 | 2 | | | 2 | | | | | 2 | | | | | | | | |
| 36 | 232264 | Montant intermédiaire (3,70 m)- Zwischengerüst Montante intermediario - Intermediate channel Montante intermedio - | 1 | 1 | 1 | 1 | | | 1 | | | | | 1 | | | | | | | | |
| 36 | 232265 | Montant intermédiaire (4,00 m)- Zwischengerüst Montante intermediario - Intermediate channel Montante intermedio - | 1 | 1 | 1 | 1 | | | 1 | | | | | 1 | | | | | | | | |
| 36 | 232266 | Montant intermédiaire (4,30 m)- Zwischengerüst Montante intermediario - Intermediate channel Montante intermedio - | 1 | 1 | 1 | 1 | | | 1 | | | | | 1 | | | | | | | | |
| 36 | 232267 | Montant intermédiaire (4,70 m)- Zwischengerüst Montante intermediario - Intermediate channel Montante intermedio - | 1 | 1 | 1 | 1 | | | 1 | | | | | 1 | | | | | | | | |
| 36 | 232268 | Montant intermédiaire (5,00 m)- Zwischengerüst Montante intermediario - Intermediate channel Montante intermedio - | 1 | 1 | 1 | 1 | | | 1 | | | | | 1 | | | | | | | | |

+

Catalogue : 647010

6

MAT TRIPLE A LEVEE LIBRE TOTALE (3,70 m à 7,00 m)
 DREIFACH HUBMAST TOTAL FREIANSTEIG
 MASTIL TRIPLE A LEVANTAMIENTO LIBRE TOTAL
 TRIPLE MAST TOTAL FREE LIFT
 RAMPA TRIPLEX A LEVATA LIBERA TOTALE

Qté-Menge-Cant-Qty-Q.ta

5 AB

41

M

| | | | | | | | | | | |
|-----|----|------|----|-------|-------|-----|------|-------|----|-------|
| 1- | M | 26-2 | S3 | E2/E3 | 11- | MC | 70 | PS | S3 | E2/E3 |
| 2- | M | 30-2 | S3 | E2/E3 | 12- | M-X | 30-4 | S3-E3 | | |
| 3- | M | 26-4 | S3 | E2/E3 | 13- | M-X | 50-4 | S3-E3 | | |
| 4- | M | 30-4 | S3 | E2/E3 | 14- | M-X | 70-2 | S3-E3 | | |
| 5- | M | 40-4 | S3 | E2/E3 | 15- | | | | | |
| 6- | M | 50-4 | S3 | E2/E3 | 16- | | | | | |
| 7- | MC | 30 | S3 | E2/E3 | 17- | | | | | |
| 8- | MC | 40 | PS | S3 | E2/E3 | 18- | | | | |
| 9- | MC | 50 | PS | S3 | E2/E3 | 19- | | | | |
| 10- | MC | 60 | PS | S3 | E2/E3 | 20- | | | | |

| Rep Hinw Fig Item Rif | Numéro Teil-Nr Numero Part-Nr Part-Nr | Désignation Bezeichnung Descripcion Description Descrizione | 1 | 2 | 3 | 4 | 5 | 6 | 7 | 8 | 9 | 10 | 11 | 12 | 13 | 14 | 15 | 16 | 17 | 18 | 19 | 20 | |
|-----------------------------------|---|--|---|---|---|---|---|---|---|---|---|----|----|----|----|----|----|----|----|----|----|----|--|
| 41 | 613562360071 | Plaque d'usure Placa de desgaste Piastra du usura - Verschleissplatte - Friction lining side - | 2 | 2 | 2 | 2 | | | 2 | | | | | 2 | | | | | | | | | |
| 42 | 631313331071 | Galet de chaîne Rodillo de cadena Rullo catena - Kettenrolle - Chain roller - | 2 | 2 | 2 | 2 | | | 2 | | | | | 2 | | | | | | | | | |
| 43 | 7519 | Circlips Aro retén Anello elastico - Sicherungsring - Circlip - | 2 | 2 | 2 | 2 | | | 2 | | | | | 2 | | | | | | | | | |
| 44 | 61171F203071 | Axe de galet (A souder) Eje de rodillo (A soldar) Perno rullo (A saldare) - Rollenachse (Zu schweissen) - Roller axle (To weld) - | 2 | 2 | 2 | 2 | | | 2 | | | | | 2 | | | | | | | | | |
| 45 | 61236F203071 | Galet (Ø 119,7 mm) Rodillo Rullo - Rolle - Roller - | 2 | 2 | 2 | 2 | | | 2 | | | | | 2 | | | | | | | | | |
| 46 | 612372074071 | Cale d'épaisseur 1 mm Cala de espesor Spessore - Ausgleichscheibe - Shim - | X | X | X | X | | | X | | | | | X | | | | | | | | | |
| 46 | 612382074071 | Cale d'épaisseur 0,5 mm Cala de espesor Spessore - Ausgleichscheibe - Shim - | X | X | X | X | | | X | | | | | X | | | | | | | | | |
| 47 | 651551074071 | Cale d'épaisseur 1 mm Cala de espesor Spessore - Ausgleichscheibe - Shim - | X | X | X | X | | | X | | | | | X | | | | | | | | | |
| 47 | 651561074071 | Cale d'épaisseur 0,5 mm Cala de espesor Spessore - Ausgleichscheibe - Shim - | X | X | X | X | | | X | | | | | X | | | | | | | | | |
| 48 | 179777 | Ecrou H ,M12 P125 C 8 ZN..C Tuerca Dado - Mutter - Nut - | 2 | 2 | 2 | 2 | | | 2 | | | | | 2 | | | | | | | | | |
| 49 | 901051200671 | Vis Tornillo Vite - Schraube - Screw - | 2 | 2 | 2 | 2 | | | 2 | | | | | 2 | | | | | | | | | |

+

Catalogue : 647010

7

MAT TRIPLE A LEVEE LIBRE TOTALE (3,70 m à 7,00 m)
 DREIFACH HUBMAST TOTAL FREIANSTEIG
 MASTIL TRIPLE A LEVANTAMIENTO LIBRE TOTAL
 TRIPLE MAST TOTAL FREE LIFT
 RAMPA TRIPLEX A LEVATA LIBERA TOTALE

Qté-Menge-Cant-Qty-Q.ta

5 AB

41

M

| | | | | | | | | | | |
|-----|----|------|----|-------|-------|-----|------|-------|----|-------|
| 1- | M | 26-2 | S3 | E2/E3 | 11- | MC | 70 | PS | S3 | E2/E3 |
| 2- | M | 30-2 | S3 | E2/E3 | 12- | M-X | 30-4 | S3-E3 | | |
| 3- | M | 26-4 | S3 | E2/E3 | 13- | M-X | 50-4 | S3-E3 | | |
| 4- | M | 30-4 | S3 | E2/E3 | 14- | M-X | 70-2 | S3-E3 | | |
| 5- | M | 40-4 | S3 | E2/E3 | 15- | | | | | |
| 6- | M | 50-4 | S3 | E2/E3 | 16- | | | | | |
| 7- | MC | 30 | S3 | E2/E3 | 17- | | | | | |
| 8- | MC | 40 | PS | S3 | E2/E3 | 18- | | | | |
| 9- | MC | 50 | PS | S3 | E2/E3 | 19- | | | | |
| 10- | MC | 60 | PS | S3 | E2/E3 | 20- | | | | |

| Rep Hinw Fig Item Rif | Numéro Teil-Nr Numero Part-Nr Part-Nr | Désignation Bezeichnung Descripcion Description Descrizione | 1 | 2 | 3 | 4 | 5 | 6 | 7 | 8 | 9 | 10 | 11 | 12 | 13 | 14 | 15 | 16 | 17 | 18 | 19 | 20 |
|-----------------------------------|---|---|---|---|---|---|---|---|---|---|---|----|----|----|----|----|----|----|----|----|----|----|
| 50 | 232253 | Montant intérieur (3,70 m) Montante interior Montante interiore | - | Innengerüst - Outer channel - | 1 | 1 | 1 | 1 | | | | | | 1 | | | | | | | | |
| 50 | 232254 | Montant intérieur (4,00 m) Montante interior Montante interiore | - | Innengerüst - Outer channel - | 1 | 1 | 1 | 1 | | | | | | 1 | | | | | | | | |
| 50 | 232255 | Montant intérieur (4,30 m) Montante interior Montante interiore | - | Innengerüst - Outer channel - | 1 | 1 | 1 | 1 | | | | | | 1 | | | | | | | | |
| 50 | 232256 | Montant intérieur (4,70 m) Montante interior Montante interiore | - | Innengerüst - Outer channel - | 1 | 1 | 1 | 1 | | | | | | 1 | | | | | | | | |
| 50 | 232257 | Montant intérieur (5,00 m) Montante interior Montante interiore | - | Innengerüst - Outer channel - | 1 | 1 | 1 | 1 | | | | | | 1 | | | | | | | | |
| 50 | 232258 | Montant intérieur (5,50 m) Montante interior Montante interiore | - | Innengerüst - Outer channel - | 1 | 1 | 1 | 1 | | | | | | 1 | | | | | | | | |
| 50 | 232259 | Montant intérieur (6,00 m) Montante interior Montante interiore | - | Innengerüst - Outer channel - | 1 | 1 | 1 | 1 | | | | | | 1 | | | | | | | | |
| 50 | 232260 | Montant intérieur (6,50 m) Montante interior Montante interiore | - | Innengerüst - Outer channel - | 1 | 1 | 1 | 1 | | | | | | 1 | | | | | | | | |
| 50 | 232261 | Montant intérieur (7,00 m) Montante interior Montante interiore | - | Innengerüst - Outer channel - | 1 | 1 | 1 | 1 | | | | | | 1 | | | | | | | | |
| 51 | 61171F203071 | Axe de galet (A souder) Eje de rodillo (A soldar) Perno rullo (A saldare) | - | Rollenachse (Zu schweissen) - Roller axle (To weld) - | 2 | 2 | 2 | 2 | | | | | | 2 | | | | | | | | |
| 52 | 61236F203071 | Galet (Ø 119,7 mm) Rodillo Rullo | - | Rolle - Roller - | 2 | 2 | 2 | 2 | | | | | | 2 | | | | | | | | |

+

Catalogue : 647010

8

MAT TRIPLE A LEVEE LIBRE TOTALE (3,70 m à 7,00 m)
 DREIFACH HUBMAST TOTAL FREIANSTEIG
 MASTIL TRIPLE A LEVANTAMIENTO LIBRE TOTAL
 TRIPLE MAST TOTAL FREE LIFT
 RAMPA TRIPLEX A LEVATA LIBERA TOTALE

Qté-Menge-Cant-Qty-Q.ta

5 AB

41

M

- | | |
|-----------------------|-----------------------|
| 1- M 26-2 S3 E2/E3 | 11- MC 70 PS S3 E2/E3 |
| 2- M 30-2 S3 E2/E3 | 12- M-X 30-4 S3-E3 |
| 3- M 26-4 S3 E2/E3 | 13- M-X 50-4 S3-E3 |
| 4- M 30-4 S3 E2/E3 | 14- M-X 70-2 S3-E3 |
| 5- M 40-4 S3 E2/E3 | 15- |
| 6- M 50-4 S3 E2/E3 | 16- |
| 7- MC 30 S3 E2/E3 | 17- |
| 8- MC 40 PS S3 E2/E3 | 18- |
| 9- MC 50 PS S3 E2/E3 | 19- |
| 10- MC 60 PS S3 E2/E3 | 20- |

| Rep Hinw Fig Item Rif | Numéro Teil-Nr Numero Part-Nr Part-Nr | Désignation Bezeichnung Descripcion Description Descrizione | Qté-Menge-Cant-Qty-Q.ta | | | | | | | | | | | | | | | | | | | |
|-----------------------------------|---|---|-------------------------|---|---|---|---|---|---|---|---|----|----|----|----|----|----|----|----|----|----|----|
| | | | 1 | 2 | 3 | 4 | 5 | 6 | 7 | 8 | 9 | 10 | 11 | 12 | 13 | 14 | 15 | 16 | 17 | 18 | 19 | 20 |
| 52 | 61238F203071 | Galet (Ø 120,7 mm) Rodillo Rullo - Rolle - Roller - | 2 | 2 | 2 | 2 | | | | 2 | | | | | | | | 2 | | | | |
| 53 | 612372074071 | Cale d'épaisseur 1 mm Cala de espesor Spessore - Ausgleichscheibe - Shim - | X | X | X | X | | | | X | | | | | | | | X | | | | |
| 53 | 612382074071 | Cale d'épaisseur 0,5 mm Cala de espesor Spessore - Ausgleichscheibe - Shim - | X | X | X | X | | | | X | | | | | | | | X | | | | |
| 54 | 61575F204071 | Plat d'arrêt Placa de parada Piatto d'arresto - Anschlag platte - Stop plate - | 1 | 1 | 1 | 1 | | | | 1 | | | | | | | | 1 | | | | |
| 55 | 175826 | Vis H,M10-125- 35-8.8-ZN8/C Tornillo Vite - Schraube - Screw - | 2 | 2 | 2 | 2 | | | | 2 | | | | | | | | 2 | | | | |
| 56 | 42232 | Rondelle W10 ZN Arandela Rondella - Unterlegscheibe - Washer - | 2 | 2 | 2 | 2 | | | | 2 | | | | | | | | 2 | | | | |
| 57 | 178589 | Rondelle SP 26,5x 40 x 2,5ZN Arandela Rondella - Unterlegscheibe - Washer - | 2 | 2 | 2 | 2 | | | | 2 | | | | | | | | 2 | | | | |
| 58 | 7112 | Goupille V 4 x 40 zinguee Pasador Spina - Stift - Pin - | 2 | 2 | 2 | 2 | | | | 2 | | | | | | | | 2 | | | | |
| 59 | 179682 | Vis H,M14-150- 50-8.8-ZN8/C Tornillo Vite - Schraube - Screw - | 2 | 2 | 2 | 2 | | | | 2 | | | | | | | | 2 | | | | |
| 60 | 42256 | Rondelle W14 ZN Arandela Rondella - Unterlegscheibe - Washer - | 2 | 2 | 2 | 2 | | | | 2 | | | | | | | | 2 | | | | |
| 61 | 61680 | Rondelle M 14 ZN Arandela Rondella - Unterlegscheibe - Washer - | 2 | 2 | 2 | 2 | | | | 2 | | | | | | | | 2 | | | | |

+

Catalogue : 647010

9

MAT TRIPLE A LEVEE LIBRE TOTALE (3,70 m à 7,00 m)
 DREIFACH HUBMAST TOTAL FREIANSTEIG
 MASTIL TRIPLE A LEVANTAMIENTO LIBRE TOTAL
 TRIPLE MAST TOTAL FREE LIFT
 RAMPA TRIPLEX A LEVATA LIBERA TOTALE

Qté-Menge-Cant-Qty-Q.ta

5 AB

41

M

| | | | | | | | | | | |
|-----|----|------|----|-------|-------|-----|------|-------|----|-------|
| 1- | M | 26-2 | S3 | E2/E3 | 11- | MC | 70 | PS | S3 | E2/E3 |
| 2- | M | 30-2 | S3 | E2/E3 | 12- | M-X | 30-4 | S3-E3 | | |
| 3- | M | 26-4 | S3 | E2/E3 | 13- | M-X | 50-4 | S3-E3 | | |
| 4- | M | 30-4 | S3 | E2/E3 | 14- | M-X | 70-2 | S3-E3 | | |
| 5- | M | 40-4 | S3 | E2/E3 | 15- | | | | | |
| 6- | M | 50-4 | S3 | E2/E3 | 16- | | | | | |
| 7- | MC | 30 | S3 | E2/E3 | 17- | | | | | |
| 8- | MC | 40 | PS | S3 | E2/E3 | 18- | | | | |
| 9- | MC | 50 | PS | S3 | E2/E3 | 19- | | | | |
| 10- | MC | 60 | PS | S3 | E2/E3 | 20- | | | | |

| Rep Hinw Fig Item Rif | Numéro Teil-Nr Numero Part-Nr Part-Nr | Désignation Bezeichnung Descripcion Description Descrizione | 1 | 2 | 3 | 4 | 5 | 6 | 7 | 8 | 9 | 10 | 11 | 12 | 13 | 14 | 15 | 16 | 17 | 18 | 19 | 20 | |
|-----------------------------------|---|---|---|---|---|---|---|---|---|---|---|----|----|----|----|----|----|----|----|----|----|----|--|
| 62 | 63133F311071 | Tête de vérin Cabeza de cilindro Testa cilindro - Zylinderkopf - Cylinder head - | 1 | 1 | 1 | 1 | | | 1 | | | | | 1 | | | | | | | | | |
| 63 | 573909 | Vis H,M12-125- 50-8.8-ZN8/C Tornillo Vite - Schraube - Screw - | 1 | 1 | 1 | 1 | | | 1 | | | | | 1 | | | | | | | | | |
| 64 | 42231 | Rondelle W12 ZN Arandela Rondella - Unterlegscheibe - Washer - | 1 | 1 | 1 | 1 | | | 1 | | | | | 1 | | | | | | | | | |
| 65 | 248124 | Plat d'arrêt Placa de parada Piatto d'arresto - Anschlag platte - Stop plate - | 1 | 1 | 1 | 1 | | | 1 | | | | | 1 | | | | | | | | | |
| 66 | 54951 | Vis H,M 8- 16-8.8-ZN8/C Tornillo Vite - Schraube - Screw - | 2 | 2 | 2 | 2 | | | 2 | | | | | 2 | | | | | | | | | |
| 67 | 42325 | Rondelle W 8 ZN Arandela Rondella - Unterlegscheibe - Washer - | 2 | 2 | 2 | 2 | | | 2 | | | | | 2 | | | | | | | | | |
| 68 | 631313331071 | Galet de chaîne Rodillo de cadena Rullo catena - Kettenrolle - Chain roller - | 2 | 2 | 2 | 2 | | | 2 | | | | | 2 | | | | | | | | | |
| 69 | 7519 | Circlips Aro retén Anello elastico - Sicherungsring - Circlip - | 2 | 2 | 2 | 2 | | | 2 | | | | | 2 | | | | | | | | | |
| 70 | 763151074071 | Ecrou Tuerca Dado - Mutter - Nut - | 2 | 2 | 2 | 2 | | | 2 | | | | | 2 | | | | | | | | | |
| 71 | 89114 | Ecrou H ,M16 Pas 150 zingué bichromaté Mutter Tuerca Dado - Nut - | 2 | 2 | 2 | 2 | | | 2 | | | | | 2 | | | | | | | | | |
| 75 | 178589 | Rondelle SP 26,5x 40 x 2,5ZN Arandela Rondella - Unterlegscheibe - Washer - | 2 | 2 | 2 | 2 | | | 2 | | | | | 2 | | | | | | | | | |

+

Catalogue : 647010

10

MAT TRIPLE A LEVEE LIBRE TOTALE (3,70 m à 7,00 m)
 DREIFACH HUBMAST TOTAL FREIANSTEIG
 MASTIL TRIPLE A LEVANTAMIENTO LIBRE TOTAL
 TRIPLE MAST TOTAL FREE LIFT
 RAMPA TRIPLEX A LEVATA LIBERA TOTALE

Qté-Menge-Cant-Qty-Q.ta

5 AB

41

M

| | |
|-----------------------|-----------------------|
| 1- M 26-2 S3 E2/E3 | 11- MC 70 PS S3 E2/E3 |
| 2- M 30-2 S3 E2/E3 | 12- M-X 30-4 S3-E3 |
| 3- M 26-4 S3 E2/E3 | 13- M-X 50-4 S3-E3 |
| 4- M 30-4 S3 E2/E3 | 14- M-X 70-2 S3-E3 |
| 5- M 40-4 S3 E2/E3 | 15- |
| 6- M 50-4 S3 E2/E3 | 16- |
| 7- MC 30 S3 E2/E3 | 17- |
| 8- MC 40 PS S3 E2/E3 | 18- |
| 9- MC 50 PS S3 E2/E3 | 19- |
| 10- MC 60 PS S3 E2/E3 | 20- |

| Rep Hinw Fig Item Rif | Numéro Teil-Nr Numero Part-Nr Part-Nr | Désignation Bezeichnung Descripcion Description Descrizione | 1 | 2 | 3 | 4 | 5 | 6 | 7 | 8 | 9 | 10 | 11 | 12 | 13 | 14 | 15 | 16 | 17 | 18 | 19 | 20 | |
|-----------------------------------|---|---|---|---|---|---|---|---|---|---|---|----|----|----|----|----|----|----|----|----|----|----|--|
| 76 | 7112 | Goupille V 4 x 40 zinguee - Stift Pasador - Pin Spina - | 2 | 2 | 2 | 2 | | | 2 | | | | | 2 | | | | | | | | | |
| 77 | 232147 | Tablier porte fourches, nu (Longueur 1470 mm) Gabelträger, allein (Länge 1470 mm) Tablero portahorquillas, solo (Longitud 1470 mm) Forks carrier, stripped (Length 1470 mm) Portaforche, nudo (Lunghezza 1470 mm) | 1 | 1 | 1 | 1 | | | 1 | | | | | 1 | | | | | | | | | |
| 78 | 232198 | Tablier porte fourches, nu (Longueur 1750 mm) Gabelträger, allein (Länge 1750 mm) Tablero portahorquillas, solo (Longitud 1750 mm) Forks carrier, stripped (Length 1750 mm) Portaforche, nudo (Lunghezza 1750 mm) | 1 | 1 | 1 | 1 | | | 1 | | | | | 1 | | | | | | | | | |
| 79 | 232199 | Tablier porte fourches, nu (Longueur 2000 mm) Gabelträger, allein (Länge 2000 mm) Tablero portahorquillas, solo (Longitud 2000 mm) Forks carrier, stripped (Length 2000 mm) Portaforche, nudo (Lunghezza 2000 mm) | 1 | 1 | 1 | 1 | | | 1 | | | | | 1 | | | | | | | | | |
| 80 | 63451F303071 | Galet guide - Führungsrolle Rodillo guía - Guide roller Rullo guida - | 2 | 2 | 2 | 2 | | | 2 | | | | | 2 | | | | | | | | | |
| 81 | 63374F304071 | Axe de galet - Rollenachse Eje de rodillo - Roller axle Perno rullo - | 2 | 2 | 2 | 2 | | | 2 | | | | | 2 | | | | | | | | | |
| 82 | 37500 | Circlips - Sicherungsring Aro retén - Circlip Anello elastico - | 4 | 4 | 4 | 4 | | | 4 | | | | | 4 | | | | | | | | | |
| 83 | 61957 | Vis H,M12-125- 35-8.8-ZN8/C - Schraube Tornillo - Screw Vite - | 4 | 4 | 4 | 4 | | | 4 | | | | | 4 | | | | | | | | | |
| 84 | 42231 | Rondelle W12 ZN - Unterlegscheibe Arandela - Washer Rondella - | 4 | 4 | 4 | 4 | | | 4 | | | | | 4 | | | | | | | | | |
| 85 | 633762074071 | Cale d'épaisseur 0,5 mm - Ausgleichscheibe Cala de espesor - Shim Spessore - | X | X | X | X | | | X | | | | | X | | | | | | | | | |

+

Catalogue : 647010

11

MAT TRIPLE A LEVEE LIBRE TOTALE (3,70 m à 7,00 m)
 DREIFACH HUBMAST TOTAL FREIANSTEIG
 MASTIL TRIPLE A LEVANTAMIENTO LIBRE TOTAL
 TRIPLE MAST TOTAL FREE LIFT
 RAMPA TRIPLEX A LEVATA LIBERA TOTALE

Qté-Menge-Cant-Qty-Q.ta

5 AB

41

M

| | | | | | | | | | | |
|-----|----|------|----|-------|-------|-----|------|-------|----|-------|
| 1- | M | 26-2 | S3 | E2/E3 | 11- | MC | 70 | PS | S3 | E2/E3 |
| 2- | M | 30-2 | S3 | E2/E3 | 12- | M-X | 30-4 | S3-E3 | | |
| 3- | M | 26-4 | S3 | E2/E3 | 13- | M-X | 50-4 | S3-E3 | | |
| 4- | M | 30-4 | S3 | E2/E3 | 14- | M-X | 70-2 | S3-E3 | | |
| 5- | M | 40-4 | S3 | E2/E3 | 15- | | | | | |
| 6- | M | 50-4 | S3 | E2/E3 | 16- | | | | | |
| 7- | MC | 30 | S3 | E2/E3 | 17- | | | | | |
| 8- | MC | 40 | PS | S3 | E2/E3 | 18- | | | | |
| 9- | MC | 50 | PS | S3 | E2/E3 | 19- | | | | |
| 10- | MC | 60 | PS | S3 | E2/E3 | 20- | | | | |

| Rep Hinw Fig Item Rif | Número Teil-Nr Numero Part-Nr Part-Nr | Désignation Bezeichnung Descripcion Description Descrizione | 1 | 2 | 3 | 4 | 5 | 6 | 7 | 8 | 9 | 10 | 11 | 12 | 13 | 14 | 15 | 16 | 17 | 18 | 19 | 20 |
|-----------------------------------|---|--|---|---|---|---|---|---|---|---|---|----|----|----|----|----|----|----|----|----|----|----|
| 85 | 633772074071 | Cale d'épaisseur 1 mm Cala de espesor Spessore - Ausgleichscheibe - Shim - | X | X | X | X | | | X | | | | | X | | | | | | | | |
| 86 | 63371F203071 | Axe de galet (A souder) Eje de rodillo (A soldar) Perno rullo (A saldare) - Rollenachse (Zu schweissen) - Roller axle (To weld) - | 2 | 2 | 2 | 2 | | | 2 | | | | | 2 | | | | | | | | |
| 87 | 61236F203071 | Galet (Ø 119,7 mm) Rodillo Rullo - Rolle - Roller - | 2 | 2 | 2 | 2 | | | 2 | | | | | 2 | | | | | | | | |
| 87 | 61238F203071 | Galet (Ø 120,7 mm) Rodillo Rullo - Rolle - Roller - | 2 | 2 | 2 | 2 | | | 2 | | | | | 2 | | | | | | | | |
| 88 | 7519 | Circlips Aro retén Anello elastico - Sicherungsring - Circlip - | 2 | 2 | 2 | 2 | | | 2 | | | | | 2 | | | | | | | | |
| 89 | 63372F203071 | Axe de galet (A souder) Eje de rodillo (A soldar) Perno rullo (A saldare) - Rollenachse (Zu schweissen) - Roller axle (To weld) - | 2 | 2 | 2 | 2 | | | 2 | | | | | 2 | | | | | | | | |
| 90 | 61236F203071 | Galet (Ø 119,7 mm) Rodillo Rullo - Rolle - Roller - | 2 | 2 | 2 | 2 | | | 2 | | | | | 2 | | | | | | | | |
| 90 | 61238F203071 | Galet (Ø 120,7 mm) Rodillo Rullo - Rolle - Roller - | 2 | 2 | 2 | 2 | | | 2 | | | | | 2 | | | | | | | | |
| 91 | 612372074071 | Cale d'épaisseur 1 mm Cala de espesor Spessore - Ausgleichscheibe - Shim - | X | X | X | X | | | X | | | | | X | | | | | | | | |
| 91 | 612382074071 | Cale d'épaisseur 0,5 mm Cala de espesor Spessore - Ausgleichscheibe - Shim - | X | X | X | X | | | X | | | | | X | | | | | | | | |
| 92 | 176716 | Vis H,M14-150- 30-8.8-ZN8/C Tornillo Vite - Schraube - Screw - | 4 | 4 | 4 | 4 | | | 4 | | | | | 4 | | | | | | | | |

+

Catalogue : 647010

12

MAT TRIPLE A LEVEE LIBRE TOTALE (3,70 m à 7,00 m)
 DREIFACH HUBMAST TOTAL FREIANSTEIG
 MASTIL TRIPLE A LEVANTAMIENTO LIBRE TOTAL
 TRIPLE MAST TOTAL FREE LIFT
 RAMPA TRIPLEX A LEVATA LIBERA TOTALE

Qté-Menge-Cant-Qty-Q.ta

5 AB

41

M

| | | | | | | | | | | |
|-----|----|------|----|-------|-------|-----|------|-------|----|-------|
| 1- | M | 26-2 | S3 | E2/E3 | 11- | MC | 70 | PS | S3 | E2/E3 |
| 2- | M | 30-2 | S3 | E2/E3 | 12- | M-X | 30-4 | S3-E3 | | |
| 3- | M | 26-4 | S3 | E2/E3 | 13- | M-X | 50-4 | S3-E3 | | |
| 4- | M | 30-4 | S3 | E2/E3 | 14- | M-X | 70-2 | S3-E3 | | |
| 5- | M | 40-4 | S3 | E2/E3 | 15- | | | | | |
| 6- | M | 50-4 | S3 | E2/E3 | 16- | | | | | |
| 7- | MC | 30 | S3 | E2/E3 | 17- | | | | | |
| 8- | MC | 40 | PS | S3 | E2/E3 | 18- | | | | |
| 9- | MC | 50 | PS | S3 | E2/E3 | 19- | | | | |
| 10- | MC | 60 | PS | S3 | E2/E3 | 20- | | | | |

| Rep Hinw Fig Item Rif | Numéro Teil-Nr Numero Part-Nr Part-Nr | Désignation Bezeichnung Descripcion Description Descrizione | 1 | 2 | 3 | 4 | 5 | 6 | 7 | 8 | 9 | 10 | 11 | 12 | 13 | 14 | 15 | 16 | 17 | 18 | 19 | 20 | |
|-----------------------------------|---|---|---|---|---|---|---|---|---|---|---|----|----|----|----|----|----|----|----|----|----|----|--|
| 93 | 63582F203071 | Rondelle Arandela Rondella - Unterlegscheibe - Washer - | 4 | 4 | 4 | 4 | | | 4 | | | | | 4 | | | | | | | | | |
| 98 | 90638F705971 | Chaîne, nue (59 Maillons) Cadena, sola (59 Eslabón) Catena, nudo (59 Maglie) - Kette, allein (59 Glied) - Chain, stripped (59 Link) - | 1 | 1 | 1 | 1 | | | 1 | | | | | 1 | | | | | | | | | |
| 99 | 631323280071 | Tendeur de chaîne Tensor de cadena Tenditore catena - Kettenspanner - Chain tightener - | 4 | 4 | 4 | 4 | | | 4 | | | | | 4 | | | | | | | | | |
| 100 | 631353280071 | Attache rapide Atadura rápida Innesto - Kettenschloss - Chain clip - | 8 | 8 | 8 | 8 | | | 8 | | | | | 8 | | | | | | | | | |
| 101 | 631313278071 | Chape de chaîne Abrazadera de cadena Forchetta di catena - Kettenhalterung - Chain anchor - | 4 | 4 | 4 | 4 | | | 4 | | | | | 4 | | | | | | | | | |
| 103 | 415728 | Fourche Horquilla Forca - Gabel - Fork - | 2 | 2 | 2 | 2 | | | | | | | | 2 | | | | | | | | | |
| 104 | 415727 | Fourche Horquilla Forca - Gabel - Fork - | | | | | | | 2 | | | | | | | | | | | | | | |
| 105 | 204382 | Levier Palanca Leva - Hebel - Lever - | 2 | 2 | 2 | 2 | | | 2 | | | | | 2 | | | | | | | | | |
| 106 | 175549 | Ressort Muelle Molla - Feder - Spring - | 2 | 2 | 2 | 2 | | | 2 | | | | | 2 | | | | | | | | | |
| 107 | 175551 | Goupille 5 x 25 E Pasador Spina - Stift - Pin - | 2 | 2 | 2 | 2 | | | 2 | | | | | 2 | | | | | | | | | |
| 108 | 204387 | Verrou Cerrojo Catenaccio - Riegel - Locker - | 2 | 2 | 2 | 2 | | | 2 | | | | | 2 | | | | | | | | | |

+

Catalogue : 647010

MAT TRIPLE A LEVEE LIBRE TOTALE (3,70 m à 7,00 m)
 DREIFACH HUBMAST TOTAL FREIANSTEIG
 MASTIL TRIPLE A LEVANTAMIENTO LIBRE TOTAL
 TRIPLE MAST TOTAL FREE LIFT
 RAMPA TRIPLEX A LEVATA LIBERA TOTALE

Qté-Menge-Cant-Qty-Q.ta

5 AB

41

M

| | | | | | | | | | | |
|-----|----|------|----|-------|-------|-----|------|-------|----|-------|
| 1- | M | 26-2 | S3 | E2/E3 | 11- | MC | 70 | PS | S3 | E2/E3 |
| 2- | M | 30-2 | S3 | E2/E3 | 12- | M-X | 30-4 | S3-E3 | | |
| 3- | M | 26-4 | S3 | E2/E3 | 13- | M-X | 50-4 | S3-E3 | | |
| 4- | M | 30-4 | S3 | E2/E3 | 14- | M-X | 70-2 | S3-E3 | | |
| 5- | M | 40-4 | S3 | E2/E3 | 15- | | | | | |
| 6- | M | 50-4 | S3 | E2/E3 | 16- | | | | | |
| 7- | MC | 30 | S3 | E2/E3 | 17- | | | | | |
| 8- | MC | 40 | PS | S3 | E2/E3 | 18- | | | | |
| 9- | MC | 50 | PS | S3 | E2/E3 | 19- | | | | |
| 10- | MC | 60 | PS | S3 | E2/E3 | 20- | | | | |

| Rep Hinw Fig Item Rif | Numéro Teil-Nr Numero Part-Nr Part-Nr | Désignation Bezeichnung Descripcion Description Descrizione | 1 | 2 | 3 | 4 | 5 | 6 | 7 | 8 | 9 | 10 | 11 | 12 | 13 | 14 | 15 | 16 | 17 | 18 | 19 | 20 |
|-----------------------------------|---|--|---|---|---|---|---|---|---|---|---|----|----|----|----|----|----|----|----|----|----|----|
| 109 | 62135F304271 | Axe de galet (droit) - Rollenachse (recht) Eje de rodillo (derecha) - Roller axle (R.H.) Perno di rullo (destro) - | 1 | 1 | 1 | 1 | | | 1 | | | | | 1 | | | | | | | | |
| 110 | 62136F304271 | Axe de galet - Rollenachse Eje de rodillo - Roller axle Perno rullo - | 1 | 1 | 1 | 1 | | | 1 | | | | | 1 | | | | | | | | |
| 111 | 90632F705771 | Chaîne complête (57 Maillons) - Kompletter kette (57 Glied) Cadena completa (57 Eslabón) - Complete chain (57 Link) Catena completo (57 Maglie) - | 2 | 2 | 2 | 2 | | | 2 | | | | | 2 | | | | | | | | |
| 120 | 90638F705571 | Chaîne, nue (55 Maillons) - Kette, allein (55 Glied) Cadena, sola (55 Eslabón) - Chain, stripped (55 Link) Catena, nudo (55 Maglie) - | 1 | 1 | 1 | 1 | | | 1 | | | | | 1 | | | | | | | | |
| 121 | 90632F706171 | Chaîne complête (61 Maillons) - Kompletter kette (61 Glied) Cadena completa (61 Eslabón) - Complete chain (61 Link) Catena completo (61 Maglie) - | 2 | 2 | 2 | 2 | | | 2 | | | | | 2 | | | | | | | | |
| 122 | 90632F706771 | Chaîne complête (67 Maillons) - Kompletter kette (67 Glied) Cadena completa (67 Eslabón) - Complete chain (67 Link) Catena completo (67 Maglie) - | 2 | 2 | 2 | 2 | | | 2 | | | | | 2 | | | | | | | | |
| 123 | 90632F707171 | Chaîne complête (71 Maillons) - Kompletter kette (71 Glied) Cadena completa (71 Eslabón) - Complete chain (71 Link) Catena completo (71 Maglie) - | 2 | 2 | 2 | 2 | | | 2 | | | | | 2 | | | | | | | | |
| 124 | 90632F706771 | Chaîne complête (67 Maillons) - Kompletter kette (67 Glied) Cadena completa (67 Eslabón) - Complete chain (67 Link) Catena completo (67 Maglie) - | 2 | 2 | 2 | 2 | | | 2 | | | | | 2 | | | | | | | | |
| 125 | 90632F707171 | Chaîne complête (71 Maillons) - Kompletter kette (71 Glied) Cadena completa (71 Eslabón) - Complete chain (71 Link) Catena completo (71 Maglie) - | 2 | 2 | 2 | 2 | | | 2 | | | | | 2 | | | | | | | | |
| 126 | 90632F707571 | Chaîne complête (75 Maillons) - Kompletter kette (75 Glied) Cadena completa (75 Eslabón) - Complete chain (75 Link) Catena completo (75 Maglie) - | 2 | 2 | 2 | 2 | | | 2 | | | | | 2 | | | | | | | | |
| 127 | 90632F708171 | Chaîne complête (81 Maillons) - Kompletter kette (81 Glied) Cadena completa (81 Eslabón) - Complete chain (81 Link) Catena completo (81 Maglie) - | 2 | 2 | 2 | 2 | | | 2 | | | | | 2 | | | | | | | | |

+

Catalogue : 647010

14

MAT TRIPLE A LEVEE LIBRE TOTALE (3,70 m à 7,00 m)
 DREIFACH HUBMAST TOTAL FREIANSTEIG
 MASTIL TRIPLE A LEVANTAMIENTO LIBRE TOTAL
 TRIPLE MAST TOTAL FREE LIFT
 RAMPA TRIPLEX A LEVATA LIBERA TOTALE

Qté-Menge-Cant-Qty-Q.ta

5 AB

41

M

| | | | | | | | | | | |
|-----|----|------|----|-------|-------|-----|------|-------|----|-------|
| 1- | M | 26-2 | S3 | E2/E3 | 11- | MC | 70 | PS | S3 | E2/E3 |
| 2- | M | 30-2 | S3 | E2/E3 | 12- | M-X | 30-4 | S3-E3 | | |
| 3- | M | 26-4 | S3 | E2/E3 | 13- | M-X | 50-4 | S3-E3 | | |
| 4- | M | 30-4 | S3 | E2/E3 | 14- | M-X | 70-2 | S3-E3 | | |
| 5- | M | 40-4 | S3 | E2/E3 | 15- | | | | | |
| 6- | M | 50-4 | S3 | E2/E3 | 16- | | | | | |
| 7- | MC | 30 | S3 | E2/E3 | 17- | | | | | |
| 8- | MC | 40 | PS | S3 | E2/E3 | 18- | | | | |
| 9- | MC | 50 | PS | S3 | E2/E3 | 19- | | | | |
| 10- | MC | 60 | PS | S3 | E2/E3 | 20- | | | | |

| Rep Hinw Fig Item Rif | Numéro Teil-Nr Numero Part-Nr Part-Nr | Désignation Bezeichnung Descripcion Description Descrizione | 1 | 2 | 3 | 4 | 5 | 6 | 7 | 8 | 9 | 10 | 11 | 12 | 13 | 14 | 15 | 16 | 17 | 18 | 19 | 20 | |
|-----------------------------------|---|--|---|---|---|---|---|---|---|---|---|----|----|----|----|----|----|----|----|----|----|----|--|
| 128 | 90632F708571 | Chaîne complète (85 Maillons) - Kompletter kette (85 Glied) Cadena completa (85 Eslabón) - Complete chain (85 Link) Catena completo (85 Maglie) - | 2 | 2 | 2 | 2 | | | 2 | | | | | 2 | | | | | | | | | |
| 129 | 90638F705971 | Chaîne, nue (59 Maillons) - Kette, allein (59 Glied) Cadena, sola (59 Eslabón) - Chain, stripped (59 Link) Catena, nudo (59 Maglie) - | 1 | 1 | 1 | 1 | | | 1 | | | | | 1 | | | | | | | | | |
| 130 | 90638F706571 | Chaîne, nue (65 Maillons) - Kette, allein (65 Glied) Cadena, sola (65 Eslabón) - Chain, stripped (65 Link) Catena, nudo (65 Maglie) - | 1 | 1 | 1 | 1 | | | 1 | | | | | 1 | | | | | | | | | |
| 131 | 90638F706971 | Chaîne, nue (69 Maillons) - Kette, allein (69 Glied) Cadena, sola (69 Eslabón) - Chain, stripped (69 Link) Catena, nudo (69 Maglie) - | 1 | 1 | 1 | 1 | | | 1 | | | | | 1 | | | | | | | | | |
| 132 | 90638F706571 | Chaîne, nue (65 Maillons) - Kette, allein (65 Glied) Cadena, sola (65 Eslabón) - Chain, stripped (65 Link) Catena, nudo (65 Maglie) - | 1 | 1 | 1 | 1 | | | 1 | | | | | 1 | | | | | | | | | |
| 133 | 90638F706971 | Chaîne, nue (69 Maillons) - Kette, allein (69 Glied) Cadena, sola (69 Eslabón) - Chain, stripped (69 Link) Catena, nudo (69 Maglie) - | 1 | 1 | 1 | 1 | | | 1 | | | | | 1 | | | | | | | | | |
| 134 | 90638F707371 | Chaîne, nue (73 Maillons) - Kette, allein (73 Glied) Cadena, sola (73 Eslabón) - Chain, stripped (73 Link) Catena, nudo (73 Maglie) - | 1 | 1 | 1 | 1 | | | 1 | | | | | 1 | | | | | | | | | |
| 135 | 90638F707971 | Chaîne, nue (79 Maillons) - Kette, allein (79 Glied) Cadena, sola (79 Eslabón) - Chain, stripped (79 Link) Catena, nudo (79 Maglie) - | 1 | 1 | 1 | 1 | | | 1 | | | | | 1 | | | | | | | | | |
| 136 | 90638F708371 | Chaîne, nue (83 Maillons) - Kette, allein (83 Glied) Cadena, sola (83 Eslabón) - Chain, stripped (83 Link) Catena, nudo (83 Maglie) - | 1 | 1 | 1 | 1 | | | 1 | | | | | 1 | | | | | | | | | |
| 137 | 90632F706571 | Chaîne complète (65 Maillons) - Kompletter kette (65 Glied) Cadena completa (65 Eslabón) - Complete chain (65 Link) Catena completo (65 Maglie) - | 2 | 2 | 2 | 2 | | | 2 | | | | | 2 | | | | | | | | | |
| 138 | 90632F707171 | Chaîne complète (71 Maillons) - Kompletter kette (71 Glied) Cadena completa (71 Eslabón) - Complete chain (71 Link) Catena completo (71 Maglie) - | 2 | 2 | 2 | 2 | | | 2 | | | | | 2 | | | | | | | | | |

+

Catalogue : 647010

15

MAT TRIPLE A LEVEE LIBRE TOTALE (3,70 m à 7,00 m)
 DREIFACH HUBMAST TOTAL FREIANSTEIG
 MASTIL TRIPLE A LEVANTAMIENTO LIBRE TOTAL
 TRIPLE MAST TOTAL FREE LIFT
 RAMPA TRIPLEX A LEVATA LIBERA TOTALE

Qté-Menge-Cant-Qty-Q.ta

5 AB

41

M

| | | | | | | | | | | |
|-----|----|------|----|-------|-------|-----|------|-------|----|-------|
| 1- | M | 26-2 | S3 | E2/E3 | 11- | MC | 70 | PS | S3 | E2/E3 |
| 2- | M | 30-2 | S3 | E2/E3 | 12- | M-X | 30-4 | S3-E3 | | |
| 3- | M | 26-4 | S3 | E2/E3 | 13- | M-X | 50-4 | S3-E3 | | |
| 4- | M | 30-4 | S3 | E2/E3 | 14- | M-X | 70-2 | S3-E3 | | |
| 5- | M | 40-4 | S3 | E2/E3 | 15- | | | | | |
| 6- | M | 50-4 | S3 | E2/E3 | 16- | | | | | |
| 7- | MC | 30 | S3 | E2/E3 | 17- | | | | | |
| 8- | MC | 40 | PS | S3 | E2/E3 | 18- | | | | |
| 9- | MC | 50 | PS | S3 | E2/E3 | 19- | | | | |
| 10- | MC | 60 | PS | S3 | E2/E3 | 20- | | | | |

| Rep Hinw Fig Item Rif | Numéro Teil-Nr Numero Part-Nr Part-Nr | Désignation Bezeichnung Descripcion Description Descrizione | 1 | 2 | 3 | 4 | 5 | 6 | 7 | 8 | 9 | 10 | 11 | 12 | 13 | 14 | 15 | 16 | 17 | 18 | 19 | 20 | |
|-----------------------------------|---|--|---|---|---|---|---|---|---|---|---|----|----|----|----|----|----|----|----|----|----|----|--|
| 139 | 90632F707571 | Chaîne complète (75 Maillons) - Kompletter kette (75 Glied) Cadena completa (75 Eslabón) - Complete chain (75 Link) Catena completo (75 Maglie) - | 2 | 2 | 2 | 2 | | | 2 | | | | | 2 | | | | | | | | | |
| 140 | 90632F708171 | Chaîne complète (81 Maillons) - Kompletter kette (81 Glied) Cadena completa (81 Eslabón) - Complete chain (81 Link) Catena completo (81 Maglie) - | 2 | 2 | 2 | 2 | | | 2 | | | | | 2 | | | | | | | | | |
| 141 | 90632F708971 | Chaîne complète (89 Maillons) - Kompletter kette (89 Glied) Cadena completa (89 Eslabón) - Complete chain (89 Link) Catena completo (89 Maglie) - | 2 | 2 | 2 | 2 | | | 2 | | | | | 2 | | | | | | | | | |
| 142 | 90632F709771 | Chaîne complète (97 Maillons) - Kompletter kette (97 Glied) Cadena completa (97 Eslabón) - Complete chain (97 Link) Catena completo (97 Maglie) - | 2 | 2 | 2 | 2 | | | 2 | | | | | 2 | | | | | | | | | |
| 143 | 90632F710771 | Chaîne complète (107 Maillons) - Kompletter kette (107 Glied) Cadena completa (107 Eslabón) - Complete chain (107 Link) Catena completo (107 Maglie) - | 2 | 2 | 2 | 2 | | | 2 | | | | | 2 | | | | | | | | | |
| 144 | 90632F711771 | Chaîne complète (117 Maillons) - Kompletter kette (117 Glied) Cadena completa (117 Eslabón) - Complete chain (117 Link) Catena completo (117 Maglie) - | 2 | 2 | 2 | 2 | | | 2 | | | | | 2 | | | | | | | | | |
| 145 | 90638F706371 | Chaîne, nue (63 Maillons) - Kette, allein (63 Glied) Cadena, sola (63 Eslabón) - Chain, stripped (63 Link) Catena, nudo (63 Maglie) - | 1 | 1 | 1 | 1 | | | 1 | | | | | 1 | | | | | | | | | |
| 146 | 90638F706971 | Chaîne, nue (69 Maillons) - Kette, allein (69 Glied) Cadena, sola (69 Eslabón) - Chain, stripped (69 Link) Catena, nudo (69 Maglie) - | 1 | 1 | 1 | 1 | | | 1 | | | | | 1 | | | | | | | | | |
| 147 | 90638F707371 | Chaîne, nue (73 Maillons) - Kette, allein (73 Glied) Cadena, sola (73 Eslabón) - Chain, stripped (73 Link) Catena, nudo (73 Maglie) - | 1 | 1 | 1 | 1 | | | 1 | | | | | 1 | | | | | | | | | |
| 148 | 90638F707971 | Chaîne, nue (79 Maillons) - Kette, allein (79 Glied) Cadena, sola (79 Eslabón) - Chain, stripped (79 Link) Catena, nudo (79 Maglie) - | 1 | 1 | 1 | 1 | | | 1 | | | | | 1 | | | | | | | | | |
| 149 | 90638F708771 | Chaîne, nue (87 Maillons) - Kette, allein (87 Glied) Cadena, sola (87 Eslabón) - Chain, stripped (87 Link) Catena, nudo (87 Maglie) - | 1 | 1 | 1 | 1 | | | 1 | | | | | 1 | | | | | | | | | |

+

Catalogue : 647010

16

MAT TRIPLE A LEVEE LIBRE TOTALE (3,70 m à 7,00 m)
 DREIFACH HUBMAST TOTAL FREIANSTEIG
 MASTIL TRIPLE A LEVANTAMIENTO LIBRE TOTAL
 TRIPLE MAST TOTAL FREE LIFT
 RAMPA TRIPLEX A LEVATA LIBERA TOTALE

Qté-Menge-Cant-Qty-Q.ta

5 AB

41

M

- | | |
|-----------------------|-----------------------|
| 1- M 26-2 S3 E2/E3 | 11- MC 70 PS S3 E2/E3 |
| 2- M 30-2 S3 E2/E3 | 12- M-X 30-4 S3-E3 |
| 3- M 26-4 S3 E2/E3 | 13- M-X 50-4 S3-E3 |
| 4- M 30-4 S3 E2/E3 | 14- M-X 70-2 S3-E3 |
| 5- M 40-4 S3 E2/E3 | 15- |
| 6- M 50-4 S3 E2/E3 | 16- |
| 7- MC 30 S3 E2/E3 | 17- |
| 8- MC 40 PS S3 E2/E3 | 18- |
| 9- MC 50 PS S3 E2/E3 | 19- |
| 10- MC 60 PS S3 E2/E3 | 20- |

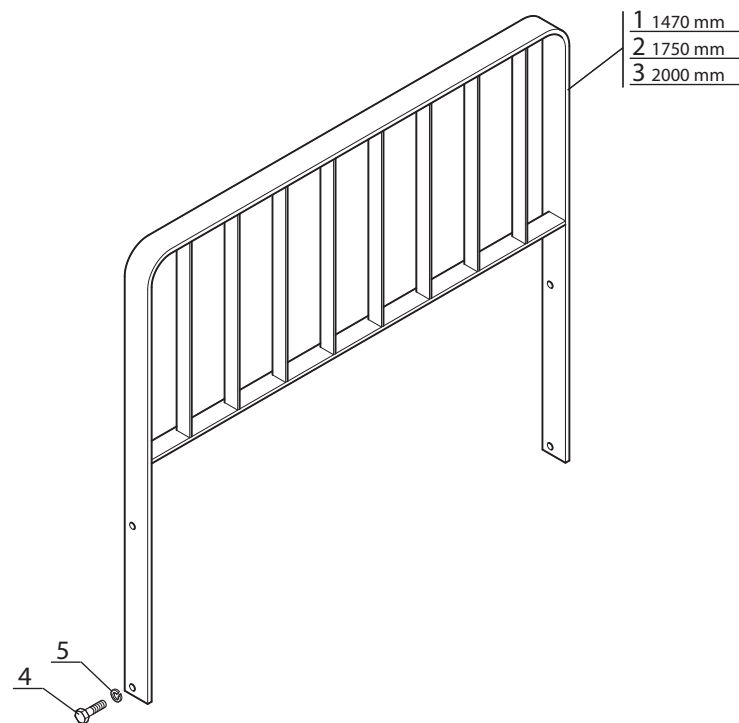
| Rep Hinw Fig Item Rif | Numéro Teil-Nr Numero Part-Nr Part-Nr | Désignation Bezeichnung Descripcion Descrizione |
|-----------------------------------|---|--|
| 150 | 90638F709571 | Chaîne, nue (95 Maillons) - Kette, allein (95 Glied) Cadena, sola (95 Eslabón) - Chain, stripped (95 Link) Catena, nudo (95 Maglie) - |
| 151 | 90638F710571 | Chaîne, nue (105 Maillons) - Kette, allein (105 Glied) Cadena, sola (105 Eslabón) - Chain, stripped (105 Link) Catena, nudo (105 Maglie) - |
| 152 | 90638F711571 | Chaîne, nue (115 Maillons) - Kette, allein (115 Glied) Cadena, sola (115 Eslabón) - Chain, stripped (115 Link) Catena, nudo (115 Maglie) - |

| 1 | 2 | 3 | 4 | 5 | 6 | 7 | 8 | 9 | 10 | 11 | 12 | 13 | 14 | 15 | 16 | 17 | 18 | 19 | 20 |
|---|---|---|---|---|---|---|---|---|----|----|----|----|----|----|----|----|----|----|----|
| 1 | 1 | 1 | 1 | | | 1 | | | | | 1 | | | | | | | | |
| 1 | 1 | 1 | 1 | | | 1 | | | | | 1 | | | | | | | | |
| 1 | 1 | 1 | 1 | | | 1 | | | | | 1 | | | | | | | | |

5 AC 10

DOSSERET DE CHARGE
RÜCKLEHNETRAGLAST
COSTILLA DE CARGA
BACK LOAD REST
SPONDA DI CARICO

M 26-2 S.3 / M 30-2 S.3
M 26-4 S.3 / M 30-4 S.3
MC 30 S.3 / M-X 30-4 S.3



Catalogue : 647010

1

DOSSERET DE CHARGE
RÜCKLEHNETRAGLAST
COSTILLA DE CARGA
BACK LOAD REST
SPONDA DI CARICO

Qté-Menge-Cant-Qty-Q.ta

5 AC

10

M

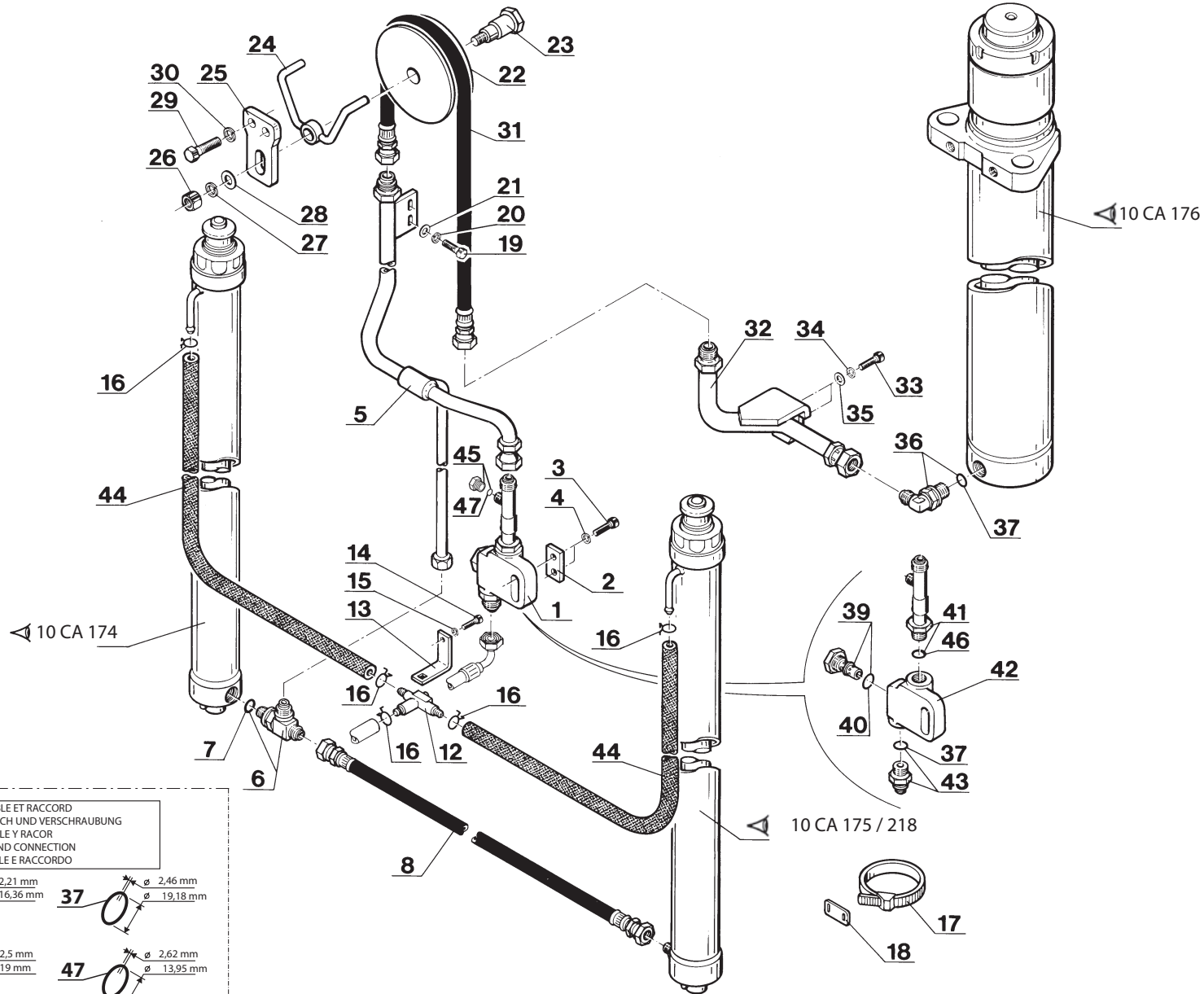
| | |
|-----------------------|-----------------------|
| 1- M 26-2 S3 E2/E3 | 11- MC 70 PS S3 E2/E3 |
| 2- M 30-2 S3 E2/E3 | 12- M-X 30-4 S3-E3 |
| 3- M 26-4 S3 E2/E3 | 13- M-X 50-4 S3-E3 |
| 4- M 30-4 S3 E2/E3 | 14- M-X 70-2 S3-E3 |
| 5- M 40-4 S3 E2/E3 | 15- |
| 6- M 50-4 S3 E2/E3 | 16- |
| 7- MC 30 S3 E2/E3 | 17- |
| 8- MC 40 PS S3 E2/E3 | 18- |
| 9- MC 50 PS S3 E2/E3 | 19- |
| 10- MC 60 PS S3 E2/E3 | 20- |

| Rep Hinw Fig Item Rif | Numéro Teil-Nr Numero Part-Nr Part-Nr | Désignation Bezeichnung Descripcion Description Descrizione | | | | | | | | | | | | | | | | | | | | |
|-----------------------------------|---|--|---|---|---|---|---|---|---|---|---|----|----|----|----|----|----|----|----|----|----|----|
| | | | 1 | 2 | 3 | 4 | 5 | 6 | 7 | 8 | 9 | 10 | 11 | 12 | 13 | 14 | 15 | 16 | 17 | 18 | 19 | 20 |
| 1 | 63807F303071 | Dosseret de charge, nu (1470 mm) Rücklehnmetraglast, allein Costilla de carga, solo - Back load rest, stripped Sponda di carico, nudo - | 1 | 1 | 1 | 1 | | | | 1 | | | | | | | | 1 | | | | |
| 2 | 221606 | Dosseret de charge, nu (1750 mm) Rücklehnmetraglast, allein Costilla de carga, solo - Back load rest, stripped Sponda di carico, nudo - | 1 | 1 | 1 | 1 | | | | 1 | | | | | | | | 1 | | | | |
| 3 | 221607 | Dosseret de charge, nu (2000 mm) Rücklehnmetraglast, allein Costilla de carga, solo - Back load rest, stripped Sponda di carico, nudo - | 1 | 1 | 1 | 1 | | | | 1 | | | | | | | | 1 | | | | |
| 4 | 53514 | Vis H,M14-150- 35-8.8-ZN8/C - Schraube Tornillo - Screw Vite - | 4 | 4 | 4 | 4 | | | | 4 | | | | | | | | 4 | | | | |
| 5 | 42256 | Rondelle W14 ZN - Unterlegscheibe Arandela - Washer Rondella - | 4 | 4 | 4 | 4 | | | | 4 | | | | | | | | 4 | | | | |

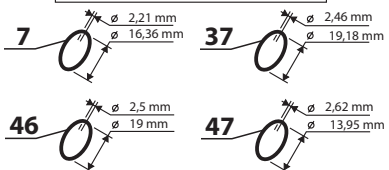
10 AC 48

HYDRAULIQUE (Branchement, vérin d'élévation)
 HYDRAULIK (Rohranschluss, hubzylinder)
 HIDRAULICO (Derivación, cilindro de elevación)
 HYDRAULIC (Branch connection, lifting cylinder)
 IDRAULICO (Diramazione, cilindro di sollevamento)

M 26-2 S.3 / M 30-2 S.3
 M 26-4 S.3 / M 30-4 S.3
 MC 30 S.3 / M-X 30-4 S.3



POUR FLEXIBLE ET RACCORD
 FÜR SCHLAUCH UND VERSCHRAUBUNG
 PARA FLEXIBLE Y RACOR
 FOR HOSE AND CONNECTION
 PER FLESSIBILE E RACCORDO



Catalogue : 647010

Qté-Menge-Cant-Qty-Q.ta

10 AC

48

M

1

HYDRAULIQUE (Branchement vérin d'élévation)
 HYDRAULIK (Rohranschluss hubzylinder)
 HIDRAULICO (Derivación cilindro de elevación)
 HYDRAULIC (Branch connection lifting cylinder)
 IDRAULICO (Divamazione cilindro di sollevamento)

1- M 26-2 S3 E2/E3
 2- M 30-2 S3 E2/E3
 3- M 26-4 S3 E2/E3
 4- M 30-4 S3 E2/E3
 5- M 40-4 S3 E2/E3
 6- M 50-4 S3 E2/E3
 7- MC 30 S3 E2/E3
 8- MC 40 PS S3 E2/E3
 9- MC 50 PS S3 E2/E3
 10- MC 60 PS S3 E2/E3
 11- MC 70 PS S3 E2/E3
 12- M-X 30-4 S3-E3
 13- M-X 50-4 S3-E3
 14- M-X 70-2 S3-E3
 15-
 16-
 17-
 18-
 19-
 20-

| Rep Hinw Fig Item Rif | Numéro Teil-Nr Numero Part-Nr Part-Nr | Désignation Bezeichnung Descripcion Description Descrizione | 1 | 2 | 3 | 4 | 5 | 6 | 7 | 8 | 9 | 10 | 11 | 12 | 13 | 14 | 15 | 16 | 17 | 18 | 19 | 20 | |
|-----------------------------------|---|---|---|---|---|---|---|---|---|---|---|----|----|----|----|----|----|----|----|----|----|----|--|
| 1 | 68410F310071 | Régulateur Regulador Regolatore - Regler - Regulator - | 1 | 1 | 1 | 1 | | | 1 | | | | | 1 | | | | | | | | | |
| 2 | 654532072071 | Plaque de fixation Placa de fijación Piastra di fissaggio - Befestigung Platte - Fastening plate - | 1 | 1 | 1 | 1 | | | 1 | | | | | 1 | | | | | | | | | |
| 3 | 9155281045 | Vis Tornillo Vite - Schraube - Screw - | 2 | 2 | 2 | 2 | | | 2 | | | | | 2 | | | | | | | | | |
| 4 | 42232 | Rondelle W10 ZN Arandela Rondella - Unterlegscheibe - Washer - | 2 | 2 | 2 | 2 | | | 2 | | | | | 2 | | | | | | | | | |
| 5 | 231111 | Tube Tubo Tubo - Rohr - Tube - | 1 | 1 | 1 | 1 | | | 1 | | | | | 1 | | | | | | | | | |
| 6 | 90407F190171 | Raccord Racor Raccordo - Verschraubung - Connection - | 1 | 1 | 1 | 1 | | | 1 | | | | | 1 | | | | | | | | | |
| 7 | 190015 | Joint torique Junta tórica Anello OR - "0" ring - "0" ring - | X | X | X | X | | | X | | | | | X | | | | | | | | | |
| 8 | 218651 | Flexible (Lg 550) Flexible Flessibile - Schlauch - Hose - | 1 | 1 | 1 | 1 | | | 1 | | | | | 1 | | | | | | | | | |
| 12 | 681992360071 | Tubulure de retour Tobera de retorno Tubo introduzione ritorno - Rückleitung - Return pipe - | 1 | 1 | 1 | 1 | | | 1 | | | | | 1 | | | | | | | | | |
| 13 | 209531 | Support Soporte Supporto - Träger - Bracket - | 1 | 1 | 1 | 1 | | | 1 | | | | | 1 | | | | | | | | | |
| 14 | 42347 | Vis H,M 8- 20-8.8-ZN8/C Tornillo Vite - Schraube - Screw - | 1 | 1 | 1 | 1 | | | 1 | | | | | 1 | | | | | | | | | |

+

Catalogue : 647010

2

HYDRAULIQUE (Branchement vérin d'élévation)
 HYDRAULIK (Rohranschluss hubzylinder)
 HIDRAULICO (Derivación cilindro de elevación)
 HYDRAULIC (Branch connection lifting cylinder)
 IDRAULICO (Divamazione cilindro di sollevamento)

Qté-Menge-Cant-Qty-Q.ta

10 AC

48

M

1- M 26-2 S3 E2/E3 11- MC 70 PS S3 E2/E3
 2- M 30-2 S3 E2/E3 12- M-X 30-4 S3-E3
 3- M 26-4 S3 E2/E3 13- M-X 50-4 S3-E3
 4- M 30-4 S3 E2/E3 14- M-X 70-2 S3-E3
 5- M 40-4 S3 E2/E3 15-
 6- M 50-4 S3 E2/E3 16-
 7- MC 30 S3 E2/E3 17-
 8- MC 40 PS S3 E2/E3 18-
 9- MC 50 PS S3 E2/E3 19-
 10- MC 60 PS S3 E2/E3 20-

| Rep Hinw Fig Item Rif | Número Teil-Nr Numero Part-Nr Part-Nr | Désignation Bezeichnung Descripcion Description Descrizione | 1 | 2 | 3 | 4 | 5 | 6 | 7 | 8 | 9 | 10 | 11 | 12 | 13 | 14 | 15 | 16 | 17 | 18 | 19 | 20 | |
|-----------------------------------|---|---|---|--|---|---|---|---|---|---|---|----|----|----|----|----|----|----|----|----|----|----|--|
| 15 | 42325 | Rondelle W 8 ZN Arandela Rondella | - | Unterlegscheibe - Washer - | 1 | 1 | 1 | 1 | | | | | | 1 | | | | | | | | | |
| 16 | 211071 | Collier Abrazadera Fascetta | - | Spannschelle - Clamp - | 5 | 5 | 5 | 5 | | 5 | | | | 5 | | | | | | | | | |
| 17 | 206182 | Collier Abrazadera Fascetta | - | Spannschelle - Clamp - | 4 | 4 | 4 | 4 | | 4 | | | | 4 | | | | | | | | | |
| 18 | 206181 | Plaquette Placa Piastrina | - | Platte - Plate - | 4 | 4 | 4 | 4 | | 4 | | | | 4 | | | | | | | | | |
| 19 | 164436 | Vis H,M10-125- 20-8.8-ZN8/C Tornillo Vite | - | Schraube - Screw - | 2 | 2 | 2 | 2 | | 2 | | | | 2 | | | | | | | | | |
| 20 | 42232 | Rondelle W10 ZN Arandela Rondella | - | Unterlegscheibe - Washer - | 2 | 2 | 2 | 2 | | 2 | | | | 2 | | | | | | | | | |
| 21 | 29437 | Rondelle M 10 ZN Arandela Rondella | - | Unterlegscheibe - Washer - | 2 | 2 | 2 | 2 | | 2 | | | | 2 | | | | | | | | | |
| 22 | 213013 | Poulie Polea Puleggia | - | Riemen - Pulley - | 1 | 1 | 1 | 1 | | 1 | | | | 1 | | | | | | | | | |
| 23 | 211159 | Axe de poulie Eje de polea Perno di puleggia | - | Riemenachse - Pulley axle - | 1 | 1 | 1 | 1 | | 1 | | | | 1 | | | | | | | | | |
| 24 | 211161 | Guide Guía Guida | - | Führungs - Guide - | 1 | 1 | 1 | 1 | | 1 | | | | 1 | | | | | | | | | |
| 25 | 211160 | Support poulie Soporte polea Supporto puleggia | - | Riemen träger - Bracket pulley - | 1 | 1 | 1 | 1 | | 1 | | | | 1 | | | | | | | | | |

+

Catalogue : 647010

3

HYDRAULIQUE (Branchement vérin d'élévation)
 HYDRAULIK (Rohranschluss hubzylinder)
 HIDRAULICO (Derivación cilindro de elevación)
 HYDRAULIC (Branch connection lifting cylinder)
 IDRAULICO (Divamazione cilindro di sollevamento)

Qté-Menge-Cant-Qty-Q.ta

10 AC

48

M

| | |
|-----------------------|-----------------------|
| 1- M 26-2 S3 E2/E3 | 11- MC 70 PS S3 E2/E3 |
| 2- M 30-2 S3 E2/E3 | 12- M-X 30-4 S3-E3 |
| 3- M 26-4 S3 E2/E3 | 13- M-X 50-4 S3-E3 |
| 4- M 30-4 S3 E2/E3 | 14- M-X 70-2 S3-E3 |
| 5- M 40-4 S3 E2/E3 | 15- |
| 6- M 50-4 S3 E2/E3 | 16- |
| 7- MC 30 S3 E2/E3 | 17- |
| 8- MC 40 PS S3 E2/E3 | 18- |
| 9- MC 50 PS S3 E2/E3 | 19- |
| 10- MC 60 PS S3 E2/E3 | 20- |

| Rep Hinw Fig Item Rif | Numéro Teil-Nr Numero Part-Nr Part-Nr | Désignation Bezeichnung Descripcion Description Descrizione | | | | | | | | | | | | | | | | | | | | |
|-----------------------------------|---|---|---|---|---|---|---|---|---|---|---|----|----|----|----|----|----|----|----|----|----|----|
| | | | 1 | 2 | 3 | 4 | 5 | 6 | 7 | 8 | 9 | 10 | 11 | 12 | 13 | 14 | 15 | 16 | 17 | 18 | 19 | 20 |
| 26 | 32847 | Ecrou Hm, M14 P150 C05 ZN..C - Mutter Tuerca - Nut Dado - | 1 | 1 | 1 | 1 | | | | 1 | | | | | | | | 1 | | | | |
| 27 | 42256 | Rondelle W14 ZN - Unterlegscheibe Arandela - Washer Rondella - | 1 | 1 | 1 | 1 | | | | 1 | | | | | | | | 1 | | | | |
| 28 | 61680 | Rondelle M 14 ZN - Unterlegscheibe Arandela - Washer Rondella - | 1 | 1 | 1 | 1 | | | | 1 | | | | | | | | 1 | | | | |
| 29 | 403358 | Vis H,M12-125- 25-8.8-ZN8/C - Schraube Tornillo - Screw Vite - | 2 | 2 | 2 | 2 | | | | 2 | | | | | | | | 2 | | | | |
| 30 | 42231 | Rondelle W12 ZN - Unterlegscheibe Arandela - Washer Rondella - | 2 | 2 | 2 | 2 | | | | 2 | | | | | | | | 2 | | | | |
| 31 | 96365F518971 | Flexible (Lg 1890) - Schlauch Flexible - Hose Flessibile - | 1 | 1 | 1 | 1 | | | | 1 | | | | | | | | 1 | | | | |
| 31 | 96365F520871 | Flexible (Lg 2080) - Schlauch Flexible - Hose Flessibile - | 1 | 1 | 1 | 1 | | | | 1 | | | | | | | | 1 | | | | |
| 31 | 96365F523771 | Flexible (Lg 2370) - Schlauch Flexible - Hose Flessibile - | 1 | 1 | 1 | 1 | | | | 1 | | | | | | | | 1 | | | | |
| 31 | 96365F525771 | Flexible (Lg 2570) - Schlauch Flexible - Hose Flessibile - | 1 | 1 | 1 | 1 | | | | 1 | | | | | | | | 1 | | | | |
| 31 | 96365F528771 | Flexible (Lg 2870) - Schlauch Flexible - Hose Flessibile - | 1 | 1 | 1 | 1 | | | | 1 | | | | | | | | 1 | | | | |
| 31 | 96365F532571 | Flexible (Lg 3250) - Schlauch Flexible - Hose Flessibile - | 1 | 1 | 1 | 1 | | | | 1 | | | | | | | | 1 | | | | |

+

Catalogue : 647010

4

HYDRAULIQUE (Branchement vérin d'élévation)
 HYDRAULIK (Rohranschluss hubzylinder)
 HIDRAULICO (Derivación cilindro de elevación)
 HYDRAULIC (Branch connection lifting cylinder)
 IDRAULICO (Divamazione cilindro di sollevamento)

Qté-Menge-Cant-Qty-Q.ta

10 AC

48

M

1- M 26-2 S3 E2/E3 11- MC 70 PS S3 E2/E3
 2- M 30-2 S3 E2/E3 12- M-X 30-4 S3-E3
 3- M 26-4 S3 E2/E3 13- M-X 50-4 S3-E3
 4- M 30-4 S3 E2/E3 14- M-X 70-2 S3-E3
 5- M 40-4 S3 E2/E3 15-
 6- M 50-4 S3 E2/E3 16-
 7- MC 30 S3 E2/E3 17-
 8- MC 40 PS S3 E2/E3 18-
 9- MC 50 PS S3 E2/E3 19-
 10- MC 60 PS S3 E2/E3 20-

| Rep Hinw Fig Item Rif | Numéro Teil-Nr Numero Part-Nr Part-Nr | Désignation Bezeichnung Descripcion Description Descrizione | 1 | 2 | 3 | 4 | 5 | 6 | 7 | 8 | 9 | 10 | 11 | 12 | 13 | 14 | 15 | 16 | 17 | 18 | 19 | 20 | |
|-----------------------------------|---|---|---|-------------------------------------|---|---|---|---|---|---|---|----|----|----|----|----|----|----|----|----|----|----|--|
| 31 | 96365F537271 | Flexible (Lg 3720) Flexible Flessibile | - | Schlauch Hose - | 1 | 1 | 1 | 1 | | | | | | 1 | | | | | | | | | |
| 31 | 96365F542071 | Flexible (Lg 4200) Flexible Flessibile | - | Schlauch Hose - | 1 | 1 | 1 | 1 | | | | | | 1 | | | | | | | | | |
| 31 | 96365F547071 | Flexible (Lg 4700) Flexible Flessibile | - | Schlauch Hose - | 1 | 1 | 1 | 1 | | | | | | 1 | | | | | | | | | |
| 32 | 218807 | Tube Tubo Tubo | - | Rohr Tube - | 1 | 1 | 1 | 1 | | | | | | 1 | | | | | | | | | |
| 33 | 403357 | Vis H,M10-125- 25-8.8-ZN8/C Tornillo Vite | - | Schraube Screw - | 2 | 2 | 2 | 2 | | | | | | 2 | | | | | | | | | |
| 34 | 42232 | Rondelle W10 ZN Arandela Rondella | - | Unterlegscheibe Washer - | 2 | 2 | 2 | 2 | | | | | | 2 | | | | | | | | | |
| 35 | 29437 | Rondelle M 10 ZN Arandela Rondella | - | Unterlegscheibe Washer - | 2 | 2 | 2 | 2 | | | | | | 2 | | | | | | | | | |
| 36 | 96431F155571 | Raccord Coudé 90° Orientable Racor Raccordo | - | Verschraubung Connection - | 1 | 1 | 1 | 1 | | | | | | 1 | | | | | | | | | |
| 37 | 48905 | Joint torique Junta torica Anello OR | - | "O" ring "O" ring - | X | X | X | X | | | | | | X | | | | | | | | | |
| 39 | 650103386071 | Ralentisseur de débit Válvula de restricción Regolatore di flusso | - | Druckregler Flow restrictor - | 1 | 1 | 1 | 1 | | | | | | 1 | | | | | | | | | |
| 40 | 967110302471 | Joint torique Junta tórica Anello OR | - | "O" ring "O" ring - | 1 | 1 | 1 | 1 | | | | | | 1 | | | | | | | | | |

+

Catalogue : 647010

5

HYDRAULIQUE (Branchement vérin d'élévation)
 HYDRAULIK (Rohranschluss hubzylinder)
 HIDRAULICO (Derivación cilindro de elevación)
 HYDRAULIC (Branch connection lifting cylinder)
 IDRAULICO (Divamazione cilindro di sollevamento)

Qté-Menge-Cant-Qty-Q.ta

10 AC

48

M

| | |
|-----------------------|-----------------------|
| 1- M 26-2 S3 E2/E3 | 11- MC 70 PS S3 E2/E3 |
| 2- M 30-2 S3 E2/E3 | 12- M-X 30-4 S3-E3 |
| 3- M 26-4 S3 E2/E3 | 13- M-X 50-4 S3-E3 |
| 4- M 30-4 S3 E2/E3 | 14- M-X 70-2 S3-E3 |
| 5- M 40-4 S3 E2/E3 | 15- |
| 6- M 50-4 S3 E2/E3 | 16- |
| 7- MC 30 S3 E2/E3 | 17- |
| 8- MC 40 PS S3 E2/E3 | 18- |
| 9- MC 50 PS S3 E2/E3 | 19- |
| 10- MC 60 PS S3 E2/E3 | 20- |

| Rep Hinw Fig Item Rif | Numéro Teil-Nr Numero Part-Nr Part-Nr | Désignation Bezeichnung Descripcion Description Descrizione | | | | | | | | | | | | | | | | | | | | |
|-----------------------------------|---|---|--------------------------------------|---|---|---|---|---|---|---|---|----|----|----|----|----|----|----|----|----|----|----|
| | | | 1 | 2 | 3 | 4 | 5 | 6 | 7 | 8 | 9 | 10 | 11 | 12 | 13 | 14 | 15 | 16 | 17 | 18 | 19 | 20 |
| 41 | 904072172171 | Raccord Racor Raccordo | - Verschraubung - Connection - | 1 | 1 | 1 | 1 | | | | 1 | | | | | | | 1 | | | | |
| 42 | 684113362071 | Valve Válvula Valvola | - Ventil - Valve - | 1 | 1 | 1 | 1 | | | | 1 | | | | | | | 1 | | | | |
| 43 | 964211155571 | Raccord Racor Raccordo | - Verschraubung - Connection - | 1 | 1 | 1 | 1 | | | | 1 | | | | | | | 1 | | | | |
| 44 | 203153 | Durit (Lg 1300) Tubo flexible Manicotto | - Schlauch - Hose - | 2 | 2 | 2 | 2 | | | | 2 | | | | | | | 2 | | | | |
| 44 | 203155 | Durit (Lg 1550) Tubo flexible Manicotto | - Schlauch - Hose - | 2 | 2 | 2 | 2 | | | | 2 | | | | | | | 2 | | | | |
| 44 | 203156 | Durit (Lg 1650) Tubo flexible Manicotto | - Schlauch - Hose - | 2 | 2 | 2 | 2 | | | | 2 | | | | | | | 2 | | | | |
| 44 | 203157 | Durit (Lg 1800) Tubo flexible Manicotto | - Schlauch - Hose - | 2 | 2 | 2 | 2 | | | | 2 | | | | | | | 2 | | | | |
| 44 | 203307 | Durit (Lg 1250) Tubo flexible Manicotto | - Schlauch - Hose - | 2 | 2 | 2 | 2 | | | | 2 | | | | | | | 2 | | | | |
| 44 | 203308 | Durit (Lg 1400) Tubo flexible Manicotto | - Schlauch - Hose - | 2 | 2 | 2 | 2 | | | | 2 | | | | | | | 2 | | | | |
| 44 | 203309 | Durit (Lg 1950) Tubo flexible Manicotto | - Schlauch - Hose - | 2 | 2 | 2 | 2 | | | | 2 | | | | | | | 2 | | | | |
| 44 | 207557 | Durit (Lg 2550) Tubo flexible Manicotto | - Schlauch - Hose - | 2 | 2 | 2 | 2 | | | | 2 | | | | | | | 2 | | | | |

+

Catalogue : 647010

6

HYDRAULIQUE (Branchement vérin d'élévation)
 HYDRAULIK (Rohranschluss hubzylinder)
 HIDRAULICO (Derivación cilindro de elevación)
 HYDRAULIC (Branch connection lifting cylinder)
 IDRAULICO (Divamazione cilindro di sollevamento)

Qté-Menge-Cant-Qty-Q.ta

10 AC

48

M

- | | |
|-----------------------|-----------------------|
| 1- M 26-2 S3 E2/E3 | 11- MC 70 PS S3 E2/E3 |
| 2- M 30-2 S3 E2/E3 | 12- M-X 30-4 S3-E3 |
| 3- M 26-4 S3 E2/E3 | 13- M-X 50-4 S3-E3 |
| 4- M 30-4 S3 E2/E3 | 14- M-X 70-2 S3-E3 |
| 5- M 40-4 S3 E2/E3 | 15- |
| 6- M 50-4 S3 E2/E3 | 16- |
| 7- MC 30 S3 E2/E3 | 17- |
| 8- MC 40 PS S3 E2/E3 | 18- |
| 9- MC 50 PS S3 E2/E3 | 19- |
| 10- MC 60 PS S3 E2/E3 | 20- |

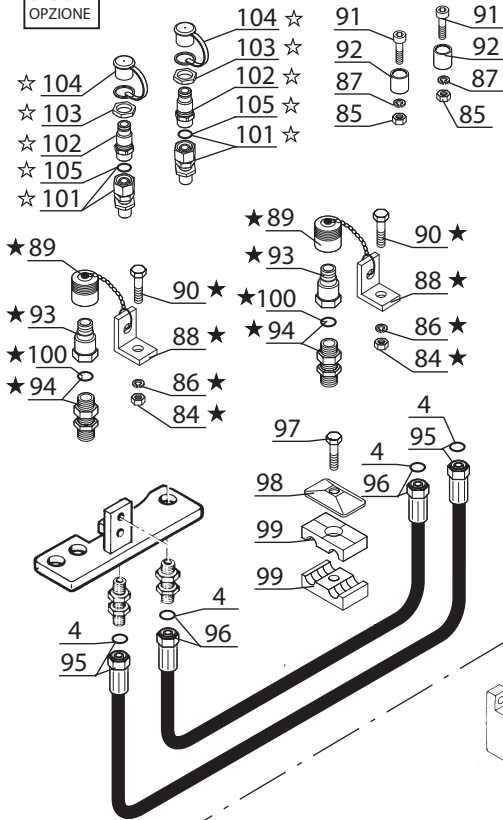
| Rep Hinw Fig Item Rif | Numéro Teil-Nr Numero Part-Nr Part-Nr | Désignation Bezeichnung Descripcion Description Descrizione | | | | | | | | | | | | | | | | | | | | |
|-----------------------------------|---|---|-------------------------|---|---|---|---|---|---|---|---|----|----|----|----|----|----|----|----|----|----|----|
| | | | 1 | 2 | 3 | 4 | 5 | 6 | 7 | 8 | 9 | 10 | 11 | 12 | 13 | 14 | 15 | 16 | 17 | 18 | 19 | 20 |
| 44 | 210613 | Durit (Lg 2200) Tubo flexible Manicotto | - Schlauch | | | | | | | | | | | | | | | | | | | |
| | | | - Hose | | | | | | | | | | | | | | | | | | | |
| | | | - | | | | | | | | | | | | | | | | | | | |
| 45 | 232829 | Raccord bouchon Racor tapón Raccordo tappo | - Stopfen verschraubung | | | | | | | | | | | | | | | | | | | |
| | | | - Plug connection | | | | | | | | | | | | | | | | | | | |
| | | | - | | | | | | | | | | | | | | | | | | | |
| 46 | 967710201071 | Joint Junta Guarnizióne | - Dichtung | | | | | | | | | | | | | | | | | | | |
| | | | - Seal | | | | | | | | | | | | | | | | | | | |
| | | | - | | | | | | | | | | | | | | | | | | | |
| 47 | 49733 | Joint torique Junta tórica Anello OR | - "O" ring | | | | | | | | | | | | | | | | | | | |
| | | | - "O" ring | | | | | | | | | | | | | | | | | | | |
| | | | - | | | | | | | | | | | | | | | | | | | |

10 AD 108

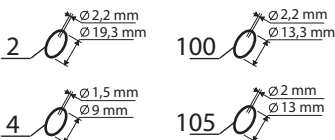
KIT HYDRAULIQUE ACCESSOIRE 3ème ELEMENT (Double effet)
 KIT 3er ELEMENT ZUBEHOR HYDRAULIK (Doppeltwirkend)
 KIT HIDRAULICO ACCESSORIO 3ro ELEMENTO (Doble efecto)
 3rd ELEMENT ATTACHMENT HYDRAULIC KIT (Double-acting)
 KIT IDRAULICO ACCESSORIO 3 ELEMENTO (Doppio effetto)

M 26-2 S.3 / M 30-2 S.3
 M 26-4 S.3 / M 30-4 S.3
 MC 30 S.3 / M-X 30-4 S.3

OPTION
 OPCION
 OPZIONE

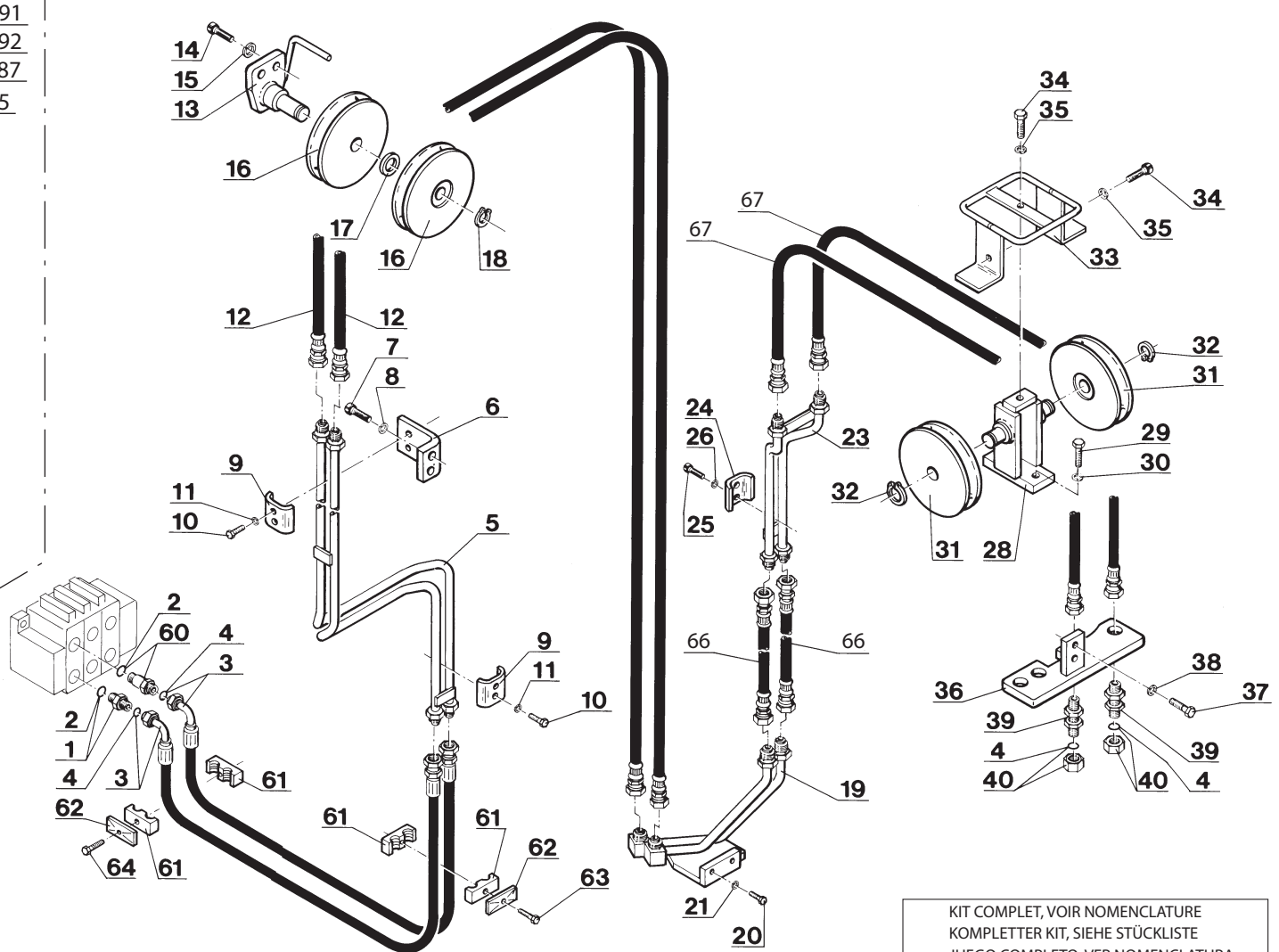


POUR FLEXIBLE ET RACCORD
 FÜR SCHLAUCH UND VERSCHRAUBUNG
 PARA FLEXIBLE Y RACOR
 FOR HOSE AND CONNECTION
 PER FLESSIBILE E RACCORDO



★ 1er MONTAGE
 1ste MONTAGE
 1ro MONTAJE
 1st MOUNTING
 1mo MONTAGGIO

☆ 2ème MONTAGE
 2te MONTAGE
 2do MONTAJE
 2nd MOUNTING
 2do MONTAGGIO



KIT COMPLET, VOIR NOMENCLATURE
 KOMPLATTER KIT, SIEHE STÜCKLISTE
 JUEGO COMPLETO, VER NOMENCLATURA
 COMPLETE KIT, SEE NOMENCLATURA
 KIT COMPLETO, VEDERE NOMENCLATURA

Rep - Hinw - Fig - Item - Sequenza

65

Catalogue : 647010

5

KIT HYDRAULIQUE ACCESSOIRE 3ème ELEMENT (Double effet)
 KIT 3er ELEMENT ZUBEHOR HYDRAULIK (Doppelt wirkend)
 KIT HIDRAULICO ACCESORIO 3ro ELEMENTO (Doble efecto)
 3rd ELEMENT ATTACHMENT HYDRAULIC KIT (Double-acting)
 KIT IDRAULICO ACCESSORIO 3 ELEMENTO (Doppio effetto)

Qté-Menge-Cant-Qty-Q.ta

10 AD

108

M

| | | | | | | | | | | |
|-----|----|------|----|-------|-------|-----|------|-------|----|-------|
| 1- | M | 26-2 | S3 | E2/E3 | 11- | MC | 70 | PS | S3 | E2/E3 |
| 2- | M | 30-2 | S3 | E2/E3 | 12- | M-X | 30-4 | S3-E3 | | |
| 3- | M | 26-4 | S3 | E2/E3 | 13- | M-X | 50-4 | S3-E3 | | |
| 4- | M | 30-4 | S3 | E2/E3 | 14- | M-X | 70-2 | S3-E3 | | |
| 5- | M | 40-4 | S3 | E2/E3 | 15- | | | | | |
| 6- | M | 50-4 | S3 | E2/E3 | 16- | | | | | |
| 7- | MC | 30 | S3 | E2/E3 | 17- | | | | | |
| 8- | MC | 40 | PS | S3 | E2/E3 | 18- | | | | |
| 9- | MC | 50 | PS | S3 | E2/E3 | 19- | | | | |
| 10- | MC | 60 | PS | S3 | E2/E3 | 20- | | | | |

| Rep Hinw Fig Item Rif | Número Teil-Nr Numero Part-Nr Part-Nr | Désignation Bezeichnung Descripcion Description Descrizione | 1 | 2 | 3 | 4 | 5 | 6 | 7 | 8 | 9 | 10 | 11 | 12 | 13 | 14 | 15 | 16 | 17 | 18 | 19 | 20 | |
|-----------------------------------|---|---|---|---|---|---|---|---|---|---|---|----|----|----|----|----|----|----|----|----|----|----|--|
| 39 | 203467 | Raccord Union Passe-cloison - Verschraubung Racor - Connection Raccordo - | 2 | 2 | 2 | 2 | | | 2 | | | | | 2 | | | | | | | | | |
| 40 | 168781 | Bouchon - Stopfen Tapón - Plug Tappo - | 2 | 2 | 2 | 2 | | | 2 | | | | | 2 | | | | | | | | | |
| 60 | 168906 | Raccord Union Prolongateur - Verschraubung Racor - Connection Raccordo - | 1 | 1 | 1 | 1 | | | 1 | | | | | 1 | | | | | | | | | |
| 61 | 168758 | Demi-collier - Halb-klemme Media abrazadera - Half-clamp Fascetta - | 4 | 4 | 4 | 4 | | | 4 | | | | | 4 | | | | | | | | | |
| 62 | 168494 | Plaque de protection - Schützplatte Placa de protección - Protection plate Piastra di protezione - | 2 | 2 | 2 | 2 | | | 2 | | | | | 2 | | | | | | | | | |
| 63 | 58530 | Vis H,M 8- 45-8.8-ZN8/C - Schraube Tornillo - Screw Vite - | 1 | 1 | 1 | 1 | | | 1 | | | | | 1 | | | | | | | | | |
| 64 | 61323 | Vis H,M 8- 35-8.8-ZN8/C - Schraube Tornillo - Screw Vite - | 1 | 1 | 1 | 1 | | | 1 | | | | | 1 | | | | | | | | | |
| 65 | 570115 | Kit hydraulique accessoire complet (mât 3,70 m) Kompletter kit zübehor hydraulik (hubmast 3,70 m) Kit hidraulico accesorio completo (mástil 3,70 m) Complete attachment hydraulic kit (mast 3,70 m) Kit idraulico accesorio completo (rampa 3,70 m) | 1 | 1 | 1 | 1 | | | 1 | | | | | 1 | | | | | | | | | |
| 65 | 570116 | Kit hydraulique accessoire complet (mât 4,00 m) Kompletter kit zübehor hydraulik (hubmast 4,00 m) Kit hidraulico accesorio completo (mástil 4,00 m) Complete attachment hydraulic kit (mast 4,00 m) Kit idraulico accesorio completo (rampa 4,00 m) | 1 | 1 | 1 | 1 | | | 1 | | | | | 1 | | | | | | | | | |
| 65 | 570117 | Kit hydraulique accessoire complet (mât 4,30 m) Kompletter kit zübehor hydraulik (hubmast 4,30 m) Kit hidraulico accesorio completo (mástil 4,30 m) Complete attachment hydraulic kit (mast 4,30 m) Kit idraulico accesorio completo (rampa 4,30 m) | 1 | 1 | 1 | 1 | | | 1 | | | | | 1 | | | | | | | | | |

+

Catalogue : 647010

| 6 | KIT HYDRAULIQUE ACCESSOIRE 3ème ELEMENT (Double effet) KIT 3er ELEMENT ZUBEHOR HYDRAULIK (Doppelt wirkend) KIT HIDRAULICO ACCESORIO 3ro ELEMENTO (Doble efecto) 3rd ELEMENT ATTACHMENT HYDRAULIC KIT (Double-acting) KIT IDRAULICO ACCESSORIO 3 ELEMENTO (Doppio effetto) | | | Qté-Menge-Cant-Qty-Q.ta | | | | | | | | | | | | | | | | 10 AD | 108 | M | | |
|----|---|---|---|-------------------------|---|---|---|---|---|---|---|---|----|----|----|----|----|----|----|-------|-----|----|----|--|
| | Rep Hinw Fig Item Rif | Numéro Teil-Nr Numero Part-Nr Part-Nr | Désignation Bezeichnung Description Description | 1 | 2 | 3 | 4 | 5 | 6 | 7 | 8 | 9 | 10 | 11 | 12 | 13 | 14 | 15 | 16 | 17 | 18 | 19 | 20 | |
| 65 | 570118 | Kit hydraulique accessoire complet (mât 4,70 m) Kompletter kit zübehör hydraulik (hubmast 4,70 m) Kit hidraulico accesorio completo (mástil 4,70 m) Complete attachment hydraulic kit (mast 4,70 m) Kit idraulico accesorio completo (rampa 4,70 m) | 1 | 1 | 1 | 1 | | | | 1 | | | | | 1 | | | | | | | | | |
| 65 | 570119 | Kit hydraulique accessoire complet (mât 5,00 m) Kompletter kit zübehör hydraulik (hubmast 5,00 m) Kit hidraulico accesorio completo (mástil 5,00 m) Complete attachment hydraulic kit (mast 5,00 m) Kit idraulico accesorio completo (rampa 5,00 m) | 1 | 1 | 1 | 1 | | | | 1 | | | | | 1 | | | | | | | | | |
| 65 | 570120 | Kit hydraulique accessoire complet (mât 5,50 m) Kompletter kit zübehör hydraulik (hubmast 5,50 m) Kit hidraulico accesorio completo (mástil 5,50 m) Complete attachment hydraulic kit (mast 5,50 m) Kit idraulico accesorio completo (rampa 5,50 m) | 1 | 1 | 1 | 1 | | | | 1 | | | | | 1 | | | | | | | | | |
| 65 | 570121 | Kit hydraulique accessoire complet (mât 6,00 m) Kompletter kit zübehör hydraulik (hubmast 6,00 m) Kit hidraulico accesorio completo (mástil 6,00 m) Complete attachment hydraulic kit (mast 6,00 m) Kit idraulico accesorio completo (rampa 6,00 m) | 1 | 1 | 1 | 1 | | | | 1 | | | | | 1 | | | | | | | | | |
| 65 | 570122 | Kit hydraulique accessoire complet (mât 6,50 m) Kompletter kit zübehör hydraulik (hubmast 6,50 m) Kit hidraulico accesorio completo (mástil 6,50 m) Complete attachment hydraulic kit (mast 6,50 m) Kit idraulico accesorio completo (rampa 6,50 m) | 1 | 1 | 1 | 1 | | | | 1 | | | | | 1 | | | | | | | | | |
| 65 | 570123 | Kit hydraulique accessoire complet (mât 7,00 m) Kompletter kit zübehör hydraulik (hubmast 7,00 m) Kit hidraulico accesorio completo (mástil 7,00 m) Complete attachment hydraulic kit (mast 7,00 m) Kit idraulico accesorio completo (rampa 7,00 m) | 1 | 1 | 1 | 1 | | | | 1 | | | | | 1 | | | | | | | | | |
| 66 | 96363F304271 | Flexible (Lg 420) - Schlauch Flexible - Hose Flessibile - | 2 | 2 | 2 | 2 | | | | 2 | | | | | 2 | | | | | | | | | |
| 66 | 96363F306871 | Flexible (Lg 680) - Schlauch Flexible - Hose Flessibile - | 2 | 2 | 2 | 2 | | | | 2 | | | | | 2 | | | | | | | | | |

+

Catalogue : 647010

7

KIT HYDRAULIQUE ACCESSOIRE 3ème ELEMENT (Double effet)
 KIT 3er ELEMENT ZUBEHOR HYDRAULIK (Doppelt wirkend)
 KIT HIDRAULICO ACCESORIO 3ro ELEMENTO (Doble efecto)
 3rd ELEMENT ATTACHMENT HYDRAULIC KIT (Double-acting)
 KIT IDRAULICO ACCESSORIO 3 ELEMENTO (Doppio effetto)

| Qté-Menge-Cant-Qty-Q.ta | | | | | | | | | | 10 AD | 108 | |
|-------------------------|----|------|----|-------|-------|-----|------|-------|----|-------|-----|--|
| 1- | M | 26-2 | S3 | E2/E3 | 11- | MC | 70 | PS | S3 | E2/E3 | | |
| 2- | M | 30-2 | S3 | E2/E3 | 12- | M-X | 30-4 | S3-E3 | | | | |
| 3- | M | 26-4 | S3 | E2/E3 | 13- | M-X | 50-4 | S3-E3 | | | | |
| 4- | M | 30-4 | S3 | E2/E3 | 14- | M-X | 70-2 | S3-E3 | | | | |
| 5- | M | 40-4 | S3 | E2/E3 | 15- | | | | | | | |
| 6- | M | 50-4 | S3 | E2/E3 | 16- | | | | | | | |
| 7- | MC | 30 | S3 | E2/E3 | 17- | | | | | | | |
| 8- | MC | 40 | PS | S3 | E2/E3 | 18- | | | | | | |
| 9- | MC | 50 | PS | S3 | E2/E3 | 19- | | | | | | |
| 10- | MC | 60 | PS | S3 | E2/E3 | 20- | | | | | | |

M

| Rep Hinw Fig Item Rif | Numéro Teil-Nr Numero Part-Nr Part-Nr | Désignation Bezeichnung Descripcion Description Descrizione | 1 | 2 | 3 | 4 | 5 | 6 | 7 | 8 | 9 | 10 | 11 | 12 | 13 | 14 | 15 | 16 | 17 | 18 | 19 | 20 | |
|-----------------------------------|---|---|---|-----------------------|---|---|---|---|---|---|---|----|----|----|----|----|----|----|----|----|----|----|--|
| 66 | 96363F307571 | Flexible (Lg 750) Flexible Flessibile | - | Schlauch - Hose | | | | | 2 | | | | | 2 | | | | | | | | | |
| 66 | 96363F309071 | Flexible (Lg 900) Flexible Flessibile | - | Schlauch - Hose | | | | | 2 | | | | | 2 | | | | | | | | | |
| 66 | 96363F310571 | Flexible (Lg 1050) Flexible Flessibile | - | Schlauch - Hose | | | | | 2 | | | | | 2 | | | | | | | | | |
| 66 | 96363F311571 | Flexible (Lg 1150) Flexible Flessibile | - | Schlauch - Hose | | | | | 2 | | | | | 2 | | | | | | | | | |
| 67 | 211863 | Flexible (Lg 1650) Flexible Flessibile | - | Schlauch - Hose | | | | | 2 | | | | | 2 | | | | | | | | | |
| 67 | 96363F313071 | Flexible (Lg 1300) Flexible Flessibile | - | Schlauch - Hose | | | | | 2 | | | | | 2 | | | | | | | | | |
| 67 | 96363F314071 | Flexible (Lg 1400) Flexible Flessibile | - | Schlauch - Hose | | | | | 2 | | | | | 2 | | | | | | | | | |
| 67 | 96363F315571 | Flexible (Lg 1550) Flexible Flessibile | - | Schlauch - Hose | | | | | 2 | | | | | 2 | | | | | | | | | |
| 67 | 96363F317571 | Flexible (Lg 1750) Flexible Flessibile | - | Schlauch - Hose | | | | | 2 | | | | | 2 | | | | | | | | | |
| 67 | 96363F318571 | Flexible (Lg 1850) Flexible Flessibile | - | Schlauch - Hose | | | | | 2 | | | | | 2 | | | | | | | | | |
| 67 | 96363F320071 | Flexible (Lg 2000) Flexible Flessibile | - | Schlauch - Hose | | | | | 2 | | | | | 2 | | | | | | | | | |

+

Catalogue : 647010

8

KIT HYDRAULIQUE ACCESSOIRE 3ème ELEMENT (Double effet)
 KIT 3er ELEMENT ZUBEHOR HYDRAULIK (Doppelt wirkend)
 KIT HIDRAULICO ACCESORIO 3ro ELEMENTO (Doble efecto)
 3rd ELEMENT ATTACHMENT HYDRAULIC KIT (Double-acting)
 KIT IDRAULICO ACCESSORIO 3 ELEMENTO (Doppio effetto)

Qté-Menge-Cant-Qty-Q.ta

10 AD

108

M

1- M 26-2 S3 E2/E3 11- MC 70 PS S3 E2/E3
 2- M 30-2 S3 E2/E3 12- M-X 30-4 S3-E3
 3- M 26-4 S3 E2/E3 13- M-X 50-4 S3-E3
 4- M 30-4 S3 E2/E3 14- M-X 70-2 S3-E3
 5- M 40-4 S3 E2/E3 15-
 6- M 50-4 S3 E2/E3 16-
 7- MC 30 S3 E2/E3 17-
 8- MC 40 PS S3 E2/E3 18-
 9- MC 50 PS S3 E2/E3 19-
 10- MC 60 PS S3 E2/E3 20-

| Rep Hinw Fig Item Rif | Numéro Teil-Nr Numero Part-Nr Part-Nr | Désignation Bezeichnung Descripcion Description Descrizione | | | | | | | | | | | | | | | | | | | | |
|-----------------------------------|---|--|---|---|---|---|---|---|---|---|---|----|----|----|----|----|----|----|----|----|----|----|
| | | | 1 | 2 | 3 | 4 | 5 | 6 | 7 | 8 | 9 | 10 | 11 | 12 | 13 | 14 | 15 | 16 | 17 | 18 | 19 | 20 |
| 84 | 25714 | Ecrou H ,M 6 ZN Tuerca Dado - Mutter - Nut - | 1 | 1 | 1 | 1 | | | | 1 | | | | | | | | 1 | | | | |
| 85 | 58528 | Ecrou H ,M 8 ZN Tuerca Dado - Mutter - Nut - | 2 | 2 | 2 | 2 | | | | 2 | | | | | | | | 2 | | | | |
| 86 | 42316 | Rondelle W 6 ZN Arandela Rondella - Unterlegscheibe - Washer - | 1 | 1 | 1 | 1 | | | | 1 | | | | | | | | 1 | | | | |
| 87 | 42325 | Rondelle W 8 ZN Arandela Rondella - Unterlegscheibe - Washer - | 2 | 2 | 2 | 2 | | | | 2 | | | | | | | | 2 | | | | |
| 88 | 77254 | Support Soporte Supporto - Träger - Bracket - | 1 | 1 | 1 | 1 | | | | 1 | | | | | | | | 1 | | | | |
| 89 | 192039 | Bouchon Tapón Tappo - Stopfen - Plug - | 2 | 2 | 2 | 2 | | | | 2 | | | | | | | | 2 | | | | |
| 90 | 46668 | Vis H,M 6- 20-8.8-ZN5/C Tornillo Vite - Schraube - Screw - | 1 | 1 | 1 | 1 | | | | 1 | | | | | | | | 1 | | | | |
| 91 | 26957 | Vis CHc,M 8- 35 zinguée Tornillo Vite - Schraube - Screw - | 2 | 2 | 2 | 2 | | | | 2 | | | | | | | | 2 | | | | |
| 92 | 192453 | Bouchon Tapón Tappo - Stopfen - Plug - | 2 | 2 | 2 | 2 | | | | 2 | | | | | | | | 2 | | | | |
| 93 | 192038 | Raccord rapide mâle Racor rapido macho Raccordo maschio - Verschraubung männl. - Quick male union - | 2 | 2 | 2 | 2 | | | | 2 | | | | | | | | 2 | | | | |
| 94 | 169787 | Raccord Union Passe-cloison Racor Raccordo - Verschraubung - Connection - | 2 | 2 | 2 | 2 | | | | 2 | | | | | | | | 2 | | | | |

+

Catalogue : 647010

9

KIT HYDRAULIQUE ACCESSOIRE 3ème ELEMENT (Double effet)
 KIT 3er ELEMENT ZUBEHOR HYDRAULIK (Doppelt wirkend)
 KIT HIDRAULICO ACCESORIO 3ro ELEMENTO (Doble efecto)
 3rd ELEMENT ATTACHMENT HYDRAULIC KIT (Double-acting)
 KIT IDRAULICO ACCESSORIO 3 ELEMENTO (Doppio effetto)

Qté-Menge-Cant-Qty-Q.ta

10 AD

108

M

| | |
|-----------------------|-----------------------|
| 1- M 26-2 S3 E2/E3 | 11- MC 70 PS S3 E2/E3 |
| 2- M 30-2 S3 E2/E3 | 12- M-X 30-4 S3-E3 |
| 3- M 26-4 S3 E2/E3 | 13- M-X 50-4 S3-E3 |
| 4- M 30-4 S3 E2/E3 | 14- M-X 70-2 S3-E3 |
| 5- M 40-4 S3 E2/E3 | 15- |
| 6- M 50-4 S3 E2/E3 | 16- |
| 7- MC 30 S3 E2/E3 | 17- |
| 8- MC 40 PS S3 E2/E3 | 18- |
| 9- MC 50 PS S3 E2/E3 | 19- |
| 10- MC 60 PS S3 E2/E3 | 20- |

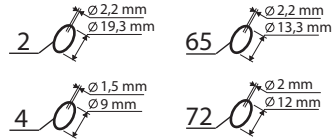
| Rep Hinw Fig Item Rif | Numéro Teil-Nr Numero Part-Nr Part-Nr | Désignation Bezeichnung Descripcion Description Descrizione | Qté-Menge-Cant-Qty-Q.ta | | | | | | | | | | | | | | | | | | | |
|-----------------------------------|---|---|-------------------------|---|---|---|---|---|---|---|---|----|----|----|----|----|----|----|----|----|----|----|
| | | | 1 | 2 | 3 | 4 | 5 | 6 | 7 | 8 | 9 | 10 | 11 | 12 | 13 | 14 | 15 | 16 | 17 | 18 | 19 | 20 |
| 95 | 191880 | Flexible (Lg 800) Flexible Flessibile - Schlauch - Hose - | 1 | 1 | 1 | 1 | | | | | 1 | | | | | | | 1 | | | | |
| 96 | 191052 | Flexible (Lg 750) Flexible Flessibile - Schlauch - Hose - | 1 | 1 | 1 | 1 | | | | | 1 | | | | | | | 1 | | | | |
| 97 | 61323 | Vis H,M 8- 35-8.8-ZN8/C Tornillo Vite - Schraube - Screw - | 2 | 2 | 2 | 2 | | | | | 2 | | | | | | | 2 | | | | |
| 98 | 168494 | Plaque de protection Placa de protección Piastra di protezione - Schutzplatte - Protection plate - | 2 | 2 | 2 | 2 | | | | | 2 | | | | | | | 2 | | | | |
| 99 | 168758 | Demi-collier Media abrazadera Fascetta - Halb-klemme - Half-clamp - | 4 | 4 | 4 | 4 | | | | | 4 | | | | | | | 4 | | | | |
| 100 | 169436 | Joint torique Junta tórica Anello OR - "0" ring - "0" ring - | X | X | X | X | | | | | X | | | | | | | X | | | | |
| 101 | 268140 | Raccord Racor Raccordo - Verschraubung - Connection - | 2 | 2 | 2 | 2 | | | | | 2 | | | | | | | 2 | | | | |
| 102 | 261397 | Raccord Rapide Passe-cloison Racor Raccordo passaparete - Verschraubung - Connection - | 2 | 2 | 2 | 2 | | | | | 2 | | | | | | | 2 | | | | |
| 103 | 401668 | Ecrou H ,M24x150-ZN.C-P.CLOISON Mutter Tuerca Dado - Nut - | 2 | 2 | 2 | 2 | | | | | 2 | | | | | | | 2 | | | | |
| 104 | 261398 | Bouchon Tapón Tappo - Stopfen - Plug - | 2 | 2 | 2 | 2 | | | | | 2 | | | | | | | 2 | | | | |
| 105 | 219457 | Joint torique Junta tórica Anello OR - "0" ring - "0" ring - | X | X | X | X | | | | | X | | | | | | | X | | | | |

10 AD 109

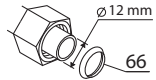
KIT HYDRAULIQUE ACCESSOIRE 4éme ELEMENT (Double effet)
 KIT 4er ELEMENT ZUBEHOR HYDRAULIK (Doppeltwirkend)
 KIT HIDRAULICO ACCESSORIO 4ro ELEMENTO (Doble efecto)
 4rd ELEMENT ATTACHMENT HYDRAULIC KIT (Double-acting)
 KIT IDRAULICO ACCESSORIO 4 ELEMENTO (Doppio effetto)

M 26-2 S.3 / M 30-2 S.3
M 26-4 S.3 / M 30-4 S.3
MC 30 S.3 / M-X 30-4 S.3

POUR FLEXIBLE ET RACCORD
 FÜR SCHLAUCH UND VERSCHRAUBUNG
 PARA FLEXIBLE Y RACOR
 FOR HOSE AND CONNECTION
 PER FLESSIBILE E RACCORDO



POUR TUBE - FÜR ROHR
 PARA TUBO - FOR TUBE
 PER TUBO

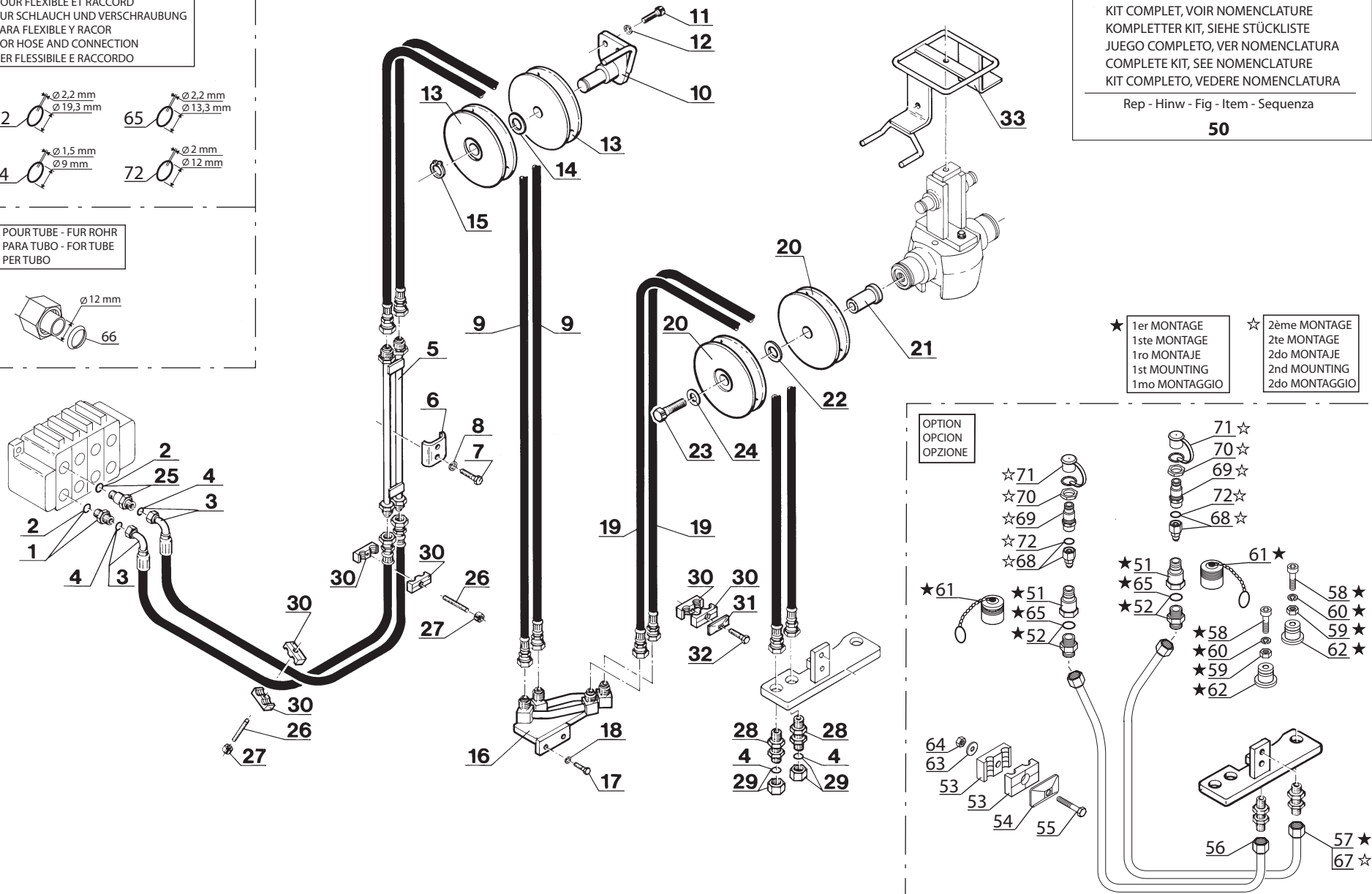


KIT COMPLET, VOIR NOMENCLATURE
 KOMPLETTER KIT, SIEHE STÜCKLISTE
 JUEGO COMPLETO, VER NOMENCLATURA
 COMPLETE KIT, SEE NOMENCLATURE
 KIT COMPLETO, VEDERE NOMENCLATURA

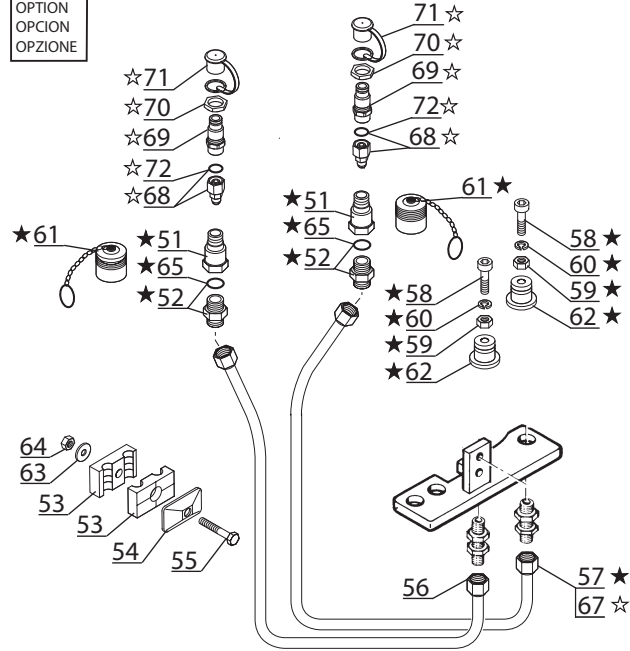
Rep - Hinw - Fig - Item - Sequenza

50

- | | |
|---|---|
| ★ 1er MONTAGE 1ste MONTAGE 1ro MONTAJE 1st MOUNTING 1mo MONTAGGIO | ☆ 2ème MONTAGE 2te MONTAGE 2do MONTAJE 2nd MOUNTING 2do MONTAGGIO |
|---|---|



OPTION
 OPCION
 OPZIONE



Catalogue : 647010

1

KIT HYDRAULIQUE ACCESSOIRE 4ème ELEMENT (Double effet)
 KIT 4tr ELEMENT ZUBEHOR HYDRAULIK (Doppeltwirkend)
 KIT HIDRAULICO ACCESORIO 4to ELEMENTO (Doble efecto)
 4th ELEMENT ATTACHMENT HYDRAULIC KIT (Double-acting)
 KIT IDRAULICO ACCESSORIO 4 ELEMENTO (Doppio effetto)

Qté-Menge-Cant-Qty-Q.ta

10 AD

109

M

1- M 26-2 S3 E2/E3 11- MC 70 PS S3 E2/E3
 2- M 30-2 S3 E2/E3 12- M-X 30-4 S3-E3
 3- M 26-4 S3 E2/E3 13- M-X 50-4 S3-E3
 4- M 30-4 S3 E2/E3 14- M-X 70-2 S3-E3
 5- M 40-4 S3 E2/E3 15-
 6- M 50-4 S3 E2/E3 16-
 7- MC 30 S3 E2/E3 17-
 8- MC 40 PS S3 E2/E3 18-
 9- MC 50 PS S3 E2/E3 19-
 10- MC 60 PS S3 E2/E3 20-

| Rep Hinw Fig Item Rif | Número Teil-Nr Numero Part-Nr Part-Nr | Désignation Bezeichnung Descripcion Description Descrizione | 1 | 2 | 3 | 4 | 5 | 6 | 7 | 8 | 9 | 10 | 11 | 12 | 13 | 14 | 15 | 16 | 17 | 18 | 19 | 20 | |
|-----------------------------------|---|---|---|---|---|---|---|---|---|---|---|----|----|----|----|----|----|----|----|----|----|----|--|
| 1 | 173038 | Raccord Union Racor Raccordo - Verschraubung - Connection - | 1 | 1 | 1 | 1 | | | 1 | | | | | 1 | | | | | | | | | |
| 2 | 169373 | Joint torique Junta tórica Anello OR - "0" ring - "0" ring - | X | X | X | X | | | X | | | | | X | | | | | | | | | |
| 3 | 219962 | Flexible (Lg 1850) Flexible Flessibile - Schlauch - Hose - | 2 | 2 | 2 | 2 | | | 2 | | | | | 2 | | | | | | | | | |
| 4 | 190874 | Joint torique Junta tórica Anello OR - "0" ring - "0" ring - | X | X | X | X | | | X | | | | | X | | | | | | | | | |
| 5 | 220831 | Tube Tubo Tubo - Rohr - Tube - | 1 | 1 | 1 | 1 | | | 1 | | | | | 1 | | | | | | | | | |
| 6 | 68724F203071 | Bride Flangia Flangia - Brida - Flange - | 1 | 1 | 1 | 1 | | | 1 | | | | | 1 | | | | | | | | | |
| 7 | 57446 | Vis H,M 8- 25-8.8-ZN8/C Tornillo Vite - Schraube - Screw - | 2 | 2 | 2 | 2 | | | 2 | | | | | 2 | | | | | | | | | |
| 8 | 42325 | Rondelle W 8 ZN Arandela Rondella - Unterlegscheibe - Washer - | 2 | 2 | 2 | 2 | | | 2 | | | | | 2 | | | | | | | | | |
| 9 | 211865 | Flexible (Lg 2600) Flexible Flessibile - Schlauch - Hose - | 2 | 2 | 2 | 2 | | | 2 | | | | | 2 | | | | | | | | | |
| 9 | 211867 | Flexible (Lg 3100) Flexible Flessibile - Schlauch - Hose - | 2 | 2 | 2 | 2 | | | 2 | | | | | 2 | | | | | | | | | |
| 9 | 211869 | Flexible (Lg 3400) Flexible Flessibile - Schlauch - Hose - | 2 | 2 | 2 | 2 | | | 2 | | | | | 2 | | | | | | | | | |

+

Catalogue : 647010

4

KIT HYDRAULIQUE ACCESSOIRE 4ème ELEMENT (Double effet)
 KIT 4tr ELEMENT ZUBEHOR HYDRAULIK (Doppeltwirkend)
 KIT HIDRAULICO ACCESORIO 4to ELEMENTO (Doble efecto)
 4th ELEMENT ATTACHMENT HYDRAULIC KIT (Double-acting)
 KIT IDRAULICO ACCESSORIO 4 ELEMENTO (Doppio effetto)

Qté-Menge-Cant-Qty-Q.ta

10 AD

109

M

| | | | | | | | | | | |
|-----|----|------|----|-------|-------|-----|------|-------|----|-------|
| 1- | M | 26-2 | S3 | E2/E3 | 11- | MC | 70 | PS | S3 | E2/E3 |
| 2- | M | 30-2 | S3 | E2/E3 | 12- | M-X | 30-4 | S3-E3 | | |
| 3- | M | 26-4 | S3 | E2/E3 | 13- | M-X | 50-4 | S3-E3 | | |
| 4- | M | 30-4 | S3 | E2/E3 | 14- | M-X | 70-2 | S3-E3 | | |
| 5- | M | 40-4 | S3 | E2/E3 | 15- | | | | | |
| 6- | M | 50-4 | S3 | E2/E3 | 16- | | | | | |
| 7- | MC | 30 | S3 | E2/E3 | 17- | | | | | |
| 8- | MC | 40 | PS | S3 | E2/E3 | 18- | | | | |
| 9- | MC | 50 | PS | S3 | E2/E3 | 19- | | | | |
| 10- | MC | 60 | PS | S3 | E2/E3 | 20- | | | | |

| Rep Hinw Fig Item Rif | Numéro Teil-Nr Numero Part-Nr Part-Nr | Désignation Bezeichnung Descripcion Description Descrizione | | | | | | | | | | | | | | | | | | | | | | | | | |
|-----------------------------------|---|---|--|---|---|---|---|---|---|---|---|----|----|----|----|----|----|----|----|----|----|----|--|--|--|--|--|
| | | | 1 | 2 | 3 | 4 | 5 | 6 | 7 | 8 | 9 | 10 | 11 | 12 | 13 | 14 | 15 | 16 | 17 | 18 | 19 | 20 | | | | | |
| 19 | 96363F326571 | Flexible (Lg 2650) Flexible Flessibile | - Schlauch - Hose - | 2 | 2 | 2 | 2 | | | 2 | | | | | | | | 2 | | | | | | | | | |
| 19 | 96363F329071 | Flexible (Lg 2900) Flexible Flessibile | - Schlauch - Hose - | 2 | 2 | 2 | 2 | | | 2 | | | | | | | | 2 | | | | | | | | | |
| 20 | 213011 | Poulie Polea Puleggia | - Riemen - Pulley - | 2 | 2 | 2 | 2 | | | 2 | | | | | | | | 2 | | | | | | | | | |
| 21 | 211539 | Axe de poulie Eje de polea Perno di puleggia | - Riemenachse - Pulley axle - | 1 | 1 | 1 | 1 | | | 1 | | | | | | | | 1 | | | | | | | | | |
| 22 | 213021 | Rondelle SP 20,5x 30 x 1 Arandela Rondella | - Unterlegscheibe - Washer - | 1 | 1 | 1 | 1 | | | 1 | | | | | | | | 1 | | | | | | | | | |
| 23 | 61959 | Vis H,M12-125- 70/32-8.8-ZN8/C- Tornillo Vite | - Schraube - Screw - | 1 | 1 | 1 | 1 | | | 1 | | | | | | | | 1 | | | | | | | | | |
| 24 | 61678 | Rondelle L 12 ZN Arandela Rondella | - Unterlegscheibe - Washer - | 1 | 1 | 1 | 1 | | | 1 | | | | | | | | 1 | | | | | | | | | |
| 25 | 168906 | Raccord Union Prolongateur Racor Raccordo | - Verschraubung - Connection - | 1 | 1 | 1 | 1 | | | 1 | | | | | | | | 1 | | | | | | | | | |
| 26 | 55475 | Tige fileté M8 (Lg 90) Varilla fileteada Stelo filettato | - Schraubenspindel - Screwed spindle - | 2 | 2 | 2 | 2 | | | 2 | | | | | | | | 2 | | | | | | | | | |
| 27 | 58528 | Ecrou H ,M 8 ZN Tuerca Dado | - Mutter - Nut - | 2 | 2 | 2 | 2 | | | 2 | | | | | | | | 2 | | | | | | | | | |
| 28 | 203467 | Raccord Union Passe-cloison Racor Raccordo | - Verschraubung - Connection - | 2 | 2 | 2 | 2 | | | 2 | | | | | | | | 2 | | | | | | | | | |

+

Catalogue : 647010

5

KIT HYDRAULIQUE ACCESSOIRE 4ème ELEMENT (Double effet)
 KIT 4tr ELEMENT ZUBEHOR HYDRAULIK (Doppeltwirkend)
 KIT HIDRAULICO ACCESORIO 4to ELEMENTO (Doble efecto)
 4th ELEMENT ATTACHMENT HYDRAULIC KIT (Double-acting)
 KIT IDRAULICO ACCESSORIO 4 ELEMENTO (Doppio effetto)

| Qté-Menge-Cant-Qty-Q.ta | | | | | | | | | | 10 AD | 109 | | | |
|-------------------------|----|------|----|-------|-------|-----|------|----|----|-------|-----|--|--|--|
| 1- | M | 26-2 | S3 | E2/E3 | 11- | MC | 70 | PS | S3 | E2/E3 | | | | |
| 2- | M | 30-2 | S3 | E2/E3 | 12- | M-X | 30-4 | S3 | E3 | | | | | |
| 3- | M | 26-4 | S3 | E2/E3 | 13- | M-X | 50-4 | S3 | E3 | | | | | |
| 4- | M | 30-4 | S3 | E2/E3 | 14- | M-X | 70-2 | S3 | E3 | | | | | |
| 5- | M | 40-4 | S3 | E2/E3 | 15- | | | | | | | | | |
| 6- | M | 50-4 | S3 | E2/E3 | 16- | | | | | | | | | |
| 7- | MC | 30 | S3 | E2/E3 | 17- | | | | | | | | | |
| 8- | MC | 40 | PS | S3 | E2/E3 | 18- | | | | | | | | |
| 9- | MC | 50 | PS | S3 | E2/E3 | 19- | | | | | | | | |
| 10- | MC | 60 | PS | S3 | E2/E3 | 20- | | | | | | | | |

M

| Rep Hinw Fig Item Rif | Numéro Teil-Nr Numero Part-Nr Part-Nr | Désignation Bezeichnung Descripcion Description Descrizione | 1 | 2 | 3 | 4 | 5 | 6 | 7 | 8 | 9 | 10 | 11 | 12 | 13 | 14 | 15 | 16 | 17 | 18 | 19 | 20 | |
|-----------------------------------|---|--|---|---|---|---|---|---|---|---|---|----|----|----|----|----|----|----|----|----|----|----|--|
| 29 | 168781 | Bouchon Tapón Tappo - Stopfen - Plug - | 2 | 2 | 2 | 2 | | | 2 | | | | | 2 | | | | | | | | | |
| 30 | 168758 | Demi-collier Media abrazadera Fascetta - Halb-klemme - Half-clamp - | 6 | 6 | 6 | 6 | | | 6 | | | | | 6 | | | | | | | | | |
| 31 | 168494 | Plaque de protection Placa de protección Piastra di protezione - Schützplatte - Protection plate - | 1 | 1 | 1 | 1 | | | 1 | | | | | 1 | | | | | | | | | |
| 32 | 58530 | Vis H,M 8- 45-8.8-ZN8/C Tornillo Vite - Schraube - Screw - | 1 | 1 | 1 | 1 | | | 1 | | | | | 1 | | | | | | | | | |
| 33 | 211596 | Guide Guía Guida - Führungs - Guide - | 1 | 1 | 1 | 1 | | | 1 | | | | | 1 | | | | | | | | | |
| 50 | 570124 | Kit hydraulique accessoire complet (mât 3,70 m) Kompletter kit zübehor hydraulik (hubmast 3,70 m) Kit hidraulico accesorio completo (mástil 3,70 m) Complete attachment hydraulic kit (mast 3,70 m) Kit idraulico accessorio completo (rampa 3,70 m) | 1 | 1 | 1 | 1 | | | 1 | | | | | 1 | | | | | | | | | |
| 50 | 570125 | Kit hydraulique accessoire complet (mât 4,00 m) Kompletter kit zübehor hydraulik (hubmast 4,00 m) Kit hidraulico accesorio completo (mástil 4,00 m) Complete attachment hydraulic kit (mast 4,00 m) Kit idraulico accessorio completo (rampa 4,00 m) | 1 | 1 | 1 | 1 | | | 1 | | | | | 1 | | | | | | | | | |
| 50 | 570126 | Kit hydraulique accessoire complet (mât 4,30 m) Kompletter kit zübehor hydraulik (hubmast 4,30 m) Kit hidraulico accesorio completo (mástil 4,30 m) Complete attachment hydraulic kit (mast 4,30 m) Kit idraulico accessorio completo (rampa 4,30 m) | 1 | 1 | 1 | 1 | | | 1 | | | | | 1 | | | | | | | | | |
| 50 | 570127 | Kit hydraulique accessoire complet (mât 4,70 m) Kompletter kit zübehor hydraulik (hubmast 4,70 m) Kit hidraulico accesorio completo (mástil 4,70 m) Complete attachment hydraulic kit (mast 4,70 m) Kit idraulico accessorio completo (rampa 4,70 m) | 1 | 1 | 1 | 1 | | | 1 | | | | | 1 | | | | | | | | | |

+

Catalogue : 647010

6

KIT HYDRAULIQUE ACCESSOIRE 4ème ELEMENT (Double effet)
 KIT 4tr ELEMENT ZUBEHOR HYDRAULIK (Doppeltwirkend)
 KIT HIDRAULICO ACCESORIO 4to ELEMENTO (Doble efecto)
 4th ELEMENT ATTACHMENT HYDRAULIC KIT (Double-acting)
 KIT IDRAULICO ACCESSORIO 4 ELEMENTO (Doppio effetto)

Qté-Menge-Cant-Qty-Q.ta

10 AD

109

M

| | | | | | | | | | | |
|-----|----|------|----|-------|-------|-----|------|-------|----|-------|
| 1- | M | 26-2 | S3 | E2/E3 | 11- | MC | 70 | PS | S3 | E2/E3 |
| 2- | M | 30-2 | S3 | E2/E3 | 12- | M-X | 30-4 | S3-E3 | | |
| 3- | M | 26-4 | S3 | E2/E3 | 13- | M-X | 50-4 | S3-E3 | | |
| 4- | M | 30-4 | S3 | E2/E3 | 14- | M-X | 70-2 | S3-E3 | | |
| 5- | M | 40-4 | S3 | E2/E3 | 15- | | | | | |
| 6- | M | 50-4 | S3 | E2/E3 | 16- | | | | | |
| 7- | MC | 30 | S3 | E2/E3 | 17- | | | | | |
| 8- | MC | 40 | PS | S3 | E2/E3 | 18- | | | | |
| 9- | MC | 50 | PS | S3 | E2/E3 | 19- | | | | |
| 10- | MC | 60 | PS | S3 | E2/E3 | 20- | | | | |

| Rep Hinw Fig Item Rif | Numéro Teil-Nr Numero Part-Nr Part-Nr | Désignation Bezeichnung Descripcion Description Descrizione | 1 | 2 | 3 | 4 | 5 | 6 | 7 | 8 | 9 | 10 | 11 | 12 | 13 | 14 | 15 | 16 | 17 | 18 | 19 | 20 |
|-----------------------------------|---|---|---|---|---|---|---|---|---|---|---|----|----|----|----|----|----|----|----|----|----|----|
| 50 | 570128 | Kit hydraulique accessoire complet (mât 5,00 m) Kompletter kit zübehor hydraulik (hubmast 5,00 m) Kit hidraulico accesorio completo (mástil 5,00 m) Complete attachment hydraulic kit (mast 5,00 m) Kit idraulico accesorio completo (rampa 5,00 m) | 1 | 1 | 1 | 1 | | | 1 | | | | | 1 | | | | | | | | |
| 50 | 570129 | Kit hydraulique accessoire complet (mât 5,50 m) Kompletter kit zübehor hydraulik (hubmast 5,50 m) Kit hidraulico accesorio completo (mástil 5,50 m) Complete attachment hydraulic kit (mast 5,50 m) Kit idraulico accesorio completo (rampa 5,50 m) | 1 | 1 | 1 | 1 | | | 1 | | | | | 1 | | | | | | | | |
| 50 | 570130 | Kit hydraulique accessoire complet (mât 6,00 m) Kompletter kit zübehor hydraulik (hubmast 6,00 m) Kit hidraulico accesorio completo (mástil 6,00 m) Complete attachment hydraulic kit (mast 6,00 m) Kit idraulico accesorio completo (rampa 6,00 m) | 1 | 1 | 1 | 1 | | | 1 | | | | | 1 | | | | | | | | |
| 50 | 570131 | Kit hydraulique accessoire complet (mât 6,50 m) Kompletter kit zübehor hydraulik (hubmast 6,50 m) Kit hidraulico accesorio completo (mástil 6,50 m) Complete attachment hydraulic kit (mast 6,50 m) Kit idraulico accesorio completo (rampa 6,50 m) | 1 | 1 | 1 | 1 | 1 | | | 1 | | | | 1 | | | | | | | | |
| 50 | 570132 | Kit hydraulique accessoire complet (mât 7,00 m) Kompletter kit zübehor hydraulik (hubmast 7,00 m) Kit hidraulico accesorio completo (mástil 7,00 m) Complete attachment hydraulic kit (mast 7,00 m) Kit idraulico accesorio completo (rampa 7,00 m) | 1 | 1 | 1 | 1 | | | 1 | | | | | 1 | | | | | | | | |
| 51 | 192038 | Raccord rapide mâle - Verschraubung männl. Racor rapido macho - Quick male union Raccordo maschio - | 2 | 2 | 2 | 2 | | | 2 | | | | | 2 | | | | | | | | |
| 52 | 167927 | Raccord Union - Verschraubung Racor - Connection Raccordo - | 2 | 2 | 2 | 2 | | | 2 | | | | | 2 | | | | | | | | |
| 53 | 168844 | Demi-collier - Halb-klemme Media abrazadera - Half-clamp Fascetta - | 2 | 2 | 2 | 2 | | | 2 | | | | | 2 | | | | | | | | |
| 54 | 168849 | Plaque de protection - Schützplatte Placa de protección - Protection plate Piastra di protezione - | 1 | 1 | 1 | 1 | | | 1 | | | | | 1 | | | | | | | | |

+

Catalogue : 647010

7

KIT HYDRAULIQUE ACCESSOIRE 4ème ELEMENT (Double effet)
 KIT 4tr ELEMENT ZUBEHOR HYDRAULIK (Doppeltwirkend)
 KIT HIDRAULICO ACCESORIO 4to ELEMENTO (Doble efecto)
 4th ELEMENT ATTACHMENT HYDRAULIC KIT (Double-acting)
 KIT IDRAULICO ACCESSORIO 4 ELEMENTO (Doppio effetto)

| Qté-Menge-Cant-Qty-Q.ta | | | | 10 AD | 109 |
|-------------------------|----|------|-------------|-------|-------------------|
| 1- | M | 26-2 | S3 E2/E3 | 11- | MC 70 PS S3 E2/E3 |
| 2- | M | 30-2 | S3 E2/E3 | 12- | M-X 30-4 S3-E3 |
| 3- | M | 26-4 | S3 E2/E3 | 13- | M-X 50-4 S3-E3 |
| 4- | M | 30-4 | S3 E2/E3 | 14- | M-X 70-2 S3-E3 |
| 5- | M | 40-4 | S3 E2/E3 | 15- | |
| 6- | M | 50-4 | S3 E2/E3 | 16- | |
| 7- | MC | 30 | S3 E2/E3 | 17- | |
| 8- | MC | 40 | PS S3 E2/E3 | 18- | |
| 9- | MC | 50 | PS S3 E2/E3 | 19- | |
| 10- | MC | 60 | PS S3 E2/E3 | 20- | |

M

| Rep Hinw Fig Item Rif | Numéro Teil-Nr Numero Part-Nr Part-Nr | Désignation Bezeichnung Descripcion Description Descrizione | | | | | | | | | | | | | | | | | | | | |
|-----------------------------------|---|---|------------------------------------|---|---|---|---|---|---|---|---|----|----|----|----|----|----|----|----|----|----|----|
| | | | 1 | 2 | 3 | 4 | 5 | 6 | 7 | 8 | 9 | 10 | 11 | 12 | 13 | 14 | 15 | 16 | 17 | 18 | 19 | 20 |
| 55 | 58526 | Vis H,M 6- 40-8.8-ZN5/C Tornillo Vite | - Schraube - Screw - | 1 | 1 | 1 | 1 | | | | | | | | | | | | | | | |
| 56 | 220781 | Tube Tubo Tubo | - Rohr - Tube - | 1 | 1 | 1 | 1 | | | | | | | | | | | | | | | |
| 57 | 220783 | Tube Tubo Tubo | - Rohr - Tube - | 1 | 1 | 1 | 1 | | | | | | | | | | | | | | | |
| 58 | 26957 | Vis CHc,M 8- 35 zinguée Tornillo Vite | - Schraube - Screw - | 2 | 2 | 2 | 2 | | | | | | | | | | | | | | | |
| 59 | 58528 | Ecrou H ,M 8 ZN Tuerca Dado | - Mutter - Nut - | 2 | 2 | 2 | 2 | | | | | | | | | | | | | | | |
| 60 | 42325 | Rondelle W 8 ZN Arandela Rondella | - Unterlegscheibe - Washer - | 2 | 2 | 2 | 2 | | | | | | | | | | | | | | | |
| 61 | 192039 | Bouchon Tapón Tappo | - Stopfen - Plug - | 2 | 2 | 2 | 2 | | | | | | | | | | | | | | | |
| 62 | 192040 | Embout Tapón Ghiera | - Stopfen - Plug - | 2 | 2 | 2 | 2 | | | | | | | | | | | | | | | |
| 63 | 42316 | Rondelle W 6 ZN Arandela Rondella | - Unterlegscheibe - Washer - | 1 | 1 | 1 | 1 | | | | | | | | | | | | | | | |
| 64 | 25714 | Ecrou H ,M 6 ZN Tuerca Dado | - Mutter - Nut - | 1 | 1 | 1 | 1 | | | | | | | | | | | | | | | |
| 65 | 169436 | Joint torique Junta tórica Anello OR | - "O" ring - "O" ring - | X | X | X | X | | | | | | | | | | | | | | | |

+

Catalogue : 647010

8

KIT HYDRAULIQUE ACCESSOIRE 4ème ELEMENT (Double effet)
 KIT 4tr ELEMENT ZUBEHOR HYDRAULIK (Doppeltwirkend)
 KIT HIDRAULICO ACCESORIO 4to ELEMENTO (Doble efecto)
 4th ELEMENT ATTACHMENT HYDRAULIC KIT (Double-acting)
 KIT IDRAULICO ACCESSORIO 4 ELEMENTO (Doppio effetto)

Qté-Menge-Cant-Qty-Q.ta

10 AD

109

M

- | | |
|-----------------------|-----------------------|
| 1- M 26-2 S3 E2/E3 | 11- MC 70 PS S3 E2/E3 |
| 2- M 30-2 S3 E2/E3 | 12- M-X 30-4 S3-E3 |
| 3- M 26-4 S3 E2/E3 | 13- M-X 50-4 S3-E3 |
| 4- M 30-4 S3 E2/E3 | 14- M-X 70-2 S3-E3 |
| 5- M 40-4 S3 E2/E3 | 15- |
| 6- M 50-4 S3 E2/E3 | 16- |
| 7- MC 30 S3 E2/E3 | 17- |
| 8- MC 40 PS S3 E2/E3 | 18- |
| 9- MC 50 PS S3 E2/E3 | 19- |
| 10- MC 60 PS S3 E2/E3 | 20- |

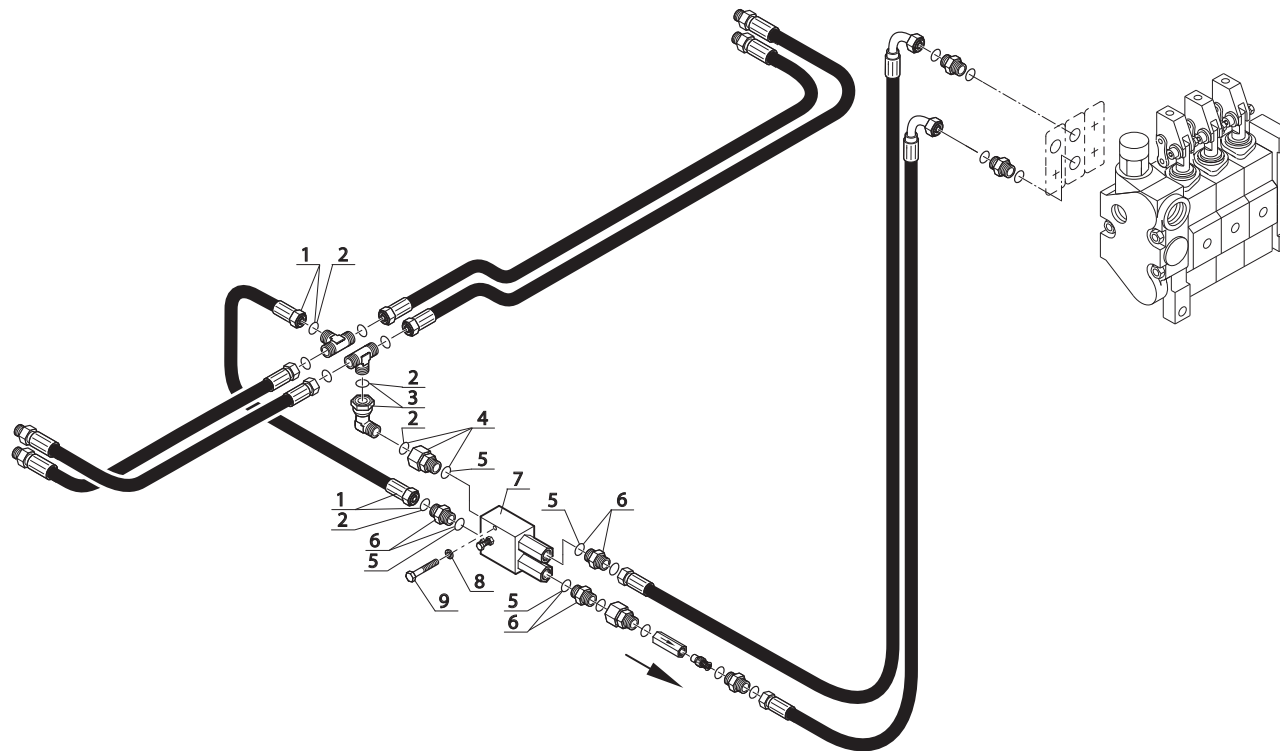
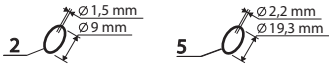
| Rep Hinw Fig Item Rif | Numéro Teil-Nr Numero Part-Nr Part-Nr | Désignation Bezeichnung Descripcion Description Descrizione | Qté-Menge-Cant-Qty-Q.ta | | | | | | | | | | | | | | | | | | | |
|-----------------------------------|---|---|-------------------------|---|---|---|---|---|---|---|---|----|----|----|----|----|----|----|----|----|----|----|
| | | | 1 | 2 | 3 | 4 | 5 | 6 | 7 | 8 | 9 | 10 | 11 | 12 | 13 | 14 | 15 | 16 | 17 | 18 | 19 | 20 |
| 66 | 169437 | Joint d'étanchéité Junta de estanqueidad Guarnizióne - Dichtungsring - Seal - | X | X | X | X | | X | | | | | | | | | | X | | | | |
| 67 | 268908 | Tube Tubo Tubo - Rohr - Tube - | 1 | 1 | 1 | 1 | | | | 1 | | | | | | | | 1 | | | | |
| 68 | 175076 | Raccord Adapteur Réducteur Racor Raccordo - Verschraubung - Connection - | 2 | 2 | 2 | 2 | | | | 2 | | | | | | | | 2 | | | | |
| 69 | 261397 | Raccord Rapide Passe-cloison Racor Raccordo passaparete - Verschraubung - Connection - | 2 | 2 | 2 | 2 | | | | 2 | | | | | | | | 2 | | | | |
| 70 | 401668 | Ecrou H ,M24x150-ZN.C-P.CLOISON Mutter Tuerca Dado - Nut - | 2 | 2 | 2 | 2 | | | | 2 | | | | | | | | 2 | | | | |
| 71 | 261398 | Bouchon Tapón Tappo - Stopfen - Plug - | 2 | 2 | 2 | 2 | | | | 2 | | | | | | | | 2 | | | | |
| 72 | 219457 | Joint torique Junta tórica Anello OR - "O" ring - "O" ring - | X | X | X | X | | | | X | | | | | | | | X | | | | |

10 AF 103

HYDRAULIQUE (Valve d'équilibrage)
HYDRAULIK (Abgleichen ventil)
HIDRAULICO (Válvula de equilibrio)
HYDRAULIC (Balancing valve)
IDRAULICO (Valvola di equilibratura)

M 26-2 S.3 / M 30-2 S.3
M 26-4 S.3 / M 30-4 S.3
MC 30 S.3 / M-X 30-4 S.3

POUR FLEXIBLE ET RACCORD
FÜR SCHLAUCH UND VERSCHRAUBUNG
PARA FLEXIBLE Y RACOR
FOR HOSE AND CONNECTION
PER FLESSIBILE E RACCORDO



Catalogue : 647010

1

HYDRAULIQUE (Valve d'équilibrage)
 HYDRAULIK (Abgleichen ventil)
 HIDRAULICO (Válvula de equilibrado)
 HYDRAULIC (Balancing valve)
 IDRAULICO (Valvola di equilibratura)

| Qté-Menge-Cant-Qty-Q.ta | | | | | 10 AF | 103 |
|-------------------------|----|------|-------|-------|-------|-------------------|
| 1- | M | 26-2 | S3 | E2/E3 | 11- | MC 70 PS S3 E2/E3 |
| 2- | M | 30-2 | S3 | E2/E3 | 12- | M-X 30-4 S3-E3 |
| 3- | M | 26-4 | S3 | E2/E3 | 13- | M-X 50-4 S3-E3 |
| 4- | M | 30-4 | S3 | E2/E3 | 14- | M-X 70-2 S3-E3 |
| 5- | M | 40-4 | S3 | E2/E3 | 15- | |
| 6- | M | 50-4 | S3 | E2/E3 | 16- | |
| 7- | MC | 30 | S3 | E2/E3 | 17- | |
| 8- | MC | 40 | PS S3 | E2/E3 | 18- | |
| 9- | MC | 50 | PS S3 | E2/E3 | 19- | |
| 10- | MC | 60 | PS S3 | E2/E3 | 20- | |

M

| Rep Hinw Fig Item Rif | Numéro Teil-Nr Numero Part-Nr Part-Nr | Désignation Bezeichnung Description Description | 1 | 2 | 3 | 4 | 5 | 6 | 7 | 8 | 9 | 10 | 11 | 12 | 13 | 14 | 15 | 16 | 17 | 18 | 19 | 20 |
|-----------------------|---------------------------------------|---|---|---|---|---|---|---|---|---|---|----|----|----|----|----|----|----|----|----|----|----|
| 1 | 171109 | Flexible (Lg 350) Flexible Flessibile | - Schlauch - Hose - | 1 | 1 | 1 | 1 | | | 1 | | | | | 1 | | | | | | | |
| 2 | 190874 | Joint torique Junta tórica Anello OR | - "0" ring - "0" ring - | X | X | X | X | | | X | | | | | X | | | | | | | |
| 3 | 197233 | Raccord Coudé Adapteur Racor Raccordo | - Verschraubung - Connection - | 1 | 1 | 1 | 1 | | | 1 | | | | | 1 | | | | | | | |
| 4 | 167932 | Raccord Adapteur Racor Raccordo | - Verschraubung - Connection - | 1 | 1 | 1 | 1 | | | 1 | | | | | 1 | | | | | | | |
| 5 | 169373 | Joint torique Junta tórica Anello OR | - "0" ring - "0" ring - | X | X | X | X | | | X | | | | | X | | | | | | | |
| 6 | 173038 | Raccord Union Racor Raccordo | - Verschraubung - Connection - | 3 | 3 | 3 | 3 | | | 3 | | | | | 3 | | | | | | | |
| 7 | 169311 | Valve d'équilibrage Válvula de equilibrado Valvola di equilibratura | - Abgleichen ventil - Balancing valve - | 1 | 1 | 1 | 1 | | | 1 | | | | | 1 | | | | | | | |
| 8 | 42316 | Rondelle W 6 ZN Arandela Rondella | - Unterlegscheibe - Washer - | 2 | 2 | 2 | 2 | | | 2 | | | | | 2 | | | | | | | |
| 9 | 31007 | Vis H,M 6- 50-8.8-ZN5/C Tornillo Vite | - Schraube - Screw - | 2 | 2 | 2 | 2 | | | 2 | | | | | 2 | | | | | | | |

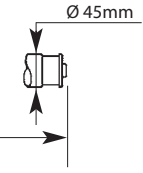
10 CA 174

HYDRAULIQUE (Vérin d'élévation gauche)
 HYDRAULIK (Link Hubzylinder)
 HIDRAULICO (Cilindro de elevación izquierdo)
 HYDRAULIC (L.H.Lifting cylinder)
 IDRAULICO (Cilindro di sollevamento sinistro)

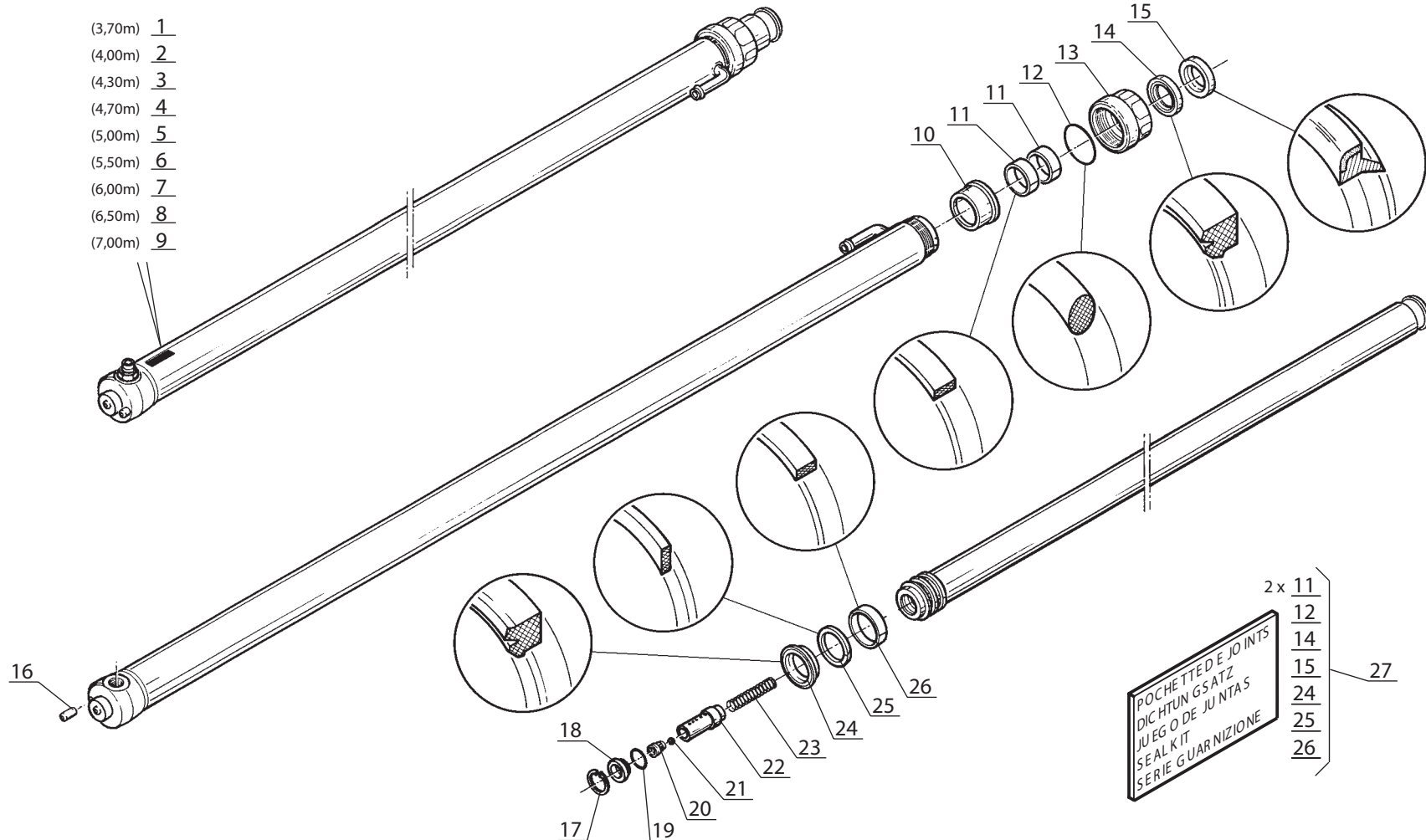
M 26-2 S.3 / M30-2 S.3
 M 26-4 S.3 / M30-4 S.3
 MC 30 S.3 / M-X 30-4 S.3



| COURSE - HUB - CARRERA - STROKE - CORSA | |
|---|----------------|
| 3,70m - 1205mm | 5,50m - 1755mm |
| 4,00m - 1305mm | 6,00m - 1880mm |
| 4,30m - 1380mm | 6,50m - 2005mm |
| 4,70m - 1530mm | 7,00m - 2130mm |
| 5,00m - 1600mm | |



- (3,70m) 1
- (4,00m) 2
- (4,30m) 3
- (4,70m) 4
- (5,00m) 5
- (5,50m) 6
- (6,00m) 7
- (6,50m) 8
- (7,00m) 9



2 x 11
12
14
15
24
25
26

POCHETTE DE JOINTS
 DICHTUNGSATZ
 JUEGO DE JUNTAS
 SEALKIT
 SERIE GUARNIZIONE

27

Catalogue : 647010

2

HYDRAULIQUE (Vérin d'élévation gauche)
 HYDRAULIK (Link hubzylinder)
 HIDRAULICO (Cilindro de elevación izquierdo)
 HYDRAULIC (L.H. lifting cylinder)
 IDRAULICO (Cilindro di sollevamento sinistro)

Qté-Menge-Cant-Qty-Q.ta

10 CA

174

M

1- M 26-2 S3 E2/E3 11- MC 70 PS S3 E2/E3
 2- M 30-2 S3 E2/E3 12- M-X 30-4 S3-E3
 3- M 26-4 S3 E2/E3 13- M-X 50-4 S3-E3
 4- M 30-4 S3 E2/E3 14- M-X 70-2 S3-E3
 5- M 40-4 S3 E2/E3 15-
 6- M 50-4 S3 E2/E3 16-
 7- MC 30 S3 E2/E3 17-
 8- MC 40 PS S3 E2/E3 18-
 9- MC 50 PS S3 E2/E3 19-
 10- MC 60 PS S3 E2/E3 20-

| Rep Hinw Fig Item Rif | Numéro Teil-Nr Numero Part-Nr Part-Nr | Désignation Bezeichnung Descripcion Description Descrizione | 1 | 2 | 3 | 4 | 5 | 6 | 7 | 8 | 9 | 10 | 11 | 12 | 13 | 14 | 15 | 16 | 17 | 18 | 19 | 20 | |
|-----------------------------------|---|---|---|---|---|---|---|---|---|---|---|----|----|----|----|----|----|----|----|----|----|----|--|
| 12 | 588474 | Joint torique Junta tórica Anello OR - "0" ring - "0" ring - | 1 | 1 | 1 | 1 | | | 1 | | | | | 1 | | | | | | | | | |
| 13 | 563470 | Bague de fermeture Anillo de cierre Anello di chiusura - Schlusssring - Fastening ring - | 1 | 1 | 1 | 1 | | | 1 | | | | | 1 | | | | | | | | | |
| 14 | 653753362071 | Joint d'étanchéité Junta de estanqueidad Guarnizione - Dichtungsring - Seal - | 1 | 1 | 1 | 1 | | | 1 | | | | | 1 | | | | | | | | | |
| 15 | 653763362071 | Joint d'étanchéité Junta de estanqueidad Guarnizione - Dichtungsring - Seal - | 1 | 1 | 1 | 1 | | | 1 | | | | | 1 | | | | | | | | | |
| 16 | 561254 | Goupille Pasador Spina - Stift - Pin - | 1 | 1 | 1 | 1 | | | 1 | | | | | 1 | | | | | | | | | |
| 17 | 550699 | Circlips Aro retén Anello elastico - Sicherungsring - Circlip - | 1 | 1 | 1 | 1 | | | 1 | | | | | 1 | | | | | | | | | |
| 18 | 588558 | Bague Anillo Anello - Büchse - Bushing - | 1 | 1 | 1 | 1 | | | 1 | | | | | 1 | | | | | | | | | |
| 19 | 588557 | Joint torique Junta tórica Anello OR - "0" ring - "0" ring - | 1 | 1 | 1 | 1 | | | 1 | | | | | 1 | | | | | | | | | |
| 20 | 588560 | Bague Anillo Anello - Büchse - Bushing - | 1 | 1 | 1 | 1 | | | 1 | | | | | 1 | | | | | | | | | |
| 21 | 651562073071 | Bille Bola Sfera - Kugel - Ball - | 1 | 1 | 1 | 1 | | | 1 | | | | | 1 | | | | | | | | | |
| 22 | 588556 | Clapet Válvula Valvola - Klappe - Valve - | 1 | 1 | 1 | 1 | | | 1 | | | | | 1 | | | | | | | | | |

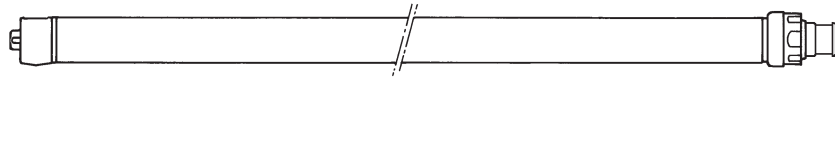
+

10 CA 175

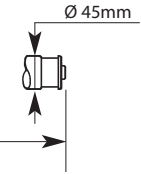
1er MONTAGE
1ste MONTAGE
1ro MONTAJE
1st MOUNTING
1mo MONTAGGIO

HYDRAULIQUE (Vérin d'élévation droit)
HYDRAULIK (Recht Hubzylinder)
HIDRAULICO (Cilindro de elevación derecho)
HYDRAULIC (R.H.Lifting cylinder)
IDRAULICO (Cilindro di sollevamento destro)

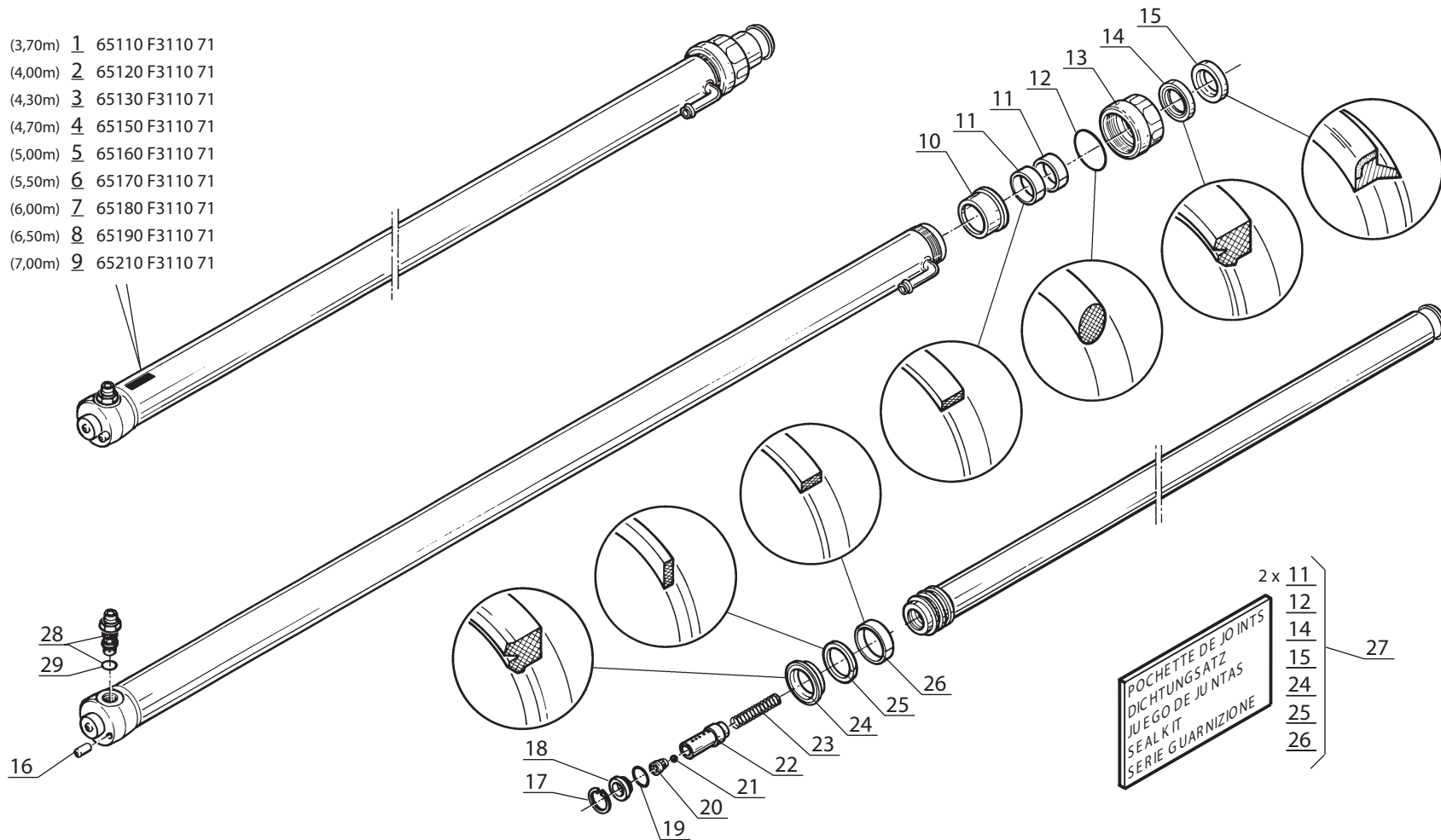
M 26-2 S.3 / M 30-2 S.3
M 26-4 S.3 / M 30-4 S.3
MC 30 S.3 / M-X 30-4 S.3



| COURSE - HUB - CARRERA - STROKE - CORSA | |
|---|----------------|
| 3,70m - 1205mm | 5,50m - 1755mm |
| 4,00m - 1305mm | 6,00m - 1880mm |
| 4,30m - 1380mm | 6,50m - 2005mm |
| 4,70m - 1530mm | 7,00m - 2130mm |
| 5,00m - 1600mm | |



- (3,70m) 1 65110 F3110 71
- (4,00m) 2 65120 F3110 71
- (4,30m) 3 65130 F3110 71
- (4,70m) 4 65150 F3110 71
- (5,00m) 5 65160 F3110 71
- (5,50m) 6 65170 F3110 71
- (6,00m) 7 65180 F3110 71
- (6,50m) 8 65190 F3110 71
- (7,00m) 9 65210 F3110 71



2 x 11
12
14
15
24
25
26

POCHETTE DE JOINTS
DICHTUNGSATZ
JUEGO DE JUNTAS
SEALKIT
SERIE GUARNIZIONE

27

Catalogue : 647010

Qté-Menge-Cant-Qty-Q.ta | 10 CA 175

M

1

HYDRAULIQUE (Vérin d'élévation droit)
 HYDRAULIK (Recht hubzylinder)
 HIDRAULICO (Cilindro de elevación derecho)
 HYDRAULIC (R.H. lifting cylinder)
 IDRAULICO (Cilindro di sollevamento destro)

| | | | | | | | | | | | |
|-----|----|------|----|-------|-------|-----|------|----|----|-------|--|
| 1- | M | 26-2 | S3 | E2/E3 | 11- | MC | 70 | PS | S3 | E2/E3 | |
| 2- | M | 30-2 | S3 | E2/E3 | 12- | M-X | 30-4 | S3 | E3 | | |
| 3- | M | 26-4 | S3 | E2/E3 | 13- | M-X | 50-4 | S3 | E3 | | |
| 4- | M | 30-4 | S3 | E2/E3 | 14- | M-X | 70-2 | S3 | E3 | | |
| 5- | M | 40-4 | S3 | E2/E3 | 15- | | | | | | |
| 6- | M | 50-4 | S3 | E2/E3 | 16- | | | | | | |
| 7- | MC | 30 | S3 | E2/E3 | 17- | | | | | | |
| 8- | MC | 40 | PS | S3 | E2/E3 | 18- | | | | | |
| 9- | MC | 50 | PS | S3 | E2/E3 | 19- | | | | | |
| 10- | MC | 60 | PS | S3 | E2/E3 | 20- | | | | | |

| Rep Hinw Fig Item Rif | Numéro Teil-Nr Numero Part-Nr Part-Nr | Désignation Bezeichnung Descripcion Description Descrizione | 1 | 2 | 3 | 4 | 5 | 6 | 7 | 8 | 9 | 10 | 11 | 12 | 13 | 14 | 15 | 16 | 17 | 18 | 19 | 20 |
|-----------------------------------|---|---|---|---|---|---|---|---|---|---|---|----|----|----|----|----|----|----|----|----|----|----|
| 1 | 65110F311071 | Vérin d'éléva. D:45mm C:1205mm- Hubzylinder Cilindro de elevación - Lifting cylinder Cilindro di sollevamento - | 1 | 1 | 1 | 1 | | | 1 | | | | | 1 | | | | | | | | |
| 2 | 65120F311071 | Vérin d'éléva. D:45mm C:1305mm- Hubzylinder Cilindro de elevación - Lifting cylinder Cilindro di sollevamento - | 1 | 1 | 1 | 1 | | | 1 | | | | | 1 | | | | | | | | |
| 3 | 65130F311071 | Vérin d'éléva. D:45mm C:1380mm- Hubzylinder Cilindro de elevación - Lifting cylinder Cilindro di sollevamento - | 1 | 1 | 1 | 1 | | | 1 | | | | | 1 | | | | | | | | |
| 4 | 65150F311071 | Vérin d'éléva. D:45mm C:1530mm- Hubzylinder Cilindro de elevación - Lifting cylinder Cilindro di sollevamento - | 1 | 1 | 1 | 1 | | | 1 | | | | | 1 | | | | | | | | |
| 5 | 65160F311071 | Vérin d'éléva. D:45mm C:1600mm- Hubzylinder Cilindro de elevación - Lifting cylinder Cilindro di sollevamento - | 1 | 1 | 1 | 1 | | | 1 | | | | | 1 | | | | | | | | |
| 6 | 65170F311071 | Vérin d'éléva. D:45mm C:1755mm- Hubzylinder Cilindro de elevación - Lifting cylinder Cilindro di sollevamento - | 1 | 1 | 1 | 1 | | | 1 | | | | | 1 | | | | | | | | |
| 7 | 65180F311071 | Vérin d'éléva. D:45mm C:1880mm- Hubzylinder Cilindro de elevación - Lifting cylinder Cilindro di sollevamento - | 1 | 1 | 1 | 1 | | | 1 | | | | | 1 | | | | | | | | |
| 8 | 65190F311071 | Vérin d'éléva. D:45mm C:2005mm- Hubzylinder Cilindro de elevación - Lifting cylinder Cilindro di sollevamento - | 1 | 1 | 1 | 1 | | | 1 | | | | | 1 | | | | | | | | |
| 9 | 65210F311071 | Vérin d'éléva. D:45mm C:2130mm- Hubzylinder Cilindro de elevación - Lifting cylinder Cilindro di sollevamento - | 1 | 1 | 1 | 1 | | | 1 | | | | | 1 | | | | | | | | |
| 10 | 588555 | Bague de guidage - Führungsring Anillo de guía - Guide ring Anello - | 1 | 1 | 1 | 1 | | | 1 | | | | | 1 | | | | | | | | |
| 11 | 588554 | Bague - Büchse Anillo - Bushing Anello - | 2 | 2 | 2 | 2 | | | 2 | | | | | 2 | | | | | | | | |

+

Catalogue : 647010

2

HYDRAULIQUE (Vérin d'élévation droit)
 HYDRAULIK (Recht hubzylinder)
 HIDRAULICO (Cilindro de elevación derecho)
 HYDRAULIC (R.H. lifting cylinder)
 IDRAULICO (Cilindro di sollevamento destro)

Qté-Menge-Cant-Qty-Q.ta

10 CA

175

M

1- M 26-2 S3 E2/E3 11- MC 70 PS S3 E2/E3
 2- M 30-2 S3 E2/E3 12- M-X 30-4 S3-E3
 3- M 26-4 S3 E2/E3 13- M-X 50-4 S3-E3
 4- M 30-4 S3 E2/E3 14- M-X 70-2 S3-E3
 5- M 40-4 S3 E2/E3 15-
 6- M 50-4 S3 E2/E3 16-
 7- MC 30 S3 E2/E3 17-
 8- MC 40 PS S3 E2/E3 18-
 9- MC 50 PS S3 E2/E3 19-
 10- MC 60 PS S3 E2/E3 20-

| Rep Hinw Fig Item Rif | Numéro Teil-Nr Numero Part-Nr Part-Nr | Désignation Bezeichnung Descripcion Description Descrizione | 1 | 2 | 3 | 4 | 5 | 6 | 7 | 8 | 9 | 10 | 11 | 12 | 13 | 14 | 15 | 16 | 17 | 18 | 19 | 20 | |
|-----------------------------------|---|---|---|---|---|---|---|---|---|---|---|----|----|----|----|----|----|----|----|----|----|----|--|
| 12 | 588474 | Joint torique Junta tórica Anello OR - "0" ring - "0" ring - | 1 | 1 | 1 | 1 | | | 1 | | | | | 1 | | | | | | | | | |
| 13 | 563470 | Bague de fermeture Anillo de cierre Anello di chiusura - Schlusstring - Fastening ring - | 1 | 1 | 1 | 1 | | | 1 | | | | | 1 | | | | | | | | | |
| 14 | 653753362071 | Joint d'étanchéité Junta de estanqueidad Guarnizione - Dichtungsring - Seal - | 1 | 1 | 1 | 1 | | | 1 | | | | | 1 | | | | | | | | | |
| 15 | 653763362071 | Joint d'étanchéité Junta de estanqueidad Guarnizione - Dichtungsring - Seal - | 1 | 1 | 1 | 1 | | | 1 | | | | | 1 | | | | | | | | | |
| 16 | 561254 | Goupille Pasador Spina - Stift - Pin - | 1 | 1 | 1 | 1 | | | 1 | | | | | 1 | | | | | | | | | |
| 17 | 550699 | Circlips Aro retén Anello elastico - Sicherungsring - Circlip - | 1 | 1 | 1 | 1 | | | 1 | | | | | 1 | | | | | | | | | |
| 18 | 588558 | Bague Anillo Anello - Büchse - Bushing - | 1 | 1 | 1 | 1 | | | 1 | | | | | 1 | | | | | | | | | |
| 19 | 588557 | Joint torique Junta tórica Anello OR - "0" ring - "0" ring - | 1 | 1 | 1 | 1 | | | 1 | | | | | 1 | | | | | | | | | |
| 20 | 588560 | Bague Anillo Anello - Büchse - Bushing - | 1 | 1 | 1 | 1 | | | 1 | | | | | 1 | | | | | | | | | |
| 21 | 651562073071 | Bille Bola Sfera - Kugel - Ball - | 1 | 1 | 1 | 1 | | | 1 | | | | | 1 | | | | | | | | | |
| 22 | 588556 | Clapet Válvula Valvola - Klappe - Valve - | 1 | 1 | 1 | 1 | | | 1 | | | | | 1 | | | | | | | | | |

+

Catalogue : 647010

3

HYDRAULIQUE (Vérin d'élévation droit)
 HYDRAULIK (Recht hubzylinder)
 HIDRAULICO (Cilindro de elevación derecho)
 HYDRAULIC (R.H. lifting cylinder)
 IDRAULICO (Cilindro di sollevamento destro)

| Qté-Menge-Cant-Qty-Q.ta | | | | | | | | | | 10 CA | 175 | | |
|-------------------------|----|------|----|-------|-------|-----|------|-------|----|-------|-----|--|--|
| 1- | M | 26-2 | S3 | E2/E3 | 11- | MC | 70 | PS | S3 | E2/E3 | | | |
| 2- | M | 30-2 | S3 | E2/E3 | 12- | M-X | 30-4 | S3-E3 | | | | | |
| 3- | M | 26-4 | S3 | E2/E3 | 13- | M-X | 50-4 | S3-E3 | | | | | |
| 4- | M | 30-4 | S3 | E2/E3 | 14- | M-X | 70-2 | S3-E3 | | | | | |
| 5- | M | 40-4 | S3 | E2/E3 | 15- | | | | | | | | |
| 6- | M | 50-4 | S3 | E2/E3 | 16- | | | | | | | | |
| 7- | MC | 30 | S3 | E2/E3 | 17- | | | | | | | | |
| 8- | MC | 40 | PS | S3 | E2/E3 | 18- | | | | | | | |
| 9- | MC | 50 | PS | S3 | E2/E3 | 19- | | | | | | | |
| 10- | MC | 60 | PS | S3 | E2/E3 | 20- | | | | | | | |

M

| Rep Hinw Fig Item Rif | Numéro Teil-Nr Numero Part-Nr Part-Nr | Désignation Bezeichnung Descripcion Description Descrizione | 1 | 2 | 3 | 4 | 5 | 6 | 7 | 8 | 9 | 10 | 11 | 12 | 13 | 14 | 15 | 16 | 17 | 18 | 19 | 20 | |
|-----------------------------------|---|---|---|---|---|---|---|---|---|---|---|----|----|----|----|----|----|----|----|----|----|----|--|
| 23 | 588559 | Ressort Muelle Molla - Feder - Spring - | 1 | 1 | 1 | 1 | | | 1 | | | | | 1 | | | | | | | | | |
| 24 | 588475 | Joint d'étanchéité Junta de estanqueidad Guarnizióne - Dichtungsring - Seal - | 1 | 1 | 1 | 1 | | | 1 | | | | | 1 | | | | | | | | | |
| 25 | 588471 | Joint anti-extrusion Junta antiextrusión Guarnizióne anti estrusione - Abstützdichtung - Anti-extrusion seal - | 1 | 1 | 1 | 1 | | | 1 | | | | | 1 | | | | | | | | | |
| 26 | 588472 | Bague Anillo Anello - Büchse - Bushing - | 1 | 1 | 1 | 1 | | | 1 | | | | | 1 | | | | | | | | | |
| 27 | 563471 | Pochette de joints Juego de juntas Kit guarnizióne - Dichtungssatz - Seal kit - | 1 | 1 | 1 | 1 | | | 1 | | | | | 1 | | | | | | | | | |
| 28 | 588361 | Ralentisseur de débit Válvula de restricción Regolatore di flusso - Druckregler - Flow restrictor - | 1 | 1 | 1 | 1 | | | 1 | | | | | 1 | | | | | | | | | |
| 29 | 967710201071 | Joint Junta Guarnizióne - Dichtung - Seal - | 1 | 1 | 1 | 1 | | | 1 | | | | | 1 | | | | | | | | | |

10 CA 218

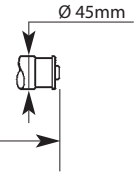
2ème MONTAGE
2te MONTAGE
2do MONTAJE
2nd MOUNTING
2do MONTAGGIO

HYDRAULIQUE (Vérin d'élévation droit)
HYDRAULIK (Recht Hubzylinder)
HIDRAULICO (Cilindro de elevación derecho)
HYDRAULIC (R.H.Lifting cylinder)
IDRAULICO (Cilindro di sollevamento destro)

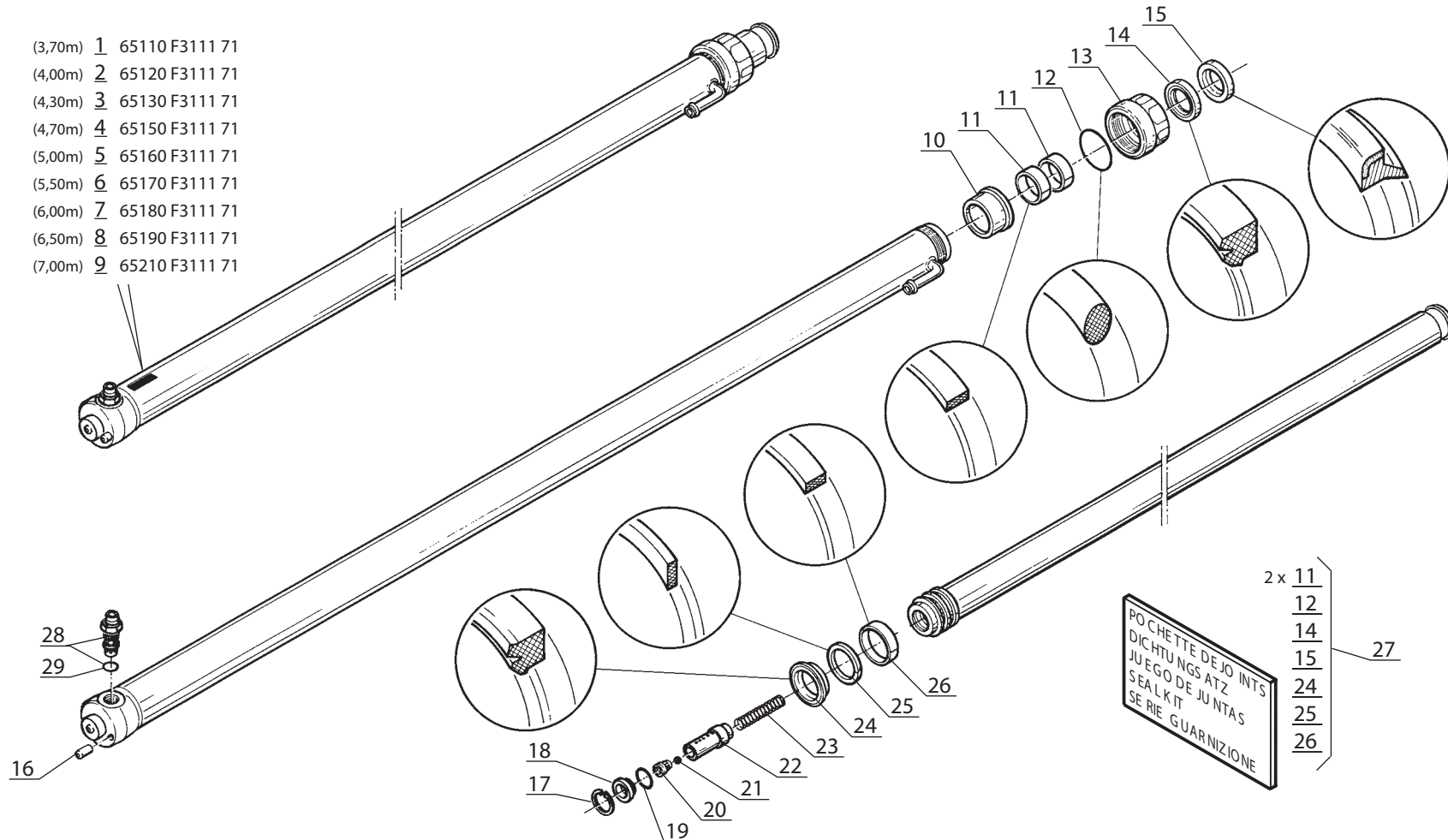
M 26-2 S.3 / M30-2 S.3
M 26-4 S.3 / M30-4 S.3
MC 30 S.3 / M-X 30-4 S.3



| COURSE - HUB - CARRERA - STROKE - CORSA | |
|---|----------------|
| 3,70m - 1205mm | 5,50m - 1755mm |
| 4,00m - 1305mm | 6,00m - 1880mm |
| 4,30m - 1380mm | 6,50m - 2005mm |
| 4,70m - 1530mm | 7,00m - 2130mm |
| 5,00m - 1600mm | |



- (3,70m) 1 65110 F3111 71
- (4,00m) 2 65120 F3111 71
- (4,30m) 3 65130 F3111 71
- (4,70m) 4 65150 F3111 71
- (5,00m) 5 65160 F3111 71
- (5,50m) 6 65170 F3111 71
- (6,00m) 7 65180 F3111 71
- (6,50m) 8 65190 F3111 71
- (7,00m) 9 65210 F3111 71



Catalogue : 647010

| 1 | HYDRAULIQUE (Vérin d'élévation droit) HYDRAULIK (Recht hubzylinder) HIDRAULICO (Cilindro de elevación derecho) HYDRAULIC (R.H. lifting cylinder) IDRAULICO (Cilindro di sollevamento destro) | | | Qté-Menge-Cant-Qty-Q.ta | | | | | | | | | | 10 CA | | 218 | | M | | | | | |
|----|--|---|---|-------------------------|---|---|---|---|---|---|---|---|----|-------|----|-----|----|----|----|----|----|----|----|
| | Rep Hinw Fig Item Rif | Numéro Teil-Nr Numero Part-Nr Part-Nr | Désignation Bezeichnung Description Descrizione | 1 | 2 | 3 | 4 | 5 | 6 | 7 | 8 | 9 | 10 | 11 | 12 | 13 | 14 | 15 | 16 | 17 | 18 | 19 | 20 |
| 1 | 65110F311171 | Vérin d'éléva. D:45mm C:1205mm- Hubzylinder Cilindro de elevación - Lifting cylinder Cilindro di sollevamento - | 1 | 1 | 1 | 1 | | | | 1 | | | | | 1 | | | | | | | | |
| 2 | 65120F311171 | Vérin d'éléva. D:45mm C:1305mm- Hubzylinder Cilindro de elevación - Lifting cylinder Cilindro di sollevamento - | 1 | 1 | 1 | 1 | | | | 1 | | | | | 1 | | | | | | | | |
| 3 | 65130F311171 | Vérin d'éléva. D:45mm C:1380mm- Hubzylinder Cilindro de elevación - Lifting cylinder Cilindro di sollevamento - | 1 | 1 | 1 | 1 | | | | 1 | | | | | 1 | | | | | | | | |
| 4 | 65150F311171 | Vérin d'éléva. D:45mm C:1530mm- Hubzylinder Cilindro de elevación - Lifting cylinder Cilindro di sollevamento - | 1 | 1 | 1 | 1 | | | | 1 | | | | | 1 | | | | | | | | |
| 5 | 65160F311171 | Vérin d'éléva. D:45mm C:1600mm- Hubzylinder Cilindro de elevación - Lifting cylinder Cilindro di sollevamento - | 1 | 1 | 1 | 1 | | | | 1 | | | | | 1 | | | | | | | | |
| 6 | 65170F311171 | Vérin d'éléva. D:45mm C:1755mm- Hubzylinder Cilindro de elevación - Lifting cylinder Cilindro di sollevamento - | 1 | 1 | 1 | 1 | | | | 1 | | | | | 1 | | | | | | | | |
| 7 | 65180F311171 | Vérin d'éléva. D:45mm C:1880mm- Hubzylinder Cilindro de elevación - Lifting cylinder Cilindro di sollevamento - | 1 | 1 | 1 | 1 | | | | 1 | | | | | 1 | | | | | | | | |
| 8 | 65190F311171 | Vérin d'éléva. D:45mm C:2005mm- Hubzylinder Cilindro de elevación - Lifting cylinder Cilindro di sollevamento - | 1 | 1 | 1 | 1 | | | | 1 | | | | | 1 | | | | | | | | |
| 9 | 65210F311171 | Vérin d'éléva. D:45mm C:2130mm- Hubzylinder Cilindro de elevación - Lifting cylinder Cilindro di sollevamento - | 1 | 1 | 1 | 1 | | | | 1 | | | | | 1 | | | | | | | | |
| 10 | 588555 | Bague de guidage - Führungsring Anillo de guía - Guide ring Anello - | 1 | 1 | 1 | 1 | | | | 1 | | | | | 1 | | | | | | | | |
| 11 | 588554 | Bague - Büchse Anillo - Bushing Anello - | 2 | 2 | 2 | 2 | | | | 2 | | | | | 2 | | | | | | | | |



Catalogue : 647010

2

HYDRAULIQUE (Vérin d'élévation droit)
 HYDRAULIK (Recht hubzylinder)
 HIDRAULICO (Cilindro de elevación derecho)
 HYDRAULIC (R.H. lifting cylinder)
 IDRAULICO (Cilindro di sollevamento destro)

Qté-Menge-Cant-Qty-Q.ta

10 CA

218

M

1- M 26-2 S3 E2/E3 11- MC 70 PS S3 E2/E3
 2- M 30-2 S3 E2/E3 12- M-X 30-4 S3-E3
 3- M 26-4 S3 E2/E3 13- M-X 50-4 S3-E3
 4- M 30-4 S3 E2/E3 14- M-X 70-2 S3-E3
 5- M 40-4 S3 E2/E3 15-
 6- M 50-4 S3 E2/E3 16-
 7- MC 30 S3 E2/E3 17-
 8- MC 40 PS S3 E2/E3 18-
 9- MC 50 PS S3 E2/E3 19-
 10- MC 60 PS S3 E2/E3 20-

| Rep Hinw Fig Item Rif | Numéro Teil-Nr Numero Part-Nr Part-Nr | Désignation Bezeichnung Descripcion Description Descrizione | 1 | 2 | 3 | 4 | 5 | 6 | 7 | 8 | 9 | 10 | 11 | 12 | 13 | 14 | 15 | 16 | 17 | 18 | 19 | 20 | |
|-----------------------------------|---|---|---|---|---|---|---|---|---|---|---|----|----|----|----|----|----|----|----|----|----|----|--|
| 12 | 588474 | Joint torique Junta tórica Anello OR - "0" ring - "0" ring - | 1 | 1 | 1 | 1 | | | 1 | | | | | 1 | | | | | | | | | |
| 13 | 563470 | Bague de fermeture Anillo de cierre Anello di chiusura - Schlusstring - Fastening ring - | 1 | 1 | 1 | 1 | | | 1 | | | | | 1 | | | | | | | | | |
| 14 | 653753362071 | Joint d'étanchéité Junta de estanqueidad Guarnizione - Dichtungsring - Seal - | 1 | 1 | 1 | 1 | | | 1 | | | | | 1 | | | | | | | | | |
| 15 | 653763362071 | Joint d'étanchéité Junta de estanqueidad Guarnizione - Dichtungsring - Seal - | 1 | 1 | 1 | 1 | | | 1 | | | | | 1 | | | | | | | | | |
| 16 | 561254 | Goupille Pasador Spina - Stift - Pin - | 1 | 1 | 1 | 1 | | | 1 | | | | | 1 | | | | | | | | | |
| 17 | 550699 | Circlips Aro retén Anello elastico - Sicherungsring - Circlip - | 1 | 1 | 1 | 1 | | | 1 | | | | | 1 | | | | | | | | | |
| 18 | 588558 | Bague Anillo Anello - Büchse - Bushing - | 1 | 1 | 1 | 1 | | | 1 | | | | | 1 | | | | | | | | | |
| 19 | 588557 | Joint torique Junta tórica Anello OR - "0" ring - "0" ring - | 1 | 1 | 1 | 1 | | | 1 | | | | | 1 | | | | | | | | | |
| 20 | 588560 | Bague Anillo Anello - Büchse - Bushing - | 1 | 1 | 1 | 1 | | | 1 | | | | | 1 | | | | | | | | | |
| 21 | 651562073071 | Bille Bola Sfera - Kugel - Ball - | 1 | 1 | 1 | 1 | | | 1 | | | | | 1 | | | | | | | | | |
| 22 | 588556 | Clapet Válvula Valvola - Klappe - Valve - | 1 | 1 | 1 | 1 | | | 1 | | | | | 1 | | | | | | | | | |

+

Catalogue : 647010

3

HYDRAULIQUE (Vérin d'élévation droit)
 HYDRAULIK (Recht hubzylinder)
 HIDRAULICO (Cilindro de elevación derecho)
 HYDRAULIC (R.H. lifting cylinder)
 IDRAULICO (Cilindro di sollevamento destro)

| Qté-Menge-Cant-Qty-Q.ta | | | | | | | | | | 10 CA | 218 |
|-------------------------|----|------|----|-------|-------|-----|------|-------|----|-------|-----|
| 1- | M | 26-2 | S3 | E2/E3 | 11- | MC | 70 | PS | S3 | E2/E3 | |
| 2- | M | 30-2 | S3 | E2/E3 | 12- | M-X | 30-4 | S3-E3 | | | |
| 3- | M | 26-4 | S3 | E2/E3 | 13- | M-X | 50-4 | S3-E3 | | | |
| 4- | M | 30-4 | S3 | E2/E3 | 14- | M-X | 70-2 | S3-E3 | | | |
| 5- | M | 40-4 | S3 | E2/E3 | 15- | | | | | | |
| 6- | M | 50-4 | S3 | E2/E3 | 16- | | | | | | |
| 7- | MC | 30 | S3 | E2/E3 | 17- | | | | | | |
| 8- | MC | 40 | PS | S3 | E2/E3 | 18- | | | | | |
| 9- | MC | 50 | PS | S3 | E2/E3 | 19- | | | | | |
| 10- | MC | 60 | PS | S3 | E2/E3 | 20- | | | | | |


M

| Rep Hinw Fig Item Rif | Numéro Teil-Nr Numero Part-Nr Part-Nr | Désignation Bezeichnung Descripcion Description Descrizione | | | | | | | | | | | | | | | | | | | | |
|-----------------------------------|---|--|---|---|---|---|---|---|---|---|---|----|----|----|----|----|----|----|----|----|----|----|
| | | | 1 | 2 | 3 | 4 | 5 | 6 | 7 | 8 | 9 | 10 | 11 | 12 | 13 | 14 | 15 | 16 | 17 | 18 | 19 | 20 |
| 23 | 588559 | Ressort Muelle Molla | - Feder - Spring - | 1 | 1 | 1 | 1 | | | | 1 | | | | | | | 1 | | | | |
| 24 | 588475 | Joint d'étanchéité Junta de estanqueidad Guarnizióne | - Dichtungsring - Seal - | 1 | 1 | 1 | 1 | | | | 1 | | | | | | | 1 | | | | |
| 25 | 588471 | Joint anti-extrusion Junta antiextrusión Guarnizióne anti estrusione | - Abstützdichtung - Anti-extrusion seal - | 1 | 1 | 1 | 1 | | | | 1 | | | | | | | 1 | | | | |
| 26 | 588472 | Bague Anillo Anello | - Büchse - Bushing - | 1 | 1 | 1 | 1 | | | | 1 | | | | | | | 1 | | | | |
| 27 | 563471 | Pochette de joints Juego de juntas Kit guarnizióne | - Dichtungssatz - Seal kit - | 1 | 1 | 1 | 1 | | | | 1 | | | | | | | 1 | | | | |
| 28 | 588763 | Ralentisseur de débit Válvula de restricción Regolatore di flusso | - Druckregler - Flow restrictor - | 1 | 1 | 1 | 1 | | | | 1 | | | | | | | 1 | | | | |
| 29 | 967710201071 | Joint Junta Guarnizióne | - Dichtung - Seal - | 1 | 1 | 1 | 1 | | | | 1 | | | | | | | 1 | | | | |

10 CA 176

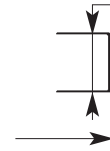
HYDRAULIQUE (Vérin de levée libre)
 HYDRAULIK (Freiansteig zylinder)
 HIDRAULICO (Cilindro de levantamiento libre)
 HYDRAULIC (Free lift cylinder)
 IDRAULICO (Cilindro alzata libera)

M 26-2 S.3 / M30-2 S.3
 M 26-4 S.3 / M30-4 S.3
 MC 30 S.3 / M-X 30-4 S.3

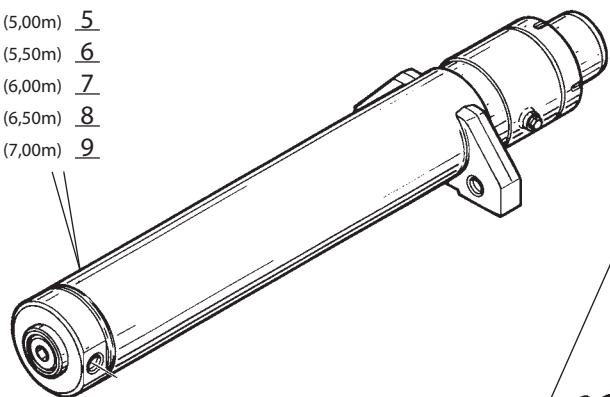


| COURSE - HUB - CARRERA - STROKE | |
|---------------------------------|----------------|
| CORSA | |
| 3,70m - 645mm | 5,50m - 995mm |
| 4,00m - 695mm | 6,00m - 1120mm |
| 4,30m - 770mm | 6,50m - 1245mm |
| 4,70m - 820mm | 7,00m - 1370mm |
| 5,00m - 900mm | |

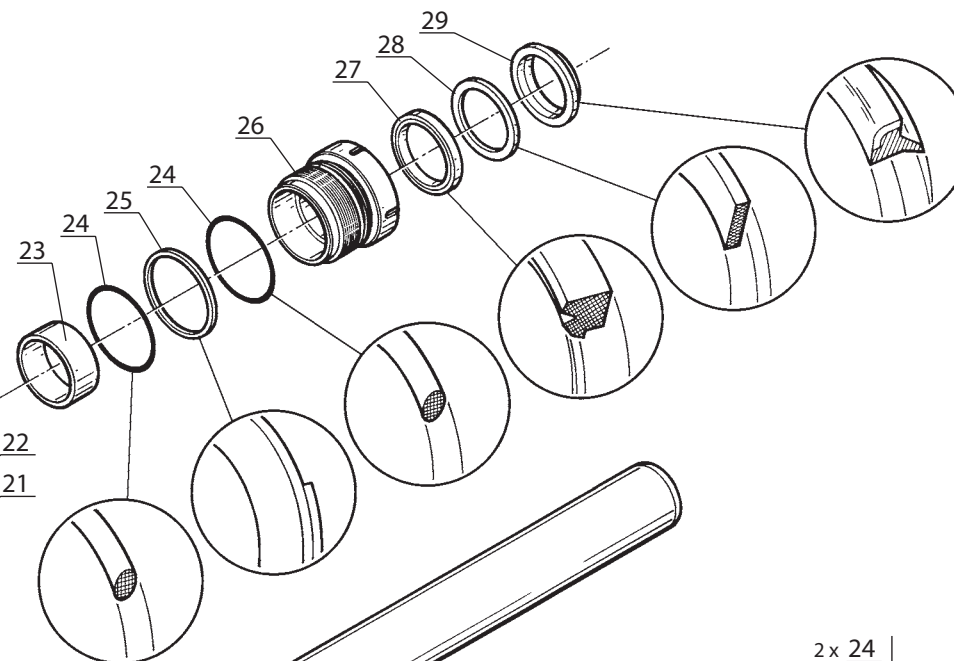
Ø 85mm



- (3,70m) 1
- (4,00m) 2
- (4,30m) 3
- (4,70m) 4
- (5,00m) 5
- (5,50m) 6
- (6,00m) 7
- (6,50m) 8
- (7,00m) 9



- 10 (3,70m)
- 11 (4,00m)
- 12 (4,30m)
- 13 (4,70m)
- 14 (5,00m)
- 15 (5,50m)
- 16 (6,00m)
- 17 (6,50m)
- 18 (7,00m)



- 19
- 20

- 21
- 22

- 23
- 24
- 25
- 24

- 26
- 27
- 28
- 29

- 31 (3,70m)
- 32 (4,00m)
- 33 (4,30m)
- 34 (4,70m)
- 35 (5,00m)
- 36 (5,50m)
- 37 (6,00m)
- 38 (6,50m)
- 39 (7,00m)

2 x 24

POCHET ED EJO INTS
 DICHTU NGSATZ
 JUEGO DE JUNTAS
 SEAL KIT
 SERIE GUARNIZIONE

- 25
- 27
- 28
- 29
- 30

40

Catalogue : 647010

| 1 | HYDRAULIQUE (Vérin de levée libre) HYDRAULIK (Freiansteig zylinder) HIDRAULICO (Cilindro de levantamiento libre) HYDRAULIC (Free lift cylinder) IDRAULICO (Cilindro alzata libera) | | | Qté-Menge-Cant-Qty-Q.ta | | | | | | | | | | 10 CA | | 176 | | M | | | | | | |
|---|--|--|---|-------------------------|---|---|---|---|---|---|---|---|----|-------|----|-----|----|---|----|----|----|----|----|----|
| | Rep Hinw Fig Item Rif | Numéro Teil-Nr Numero Part-Nr Part-Nr | Désignation Bezeichnung Description Description | 1 | 2 | 3 | 4 | 5 | 6 | 7 | 8 | 9 | 10 | 11 | 12 | 13 | 14 | | 15 | 16 | 17 | 18 | 19 | 20 |
| 1 | 65610F304271 | Vérin de levée libre D: 85mm C: 645mm Freiansteig zylinder Cilindro de levantamiento libre Free lift cylinder Cilindro alzata libera - | 1 | 1 | 1 | 1 | | | | 1 | | | | | 1 | | | | | | | | | |
| 2 | 65620F304271 | Vérin de levée libre D: 85mm C: 695mm Freiansteig zylinder Cilindro de levantamiento libre Free lift cylinder Cilindro alzata libera - | 1 | 1 | 1 | 1 | | | | 1 | | | | | 1 | | | | | | | | | |
| 3 | 65630F304271 | Vérin de levée libre D: 85mm C: 770mm Freiansteig zylinder Cilindro de levantamiento libre Free lift cylinder Cilindro alzata libera - | 1 | 1 | 1 | 1 | | | | 1 | | | | | 1 | | | | | | | | | |
| 4 | 65650F304271 | Vérin de levée libre D: 85mm C: 820mm Freiansteig zylinder Cilindro de levantamiento libre Free lift cylinder Cilindro alzata libera - | 1 | 1 | 1 | 1 | | | | 1 | | | | | 1 | | | | | | | | | |
| 5 | 65660F304271 | Vérin de levée libre D: 85mm C: 900mm Freiansteig zylinder Cilindro de levantamiento libre Free lift cylinder Cilindro alzata libera - | 1 | 1 | 1 | 1 | | | | 1 | | | | | 1 | | | | | | | | | |
| 6 | 65670F304271 | Vérin de levée libre D: 85mm C: 995mm Freiansteig zylinder Cilindro de levantamiento libre Free lift cylinder Cilindro alzata libera - | 1 | 1 | 1 | 1 | | | | 1 | | | | | 1 | | | | | | | | | |
| 7 | 65680F304271 | Vérin de levée libre D: 85mm C:1120mm Freiansteig zylinder Cilindro de levantamiento libre Free lift cylinder Cilindro alzata libera - | 1 | 1 | 1 | 1 | | | | 1 | | | | | 1 | | | | | | | | | |

+

Catalogue : 647010

3

HYDRAULIQUE (Vérin de levée libre)
 HYDRAULIK (Freiansteig zylinder)
 HIDRAULICO (Cilindro de levantamiento libre)
 HYDRAULIC (Free lift cylinder)
 IDRAULICO (Cilindro alzata libera)

Qté-Menge-Cant-Qty-Q.ta

10 CA

176

M

- | | |
|-----------------------|-----------------------|
| 1- M 26-2 S3 E2/E3 | 11- MC 70 PS S3 E2/E3 |
| 2- M 30-2 S3 E2/E3 | 12- M-X 30-4 S3-E3 |
| 3- M 26-4 S3 E2/E3 | 13- M-X 50-4 S3-E3 |
| 4- M 30-4 S3 E2/E3 | 14- M-X 70-2 S3-E3 |
| 5- M 40-4 S3 E2/E3 | 15- |
| 6- M 50-4 S3 E2/E3 | 16- |
| 7- MC 30 S3 E2/E3 | 17- |
| 8- MC 40 PS S3 E2/E3 | 18- |
| 9- MC 50 PS S3 E2/E3 | 19- |
| 10- MC 60 PS S3 E2/E3 | 20- |

| Rep Hinw Fig Item Rif | Numéro Teil-Nr Numero Part-Nr Part-Nr | Désignation Bezeichnung Descripcion Description Descrizione | 1 | 2 | 3 | 4 | 5 | 6 | 7 | 8 | 9 | 10 | 11 | 12 | 13 | 14 | 15 | 16 | 17 | 18 | 19 | 20 | |
|-----------------------------------|---|---|---|---|---|---|---|---|---|---|---|----|----|----|----|----|----|----|----|----|----|----|--|
| 18 | 65061F304071 | Corps de vérin Cuerpo de cilindro Corpo di cilindro - Zylinder körper - Cylinder body - | 1 | 1 | 1 | 1 | | | 1 | | | | | 1 | | | | | | | | | |
| 19 | 588551 | Ralentisseur de débit Válvula de restricción Regolatore di flusso - Druckregler - Flow restrictor - | 1 | 1 | 1 | 1 | | | 1 | | | | | 1 | | | | | | | | | |
| 20 | 588464 | Joint torique Junta tórica Anello OR - "0" ring - "0" ring - | 1 | 1 | 1 | 1 | | | 1 | | | | | 1 | | | | | | | | | |
| 21 | 588572 | Vis Tornillo Vite - Schraube - Screw - | 1 | 1 | 1 | 1 | | | 1 | | | | | 1 | | | | | | | | | |
| 22 | 179957 | Joint d'étanchéité Junta de estanqueidad Guarnizióne - Dichtungsring - Seal - | 1 | 1 | 1 | 1 | | | 1 | | | | | 1 | | | | | | | | | |
| 23 | 588552 | Bague Anillo Anello - Büchse - Bushing - | 1 | 1 | 1 | 1 | | | 1 | | | | | 1 | | | | | | | | | |
| 24 | 588488 | Joint torique Junta tórica Anello OR - "0" ring - "0" ring - | 2 | 2 | 2 | 2 | | | 2 | | | | | 2 | | | | | | | | | |
| 25 | 588484 | Joint anti-extrusion Junta antiextrusión Guarnizióne anti estrusione - Abstützdichtung - Anti-extrusion seal - | 1 | 1 | 1 | 1 | | | 1 | | | | | 1 | | | | | | | | | |
| 26 | 588553 | Bague de fermeture Anillo de cierre Anello di chiusura - Schlussring - Fastening ring - | 1 | 1 | 1 | 1 | | | 1 | | | | | 1 | | | | | | | | | |
| 27 | 588483 | Joint d'étanchéité Junta de estanqueidad Guarnizióne - Dichtungsring - Seal - | 1 | 1 | 1 | 1 | | | 1 | | | | | 1 | | | | | | | | | |
| 28 | 588486 | Joint anti-extrusion Junta antiextrusión Guarnizióne anti estrusione - Abstützdichtung - Anti-extrusion seal - | 1 | 1 | 1 | 1 | | | 1 | | | | | 1 | | | | | | | | | |

+

Catalogue : 647010

4

HYDRAULIQUE (Vérin de levée libre)
 HYDRAULIK (Freiansteig zylinder)
 HIDRAULICO (Cilindro de levantamiento libre)
 HYDRAULIC (Free lift cylinder)
 IDRAULICO (Cilindro alzata libera)

Qté-Menge-Cant-Qty-Q.ta

10 CA

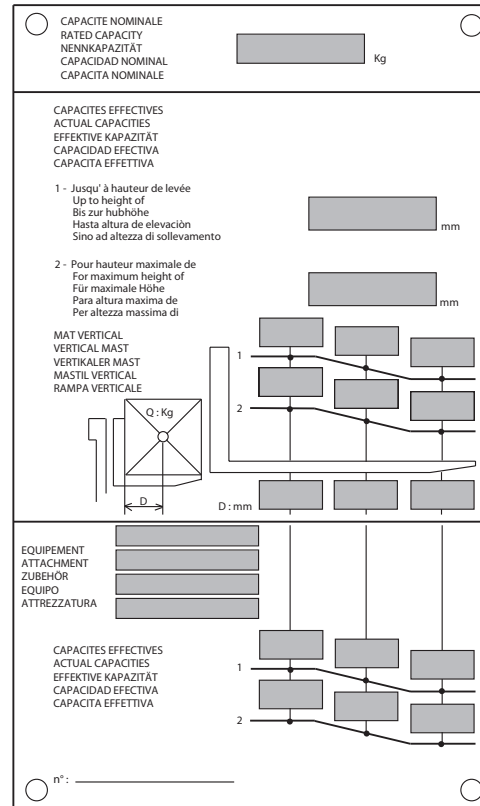
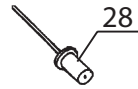
176

M

1- M 26-2 S3 E2/E3 11- MC 70 PS S3 E2/E3
 2- M 30-2 S3 E2/E3 12- M-X 30-4 S3-E3
 3- M 26-4 S3 E2/E3 13- M-X 50-4 S3-E3
 4- M 30-4 S3 E2/E3 14- M-X 70-2 S3-E3
 5- M 40-4 S3 E2/E3 15-
 6- M 50-4 S3 E2/E3 16-
 7- MC 30 S3 E2/E3 17-
 8- MC 40 PS S3 E2/E3 18-
 9- MC 50 PS S3 E2/E3 19-
 10- MC 60 PS S3 E2/E3 20-

| Rep Hinw Fig Item Rif | Número Teil-Nr Numero Part-Nr Part-Nr | Désignation Bezeichnung Descripcion Description Descrizione | 1 | 2 | 3 | 4 | 5 | 6 | 7 | 8 | 9 | 10 | 11 | 12 | 13 | 14 | 15 | 16 | 17 | 18 | 19 | 20 | |
|-----------------------------------|---|--|---|---|---|---|---|---|---|---|---|----|----|----|----|----|----|----|----|----|----|----|--|
| 29 | 588487 | Joint racleur Junta Guarnizióne raschiaolio - Dichtung - Wiper seal - | 1 | 1 | 1 | 1 | | | 1 | | | | | 1 | | | | | | | | | |
| 30 | 652513362071 | Joint de piston Junta Guarnizióne - Dichtung - Piston seal - | 1 | 1 | 1 | 1 | | | 1 | | | | | 1 | | | | | | | | | |
| 31 | 563473 | Tige de vérin Vástago de cilindro Stelo del cilindro - Zylinder stange - Cylinder rod - | 1 | 1 | 1 | 1 | | | 1 | | | | | 1 | | | | | | | | | |
| 32 | 563474 | Tige de vérin Vástago de cilindro Stelo del cilindro - Zylinder stange - Cylinder rod - | 1 | 1 | 1 | 1 | | | 1 | | | | | 1 | | | | | | | | | |
| 33 | 563475 | Tige de vérin Vástago de cilindro Stelo del cilindro - Zylinder stange - Cylinder rod - | 1 | 1 | 1 | 1 | | | 1 | | | | | 1 | | | | | | | | | |
| 34 | 563476 | Tige de vérin Vástago de cilindro Stelo del cilindro - Zylinder stange - Cylinder rod - | 1 | 1 | 1 | 1 | | | 1 | | | | | 1 | | | | | | | | | |
| 35 | 563477 | Tige de vérin Vástago de cilindro Stelo del cilindro - Zylinder stange - Cylinder rod - | 1 | 1 | 1 | 1 | | | 1 | | | | | 1 | | | | | | | | | |
| 36 | 563478 | Tige de vérin Vástago de cilindro Stelo del cilindro - Zylinder stange - Cylinder rod - | 1 | 1 | 1 | 1 | | | 1 | | | | | 1 | | | | | | | | | |
| 37 | 563479 | Tige de vérin Vástago de cilindro Stelo del cilindro - Zylinder stange - Cylinder rod - | 1 | 1 | 1 | 1 | | | 1 | | | | | 1 | | | | | | | | | |
| 38 | 563480 | Tige de vérin Vástago de cilindro Stelo del cilindro - Zylinder stange - Cylinder rod - | 1 | 1 | 1 | 1 | | | 1 | | | | | 1 | | | | | | | | | |
| 39 | 563481 | Tige de vérin Vástago de cilindro Stelo del cilindro - Zylinder stange - Cylinder rod - | 1 | 1 | 1 | 1 | | | 1 | | | | | 1 | | | | | | | | | |

+



- 1 (3.70m)
- 2 (4.00m)
- 3 (4.30m)
- 4 (4.70m)
- 5 (5.00m)
- 6 (5.50m)
- 7 (6.00m)
- 8 (6.50m)
- 9 (7.00m)
- 10 (3.70m)
- 11 (4.00m)
- 12 (4.30m)
- 13 (4.70m)
- 14 (5.00m)
- 15 (5.50m)
- 16 (6.00m)
- 17 (6.50m)
- 18 (7.00m)
- 19 (3.70m)
- 20 (4.00m)
- 21 (4.30m)
- 22 (4.70m)
- 23 (5.00m)
- 24 (5.50m)
- 25 (6.00m)
- 26 (6.50m)
- 27 (7.00m)

M26-2 / M26-4

M30-2 / M30-4

MC 30

Catalogue : 647010

Qté-Menge-Cant-Qty-Q.ta

12 AA

234

M

1

ABAQUE DE CHARGE
BELASTUNG TABELLE
ABACO DE CARGA
LOAD CHART
DIAGRAMMA DI CARICO

| | |
|-----------------------|-----------------------|
| 1- M 26-2 S3 E2/E3 | 11- MC 70 PS S3 E2/E3 |
| 2- M 30-2 S3 E2/E3 | 12- M-X 30-4 S3-E3 |
| 3- M 26-4 S3 E2/E3 | 13- M-X 50-4 S3-E3 |
| 4- M 30-4 S3 E2/E3 | 14- M-X 70-2 S3-E3 |
| 5- M 40-4 S3 E2/E3 | 15- |
| 6- M 50-4 S3 E2/E3 | 16- |
| 7- MC 30 S3 E2/E3 | 17- |
| 8- MC 40 PS S3 E2/E3 | 18- |
| 9- MC 50 PS S3 E2/E3 | 19- |
| 10- MC 60 PS S3 E2/E3 | 20- |

| Rep Hinw Fig Item Rif | Numéro Teil-Nr Numero Part-Nr Part-Nr | Désignation Bezeichnung Description Description | 1 | 2 | 3 | 4 | 5 | 6 | 7 | 8 | 9 | 10 | 11 | 12 | 13 | 14 | 15 | 16 | 17 | 18 | 19 | 20 |
|-----------------------|---------------------------------------|--|--|---|---|---|---|---|---|---|---|----|----|----|----|----|----|----|----|----|----|----|
| 1 | 221081 | Abaque M TDL /26/3M70 M Abaco de carga Diagramma di carico | - Belastung tabelle - Load chart - | 1 | | 1 | | | | | | | | | | | | | | | | |
| 2 | 221082 | Abaque M TDL /26/4M M Abaco de carga Diagramma di carico | - Belastung tabelle - Load chart - | 1 | | 1 | | | | | | | | | | | | | | | | |
| 3 | 221085 | Abaque M TDL /30/4M30 M Abaco de carga Diagramma di carico | - Belastung tabelle - Load chart - | 1 | | 1 | | | | | | | | | | | | | | | | |
| 4 | 221086 | Abaque M TDL /26/4M70 M Abaco de carga Diagramma di carico | - Belastung tabelle - Load chart - | 1 | | 1 | | | | | | | | | | | | | | | | |
| 5 | 221084 | Abaque M TDL /26/5M M Abaco de carga Diagramma di carico | - Belastung tabelle - Load chart - | 1 | | 1 | | | | | | | | | | | | | | | | |
| 6 | 221087 | Abaque M TDL /26/5M50 M Abaco de carga Diagramma di carico | - Belastung tabelle - Load chart - | 1 | | 1 | | | | | | | | | | | | | | | | |
| 7 | 221088 | Abaque M TDL /26/6M M Abaco de carga Diagramma di carico | - Belastung tabelle - Load chart - | 1 | | 1 | | | | | | | | | | | | | | | | |
| 8 | 222434 | Abaque M TDL Abaco de carga Diagramma di carico | - Belastung tabelle - Load chart - | 1 | | 1 | | | | | | | | | | | | | | | | |
| 9 | 222435 | Abaque M TDL Abaco de carga Diagramma di carico | - Belastung tabelle - Load chart - | 1 | | 1 | | | | | | | | | | | | | | | | |
| 10 | 239159 | Abaque M TDL /30/3M70 M Abaco Diagramma | - Belastung tabelle - Load chart - | | 1 | | 1 | | | | | | | 1 | | | | | | | | |
| 11 | 239160 | Abaque M TDL /30/4M M Abaco Diagramma | - Belastung tabelle - Load chart - | | 1 | | 1 | | | | | | | 1 | | | | | | | | |

+

2

Catalogue : 647010

ABAQUE DE CHARGE
BELASTUNG TABELLE
ABACO DE CARGA
LOAD CHART
DIAGRAMMA DI CARICO

Qté-Menge-Cant-Qty-Q.ta

12 AA

234

M

1- M 26-2 S3 E2/E3 11- MC 70 PS S3 E2/E3
2- M 30-2 S3 E2/E3 12- M-X 30-4 S3-E3
3- M 26-4 S3 E2/E3 13- M-X 50-4 S3-E3
4- M 30-4 S3 E2/E3 14- M-X 70-2 S3-E3
5- M 40-4 S3 E2/E3 15-
6- M 50-4 S3 E2/E3 16-
7- MC 30 S3 E2/E3 17-
8- MC 40 PS S3 E2/E3 18-
9- MC 50 PS S3 E2/E3 19-
10- MC 60 PS S3 E2/E3 20-

| Rep Hinw Fig Item Rif | Numéro Teil-Nr Numero Part-Nr Part-Nr | Désignation Bezeichnung Description Descrizione | 1 | 2 | 3 | 4 | 5 | 6 | 7 | 8 | 9 | 10 | 11 | 12 | 13 | 14 | 15 | 16 | 17 | 18 | 19 | 20 | |
|-----------------------------------|---|--|---|---|---|---|---|---|---|---|---|----|----|----|----|----|----|----|----|----|----|----|--|
| 12 | 239161 | Abaque M TDL /30/4M30 M Abaco Diagramma - Belastung tabelle - Load chart - | | 1 | | 1 | | | | | | | | 1 | | | | | | | | | |
| 13 | 239162 | Abaque M TDL /30/4M70 M Abaco Diagramma - Belastung tabelle - Load chart - | | 1 | | 1 | | | | | | | | 1 | | | | | | | | | |
| 14 | 221075 | Abaque M TDL Abaco de carga Diagramma di carico - Belastung tabelle - Load chart - | | 1 | | 1 | | | | | | | | 1 | | | | | | | | | |
| 15 | 221076 | Abaque M TDL Abaco de carga Diagramma di carico - Belastung tabelle - Load chart - | | 1 | | 1 | | | | | | | | 1 | | | | | | | | | |
| 16 | 221077 | Abaque M TDL Abaco de carga Diagramma di carico - Belastung tabelle - Load chart - | | 1 | | 1 | | | | | | | | 1 | | | | | | | | | |
| 17 | 223791 | Abaque M TDL Abaco de carga Diagramma di carico - Belastung tabelle - Load chart - | | 1 | | 1 | | | | | | | | 1 | | | | | | | | | |
| 18 | 223708 | Abaque M TDL Abaco de carga Diagramma di carico - Belastung tabelle - Load chart - | | 1 | | 1 | | | | | | | | 1 | | | | | | | | | |
| 19 | 218159 | Abaque M TDL /30/3M70 M Abaco de carga Diagramma di carico - Belastung tabelle - Load chart - | | | | | | | | 1 | | | | | | | | | | | | | |
| 20 | 221068 | Abaque M TDL /30/4M M Abaco de carga Diagramma di carico - Belastung tabelle - Load chart - | | | | | | | | 1 | | | | | | | | | | | | | |
| 21 | 221071 | Abaque M TDL Abaco de carga Diagramma di carico - Belastung tabelle - Load chart - | | | | | | | | 1 | | | | | | | | | | | | | |
| 22 | 221072 | Abaque M TDL Abaco de carga Diagramma di carico - Belastung tabelle - Load chart - | | | | | | | | 1 | | | | | | | | | | | | | |

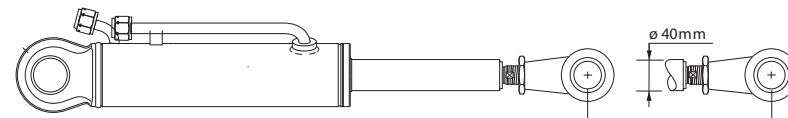
+

INCLINAISON MAT TRIPLE
DREIFACH HUBMAST NEIGUNG
INCLINACION MASTIL TRIPLE
TRIPLE MAST TILTING
INCLINAZIONE RAMPA TRIPLEX

10 CD 37

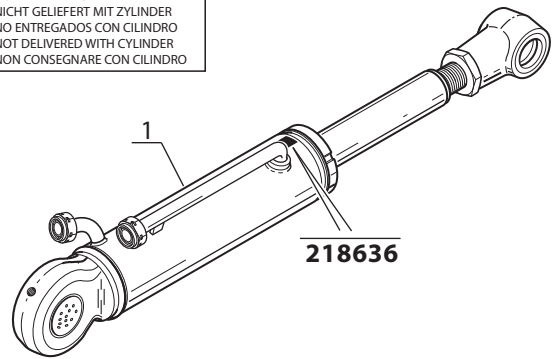
HYDRAULIQUE (Vérin d'inclinaison) (Inclinaison standard 6°/12°)
 HYDRAULIK (Neigungszylinder) (Standard neigung 6°/12°)
 HIDRAULICO (Cilindro de inclinación) (Inclinación estandar 6°/12°)
 HYDRAULIC (Tilting cylinder) (Standard tilting 6°/12°)
 IDRAULICO (Cilindro di inclinazione) (Inclinazione standard 6°/12°)

M 26-2 T S.3-E3 / M 30-2 T S.3-E3
 M 26-4 T S.3-E3 / M 30-4 T S.3-E3
 M-X 30-4 S.3-E3

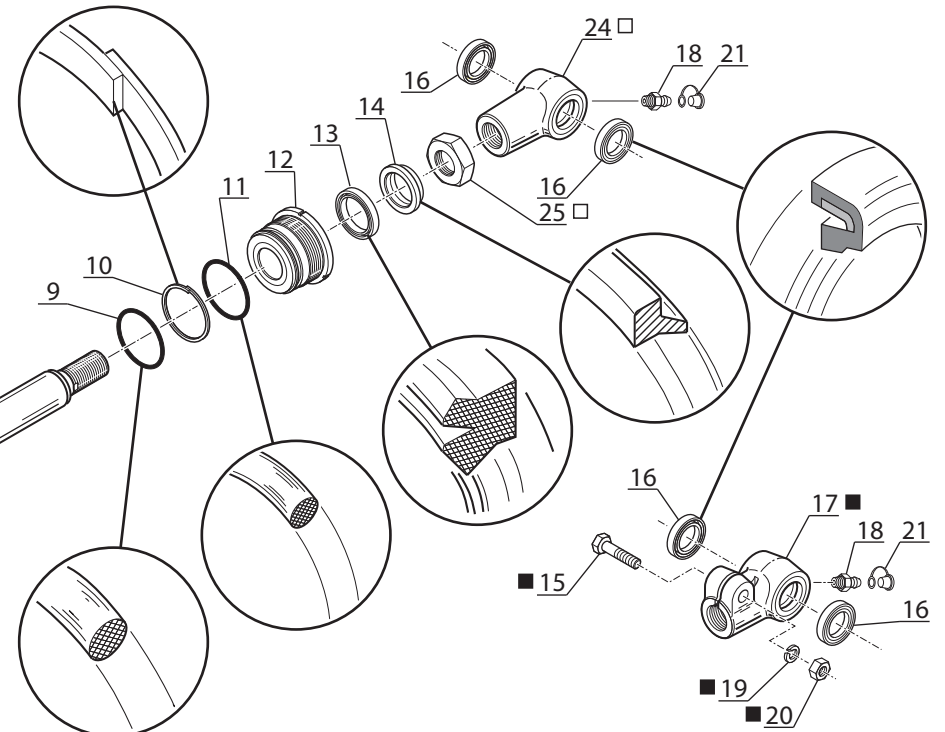
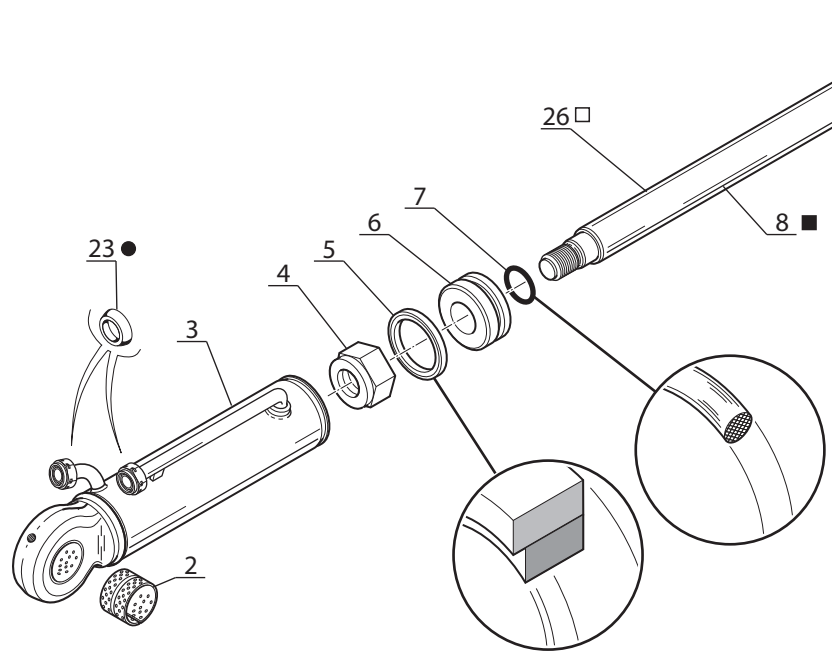


Course - Hub - Carrera - Stroke - Corsa: 193mm

● NON LIVRE AVEC VERIN
 NICHT GELIEFERT MIT ZYLINDER
 NO ENTREGADOS CON CILINDRO
 NOT DELIVERED WITH CYLINDER
 NON CONSEGNARE CON CILINDRO



- 1er MONTAGE
 1ste MONTAGE
 1ro MONTAJE
 1st MOUNTING
 1mo MONTAGGIO
- 2ème MONTAGE
 2te MONTAGE
 2do MONTAJE
 2nd MOUNTING
 2do MONTAGGIO



POCHETTE DE JOINTS
 DICHTUNGSATZ
 JUEGO DE JUNTAS
 SEAL KIT
 SERIE GUARNIZIONE

5
7
9
10
11
13
14

22

Catalogue : 647010

1

HYDRAULIQUE (Vérin d'inclinaison) (standard 6°/12°)
 HYDRAULIK (Neigungszylinder) (standard 6°/12°)
 HIDRAULICO (Cilindro de inclinación) (estándard 6°/12°)
 HYDRAULIC (Tilting cylinder) (standard 6°/12°)
 IDRAULICO (Cilindro inclinazione) (standard 6°/12°)

Qté-Menge-Cant-Qty-Q.ta

10 CD

37

M

1- M 26-2 S3 E2/E3 11- MC 70 PS S3 E2/E3
 2- M 30-2 S3 E2/E3 12- M-X 30-4 S3-E3
 3- M 26-4 S3 E2/E3 13- M-X 50-4 S3-E3
 4- M 30-4 S3 E2/E3 14- M-X 70-2 S3-E3
 5- M 40-4 S3 E2/E3 15-
 6- M 50-4 S3 E2/E3 16-
 7- MC 30 S3 E2/E3 17-
 8- MC 40 PS S3 E2/E3 18-
 9- MC 50 PS S3 E2/E3 19-
 10- MC 60 PS S3 E2/E3 20-

| Rep Hinw Fig Item Rif | Número Teil-Nr Numero Part-Nr Part-Nr | Désignation Bezeichnung Descripcion Description Descrizione | 1 | 2 | 3 | 4 | 5 | 6 | 7 | 8 | 9 | 10 | 11 | 12 | 13 | 14 | 15 | 16 | 17 | 18 | 19 | 20 | |
|-----------------------------------|---|--|---|---|---|---|---|---|---|---|---|----|----|----|----|----|----|----|----|----|----|----|--|
| 1 | 218636 | Vérin inclinai. D:40mm C:193mm- Cilindro de inclinación - Cilindro di inclinazione - | Neigungszylinder - Tilting cylinder - | 2 | 2 | 2 | 2 | | | | | | | 2 | | | | | | | | | |
| 2 | 181246 | Bague Anillo Anello | - Büchse - Bushing - | 1 | 1 | 1 | 1 | | | | | | | 1 | | | | | | | | | |
| 3 | 562138 | Corps de vérin Cuerpo de cilindro Corpo di cilindro | - Zylinder körper - Cylinder body - | 1 | 1 | 1 | 1 | | | | | | | 1 | | | | | | | | | |
| 4 | 165292 | Ecrou FR, M30-200 Tuerca Dado | - Mutter - Nut - | 1 | 1 | 1 | 1 | | | | | | | 1 | | | | | | | | | |
| 5 | 548126 | Joint d'étanchéité Junta de estanqueidad Guarnizione | - Dichtungsring - Seal - | 1 | 1 | 1 | 1 | | | | | | | 1 | | | | | | | | | |
| 6 | 549246 | Piston de vérin Pistón de cilindro Pistone del cilindro | - Zylinderkolben - Cylinder piston - | 1 | 1 | 1 | 1 | | | | | | | 1 | | | | | | | | | |
| 7 | 172830 | Joint torique Junta tórica Anello OR | - "0" ring - "0" ring - | 1 | 1 | 1 | 1 | | | | | | | 1 | | | | | | | | | |
| 8 | 565588 | Tige de vérin Vástago de cilindro Stelo del cilindro | - Zylinder stange - Cylinder rod - | 1 | 1 | 1 | 1 | | | | | | | 1 | | | | | | | | | |
| 9 | 4040 | Joint torique Junta tórica Anello OR | - "0" ring - "0" ring - | 1 | 1 | 1 | 1 | | | | | | | 1 | | | | | | | | | |
| 10 | 182268 | Joint anti-extrusion Junta antiextrusión Guarnizione anti estrusione | - Abstützdichtung - Anti-extrusion seal - | 1 | 1 | 1 | 1 | | | | | | | 1 | | | | | | | | | |
| 11 | 161783 | Joint torique Junta tórica Anello OR | - "0" ring - "0" ring - | 1 | 1 | 1 | 1 | | | | | | | 1 | | | | | | | | | |

+

Catalogue : 647010

2

HYDRAULIQUE (Vérin d'inclinaison) (standard 6°/12°)
 HYDRAULIK (Neigungszylinder) (standard 6°/12°)
 HIDRAULICO (Cilindro de inclinación) (estándard 6°/12°)
 HYDRAULIC (Tilting cylinder) (standard 6°/12°)
 IDRAULICO (Cilindro inclinazione) (standard 6°/12°)

Qté-Menge-Cant-Qty-Q.ta

10 CD

37

M

1- M 26-2 S3 E2/E3 11- MC 70 PS S3 E2/E3
 2- M 30-2 S3 E2/E3 12- M-X 30-4 S3-E3
 3- M 26-4 S3 E2/E3 13- M-X 50-4 S3-E3
 4- M 30-4 S3 E2/E3 14- M-X 70-2 S3-E3
 5- M 40-4 S3 E2/E3 15-
 6- M 50-4 S3 E2/E3 16-
 7- MC 30 S3 E2/E3 17-
 8- MC 40 PS S3 E2/E3 18-
 9- MC 50 PS S3 E2/E3 19-
 10- MC 60 PS S3 E2/E3 20-

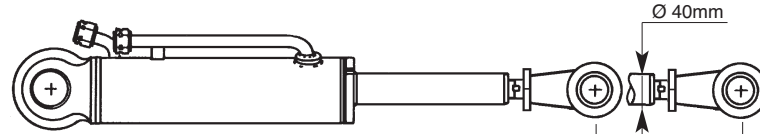
| Rep Hinw Fig Item Rif | Número Teil-Nr Numero Part-Nr Part-Nr | Désignation Bezeichnung Descripcion Description Descrizione | 1 | 2 | 3 | 4 | 5 | 6 | 7 | 8 | 9 | 10 | 11 | 12 | 13 | 14 | 15 | 16 | 17 | 18 | 19 | 20 | |
|-----------------------------------|---|---|---|---|---|---|---|---|---|---|---|----|----|----|----|----|----|----|----|----|----|----|--|
| 12 | 549245 | Bague de fermeture Anillo de cierre Anello di chiusura - Schlussring - Fastening ring - | 1 | 1 | 1 | 1 | | | | | | | | 1 | | | | | | | | | |
| 13 | 5316 | Joint d'étanchéité Junta de estanqueidad Guarnizione - Dichtungsring - Seal - | 1 | 1 | 1 | 1 | | | | | | | | 1 | | | | | | | | | |
| 14 | 1878 | Joint d'étanchéité Junta de estanqueidad Guarnizione - Dichtungsring - Seal - | 1 | 1 | 1 | 1 | | | | | | | | 1 | | | | | | | | | |
| 15 | 58558 | Vis H,M14- 60-8.8-ZN8/C Tornillo Vite - Schraube - Screw - | 1 | 1 | 1 | 1 | | | | | | | | 1 | | | | | | | | | |
| 16 | 561269 | Joint d'étanchéité Junta de estanqueidad Guarnizione - Dichtungsring - Seal - | 2 | 2 | 2 | 2 | | | | | | | | 2 | | | | | | | | | |
| 17 | 561268 | Embout de vérin d'inclinaison Cabo de cilindro de inclinación Tilt ram end tube Ghiera di cilindro inclinazione - Gabelkopf der neigezylinder | 1 | 1 | 1 | 1 | | | | | | | | 1 | | | | | | | | | |
| 18 | 269 | Graisneur Engrasador Ingrassatore - Schmiernippel - Greaser - | 1 | 1 | 1 | 1 | | | | | | | | 1 | | | | | | | | | |
| 19 | 42256 | Rondelle W14 ZN Arandela Rondella - Unterlegscheibe - Washer - | 1 | 1 | 1 | 1 | | | | | | | | 1 | | | | | | | | | |
| 20 | 42324 | Ecrou H ,M14 zingué Tuerca Dado - Mutter - Nut - | 1 | 1 | 1 | 1 | | | | | | | | 1 | | | | | | | | | |
| 21 | 192777 | Capuchon Capuchón Cappuccio - Kappe - Cap - | 1 | 1 | 1 | 1 | | | | | | | | 1 | | | | | | | | | |
| 22 | 548000 | Pochette de joints Juego de juntas Kit guarnizione - Dichtungsatz - Seal kit - | 1 | 1 | 1 | 1 | | | | | | | | 1 | | | | | | | | | |

+

10 CD 38

HYDRAULIQUE (Vérin d'inclinaison) (Inclinaison standard 6°/12°)
 HYDRAULIK (Neigungszylinder) (Standard neigung 6°/12°)
 HIDRAULICO (Cilindro de inclinación) (Inclinación estándar 6°/12°)
 HYDRAULIC (Tilting cylinder) (Standard tilting 6°/12°)
 IDRAULICO (Cilindro di inclinazione) (Inclinazione standard 6°/12°)

MC 30 S.3

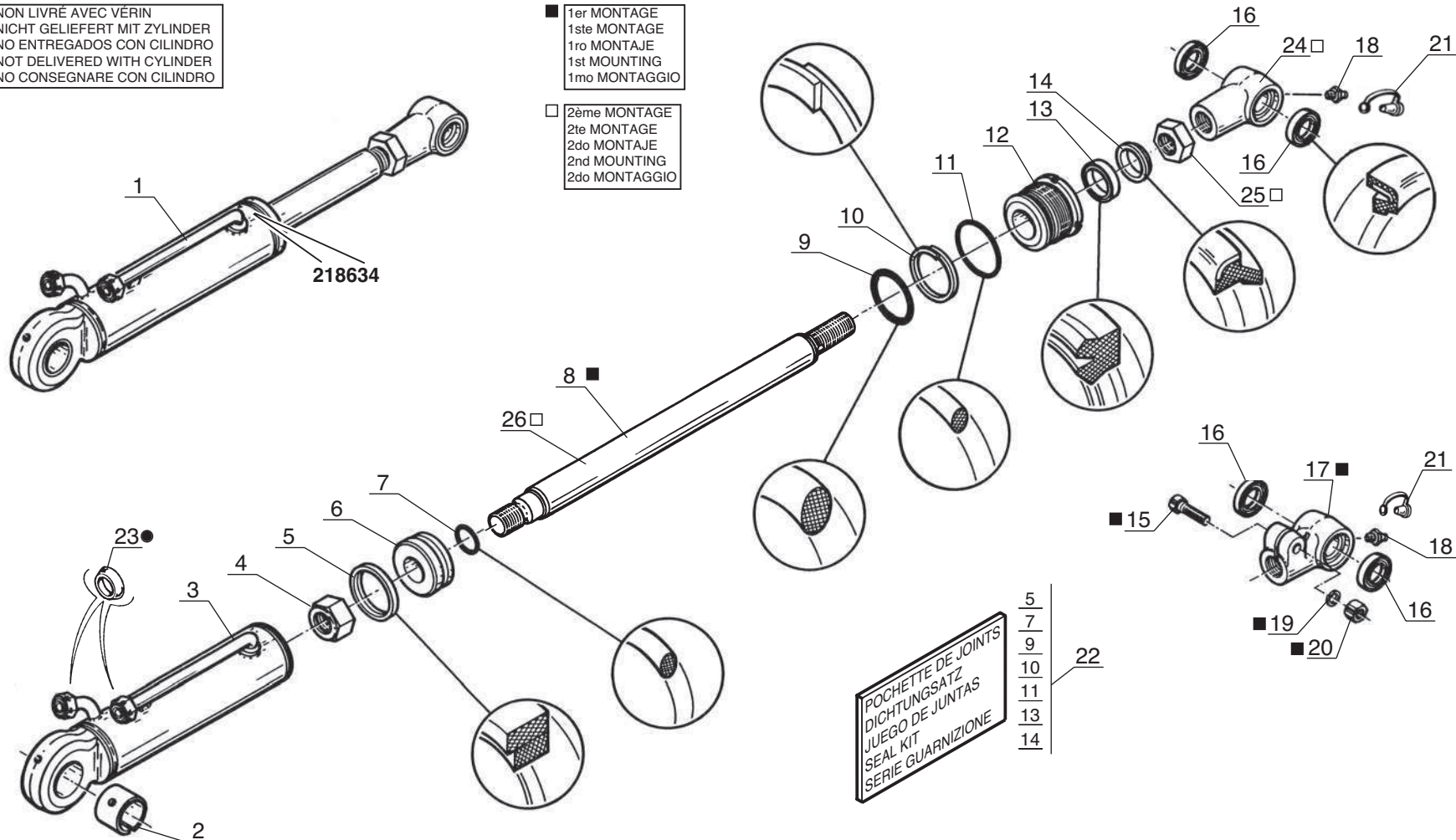


COURSE-HUB-CARRERA-STROKE-CORSA : 193 mm

● NON LIVRÉ AVEC VÉRIN
 NICHT GELIEFERT MIT ZYLINDER
 NO ENTREGADOS CON CILINDRO
 NOT DELIVERED WITH CYLINDER
 NO CONSEGNARE CON CILINDRO

■ 1er MONTAGE
 1ste MONTAGE
 1ro MONTAJE
 1st MOUNTING
 1mo MONTAGGIO

□ 2ème MONTAGE
 2te MONTAGE
 2do MONTAJE
 2nd MOUNTING
 2do MONTAGGIO



POCHETTE DE JOINTS
 DICHTUNGSATZ
 JUEGO DE JUNTAS
 SEAL KIT
 SERIE GUARNIZIONE

- 5
- 7
- 9
- 10
- 11
- 13
- 14

22

Catalogue : 647010

1

HYDRAULIQUE (Vérin d'inclinaison) (standard 6°/12°)
 HYDRAULIK (Neigungszylinder) (standard 6°/12°)
 HIDRAULICO (Cilindro de inclinación) (estándard 6°/12°)
 HYDRAULIC (Tilting cylinder) (standard 6°/12°)
 IDRAULICO (Cilindro inclinazione) (standard 6°/12°)

Qté-Menge-Cant-Qty-Q.ta

10 CD

38

M

| | |
|-----------------------|-----------------------|
| 1- M 26-2 S3 E2/E3 | 11- MC 70 PS S3 E2/E3 |
| 2- M 30-2 S3 E2/E3 | 12- M-X 30-4 S3-E3 |
| 3- M 26-4 S3 E2/E3 | 13- M-X 50-4 S3-E3 |
| 4- M 30-4 S3 E2/E3 | 14- M-X 70-2 S3-E3 |
| 5- M 40-4 S3 E2/E3 | 15- |
| 6- M 50-4 S3 E2/E3 | 16- |
| 7- MC 30 S3 E2/E3 | 17- |
| 8- MC 40 PS S3 E2/E3 | 18- |
| 9- MC 50 PS S3 E2/E3 | 19- |
| 10- MC 60 PS S3 E2/E3 | 20- |

| Rep Hinw Fig Item Rif | Número Teil-Nr Numero Part-Nr Part-Nr | Désignation Bezeichnung Descripcion Description Descrizione |
|-----------------------------------|---|--|
| 1 | 218634 | Vérin inclinai. D:40mm C:193mm- Neigungszylinder Cilindro de inclinación - Tilting cylinder Cilindro di inclinazione - |
| 2 | 181246 | Bague - Büchse Anillo - Bushing Anello - |
| 3 | 562138 | Corps de vérin - Zylinder körper Cuerpo de cilindro - Cylinder body Corpo di cilindro - |
| 4 | 165292 | Ecrou FR, M30-200 - Mutter Tuerca - Nut Dado - |
| 5 | 548126 | Joint d'étanchéité - Dichtungsring Junta de estanqueidad - Seal Guarnizione - |
| 6 | 549246 | Piston de vérin - Zylinderkolben Pistón de cilindro - Cylinder piston Pistone del cilindro - |
| 7 | 172830 | Joint torique - "O" ring Junta tórica - "O" ring Anello OR - |
| 8 | 565587 | Tige de vérin - Zylinder stange Vástago de cilindro - Cylinder rod Stelo del cilindro - |
| 9 | 4040 | Joint torique - "O" ring Junta tórica - "O" ring Anello OR - |
| 10 | 182268 | Joint anti-extrusion - Abstützdichtung Junta antiextrusión - Anti-extrusion seal Guarnizione anti estrusione - |
| 11 | 161783 | Joint torique - "O" ring Junta tórica - "O" ring Anello OR - |

| 1 | 2 | 3 | 4 | 5 | 6 | 7 | 8 | 9 | 10 | 11 | 12 | 13 | 14 | 15 | 16 | 17 | 18 | 19 | 20 |
|---|---|---|---|---|---|---|---|---|----|----|----|----|----|----|----|----|----|----|----|
| | | | | | | 2 | | | | | | | | | | | | | |
| | | | | | | 1 | | | | | | | | | | | | | |
| | | | | | | 1 | | | | | | | | | | | | | |
| | | | | | | 1 | | | | | | | | | | | | | |
| | | | | | | 1 | | | | | | | | | | | | | |
| | | | | | | 1 | | | | | | | | | | | | | |
| | | | | | | 1 | | | | | | | | | | | | | |
| | | | | | | 1 | | | | | | | | | | | | | |
| | | | | | | 1 | | | | | | | | | | | | | |
| | | | | | | 1 | | | | | | | | | | | | | |



Catalogue : 647010

2

HYDRAULIQUE (Vérin d'inclinaison) (standard 6°/12°)
 HYDRAULIK (Neigungszylinder) (standard 6°/12°)
 HIDRAULICO (Cilindro de inclinación) (estándard 6°/12°)
 HYDRAULIC (Tilting cylinder) (standard 6°/12°)
 IDRAULICO (Cilindro inclinazione) (standard 6°/12°)

Qté-Menge-Cant-Qty-Q.ta

10 CD

38

M

| | | | | | | | | | | |
|-----|----|------|----|-------|-------|-----|------|-------|----|-------|
| 1- | M | 26-2 | S3 | E2/E3 | 11- | MC | 70 | PS | S3 | E2/E3 |
| 2- | M | 30-2 | S3 | E2/E3 | 12- | M-X | 30-4 | S3-E3 | | |
| 3- | M | 26-4 | S3 | E2/E3 | 13- | M-X | 50-4 | S3-E3 | | |
| 4- | M | 30-4 | S3 | E2/E3 | 14- | M-X | 70-2 | S3-E3 | | |
| 5- | M | 40-4 | S3 | E2/E3 | 15- | | | | | |
| 6- | M | 50-4 | S3 | E2/E3 | 16- | | | | | |
| 7- | MC | 30 | S3 | E2/E3 | 17- | | | | | |
| 8- | MC | 40 | PS | S3 | E2/E3 | 18- | | | | |
| 9- | MC | 50 | PS | S3 | E2/E3 | 19- | | | | |
| 10- | MC | 60 | PS | S3 | E2/E3 | 20- | | | | |

| Rep Hinw Fig Item Rif | Número Teil-Nr Numero Part-Nr Part-Nr | Désignation Bezeichnung Description Descrizione |
|-----------------------|---------------------------------------|--|
| 12 | 549245 | Bague de fermeture - Schlussring Anillo de cierre - Fastening ring Anello di chiusura - |
| 13 | 5316 | Joint d'étanchéité - Dichtungsring Junta de estanqueidad - Seal Guarnizione - |
| 14 | 1878 | Joint d'étanchéité - Dichtungsring Junta de estanqueidad - Seal Guarnizione - |
| 15 | 58558 | Vis H,M14- 60-8.8-ZN8/C - Schraube Tornillo - Screw Vite - |
| 16 | 561269 | Joint d'étanchéité - Dichtungsring Junta de estanqueidad - Seal Guarnizione - |
| 17 | 561268 | Embout de vérin d'inclinaison - Gabelkopf der neigezylinder Cabo de cilindro de inclinación Tilt ram end tube Ghiera di cilindro inclinazione |
| 18 | 269 | Graisneur - Schmiernippel Engrasador - Greaser Ingrassatore - |
| 19 | 42256 | Rondelle W14 ZN - Unterlegscheibe Arandela - Washer Rondella - |
| 20 | 42324 | Ecrou H ,M14 zingué - Mutter Tuerca - Nut Dado - |
| 21 | 192777 | Capuchon - Kappe Capuchón - Cap Cappuccio - |
| 22 | 548000 | Pochette de joints - Dichtungsatz Juego de juntas - Seal kit Kit guarnizione - |

| 1 | 2 | 3 | 4 | 5 | 6 | 7 | 8 | 9 | 10 | 11 | 12 | 13 | 14 | 15 | 16 | 17 | 18 | 19 | 20 |
|---|---|---|---|---|---|---|---|---|----|----|----|----|----|----|----|----|----|----|----|
| | | | | | | 1 | | | | | | | | | | | | | |
| | | | | | | 1 | | | | | | | | | | | | | |
| | | | | | | 1 | | | | | | | | | | | | | |
| | | | | | | 1 | | | | | | | | | | | | | |
| | | | | | | 2 | | | | | | | | | | | | | |
| | | | | | | 1 | | | | | | | | | | | | | |
| | | | | | | 1 | | | | | | | | | | | | | |
| | | | | | | 1 | | | | | | | | | | | | | |
| | | | | | | 1 | | | | | | | | | | | | | |
| | | | | | | 1 | | | | | | | | | | | | | |
| | | | | | | 1 | | | | | | | | | | | | | |



Catalogue : 647010

3

HYDRAULIQUE (Vérin d'inclinaison) (standard 6°/12°)
 HYDRAULIK (Neigungszylinder) (standard 6°/12°)
 HIDRAULICO (Cilindro de inclinación) (estándard 6°/12°)
 HYDRAULIC (Tilting cylinder) (standard 6°/12°)
 IDRAULICO (Cilindro inclinazione) (standard 6°/12°)

Qté-Menge-Cant-Qty-Q.ta

10 CD

38

M

- | | |
|-----------------------|-----------------------|
| 1- M 26-2 S3 E2/E3 | 11- MC 70 PS S3 E2/E3 |
| 2- M 30-2 S3 E2/E3 | 12- M-X 30-4 S3-E3 |
| 3- M 26-4 S3 E2/E3 | 13- M-X 50-4 S3-E3 |
| 4- M 30-4 S3 E2/E3 | 14- M-X 70-2 S3-E3 |
| 5- M 40-4 S3 E2/E3 | 15- |
| 6- M 50-4 S3 E2/E3 | 16- |
| 7- MC 30 S3 E2/E3 | 17- |
| 8- MC 40 PS S3 E2/E3 | 18- |
| 9- MC 50 PS S3 E2/E3 | 19- |
| 10- MC 60 PS S3 E2/E3 | 20- |

| Rep Hinw Fig Item Rif | Numéro Teil-Nr Numero Part-Nr Part-Nr | Désignation Bezeichnung Descripcion Description Descrizione |
|-----------------------------------|---|--|
| 23 | 169437 | Joint d'étanchéité Junta de estanqueidad Guarnizione - Dichtungsring - Seal - |
| 24 | 588726 | Embout de vérin Cabo de cilindro Ghiera di cilindro - Zylinderkopf - Ram end tube - |
| 25 | 588727 | Ecrou Tuerca Dado - Mutter - Nut - |
| 26 | 562137 | Tige de vérin Vástago de cilindro Stelo del cilindro - Zylinder stange - Cylinder rod - |

| 1 | 2 | 3 | 4 | 5 | 6 | 7 | 8 | 9 | 10 | 11 | 12 | 13 | 14 | 15 | 16 | 17 | 18 | 19 | 20 | |
|---|---|---|---|---|---|---|---|---|----|----|----|----|----|----|----|----|----|----|----|--|
| | | | | | | 2 | | | | | | | | | | | | | | |
| | | | | | | 1 | | | | | | | | | | | | | | |
| | | | | | | 1 | | | | | | | | | | | | | | |
| | | | | | | 1 | | | | | | | | | | | | | | |

**MAT TRIPLE A LEVEE LIBRE TOTALE
DREIFACH HUBMAST TOTAL FREIANSTEIG
MASTIL TRIPLE A LEVANTAMIENTO LIBRE TOTAL
TRIPLE MAST TOTAL FREE LIFT
RAMPA TRIPLEX A LEVATA LIBERA TOTALE**

(A glissière - Mit gleitbahn - Con guía - With slide face)

4,55m

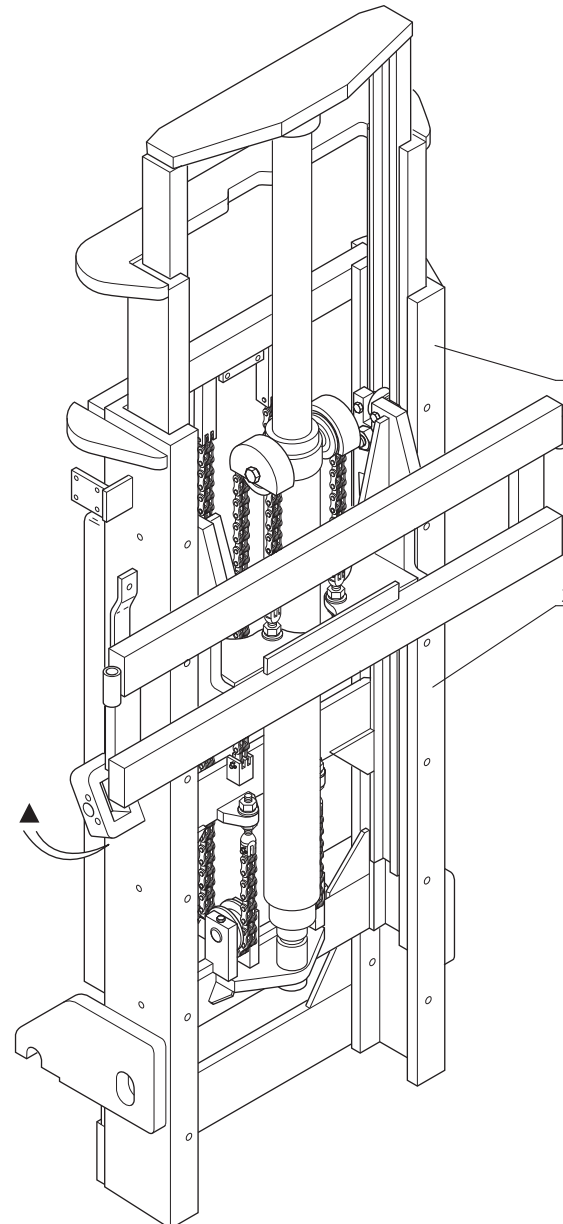
Ref : 570 301 | M26-2 S3 / M26-4 S3

Ref : 570 302 | M30-2 S3 / M30-4 S3 / MC30 S3 / M-X 30-4 S3

5 AB 42

MAT TRIPLE A LEVEE LIBRE TOTALE (Hauteur de levée : 4,55m)
DREIFACH HUBMAST TOTAL FREIANSTEIG (Hubhöhe : 4,55m)
MASTIL TRIPLE A LEVANTAMIENTO LIBRE TOTALE (Altura de levantamiento : 4,55m)
TRIPLE MAST TOTAL FREE LIFT (Lift height : 4,55m)
RAMPA TRIPLEX A LEVATA LIBERA TOTALE (Altezza di sollevamento : 4,55m)
(Inclinaison standard - Standard neigung - Inclinación estandar - Standard tilting - Inclinazione standard : 6°/12°:M26/30 - 6°/10°:MC 30)

M 26-2 S.3 / M 30-2 S.3
M 26-4 S.3 / M 30-4 S.3
MC 30 S.3 / M-X 30-4 S.3



(2,6t.) ◀ 5 AB 31 - 5 AC 11 - 10 AC 50
10 AD 59 - 10 AD 63 - 10 AD 64 - 10 AD 65
10 CA 105 - 10 EA 14 - 10 EA 55 - 12 AA 113

(3t.) ◀ 5 AB 32 - 5 AC 11 - 10 AC 50
10 AD 59 - 10 AD 63 - 10 AD 64 - 10 AD 65
10 CA 106 - 10 EA 14 - 10 EA 55 - 12 AA 113

▲ N° DE MAT A SPECIFIER POUR TOUTE COMMANDE DE PIECES
HUBMAST NUMMER ZUGEBEN FÜR ALLE TEILE
N° DE MASTIS A ESPECIFICAR PARA TODAS PEDIDAS DE PIEZAS
MAST NUMBER TO SPECIFY FOR ALL PARTS ORDER
N° CARRELLO DA SPECIFICARE PER TUTTE GU ORDINI DEL PARTICOLARI

Catalogue : 647010

1

MAT TRIPLE A LEVEE LIBRE TOTALE (4,55 m)
 DREIFACH HUBMAST TOTAL FREIANSTEIG
 MASTIL TRIPLE A LEVANTAMIENTO LIBRE TOTAL
 TRIPLE MAST TOTAL FREE LIFT
 RAMPA TRIPLEX A LEVATA LIBERA TOTALE

Qté-Menge-Cant-Qty-Q.ta

5 AB

42

M

- | | |
|-----------------------|-----------------------|
| 1- M 26-2 S3 E2/E3 | 11- MC 70 PS S3 E2/E3 |
| 2- M 30-2 S3 E2/E3 | 12- M-X 30-4 S3-E3 |
| 3- M 26-4 S3 E2/E3 | 13- M-X 50-4 S3-E3 |
| 4- M 30-4 S3 E2/E3 | 14- M-X 70-2 S3-E3 |
| 5- M 40-4 S3 E2/E3 | 15- |
| 6- M 50-4 S3 E2/E3 | 16- |
| 7- MC 30 S3 E2/E3 | 17- |
| 8- MC 40 PS S3 E2/E3 | 18- |
| 9- MC 50 PS S3 E2/E3 | 19- |
| 10- MC 60 PS S3 E2/E3 | 20- |

| Rep Hinw Fig Item Rif | Numéro Teil-Nr Numero Part-Nr Part-Nr | Désignation Bezeichnung Descripcion Description Descrizione |
|-----------------------------------|---|---|
| 1 | 570301 | Mât triple (4,55 m) Mastil triple Rampa triplex - Dreifach hubmast - Triple mast - |
| 2 | 570302 | Mât triple (4,55 m) Mastil triple Rampa triplex - Dreifach hubmast - Triple mast - |

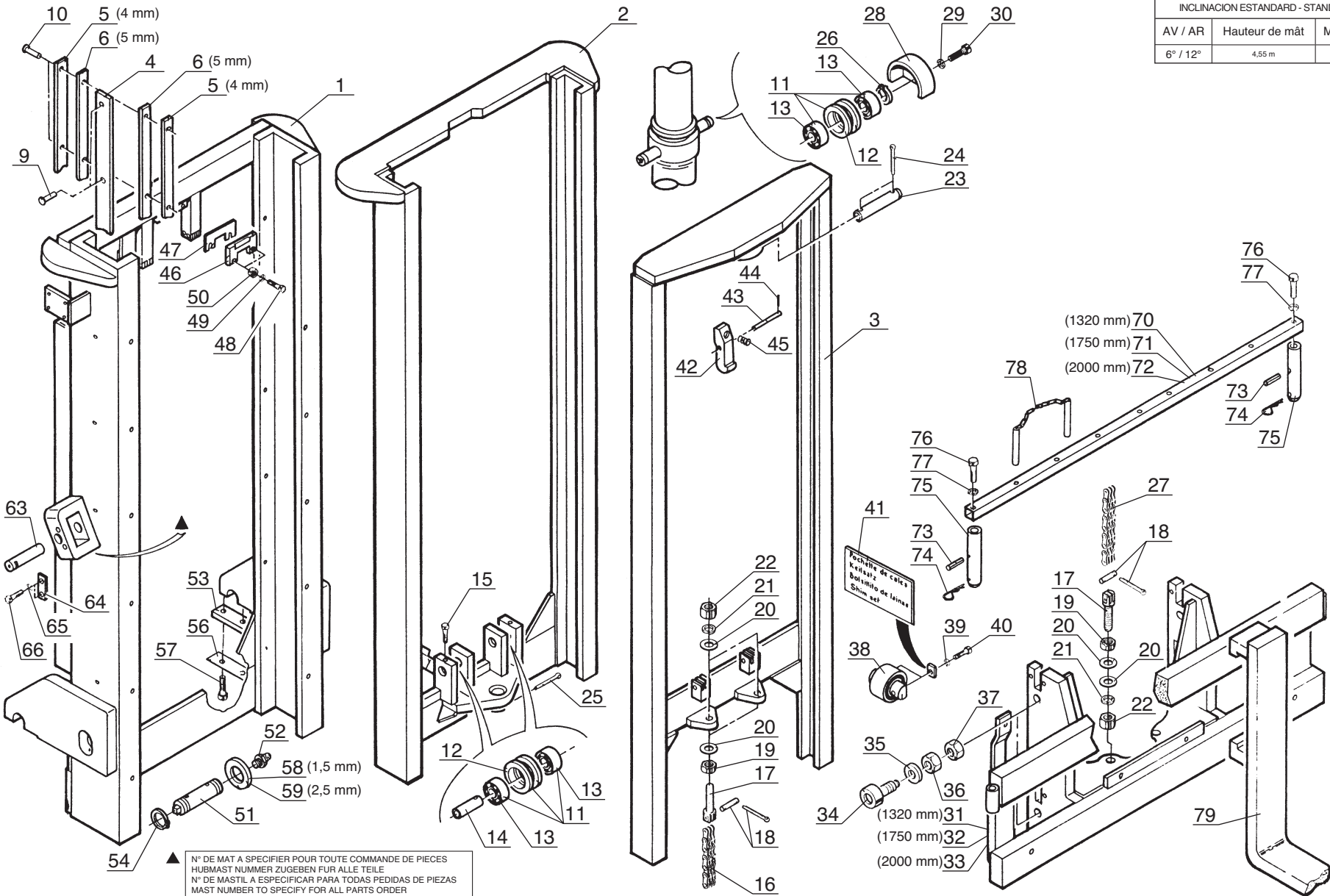
| 1 | 2 | 3 | 4 | 5 | 6 | 7 | 8 | 9 | 10 | 11 | 12 | 13 | 14 | 15 | 16 | 17 | 18 | 19 | 20 | |
|---|---|---|---|---|---|---|---|---|----|----|----|----|----|----|----|----|----|----|----|--|
| 1 | | 1 | | | | | | | | | | | | | | | | | | |
| | 1 | | 1 | | | 1 | | | | | 1 | | | | | | | | | |

5 AB 31

MAT TRIPLE A LEVEE LIBRE TOTALE (Hauteur de levée : 4,55 m)
 DREIFACH HUBMAST TOTAL FREIANSTEIG (Hubhöhe : 4,55 m)
 MASTIL TRIPLE A LEVANTAMIENTO LIBRE TOTALE (Altura de levantamiento : 4,55 m)
 TRIPLE MAST TOTAL FREE LIFT (Lift height : 4,55 m)

M 26-2 S.3 / M 26-4 S.3

| | | |
|---|----------------|-----------------|
| INCLINAISON STANDARD - STANDARD NEIGUNG INCLINACION ESTANDARD - STANDARD TILTING | | |
| AV / AR | Hauteur de mât | M 26-2 / M 26-4 |
| 6° / 12° | 4,55 m | 570 301 |



N° DE MAT A SPECIFIER POUR TOUTE COMMANDE DE PIECES
 HUBMAST NUMBER ZUGEBEN FÜR ALLE TEILE
 N° DE MASTIL A ESPECIFICAR PARA TODAS PEDIDAS DE PIEZAS
 MAST NUMBER TO SPECIFY FOR ALL PARTS ORDER

Catalogue : 647010

Qté-Menge-Cant-Qty-Q.ta

5 AB

31

M

1

MAT TRIPLE A LEVEE LIBRE TOTALE (4,55 m)
 DREIFACH HUBMAST TOTAL FREIANSTEIG
 MASTIL TRIPLE A LEVANTAMIENTO LIBRE TOTAL
 TRIPLE MAST TOTAL FREE LIFT
 RAMPA TRIPLEX A LEVATA LIBERA TOTALE

- | | |
|-----------------------|-----------------------|
| 1- M 26-2 S3 E2/E3 | 11- MC 70 PS S3 E2/E3 |
| 2- M 30-2 S3 E2/E3 | 12- M-X 30-4 S3-E3 |
| 3- M 26-4 S3 E2/E3 | 13- M-X 50-4 S3-E3 |
| 4- M 30-4 S3 E2/E3 | 14- M-X 70-2 S3-E3 |
| 5- M 40-4 S3 E2/E3 | 15- |
| 6- M 50-4 S3 E2/E3 | 16- |
| 7- MC 30 S3 E2/E3 | 17- |
| 8- MC 40 PS S3 E2/E3 | 18- |
| 9- MC 50 PS S3 E2/E3 | 19- |
| 10- MC 60 PS S3 E2/E3 | 20- |

| Rep Hinw Fig Item Rif | Numéro Teil-Nr Numero Part-Nr Part-Nr | Désignation Bezeichnung Descripcion Description Descrizione | 1 | 2 | 3 | 4 | 5 | 6 | 7 | 8 | 9 | 10 | 11 | 12 | 13 | 14 | 15 | 16 | 17 | 18 | 19 | 20 |
|-----------------------------------|---|--|----|---|----|---|---|---|---|---|---|----|----|----|----|----|----|----|----|----|----|----|
| 1 | 220995 | Montant fixe (4,55 m) - Aussengerüst Montante fijo - Outer channel Montante fisso - | 1 | | 1 | | | | | | | | | | | | | | | | | |
| 2 | 220998 | Montant intermédiaire (4,55 m) - Zwischengerüst Montante intermediario - Intermediate channel Montante intermedio - | 1 | | 1 | | | | | | | | | | | | | | | | | |
| 3 | 221001 | Montant intérieur (4,55 m) - Innengerüst Montante interior - Outer channel Montante interiore - | 1 | | 1 | | | | | | | | | | | | | | | | | |
| 4 | 160282 | Plaque d'usure - Verschleissplatte Placa de desgaste - Friction lining side Piastra du usura - | 2 | | 2 | | | | | | | | | | | | | | | | | |
| 5 | 160281 | Plaque d'usure (ép. 4 mm lg 1895 mm) Verschleissplatte (dicke 4 mm länge 1895 mm) Placa de desgaste (espesor 4 mm long 1895 mm) Friction lining side (thickness 4 mm length 1895 mm) Piastra du usura (ép. 4 mm lunghezza 1895 mm) | 4 | | 4 | | | | | | | | | | | | | | | | | |
| 6 | 160280 | Plaque d'usure (ép. 5 mm lg 1895 mm) Verschleissplatte (dicke 5 mm länge 1895 mm) Placa de desgaste (espesor 5 mm long 1895 mm) Friction lining side (thickness 5 mm length 1895 mm) Piastra du usura (ép. 5 mm lunghezza 1895 mm) | 4 | | 4 | | | | | | | | | | | | | | | | | |
| 9 | 37000 | Rivet - Niete Remache - Rivet Rivetto - | 12 | | 12 | | | | | | | | | | | | | | | | | |
| 10 | 37002 | Rivet - Niete Remache - Rivet Rivetto - | 24 | | 24 | | | | | | | | | | | | | | | | | |
| 11 | 189201 | Galet de chaîne, complet - Kompletter kettenrolle Rodillo de cadena completo - Complete chain roller Rullo catena, completo - | 4 | | 4 | | | | | | | | | | | | | | | | | |
| 12 | 188823 | Galet de chaîne, nu - Kettenrolle, allein Rodillo de cadena, solo - Chain roller, stripped Rullo catena, nudo - | 4 | | 4 | | | | | | | | | | | | | | | | | |

+

Catalogue : 647010

2

MAT TRIPLE A LEVEE LIBRE TOTALE (4,55 m)
 DREIFACH HUBMAST TOTAL FREIANSTEIG
 MASTIL TRIPLE A LEVANTAMIENTO LIBRE TOTAL
 TRIPLE MAST TOTAL FREE LIFT
 RAMPA TRIPLEX A LEVATA LIBERA TOTALE

Qté-Menge-Cant-Qty-Q.ta

5 AB

31

M

| | | | | | | | | | | |
|-----|----|------|----|-------|-------|-----|------|-------|----|-------|
| 1- | M | 26-2 | S3 | E2/E3 | 11- | MC | 70 | PS | S3 | E2/E3 |
| 2- | M | 30-2 | S3 | E2/E3 | 12- | M-X | 30-4 | S3-E3 | | |
| 3- | M | 26-4 | S3 | E2/E3 | 13- | M-X | 50-4 | S3-E3 | | |
| 4- | M | 30-4 | S3 | E2/E3 | 14- | M-X | 70-2 | S3-E3 | | |
| 5- | M | 40-4 | S3 | E2/E3 | 15- | | | | | |
| 6- | M | 50-4 | S3 | E2/E3 | 16- | | | | | |
| 7- | MC | 30 | S3 | E2/E3 | 17- | | | | | |
| 8- | MC | 40 | PS | S3 | E2/E3 | 18- | | | | |
| 9- | MC | 50 | PS | S3 | E2/E3 | 19- | | | | |
| 10- | MC | 60 | PS | S3 | E2/E3 | 20- | | | | |

| Rep Hinw Fig Item Rif | Numéro Teil-Nr Numero Part-Nr Part-Nr | Désignation Bezeichnung Descripcion Description Descrizione | 1 | 2 | 3 | 4 | 5 | 6 | 7 | 8 | 9 | 10 | 11 | 12 | 13 | 14 | 15 | 16 | 17 | 18 | 19 | 20 |
|-----------------------------------|---|---|---|---|---|---|---|---|---|---|---|----|----|----|----|----|----|----|----|----|----|----|
| 13 | 2451 | Roulement Rodamiento Cuscinetto - Läger - Bearing - | 8 | | 8 | | | | | | | | | | | | | | | | | |
| 14 | 48817 | Axe de galet Eje de rodillo Perno rullo - Rollenachse - Roller axle - | 2 | | 2 | | | | | | | | | | | | | | | | | |
| 15 | 63544 | Vis H,M10- 30-8.8-ZN8/C Tornillo Vite - Schraube - Screw - | 2 | | 2 | | | | | | | | | | | | | | | | | |
| 16 | 4536 | Chaîne Cadena Catena - Kette - Chain - | 2 | | 2 | | | | | | | | | | | | | | | | | |
| 17 | 161252 | Tendeur de chaîne Tensor de cadena Tenditore catena - Kettenspanner - Chain tightener - | 4 | | 4 | | | | | | | | | | | | | | | | | |
| 18 | 161253 | Axe + 2 goupilles Eje + 2 pasadors Perno + 2 spina - Bolzen + 2 stift - Pin + 2 cotter pin - | 8 | | 8 | | | | | | | | | | | | | | | | | |
| 19 | 18422 | Ecrou Hm, M16 zingué Tuerca Dado - Mutter - Nut - | 4 | | 4 | | | | | | | | | | | | | | | | | |
| 20 | 73978 | Rondelle SP 16,5x 45 x 4 ZN Arandela Rondella - Unterlegscheibe - Washer - | 8 | | 8 | | | | | | | | | | | | | | | | | |
| 21 | 42322 | Rondelle W16 ZN Arandela Rondella - Unterlegscheibe - Washer - | 4 | | 4 | | | | | | | | | | | | | | | | | |
| 22 | 42813 | Ecrou H ,M16 zingué Tuerca Dado - Mutter - Nut - | 4 | | 4 | | | | | | | | | | | | | | | | | |
| 23 | 176176 | Axe Eje Perno - Bolzen - Pin - | 1 | | 1 | | | | | | | | | | | | | | | | | |

+

Catalogue : 647010

3

MAT TRIPLE A LEVEE LIBRE TOTALE (4,55 m)
 DREIFACH HUBMAST TOTAL FREIANSTEIG
 MASTIL TRIPLE A LEVANTAMIENTO LIBRE TOTAL
 TRIPLE MAST TOTAL FREE LIFT
 RAMPA TRIPLEX A LEVATA LIBERA TOTALE

Qté-Menge-Cant-Qty-Q.ta

5 AB

31

M

| | | | | | | | | | | |
|-----|----|------|----|-------|-------|-----|------|-------|----|-------|
| 1- | M | 26-2 | S3 | E2/E3 | 11- | MC | 70 | PS | S3 | E2/E3 |
| 2- | M | 30-2 | S3 | E2/E3 | 12- | M-X | 30-4 | S3-E3 | | |
| 3- | M | 26-4 | S3 | E2/E3 | 13- | M-X | 50-4 | S3-E3 | | |
| 4- | M | 30-4 | S3 | E2/E3 | 14- | M-X | 70-2 | S3-E3 | | |
| 5- | M | 40-4 | S3 | E2/E3 | 15- | | | | | |
| 6- | M | 50-4 | S3 | E2/E3 | 16- | | | | | |
| 7- | MC | 30 | S3 | E2/E3 | 17- | | | | | |
| 8- | MC | 40 | PS | S3 | E2/E3 | 18- | | | | |
| 9- | MC | 50 | PS | S3 | E2/E3 | 19- | | | | |
| 10- | MC | 60 | PS | S3 | E2/E3 | 20- | | | | |

| Rep Hinw Fig Item Rif | Numéro Teil-Nr Numero Part-Nr Part-Nr | Désignation Bezeichnung Descripcion Description Descrizione | 1 | 2 | 3 | 4 | 5 | 6 | 7 | 8 | 9 | 10 | 11 | 12 | 13 | 14 | 15 | 16 | 17 | 18 | 19 | 20 |
|-----------------------------------|---|---|---|---|---|---|---|---|---|---|---|----|----|----|----|----|----|----|----|----|----|----|
| 24 | 35010 | Goupille V 6,3 x 55 zinguée - Stift Pasador - Pin Spina - | 2 | | 2 | | | | | | | | | | | | | | | | | |
| 25 | 42321 | Goupille V 6,3 x 60 ZN12C - Stift Pasador - Pin Spina - | 1 | | 1 | | | | | | | | | | | | | | | | | |
| 26 | 20037 | Circlips - Sicherungsring Aro retén - Circlip Anello elastico - | 2 | | 2 | | | | | | | | | | | | | | | | | |
| 27 | 61268 | Chaîne - Kette Cadena - Chain Catena - | 2 | | 2 | | | | | | | | | | | | | | | | | |
| 28 | 221007 | Protecteur de chaîne - Kettenschütz Protector de cadena - Chain protector Protezione catena - | 2 | | 2 | | | | | | | | | | | | | | | | | |
| 29 | 42231 | Rondelle W12 ZN - Unterlegscheibe Arandela - Washer Rondella - | 2 | | 2 | | | | | | | | | | | | | | | | | |
| 30 | 160552 | Vis H,M12- 16-8.8-ZN8/C - Schraube Tornillo - Screw Vite - | 2 | | 2 | | | | | | | | | | | | | | | | | |
| 31 | 221009 | Tablier porte fourches, nu (Longueur 1320 mm) Gabelträger, allein (Länge 1320 mm) Tablero portahorquillas, solo (Longitud 1320 mm) Forks carrier, stripped (Length 1320 mm) Portaforche, nudo (Lunghezza 1320 mm) | 1 | | 1 | | | | | | | | | | | | | | | | | |
| 32 | 221011 | Tablier porte fourches, nu (Longueur 1750 mm) Gabelträger, allein (Länge 1750 mm) Tablero portahorquillas, solo (Longitud 1750 mm) Forks carrier, stripped (Length 1750 mm) Portaforche, nudo (Lunghezza 1750 mm) | 1 | | 1 | | | | | | | | | | | | | | | | | |
| 33 | 221013 | Tablier porte fourches, nu (Longueur 2000 mm) Gabelträger, allein (Länge 2000 mm) Tablero portahorquillas, solo (Longitud 2000 mm) Forks carrier, stripped (Length 2000 mm) Portaforche, nudo (Lunghezza 2000 mm) | 1 | | 1 | | | | | | | | | | | | | | | | | |

+

Catalogue : 647010

4

MAT TRIPLE A LEVEE LIBRE TOTALE (4,55 m)
 DREIFACH HUBMAST TOTAL FREIANSTEIG
 MASTIL TRIPLE A LEVANTAMIENTO LIBRE TOTAL
 TRIPLE MAST TOTAL FREE LIFT
 RAMPA TRIPLEX A LEVATA LIBERA TOTALE

Qté-Menge-Cant-Qty-Q.ta

5 AB

31

M

- | | |
|-----------------------|-----------------------|
| 1- M 26-2 S3 E2/E3 | 11- MC 70 PS S3 E2/E3 |
| 2- M 30-2 S3 E2/E3 | 12- M-X 30-4 S3-E3 |
| 3- M 26-4 S3 E2/E3 | 13- M-X 50-4 S3-E3 |
| 4- M 30-4 S3 E2/E3 | 14- M-X 70-2 S3-E3 |
| 5- M 40-4 S3 E2/E3 | 15- |
| 6- M 50-4 S3 E2/E3 | 16- |
| 7- MC 30 S3 E2/E3 | 17- |
| 8- MC 40 PS S3 E2/E3 | 18- |
| 9- MC 50 PS S3 E2/E3 | 19- |
| 10- MC 60 PS S3 E2/E3 | 20- |

| Rep Hinw Fig Item Rif | Número Teil-Nr Numero Part-Nr Part-Nr | Désignation Bezeichnung Descripcion Description Descrizione | 1 | 2 | 3 | 4 | 5 | 6 | 7 | 8 | 9 | 10 | 11 | 12 | 13 | 14 | 15 | 16 | 17 | 18 | 19 | 20 | |
|-----------------------------------|---|---|--|---|---|---|---|---|---|---|---|----|----|----|----|----|----|----|----|----|----|----|--|
| 34 | 7590 | Galet porteur avec axe Rodillo con eje Rullo con perno | - Rolle mit achse - Roller with axle - | 4 | | 4 | | | | | | | | | | | | | | | | | |
| 35 | 662 | Rondelle ELAST 30,5x60x3,5ZN Arandela Rondella | - Unterlegscheibe - Washer - | 4 | | 4 | | | | | | | | | | | | | | | | | |
| 36 | 58388 | Ecrou Hm, M30 P150 C05 ZN..C Tuerca Dado | - Mutter - Nut - | 4 | | 4 | | | | | | | | | | | | | | | | | |
| 37 | 663 | Ecrou PAL D 30 P150 Tuerca Dado | - Mutter - Nut - | 4 | | 4 | | | | | | | | | | | | | | | | | |
| 38 | 51121 | Galet guide avec axe Rodillo guía con eje Rullo guida con perno | - Führungsrolle mit achse - Guide roller with axle - | 4 | | 4 | | | | | | | | | | | | | | | | | |
| 39 | 42232 | Rondelle W10 ZN Arandela Rondella | - Unterlegscheibe - Washer - | 8 | | 8 | | | | | | | | | | | | | | | | | |
| 40 | 45633 | Vis H,M10- 50-8.8-ZN8/C Tornillo Vite | - Schraube - Screw - | 8 | | 8 | | | | | | | | | | | | | | | | | |
| 41 | 38368 | Pochette de cales Juego de calas Kit spessore | - Unterlegblechsatz - Shim kit - | X | | X | | | | | | | | | | | | | | | | | |
| 42 | 176652 | Verrou Cerrojo Catenaccio | - Riegel - Locker - | 1 | | 1 | | | | | | | | | | | | | | | | | |
| 43 | 168268 | Axe Eje Perno | - Bolzen - Pin - | 1 | | 1 | | | | | | | | | | | | | | | | | |
| 44 | 53401 | Goupille 3,5 x 18 E Pasador Spina | - Stift - Pin - | 1 | | 1 | | | | | | | | | | | | | | | | | |

+

Catalogue : 647010

5

MAT TRIPLE A LEVEE LIBRE TOTALE (4,55 m)
 DREIFACH HUBMAST TOTAL FREIANSTEIG
 MASTIL TRIPLE A LEVANTAMIENTO LIBRE TOTAL
 TRIPLE MAST TOTAL FREE LIFT
 RAMPA TRIPLEX A LEVATA LIBERA TOTALE

Qté-Menge-Cant-Qty-Q.ta

5 AB

31

M

- | | |
|-----------------------|-----------------------|
| 1- M 26-2 S3 E2/E3 | 11- MC 70 PS S3 E2/E3 |
| 2- M 30-2 S3 E2/E3 | 12- M-X 30-4 S3-E3 |
| 3- M 26-4 S3 E2/E3 | 13- M-X 50-4 S3-E3 |
| 4- M 30-4 S3 E2/E3 | 14- M-X 70-2 S3-E3 |
| 5- M 40-4 S3 E2/E3 | 15- |
| 6- M 50-4 S3 E2/E3 | 16- |
| 7- MC 30 S3 E2/E3 | 17- |
| 8- MC 40 PS S3 E2/E3 | 18- |
| 9- MC 50 PS S3 E2/E3 | 19- |
| 10- MC 60 PS S3 E2/E3 | 20- |

| Rep Hinw Fig Item Rif | Número Teil-Nr Numero Part-Nr Part-Nr | Désignation Bezeichnung Descripcion Description Descrizione | 1 | 2 | 3 | 4 | 5 | 6 | 7 | 8 | 9 | 10 | 11 | 12 | 13 | 14 | 15 | 16 | 17 | 18 | 19 | 20 |
|-----------------------------------|---|--|---|---|---|---|---|---|---|---|---|----|----|----|----|----|----|----|----|----|----|----|
| 45 | 34008 | Ressort - Feder Muelle - Spring Molla - | 1 | | 1 | | | | | | | | | | | | | | | | | |
| 46 | 176177 | Came - Nocke Leva - Cam Camma - | 1 | | 1 | | | | | | | | | | | | | | | | | |
| 47 | 176179 | Cale d'épaisseur - Ausgleichscheibe Cala de espesor - Shim Spessore - | X | | X | | | | | | | | | | | | | | | | | |
| 48 | 60674 | Vis H,M10- 40- 40 zinguée - Schraube Tornillo - Screw Vite - | 2 | | 2 | | | | | | | | | | | | | | | | | |
| 49 | 42232 | Rondelle W10 ZN - Unterlegscheibe Arandela - Washer Rondella - | 2 | | 2 | | | | | | | | | | | | | | | | | |
| 50 | 56354 | Ecrou H ,M10 zingué - Mutter Tuerca - Nut Dado - | 2 | | 2 | | | | | | | | | | | | | | | | | |
| 51 | 180392 | Axe d'articulation - Gelenkachse Eje de articulación - Articulating pin Perno di articolazione - | 2 | | 2 | | | | | | | | | | | | | | | | | |
| 52 | 5135 | Graisser droit (M 10 x 150) - Gerade schmiernippel Engrasador recto - Straight greaser Ingrassatore destro - | 2 | | 2 | | | | | | | | | | | | | | | | | |
| 53 | 219280 | Plat d'arrêt - Anschlag platte Placa de parada - Stop plate Piatto d'arresto - | 2 | | 2 | | | | | | | | | | | | | | | | | |
| 54 | 2637 | Circlips - Sicherungsring Aro retén - Circlip Anello elastico - | 4 | | 4 | | | | | | | | | | | | | | | | | |
| 56 | 183970 | Plaquette d'arrêt - Anschlag platte Placa de tope - Stop plate Piastrina d'arresto - | 2 | | 2 | | | | | | | | | | | | | | | | | |

+

Catalogue : 647010

6

MAT TRIPLE A LEVEE LIBRE TOTALE (4,55 m)
 DREIFACH HUBMAST TOTAL FREIANSTEIG
 MASTIL TRIPLE A LEVANTAMIENTO LIBRE TOTAL
 TRIPLE MAST TOTAL FREE LIFT
 RAMPA TRIPLEX A LEVATA LIBERA TOTALE

Qté-Menge-Cant-Qty-Q.ta

5 AB

31

M

| | | | | | | | | | | |
|-----|----|------|----|-------|-------|-----|------|-------|----|-------|
| 1- | M | 26-2 | S3 | E2/E3 | 11- | MC | 70 | PS | S3 | E2/E3 |
| 2- | M | 30-2 | S3 | E2/E3 | 12- | M-X | 30-4 | S3-E3 | | |
| 3- | M | 26-4 | S3 | E2/E3 | 13- | M-X | 50-4 | S3-E3 | | |
| 4- | M | 30-4 | S3 | E2/E3 | 14- | M-X | 70-2 | S3-E3 | | |
| 5- | M | 40-4 | S3 | E2/E3 | 15- | | | | | |
| 6- | M | 50-4 | S3 | E2/E3 | 16- | | | | | |
| 7- | MC | 30 | S3 | E2/E3 | 17- | | | | | |
| 8- | MC | 40 | PS | S3 | E2/E3 | 18- | | | | |
| 9- | MC | 50 | PS | S3 | E2/E3 | 19- | | | | |
| 10- | MC | 60 | PS | S3 | E2/E3 | 20- | | | | |

| Rep Hinw Fig Item Rif | Numéro Teil-Nr Numero Part-Nr Part-Nr | Désignation Bezeichnung Descripcion Description Descrizione | 1 | 2 | 3 | 4 | 5 | 6 | 7 | 8 | 9 | 10 | 11 | 12 | 13 | 14 | 15 | 16 | 17 | 18 | 19 | 20 |
|-----------------------------------|---|---|---|---|---|---|---|---|---|---|---|----|----|----|----|----|----|----|----|----|----|----|
| 57 | 58611 | Vis H,M18- 50 zinguée Tornillo Vite - Schraube - Screw - | 4 | | 4 | | | | | | | | | | | | | | | | | |
| 58 | 181490 | Rondelle SP 46 x 68 x 1,5ZN Arandela Rondella - Unterlegscheibe - Washer - | X | | X | | | | | | | | | | | | | | | | | |
| 59 | 181491 | Rondelle SP 46 x 68 x 2,5ZN Arandela Rondella - Unterlegscheibe - Washer - | X | | X | | | | | | | | | | | | | | | | | |
| 63 | 220908 | Axe d'articulation Eje de articulación Perno di articolazione - Gelenkachse - Articulating pin - | 2 | | 2 | | | | | | | | | | | | | | | | | |
| 64 | 165363 | Plaque de fixation Placa de fijación Piastra di fissaggio - Befestigung Platte - Fastening plate - | 2 | | 2 | | | | | | | | | | | | | | | | | |
| 65 | 42232 | Rondelle W10 ZN Arandela Rondella - Unterlegscheibe - Washer - | 4 | | 4 | | | | | | | | | | | | | | | | | |
| 66 | 63727 | Vis H,M10- 20-8.8-ZN8/C Tornillo Vite - Schraube - Screw - | 4 | | 4 | | | | | | | | | | | | | | | | | |
| 70 | 19092 | Blocage de fourche (Longueur 1320 mm) Gabelblockierung (Länge 1320 mm) Bloqueo de horquilla (Longitud 1320 mm) Forks locking (Length 1320 mm) Bloccaggio de forca (Lunghezza 1320 mm) | 1 | | 1 | | | | | | | | | | | | | | | | | |
| 71 | 19080 | Blocage de fourche (Longueur 1750 mm) Gabelblockierung (Länge 1750 mm) Bloqueo de horquilla (Longitud 1750 mm) Forks locking (Length 1750 mm) Bloccaggio de forca (Lunghezza 1750 mm) | 1 | | 1 | | | | | | | | | | | | | | | | | |
| 72 | 165529 | Blocage de fourche (Longueur 2000 mm) Gabelblockierung (Länge 2000 mm) Bloqueo de horquilla (Longitud 2000 mm) Forks locking (Length 2000 mm) Bloccaggio de forca (Lunghezza 2000 mm) | 1 | | 1 | | | | | | | | | | | | | | | | | |

+

Catalogue : 647010

7

MAT TRIPLE A LEVEE LIBRE TOTALE (4,55 m)
 DREIFACH HUBMAST TOTAL FREIANSTEIG
 MASTIL TRIPLE A LEVANTAMIENTO LIBRE TOTAL
 TRIPLE MAST TOTAL FREE LIFT
 RAMPA TRIPLEX A LEVATA LIBERA TOTALE

Qté-Menge-Cant-Qty-Q.ta

5 AB

31

M

- | | |
|-----------------------|-----------------------|
| 1- M 26-2 S3 E2/E3 | 11- MC 70 PS S3 E2/E3 |
| 2- M 30-2 S3 E2/E3 | 12- M-X 30-4 S3-E3 |
| 3- M 26-4 S3 E2/E3 | 13- M-X 50-4 S3-E3 |
| 4- M 30-4 S3 E2/E3 | 14- M-X 70-2 S3-E3 |
| 5- M 40-4 S3 E2/E3 | 15- |
| 6- M 50-4 S3 E2/E3 | 16- |
| 7- MC 30 S3 E2/E3 | 17- |
| 8- MC 40 PS S3 E2/E3 | 18- |
| 9- MC 50 PS S3 E2/E3 | 19- |
| 10- MC 60 PS S3 E2/E3 | 20- |

| Rep Hinw Fig Item Rif | Numéro Teil-Nr Numero Part-Nr Part-Nr | Désignation Bezeichnung Descripcion Description Descrizione | | | | | | | | | | | | | | | | | | | | |
|-----------------------------------|---|---|---|---|---|---|---|---|---|---|---|----|----|----|----|----|----|----|----|----|----|----|
| | | | 1 | 2 | 3 | 4 | 5 | 6 | 7 | 8 | 9 | 10 | 11 | 12 | 13 | 14 | 15 | 16 | 17 | 18 | 19 | 20 |
| 73 | 7955 | Goupille MECA 8 x1,5 x 40 E - Stift Pasador - Pin Spina - | 2 | | 2 | | | | | | | | | | | | | | | | | |
| 74 | 9784 | Goupille "Beta" de 4 - Stift Pasador - Pin Spina - | 2 | | 2 | | | | | | | | | | | | | | | | | |
| 75 | 178905 | Axe de blocage de fourche - Gabelblockierungachse Eje de bloqueo de horquilla - Forks locking axle Perno di bloccaggio de forca - | 2 | | 2 | | | | | | | | | | | | | | | | | |
| 76 | 58558 | Vis H,M14- 60-8.8-ZN8/C - Schraube Tornillo - Screw Vite - | 2 | | 2 | | | | | | | | | | | | | | | | | |
| 77 | 42256 | Rondelle W14 ZN - Unterlegscheibe Arandela - Washer Rondella - | 2 | | 2 | | | | | | | | | | | | | | | | | |
| 78 | 20029 | Broche - Spindel Brocha - Spindle Barra - | 2 | | 2 | | | | | | | | | | | | | | | | | |
| 79 | 415150 | Fourche - Gabel Horquilla - Fork Forca - | 2 | | 2 | | | | | | | | | | | | | | | | | |

Catalogue : 647010

Qté-Menge-Cant-Qty-Q.ta

5 AB

32

M

1

MAT TRIPLE A LEVEE LIBRE TOTALE (4,55 m)
 DREIFACH HUBMAST TOTAL FREIANSTEIG
 MASTIL TRIPLE A LEVANTAMIENTO LIBRE TOTAL
 TRIPLE MAST TOTAL FREE LIFT
 RAMPA TRIPLEX A LEVATA LIBERA TOTALE

1- M 26-2 S3 E2/E3 11- MC 70 PS S3 E2/E3
 2- M 30-2 S3 E2/E3 12- M-X 30-4 S3-E3
 3- M 26-4 S3 E2/E3 13- M-X 50-4 S3-E3
 4- M 30-4 S3 E2/E3 14- M-X 70-2 S3-E3
 5- M 40-4 S3 E2/E3 15-
 6- M 50-4 S3 E2/E3 16-
 7- MC 30 S3 E2/E3 17-
 8- MC 40 PS S3 E2/E3 18-
 9- MC 50 PS S3 E2/E3 19-
 10- MC 60 PS S3 E2/E3 20-

| Rep Hinw Fig Item Rif | Numéro Teil-Nr Numero Part-Nr Part-Nr | Désignation Bezeichnung Descripcion Description Descrizione | 1 | 2 | 3 | 4 | 5 | 6 | 7 | 8 | 9 | 10 | 11 | 12 | 13 | 14 | 15 | 16 | 17 | 18 | 19 | 20 |
|-----------------------------------|---|--|---|----|---|----|---|---|----|---|---|----|----|----|----|----|----|----|----|----|----|----|
| 1 | 220996 | Montant fixe (4,55 m) - Aussengerüst Montante fijo - Outer channel Montante fisso - | | 1 | | 1 | | | 1 | | | | | 1 | | | | | | | | |
| 2 | 220999 | Montant intermédiaire (4,55 m) - Zwischengerüst Montante intermediario - Intermediate channel Montante intermedio - | | 1 | | 1 | | | 1 | | | | | 1 | | | | | | | | |
| 3 | 221002 | Montant intérieur (4,55 m) - Innengerüst Montante interior - Outer channel Montante interiore - | | 1 | | 1 | | | 1 | | | | | 1 | | | | | | | | |
| 4 | 160282 | Plaque d'usure - Verschleissplatte Placa de desgaste - Friction lining side Piastra du usura - | | 2 | | 2 | | | 2 | | | | | 2 | | | | | | | | |
| 5 | 160281 | Plaque d'usure (ép. 4 mm lg 1895 mm) Verschleissplatte (dicke 4 mm länge 1895 mm) Placa de desgaste (espesor 4 mm long 1895 mm) Friction lining side (thickness 4 mm length 1895 mm) Piastra du usura (ép. 4 mm lunghezza 1895 mm) | | 4 | | 4 | | | 4 | | | | | 4 | | | | | | | | |
| 6 | 160280 | Plaque d'usure (ép. 5 mm lg 1895 mm) Verschleissplatte (dicke 5 mm länge 1895 mm) Placa de desgaste (espesor 5 mm long 1895 mm) Friction lining side (thickness 5 mm length 1895 mm) Piastra du usura (ép. 5 mm lunghezza 1895 mm) | | 4 | | 4 | | | 4 | | | | | 4 | | | | | | | | |
| 9 | 37000 | Rivet - Niete Remache - Rivet Rivetto - | | 12 | | 12 | | | 12 | | | | | 12 | | | | | | | | |
| 10 | 37002 | Rivet - Niete Remache - Rivet Rivetto - | | 24 | | 24 | | | 24 | | | | | 24 | | | | | | | | |
| 11 | 161248 | Galet de chaîne, complet - Kompletter kettenrolle Rodillo de cadena completo - Complete chain roller Rullo catena, completo - | | 4 | | 4 | | | 4 | | | | | 4 | | | | | | | | |
| 14 | 177493 | Axe de galet - Rollenachse Eje de rodillo - Roller axle Perno rullo - | | 2 | | 2 | | | 2 | | | | | 2 | | | | | | | | |

+

2

Catalogue : 647010

MAT TRIPLE A LEVEE LIBRE TOTALE (4,55 m)
 DREIFACH HUBMAST TOTAL FREIANSTEIG
 MASTIL TRIPLE A LEVANTAMIENTO LIBRE TOTAL
 TRIPLE MAST TOTAL FREE LIFT
 RAMPA TRIPLEX A LEVATA LIBERA TOTALE

Qté-Menge-Cant-Qty-Q.ta

5 AB

32

M

1- M 26-2 S3 E2/E3 11- MC 70 PS S3 E2/E3
 2- M 30-2 S3 E2/E3 12- M-X 30-4 S3-E3
 3- M 26-4 S3 E2/E3 13- M-X 50-4 S3-E3
 4- M 30-4 S3 E2/E3 14- M-X 70-2 S3-E3
 5- M 40-4 S3 E2/E3 15-
 6- M 50-4 S3 E2/E3 16-
 7- MC 30 S3 E2/E3 17-
 8- MC 40 PS S3 E2/E3 18-
 9- MC 50 PS S3 E2/E3 19-
 10- MC 60 PS S3 E2/E3 20-

| Rep Hinw Fig Item Rif | Numéro Teil-Nr Numero Part-Nr Part-Nr | Désignation Bezeichnung Descripcion Description Descrizione | 1 | 2 | 3 | 4 | 5 | 6 | 7 | 8 | 9 | 10 | 11 | 12 | 13 | 14 | 15 | 16 | 17 | 18 | 19 | 20 | |
|-----------------------------------|---|---|---|---|---|---|---|---|---|---|---|----|----|----|----|----|----|----|----|----|----|----|--|
| 15 | 63544 | Vis H,M10- 30-8.8-ZN8/C Tornillo Vite | - Schraube - Screw - | 2 | | 2 | | | 2 | | | | | 2 | | | | | | | | | |
| 16 | 164212 | Chaîne (75 Maillons) Cadena (75 Eslabón) Catena (75 Maglie) | - Kette (75 Glied) - Chain (75 Link) - | 2 | | 2 | | | 2 | | | | | 2 | | | | | | | | | |
| 17 | 63150 | Tendeur de chaîne Tensor de cadena Tenditore catena | - Kettenspanner - Chain tightener - | 4 | | 4 | | | 4 | | | | | 4 | | | | | | | | | |
| 18 | 63145 | Axe + 2 goupilles Eje + 2 pasadors Perno + 2 spina | - Bolzen + 2 stift - Pin + 2 cotter pin - | 8 | | 8 | | | 8 | | | | | 8 | | | | | | | | | |
| 19 | 32115 | Ecrou Hm, M20 zingué Tuerca Dado | - Mutter - Nut - | 4 | | 4 | | | 4 | | | | | 4 | | | | | | | | | |
| 20 | 197633 | Rondelle HR21 x 40x4 ZN Arandela Rondella | - Unterlegscheibe - Washer - | 4 | | 4 | | | 4 | | | | | 4 | | | | | | | | | |
| 21 | 42349 | Rondelle W20 ZN Arandela Rondella | - Unterlegscheibe - Washer - | 4 | | 4 | | | 4 | | | | | 4 | | | | | | | | | |
| 22 | 42817 | Ecrou H ,M20 zingué Tuerca Dado | - Mutter - Nut - | 4 | | 4 | | | 4 | | | | | 4 | | | | | | | | | |
| 23 | 176176 | Axe Eje Perno | - Bolzen - Pin - | 1 | | 1 | | | 1 | | | | | 1 | | | | | | | | | |
| 24 | 35010 | Goupille V 6,3 x 55 zinguée Pasador Spina | - Stift - Pin - | 2 | | 2 | | | 2 | | | | | 2 | | | | | | | | | |
| 25 | 42321 | Goupille V 6,3 x 60 ZN12C Pasador Spina | - Stift - Pin - | 1 | | 1 | | | 1 | | | | | 1 | | | | | | | | | |

+

Catalogue : 647010

3

MAT TRIPLE A LEVEE LIBRE TOTALE (4,55 m)
 DREIFACH HUBMAST TOTAL FREIANSTEIG
 MASTIL TRIPLE A LEVANTAMIENTO LIBRE TOTAL
 TRIPLE MAST TOTAL FREE LIFT
 RAMPA TRIPLEX A LEVATA LIBERA TOTALE

Qté-Menge-Cant-Qty-Q.ta

5 AB

32

M

| | | | | | | | | | | |
|-----|----|------|----|-------|-------|-----|------|-------|----|-------|
| 1- | M | 26-2 | S3 | E2/E3 | 11- | MC | 70 | PS | S3 | E2/E3 |
| 2- | M | 30-2 | S3 | E2/E3 | 12- | M-X | 30-4 | S3-E3 | | |
| 3- | M | 26-4 | S3 | E2/E3 | 13- | M-X | 50-4 | S3-E3 | | |
| 4- | M | 30-4 | S3 | E2/E3 | 14- | M-X | 70-2 | S3-E3 | | |
| 5- | M | 40-4 | S3 | E2/E3 | 15- | | | | | |
| 6- | M | 50-4 | S3 | E2/E3 | 16- | | | | | |
| 7- | MC | 30 | S3 | E2/E3 | 17- | | | | | |
| 8- | MC | 40 | PS | S3 | E2/E3 | 18- | | | | |
| 9- | MC | 50 | PS | S3 | E2/E3 | 19- | | | | |
| 10- | MC | 60 | PS | S3 | E2/E3 | 20- | | | | |

| Rep Hinw Fig Item Rif | Numéro Teil-Nr Numero Part-Nr Part-Nr | Désignation Bezeichnung Descripcion Description Descrizione | 1 | 2 | 3 | 4 | 5 | 6 | 7 | 8 | 9 | 10 | 11 | 12 | 13 | 14 | 15 | 16 | 17 | 18 | 19 | 20 |
|-----------------------------------|---|---|---|---|---|---|---|---|---|---|---|----|----|----|----|----|----|----|----|----|----|----|
| 26 | 7519 | Circlips - Sicherungsring Aro retén - Circlip Anello elastico - | | 2 | | 2 | | | 2 | | | | | 2 | | | | | | | | |
| 27 | 160348 | Chaîne - Kette Cadena - Chain Catena - | | 2 | | 2 | | | 2 | | | | | 2 | | | | | | | | |
| 28 | 221008 | Protecteur de chaîne - Kettenschütz Protector de cadena - Chain protector | | 2 | | 2 | | | 2 | | | | | 2 | | | | | | | | |
| 29 | 42231 | Rondelle W12 ZN - Unterlegscheibe Arandela - Washer Rondella - | | 2 | | 2 | | | 2 | | | | | 2 | | | | | | | | |
| 30 | 160552 | Vis H,M12- 16-8.8-ZN8/C - Schraube Tornillo - Screw Vite - | | 2 | | 2 | | | 2 | | | | | 2 | | | | | | | | |
| 31 | 221010 | Tablier porte fourches, nu (Longueur 1320 mm) Gabelträger, allein (Länge 1320 mm) Tablero portahorquillas, solo (Longitud 1320 mm) Forks carrier, stripped (Length 1320 mm) Portaforche, nudo (Lunghezza 1320 mm) | | 1 | | 1 | | | 1 | | | | | 1 | | | | | | | | |
| 32 | 221012 | Tablier porte fourches, nu (Longueur 1750 mm) Gabelträger, allein (Länge 1750 mm) Tablero portahorquillas, solo (Longitud 1750 mm) Forks carrier, stripped (Length 1750 mm) Portaforche, nudo (Lunghezza 1750 mm) | | 1 | | 1 | | | 1 | | | | | 1 | | | | | | | | |
| 33 | 221014 | Tablier porte fourches, nu (Longueur 2000 mm) Gabelträger, allein (Länge 2000 mm) Tablero portahorquillas, solo (Longitud 2000 mm) Forks carrier, stripped (Length 2000 mm) Portaforche, nudo (Lunghezza 2000 mm) | | 1 | | 1 | | | 1 | | | | | 1 | | | | | | | | |
| 34 | 7590 | Galet porteur avec axe - Rolle mit achse Rodillo con eje - Roller with axle Rullo con perno - | | 4 | | 4 | | | 4 | | | | | 4 | | | | | | | | |
| 35 | 662 | Rondelle ELAST 30,5x60x3,5ZN - Unterlegscheibe Arandela - Washer Rondella - | | 4 | | 4 | | | 4 | | | | | 4 | | | | | | | | |

+

Catalogue : 647010

4

MAT TRIPLE A LEVEE LIBRE TOTALE (4,55 m)
 DREIFACH HUBMAST TOTAL FREIANSTEIG
 MASTIL TRIPLE A LEVANTAMIENTO LIBRE TOTAL
 TRIPLE MAST TOTAL FREE LIFT
 RAMPA TRIPLEX A LEVATA LIBERA TOTALE

Qté-Menge-Cant-Qty-Q.ta

5 AB

32

M

- | | |
|-----------------------|-----------------------|
| 1- M 26-2 S3 E2/E3 | 11- MC 70 PS S3 E2/E3 |
| 2- M 30-2 S3 E2/E3 | 12- M-X 30-4 S3-E3 |
| 3- M 26-4 S3 E2/E3 | 13- M-X 50-4 S3-E3 |
| 4- M 30-4 S3 E2/E3 | 14- M-X 70-2 S3-E3 |
| 5- M 40-4 S3 E2/E3 | 15- |
| 6- M 50-4 S3 E2/E3 | 16- |
| 7- MC 30 S3 E2/E3 | 17- |
| 8- MC 40 PS S3 E2/E3 | 18- |
| 9- MC 50 PS S3 E2/E3 | 19- |
| 10- MC 60 PS S3 E2/E3 | 20- |

| Rep Hinw Fig Item Rif | Número Teil-Nr Numero Part-Nr Part-Nr | Désignation Bezeichnung Descripcion Description Descrizione | Qté-Menge-Cant-Qty-Q.ta | | | | | | | | | | | | | | | | | | | |
|-----------------------------------|---|--|-------------------------|---|---|---|---|---|---|---|---|----|----|----|----|----|----|----|----|----|----|----|
| | | | 1 | 2 | 3 | 4 | 5 | 6 | 7 | 8 | 9 | 10 | 11 | 12 | 13 | 14 | 15 | 16 | 17 | 18 | 19 | 20 |
| 36 | 58388 | Ecrou Hm, M30 P150 C05 ZN..C - Mutter Tuerca - Nut Dado - | | 4 | | 4 | | | | 4 | | | | | | | 4 | | | | | |
| 37 | 663 | Ecrou PAL D 30 P150 - Mutter Tuerca - Nut Dado - | | 4 | | 4 | | | | 4 | | | | | | | 4 | | | | | |
| 38 | 51121 | Galet guide avec axe - Führungsrolle mit achse Rodillo guía con eje - Guide roller with axle Rullo guida con perno - | | 4 | | 4 | | | | 4 | | | | | | | 4 | | | | | |
| 39 | 42232 | Rondelle W10 ZN - Unterlegscheibe Arandela - Washer Rondella - | | 8 | | 8 | | | | 8 | | | | | | | 8 | | | | | |
| 40 | 45633 | Vis H,M10- 50-8.8-ZN8/C - Schraube Tornillo - Screw Vite - | | 8 | | 8 | | | | 8 | | | | | | | 8 | | | | | |
| 41 | 38368 | Pochette de cales - Unterlegblechsatz Juego de calas - Shim kit Kit spessore - | | X | | X | | | | X | | | | | | | X | | | | | |
| 42 | 176652 | Verrou - Riegel Cerrojo - Locker Catenaccio - | | 1 | | 1 | | | | 1 | | | | | | | 1 | | | | | |
| 43 | 168268 | Axe - Bolzen Eje - Pin Perno - | | 1 | | 1 | | | | 1 | | | | | | | 1 | | | | | |
| 44 | 53401 | Goupille 3,5 x 18 E - Stift Pasador - Pin Spina - | | 1 | | 1 | | | | 1 | | | | | | | 1 | | | | | |
| 45 | 34008 | Ressort - Feder Muelle - Spring Molla - | | 1 | | 1 | | | | 1 | | | | | | | 1 | | | | | |
| 46 | 176177 | Came - Nocke Leva - Cam Camma - | | 1 | | 1 | | | | 1 | | | | | | | 1 | | | | | |

+

Catalogue : 647010

6

MAT TRIPLE A LEVEE LIBRE TOTALE (4,55 m)
 DREIFACH HUBMAST TOTAL FREIANSTEIG
 MASTIL TRIPLE A LEVANTAMIENTO LIBRE TOTAL
 TRIPLE MAST TOTAL FREE LIFT
 RAMPA TRIPLEX A LEVATA LIBERA TOTALE

Qté-Menge-Cant-Qty-Q.ta

5 AB

32

M

| | | | | | | | | | | |
|-----|----|------|----|-------|-------|-----|------|-------|----|-------|
| 1- | M | 26-2 | S3 | E2/E3 | 11- | MC | 70 | PS | S3 | E2/E3 |
| 2- | M | 30-2 | S3 | E2/E3 | 12- | M-X | 30-4 | S3-E3 | | |
| 3- | M | 26-4 | S3 | E2/E3 | 13- | M-X | 50-4 | S3-E3 | | |
| 4- | M | 30-4 | S3 | E2/E3 | 14- | M-X | 70-2 | S3-E3 | | |
| 5- | M | 40-4 | S3 | E2/E3 | 15- | | | | | |
| 6- | M | 50-4 | S3 | E2/E3 | 16- | | | | | |
| 7- | MC | 30 | S3 | E2/E3 | 17- | | | | | |
| 8- | MC | 40 | PS | S3 | E2/E3 | 18- | | | | |
| 9- | MC | 50 | PS | S3 | E2/E3 | 19- | | | | |
| 10- | MC | 60 | PS | S3 | E2/E3 | 20- | | | | |

| Rep Hinw Fig Item Rif | Numéro Teil-Nr Numero Part-Nr Part-Nr | Désignation Bezeichnung Descripcion Description Descrizione | 1 | 2 | 3 | 4 | 5 | 6 | 7 | 8 | 9 | 10 | 11 | 12 | 13 | 14 | 15 | 16 | 17 | 18 | 19 | 20 |
|-----------------------------------|---|---|---|---|---|---|---|---|---|---|---|----|----|----|----|----|----|----|----|----|----|----|
| 59 | 181491 | Rondelle SP 46 x 68 x 2,5ZN - Unterlegscheibe Arandela - Washer Rondella - | | X | | X | | | X | | | | | X | | | | | | | | |
| 63 | 220908 | Axe d'articulation - Gelenkachse Eje de articulación - Articulating pin Perno di articolazione - | | 2 | | 2 | | | 2 | | | | | 2 | | | | | | | | |
| 64 | 165363 | Plaque de fixation - Befestigung Platte Placa de fijación - Fastening plate Piastra di fissaggio - | | 2 | | 2 | | | 2 | | | | | 2 | | | | | | | | |
| 65 | 42232 | Rondelle W10 ZN - Unterlegscheibe Arandela - Washer Rondella - | | 4 | | 4 | | | 4 | | | | | 4 | | | | | | | | |
| 66 | 63727 | Vis H,M10- 20-8.8-ZN8/C - Schraube Tornillo - Screw Vite - | | 4 | | 4 | | | 4 | | | | | 4 | | | | | | | | |
| 70 | 19092 | Blocage de fourche (Longueur 1320 mm) Gabelblockierung (Länge 1320 mm) Bloqueo de horquilla (Longitud 1320 mm) Forks locking (Length 1320 mm) Bloccaggio de forca (Lunghezza 1320 mm) | | 1 | | 1 | | | 1 | | | | | 1 | | | | | | | | |
| 71 | 19080 | Blocage de fourche (Longueur 1750 mm) Gabelblockierung (Länge 1750 mm) Bloqueo de horquilla (Longitud 1750 mm) Forks locking (Length 1750 mm) Bloccaggio de forca (Lunghezza 1750 mm) | | 1 | | 1 | | | 1 | | | | | 1 | | | | | | | | |
| 72 | 165529 | Blocage de fourche (Longueur 2000 mm) Gabelblockierung (Länge 2000 mm) Bloqueo de horquilla (Longitud 2000 mm) Forks locking (Length 2000 mm) Bloccaggio de forca (Lunghezza 2000 mm) | | 1 | | 1 | | | 1 | | | | | 1 | | | | | | | | |
| 73 | 7955 | Goupille MECA 8 x1,5 x 40 E - Stift Pasador - Pin Spina - | | 2 | | 2 | | | 2 | | | | | 2 | | | | | | | | |
| 74 | 9784 | Goupille "Beta" de 4 - Stift Pasador - Pin Spina - | | 2 | | 2 | | | 2 | | | | | 2 | | | | | | | | |



Catalogue : 647010

7

MAT TRIPLE A LEVEE LIBRE TOTALE (4,55 m)
 DREIFACH HUBMAST TOTAL FREIANSTEIG
 MASTIL TRIPLE A LEVANTAMIENTO LIBRE TOTAL
 TRIPLE MAST TOTAL FREE LIFT
 RAMPA TRIPLEX A LEVATA LIBERA TOTALE

Qté-Menge-Cant-Qty-Q.ta

5 AB

32

M

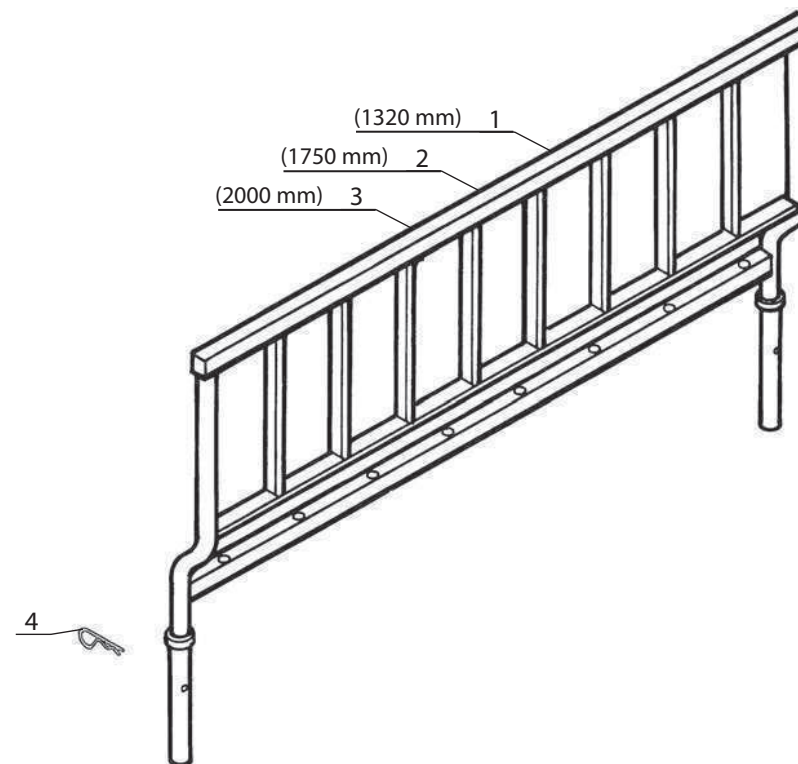
- | | |
|-----------------------|-----------------------|
| 1- M 26-2 S3 E2/E3 | 11- MC 70 PS S3 E2/E3 |
| 2- M 30-2 S3 E2/E3 | 12- M-X 30-4 S3-E3 |
| 3- M 26-4 S3 E2/E3 | 13- M-X 50-4 S3-E3 |
| 4- M 30-4 S3 E2/E3 | 14- M-X 70-2 S3-E3 |
| 5- M 40-4 S3 E2/E3 | 15- |
| 6- M 50-4 S3 E2/E3 | 16- |
| 7- MC 30 S3 E2/E3 | 17- |
| 8- MC 40 PS S3 E2/E3 | 18- |
| 9- MC 50 PS S3 E2/E3 | 19- |
| 10- MC 60 PS S3 E2/E3 | 20- |

| Rep Hinw Fig Item Rif | Numéro Teil-Nr Numero Part-Nr Part-Nr | Désignation Bezeichnung Descripcion Description Descrizione | Qté-Menge-Cant-Qty-Q.ta | | | | | | | | | | | | | | | | | | | |
|-----------------------------------|---|--|--|---|---|---|---|---|---|---|---|----|----|----|----|----|----|----|----|----|----|----|
| | | | 1 | 2 | 3 | 4 | 5 | 6 | 7 | 8 | 9 | 10 | 11 | 12 | 13 | 14 | 15 | 16 | 17 | 18 | 19 | 20 |
| 75 | 178905 | Axe de blocage de fourche Eje de bloqueo de horquilla Perno di bloccaggio de forca | - Gabelblockierungachse - Forks locking axle - | | 2 | | 2 | | | | 2 | | | | | | | 2 | | | | |
| 76 | 58558 | Vis H,M14- 60-8.8-ZN8/C Tornillo Vite | - Schraube - Screw - | | 2 | | 2 | | | | 2 | | | | | | | 2 | | | | |
| 77 | 42256 | Rondelle W14 ZN Arandela Rondella | - Unterlegscheibe - Washer - | | 2 | | 2 | | | | 2 | | | | | | | 2 | | | | |
| 78 | 20029 | Broche Brocha Barra | - Spindel - Spindle - | | 2 | | 2 | | | | 2 | | | | | | | 2 | | | | |
| 79 | 415152 | Fourche Horquilla Forca | - Gabel - Fork - | | 2 | | 2 | | | | | | | | | | | 2 | | | | |
| 80 | 415151 | Fourche Horquilla Forca | - Gabel - Fork - | | | | | | | | | | | | | | | | | | | 2 |

5 AC 11

DOSSERET DE CHARGE
RÜCKLENETRAGLAST
COSTILLA DE CARGA
BACK LOAD REST
SPONDA DI CARICO

M 26-2 S.3 / M30-2 S.3
M 26-4 S.3 / M30-4 S.3
MC 30 S.3 / M-X 30-4 S.3



Catalogue : 647010

1

DOSSERET DE CHARGE
RÜCKLEHNETRAGLAST
COSTILLA DE CARGA
BACK LOAD REST
SPONDA DI CARICO

Qté-Menge-Cant-Qty-Q.ta

5 AC

11

M

| | |
|-----------------------|-----------------------|
| 1- M 26-2 S3 E2/E3 | 11- MC 70 PS S3 E2/E3 |
| 2- M 30-2 S3 E2/E3 | 12- M-X 30-4 S3-E3 |
| 3- M 26-4 S3 E2/E3 | 13- M-X 50-4 S3-E3 |
| 4- M 30-4 S3 E2/E3 | 14- M-X 70-2 S3-E3 |
| 5- M 40-4 S3 E2/E3 | 15- |
| 6- M 50-4 S3 E2/E3 | 16- |
| 7- MC 30 S3 E2/E3 | 17- |
| 8- MC 40 PS S3 E2/E3 | 18- |
| 9- MC 50 PS S3 E2/E3 | 19- |
| 10- MC 60 PS S3 E2/E3 | 20- |

| Rep Hinw Fig Item Rif | Número Teil-Nr Numero Part-Nr Part-Nr | Désignation Bezeichnung Description Descrizione |
|-----------------------------------|---|--|
| 1 | 61401 | Dosseret de charge, nu (1320 mm) Rücklehnmetraglast, allein Costilla de carga, solo - Back load rest, stripped Sponda di carico, nudo - |
| 2 | 61402 | Dosseret de charge, nu (1750 mm) Rücklehnmetraglast, allein Costilla de carga, solo - Back load rest, stripped Sponda di carico, nudo - |
| 3 | 164414 | Dosseret de charge, nu (2000 mm) Rücklehnmetraglast, allein Costilla de carga, solo - Back load rest, stripped Sponda di carico, nudo - |
| 4 | 5966 | Goupille "Béta" de 6 - Stift Pasador - Pin Spina - |

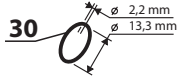
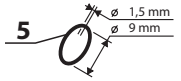
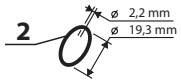
| 1 | 2 | 3 | 4 | 5 | 6 | 7 | 8 | 9 | 10 | 11 | 12 | 13 | 14 | 15 | 16 | 17 | 18 | 19 | 20 |
|---|---|---|---|---|---|---|---|---|----|----|----|----|----|----|----|----|----|----|----|
| 1 | 1 | 1 | 1 | | | 1 | | | | | 1 | | | | | | | | |
| | 1 | 1 | 1 | 1 | | 1 | | | | | 1 | | | | | | | | |
| | 1 | 1 | 1 | 1 | | 1 | | | | | 1 | | | | | | | | |
| | 2 | 2 | 2 | 2 | | 2 | | | | | 2 | | | | | | | | |

10 AD 50

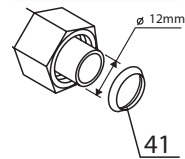
KIT HYDRAULIQUE ACCESSOIRE GAUCHE (Double effet)
 LINK KIT ZUBEHOR HYDRAULIK (Doppeltwirkend)
 KIT HIDRAULICO ACCESORIO IZQUIERDO (Doble efecto)
 L.H. ATTACHMENT HYDRAULIC KIT (Double-acting)
 KIT IDRAULICO ACCESSORIO SINISTRO (Duplex effetto)

M 26-2 S.3 / M 30-2 S.3
 M 26-4 S.3 / M 30-4 S.3
 MC 30 S.3 / M-X 30-4 S.3

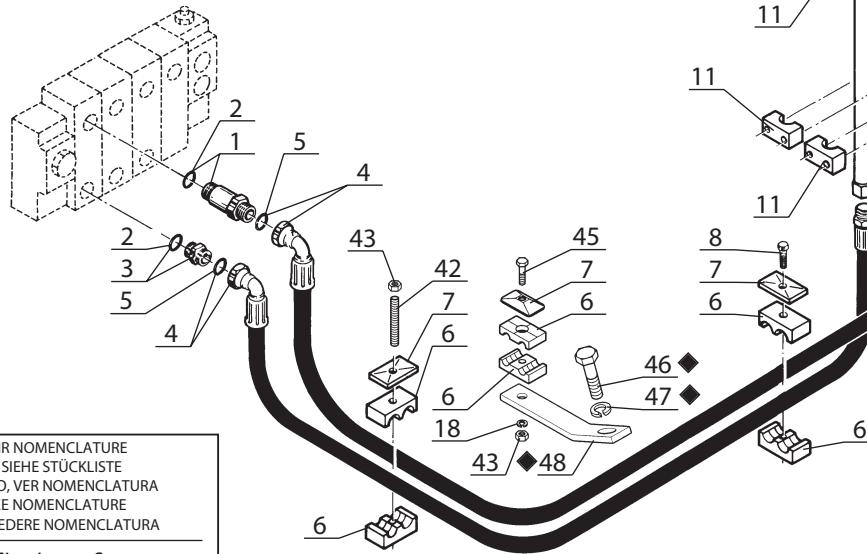
POUR FLEXIBLE ET RACCORD
 FÜR SCHLAUCH UND VERSCHRAUBUNG
 PARA FLEXIBLE Y RACOR
 FOR HOSE AND CONNECTION
 PER FLESSIBILE E RACCORDO



POUR TUBE
 FÜR ROHR - PARA TUBO
 FOR TUBE - PER TUBO



◆ SUIVANT MONTAGE
 NACH MONTAGE
 SEGUN MONTAJE
 AS MOUNTING
 SECONDO MONTAGGIO



KIT COMPLET, VOIR NOMENCLATURE
 KOMPLETTER KIT, SIEHE STÜCKLISTE
 JUEGO COMPLETO, VER NOMENCLATURA
 COMPLETE KIT, SEE NOMENCLATURE
 KIT COMPLETO, VEDERE NOMENCLATURA

Rep - Hinw - Fig - Item - Sequenza

60

■ 1er MONTAGE
 1ste MONTAGE
 1ro MONTAJE
 1st MOUNTING
 1mo MONTAGGIO

□ 2ème MONTAGE
 2te MONTAGE
 2do MONTAJE
 2nd MOUNTING
 2do MONTAGGIO

Catalogue : 647010

1

KIT HYDRAULIQUE ACCESSOIRE GAUCHE (Double effet)
 LINK KIT ZUBEHOR HYDRAULIK (Doppeltwirkend)
 KIT HIDRAULICO ACCESORIO IZQUIERDO (Doble efecto)
 L.H. ATTACHMENT HYDRAULIC KIT (Double-acting)
 KIT IDRAULICO ACCESSORIO SINISTRO (Doppio effetto)

Qté-Menge-Cant-Qty-Q.ta

10 AD

50

M

1- M 26-2 S3 E2/E3 11- MC 70 PS S3 E2/E3
 2- M 30-2 S3 E2/E3 12- M-X 30-4 S3-E3
 3- M 26-4 S3 E2/E3 13- M-X 50-4 S3-E3
 4- M 30-4 S3 E2/E3 14- M-X 70-2 S3-E3
 5- M 40-4 S3 E2/E3 15-
 6- M 50-4 S3 E2/E3 16-
 7- MC 30 S3 E2/E3 17-
 8- MC 40 PS S3 E2/E3 18-
 9- MC 50 PS S3 E2/E3 19-
 10- MC 60 PS S3 E2/E3 20-

| Rep Hinw Fig Item Rif | Numéro Teil-Nr Numero Part-Nr Part-Nr | Désignation Bezeichnung Descripcion Description Descrizione | 1 | 2 | 3 | 4 | 5 | 6 | 7 | 8 | 9 | 10 | 11 | 12 | 13 | 14 | 15 | 16 | 17 | 18 | 19 | 20 | |
|-----------------------------------|---|---|----|----|----|----|---|---|----|---|---|----|----|----|----|----|----|----|----|----|----|----|--|
| 1 | 168906 | Raccord Union Prolongateur Racor Raccordo - Verschraubung - Connection - | 1 | 1 | 1 | 1 | | | 1 | | | | | 1 | | | | | | | | | |
| 2 | 169373 | Joint torique Junta tórica Anello OR - "0" ring - "0" ring - | X | X | X | X | | | X | | | | | X | | | | | | | | | |
| 3 | 173038 | Raccord Union Racor Raccordo - Verschraubung - Connection - | 1 | 1 | 1 | 1 | | | 1 | | | | | 1 | | | | | | | | | |
| 4 | 221294 | Flexible (Lg 2400) Flexible Flessibile - Schlauch - Hose - | 2 | 2 | 2 | 2 | | | 2 | | | | | 2 | | | | | | | | | |
| 5 | 190874 | Joint torique Junta tórica Anello OR - "0" ring - "0" ring - | X | X | X | X | | | X | | | | | X | | | | | | | | | |
| 6 | 168758 | Demi-collier Media abrazadera Fascetta - Halb-klemme - Half-clamp - | 8 | 8 | 8 | 8 | | | 8 | | | | | 8 | | | | | | | | | |
| 7 | 168494 | Plaque de protection Placa de protección Piastra di protezione - Schutzplatte - Protection plate - | 3 | 3 | 3 | 3 | | | 3 | | | | | 3 | | | | | | | | | |
| 8 | 58530 | Vis H,M 8- 45-8.8-ZN8/C Tornillo Vite - Schraube - Screw - | 1 | 1 | 1 | 1 | | | 1 | | | | | 1 | | | | | | | | | |
| 9 | 181676 | Tube Tubo Tubo - Rohr - Tube - | 1 | 1 | 1 | 1 | | | 1 | | | | | 1 | | | | | | | | | |
| 10 | 181674 | Tube Tubo Tubo - Rohr - Tube - | 1 | 1 | 1 | 1 | | | 1 | | | | | 1 | | | | | | | | | |
| 11 | 168746 | Demi-collier Media abrazadera Fascetta - Halb-klemme - Half-clamp - | 12 | 12 | 12 | 12 | | | 12 | | | | | 12 | | | | | | | | | |

+

Catalogue : 647010

3

KIT HYDRAULIQUE ACCESSOIRE GAUCHE (Double effet)
 LINK KIT ZUBEHOR HYDRAULIK (Doppeltwirkend)
 KIT HIDRAULICO ACCESORIO IZQUIERDO (Doble efecto)
 L.H. ATTACHMENT HYDRAULIC KIT (Double-acting)
 KIT IDRAULICO ACCESSORIO SINISTRO (Doppio effetto)

Qté-Menge-Cant-Qty-Q.ta | 10 AD 50 M

| | | | | | | | | | | |
|-----|----|------|----|-------|-------|-----|------|-------|----|-------|
| 1- | M | 26-2 | S3 | E2/E3 | 11- | MC | 70 | PS | S3 | E2/E3 |
| 2- | M | 30-2 | S3 | E2/E3 | 12- | M-X | 30-4 | S3-E3 | | |
| 3- | M | 26-4 | S3 | E2/E3 | 13- | M-X | 50-4 | S3-E3 | | |
| 4- | M | 30-4 | S3 | E2/E3 | 14- | M-X | 70-2 | S3-E3 | | |
| 5- | M | 40-4 | S3 | E2/E3 | 15- | | | | | |
| 6- | M | 50-4 | S3 | E2/E3 | 16- | | | | | |
| 7- | MC | 30 | S3 | E2/E3 | 17- | | | | | |
| 8- | MC | 40 | PS | S3 | E2/E3 | 18- | | | | |
| 9- | MC | 50 | PS | S3 | E2/E3 | 19- | | | | |
| 10- | MC | 60 | PS | S3 | E2/E3 | 20- | | | | |

| Rep Hinw Fig Item Rif | Numéro Teil-Nr Numero Part-Nr Part-Nr | Désignation Bezeichnung Descripcion Description Descrizione | 1 | 2 | 3 | 4 | 5 | 6 | 7 | 8 | 9 | 10 | 11 | 12 | 13 | 14 | 15 | 16 | 17 | 18 | 19 | 20 | |
|-----------------------------------|---|---|---|---|---|---|---|---|---|---|---|----|----|----|----|----|----|----|----|----|----|----|--|
| 23 | 181725 | Support poulie Soporte polea Supporto puleggia - Riemen träger - Bracket pulley - | 1 | 1 | 1 | 1 | | | 1 | | | | | 1 | | | | | | | | | |
| 24 | 63546 | Vis H,M12- 20-8.8-ZN8/C Tornillo Vite - Schraube - Screw - | 2 | 2 | 2 | 2 | | | 2 | | | | | 2 | | | | | | | | | |
| 25 | 42231 | Rondelle W12 ZN Arandela Rondella - Unterlegscheibe - Washer - | 2 | 2 | 2 | 2 | | | 2 | | | | | 2 | | | | | | | | | |
| 26 | 61676 | Rondelle M 12 ZN Arandela Rondella - Unterlegscheibe - Washer - | 2 | 2 | 2 | 2 | | | 2 | | | | | 2 | | | | | | | | | |
| 27 | 181726 | Axe de poulie Eje de polea Perno di puleggia - Riemenachse - Pulley axle - | 1 | 1 | 1 | 1 | | | 1 | | | | | 1 | | | | | | | | | |
| 28 | 9784 | Goupille "Beta" de 4 Pasador Spina - Stift - Pin - | 1 | 1 | 1 | 1 | | | 1 | | | | | 1 | | | | | | | | | |
| 29 | 181991 | Flexible Flexible Flessibile - Schlauch - Hose - | 1 | 1 | 1 | 1 | | | 1 | | | | | 1 | | | | | | | | | |
| 30 | 169436 | Joint torique Junta tórica Anello OR - "O" ring - "O" ring - | X | X | X | X | | | X | | | | | X | | | | | | | | | |
| 31 | 169345 | Raccord rapide femelle Racor rapido hembra Raccordo femina - siehe 662272 - Quick female union - | 2 | 2 | 2 | 2 | | | 2 | | | | | 2 | | | | | | | | | |
| 32 | 53310 | Bouchon Tapón Tappo - Stopfen - Plug - | 2 | 2 | 2 | 2 | | | 2 | | | | | 2 | | | | | | | | | |
| 33 | 73208 | Vis CHc,M 8- 20 zinguée Tornillo Vite - Schraube - Screw - | 2 | 2 | 2 | 2 | | | 2 | | | | | 2 | | | | | | | | | |

+

Catalogue : 647010

4

KIT HYDRAULIQUE ACCESSOIRE GAUCHE (Double effet)
 LINK KIT ZUBEHOR HYDRAULIK (Doppeltwirkend)
 KIT HIDRAULICO ACCESORIO IZQUIERDO (Doble efecto)
 L.H. ATTACHMENT HYDRAULIC KIT (Double-acting)
 KIT IDRAULICO ACCESSORIO SINISTRO (Doppio effetto)

Qté-Menge-Cant-Qty-Q.ta

10 AD

50

M

| | | | | | | | | | | |
|-----|----|------|----|-------|-------|-----|------|-------|----|-------|
| 1- | M | 26-2 | S3 | E2/E3 | 11- | MC | 70 | PS | S3 | E2/E3 |
| 2- | M | 30-2 | S3 | E2/E3 | 12- | M-X | 30-4 | S3-E3 | | |
| 3- | M | 26-4 | S3 | E2/E3 | 13- | M-X | 50-4 | S3-E3 | | |
| 4- | M | 30-4 | S3 | E2/E3 | 14- | M-X | 70-2 | S3-E3 | | |
| 5- | M | 40-4 | S3 | E2/E3 | 15- | | | | | |
| 6- | M | 50-4 | S3 | E2/E3 | 16- | | | | | |
| 7- | MC | 30 | S3 | E2/E3 | 17- | | | | | |
| 8- | MC | 40 | PS | S3 | E2/E3 | 18- | | | | |
| 9- | MC | 50 | PS | S3 | E2/E3 | 19- | | | | |
| 10- | MC | 60 | PS | S3 | E2/E3 | 20- | | | | |

| Rep Hinw Fig Item Rif | Numéro Teil-Nr Numero Part-Nr Part-Nr | Désignation Bezeichnung Descripcion Description Descrizione | 1 | 2 | 3 | 4 | 5 | 6 | 7 | 8 | 9 | 10 | 11 | 12 | 13 | 14 | 15 | 16 | 17 | 18 | 19 | 20 | |
|-----------------------------------|---|--|---|---|---|---|---|---|---|---|---|----|----|----|----|----|----|----|----|----|----|----|--|
| 34 | 53309 | Embout Tapón Ghiera - Stopfen - Plug - | 2 | 2 | 2 | 2 | | | 2 | | | | | 2 | | | | | | | | | |
| 35 | 42325 | Rondelle W 8 ZN Arandela Rondella - Unterlegscheibe - Washer - | 2 | 2 | 2 | 2 | | | 2 | | | | | 2 | | | | | | | | | |
| 36 | 58528 | Ecrou H ,M 8 ZN Tuerca Dado - Mutter - Nut - | 2 | 2 | 2 | 2 | | | 2 | | | | | 2 | | | | | | | | | |
| 37 | 165409 | Support raccord Soporte racor Supporto raccordo - Verschraubung träger - Connection bracket - | 1 | 1 | 1 | 1 | | | 1 | | | | | 1 | | | | | | | | | |
| 38 | 57446 | Vis H,M 8- 25-8.8-ZN8/C Tornillo Vite - Schraube - Screw - | 2 | 2 | 2 | 2 | | | 2 | | | | | 2 | | | | | | | | | |
| 39 | 42325 | Rondelle W 8 ZN Arandela Rondella - Unterlegscheibe - Washer - | 2 | 2 | 2 | 2 | | | 2 | | | | | 2 | | | | | | | | | |
| 40 | 58528 | Ecrou H ,M 8 ZN Tuerca Dado - Mutter - Nut - | 2 | 2 | 2 | 2 | | | 2 | | | | | 2 | | | | | | | | | |
| 41 | 169437 | Joint d'étanchéité Junta de estanqueidad Guarnizione - Dichtungsring - Seal - | X | X | X | X | | | X | | | | | X | | | | | | | | | |
| 42 | 55475 | Tige fileté M8 (Lg 90) Varilla fileteada Stelo filettato - Schraubenspindel - Screwed spindle - | 1 | 1 | 1 | 1 | | | 1 | | | | | 1 | | | | | | | | | |
| 43 | 58528 | Ecrou H ,M 8 ZN Tuerca Dado - Mutter - Nut - | 3 | 3 | 3 | 3 | | | 3 | | | | | 3 | | | | | | | | | |
| 44 | 73208 | Vis CHc,M 8- 20 zinguée Tornillo Vite - Schraube - Screw - | 1 | 1 | 1 | 1 | | | 1 | | | | | 1 | | | | | | | | | |

+

Catalogue : 647010

5

KIT HYDRAULIQUE ACCESSOIRE GAUCHE (Double effet)
 LINK KIT ZUBEHOR HYDRAULIK (Doppeltwirkend)
 KIT HIDRAULICO ACCESORIO IZQUIERDO (Doble efecto)
 L.H. ATTACHMENT HYDRAULIC KIT (Double-acting)
 KIT IDRAULICO ACCESSORIO SINISTRO (Doppio effetto)

Qté-Menge-Cant-Qty-Q.ta

10 AD

50

M

| | |
|-----------------------|-----------------------|
| 1- M 26-2 S3 E2/E3 | 11- MC 70 PS S3 E2/E3 |
| 2- M 30-2 S3 E2/E3 | 12- M-X 30-4 S3-E3 |
| 3- M 26-4 S3 E2/E3 | 13- M-X 50-4 S3-E3 |
| 4- M 30-4 S3 E2/E3 | 14- M-X 70-2 S3-E3 |
| 5- M 40-4 S3 E2/E3 | 15- |
| 6- M 50-4 S3 E2/E3 | 16- |
| 7- MC 30 S3 E2/E3 | 17- |
| 8- MC 40 PS S3 E2/E3 | 18- |
| 9- MC 50 PS S3 E2/E3 | 19- |
| 10- MC 60 PS S3 E2/E3 | 20- |

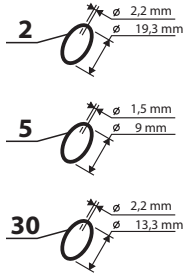
| Rep Hinw Fig Item Rif | Numéro Teil-Nr Numero Part-Nr Part-Nr | Désignation Bezeichnung Descripcion Description Descrizione | | | | | | | | | | | | | | | | | | | | |
|-----------------------------------|---|---|---|---|---|---|---|---|---|---|---|----|----|----|----|----|----|----|----|----|----|----|
| | | | 1 | 2 | 3 | 4 | 5 | 6 | 7 | 8 | 9 | 10 | 11 | 12 | 13 | 14 | 15 | 16 | 17 | 18 | 19 | 20 |
| 45 | 58533 | Vis H,M 8- 60-8.8-ZN8/C Tornillo Vite | - Schraube - Screw - | 1 | 1 | 1 | 1 | | | | 1 | | | | | | | 1 | | | | |
| 46 | 60482 | Vis H,M16- 30-8.8-ZN8/C Tornillo Vite | - Schraube - Screw - | 1 | 1 | 1 | 1 | | | | 1 | | | | | | | 1 | | | | |
| 47 | 42322 | Rondelle W16 ZN Arandela Rondella | - Unterlegscheibe - Washer - | 1 | 1 | 1 | 1 | | | | 1 | | | | | | | 1 | | | | |
| 48 | 219813 | Support Soporte Supporto | - Träger - Bracket - | 1 | 1 | 1 | 1 | | | | 1 | | | | | | | 1 | | | | |
| 60 | 570345 | Kit hydraulique accessoire complet (mât triple 4,50 m) Kompletter kit zübehor hydraulik (dreifach hubmast 4,50 m) Kit hidraulico accesorio completo (mástil triple 4,50 m) Complete attachment hydraulic kit (triple mast 4,50 m) Kit idraulico accessorio completo (rampa triplo 4,50 m) | | 1 | 1 | 1 | 1 | | | | 1 | | | | | | | 1 | | | | |
| 61 | 243594 | Flexible Flexible Flessibile | - Schlauch - Hose - | 1 | 1 | 1 | 1 | | | | 1 | | | | | | | 1 | | | | |
| 62 | 192037 | Raccord rapide femelle Racor rapido hembra Raccordo rapido femmina | - Verschraubung weibl. - Quick female union - | 2 | 2 | 2 | 2 | | | | 2 | | | | | | | 2 | | | | |
| 63 | 241199 | Raccord Racor Raccordo | - Verschraubung - Connection - | 2 | 2 | 2 | 2 | | | | 2 | | | | | | | 2 | | | | |
| 64 | 192039 | Bouchon Tapón Tappo | - Stopfen - Plug - | 2 | 2 | 2 | 2 | | | | 2 | | | | | | | 2 | | | | |

10 AD 59

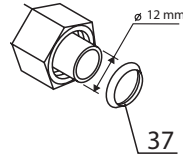
KIT HYDRAULIQUE ACCESSOIRE DROIT (Double effet)
 RECHT KIT ZUBEHOR HYDRAULIK (Doppeltwirkend)
 KIT HIDRAULICO ACCESORIO DERECHO (Doble efecto)
 R.H. ATTACHMENT HYDRAULIC KIT (Double-acting)
 KIT IDRAULICO ACCESSORIO DESTRO (Duplex effetto)

M 26-2 S.3 / M 30-2 S.3
M 26-4 S.3 / M 30-4 S.3
MC 30 S.3 / M-X 30-4 S.3

POUR FLEXIBLE ET RACCORD
 FÜR SCHLAUCH UND VERSCHRAUBUNG
 PARA FLEXIBLE Y RACOR
 FOR HOSE AND CONNECTION
 PER FLESSIBILE E RACCORDO

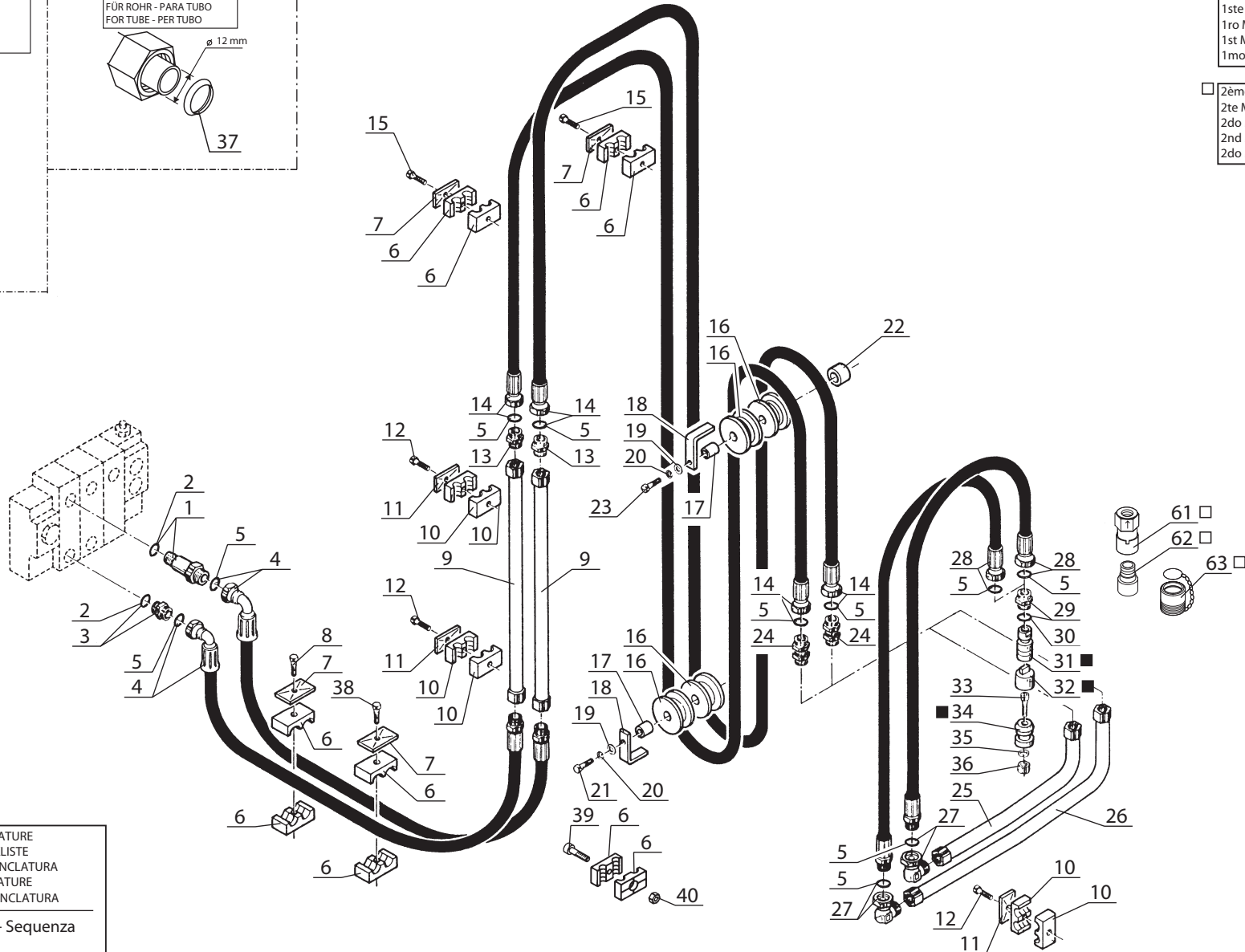


POUR TUBE
 FÜR ROHR - PARA TUBO
 FOR TUBE - PER TUBO



■ 1er MONTAGE
 1ro MONTAJE
 1st MOUNTING
 1mo MONTAGGIO

□ 2ème MONTAGE
 2do MONTAJE
 2nd MOUNTING
 2do MONTAGGIO



KIT COMPLET, VOIR NOMENCLATURE
 KOMPLETTER KIT, SIEHE STÜCKLISTE
 JUEGO COMPLETO, VER NOMENCLATURA
 COMPLETE KIT, SEE NOMENCLATURE
 KIT COMPLETO, VEDERE NOMENCLATURA

Rep - Hinw - Fig - Item - Sequenza

60

Catalogue : 647010

1

KIT HYDRAULIQUE ACCESSOIRE DROIT (Double effet)
 RECHT KIT ZUBEHOR HYDRAULIK (Doppeltwirkend)
 KIT HIDRAULICO ACCESORIO DERECHO (Doble efecto)
 R.H. ATTACHMENT HYDRAULIC KIT (Double-acting)
 KIT IDRAULICO ACCESSORIO DESTRO (Doppio effetto)

Qté-Menge-Cant-Qty-Q.ta

10 AD

59

M

| | |
|-----------------------|-----------------------|
| 1- M 26-2 S3 E2/E3 | 11- MC 70 PS S3 E2/E3 |
| 2- M 30-2 S3 E2/E3 | 12- M-X 30-4 S3-E3 |
| 3- M 26-4 S3 E2/E3 | 13- M-X 50-4 S3-E3 |
| 4- M 30-4 S3 E2/E3 | 14- M-X 70-2 S3-E3 |
| 5- M 40-4 S3 E2/E3 | 15- |
| 6- M 50-4 S3 E2/E3 | 16- |
| 7- MC 30 S3 E2/E3 | 17- |
| 8- MC 40 PS S3 E2/E3 | 18- |
| 9- MC 50 PS S3 E2/E3 | 19- |
| 10- MC 60 PS S3 E2/E3 | 20- |

| Rep Hinw Fig Item Rif | Numéro Teil-Nr Numero Part-Nr Part-Nr | Désignation Bezeichnung Descripcion Description Descrizione | | | | | | | | | | | | | | | | | | | | |
|-----------------------------------|---|---|----|----|----|----|---|---|---|----|---|----|----|----|----|----|----|----|----|----|----|----|
| | | | 1 | 2 | 3 | 4 | 5 | 6 | 7 | 8 | 9 | 10 | 11 | 12 | 13 | 14 | 15 | 16 | 17 | 18 | 19 | 20 |
| 1 | 168906 | Raccord Union Prolongateur Racor Raccordo - Verschraubung - Connection - | 1 | 1 | 1 | 1 | | | | 1 | | | | | | | | 1 | | | | |
| 2 | 169373 | Joint torique Junta tórica Anello OR - "0" ring - "0" ring - | 2 | 2 | 2 | 2 | | | | 2 | | | | | | | | 2 | | | | |
| 3 | 173038 | Raccord Union Racor Raccordo - Verschraubung - Connection - | 1 | 1 | 1 | 1 | | | | 1 | | | | | | | | 1 | | | | |
| 4 | 221293 | Flexible (Lg 2100) Flexible Flessibile - Schlauch - Hose - | 2 | 2 | 2 | 2 | | | | 2 | | | | | | | | 2 | | | | |
| 5 | 190874 | Joint torique Junta tórica Anello OR - "0" ring - "0" ring - | X | X | X | X | | | | X | | | | | | | | X | | | | |
| 6 | 168758 | Demi-collier Media abrazadera Fascetta - Halb-klemme - Half-clamp - | 10 | 10 | 10 | 10 | | | | 10 | | | | | | | | 10 | | | | |
| 7 | 168494 | Plaque de protection Placa de protección Piastra di protezione - Schützplatte - Protection plate - | 4 | 4 | 4 | 4 | | | | 4 | | | | | | | | 4 | | | | |
| 8 | 61323 | Vis H,M 8- 35-8.8-ZN8/C Tornillo Vite - Schraube - Screw - | 1 | 1 | 1 | 1 | | | | 1 | | | | | | | | 1 | | | | |
| 9 | 177462 | Tube Tubo Tubo - Rohr - Tube - | 2 | 2 | 2 | 2 | | | | 2 | | | | | | | | 2 | | | | |
| 10 | 168844 | Demi-collier Media abrazadera Fascetta - Halb-klemme - Half-clamp - | 6 | 6 | 6 | 6 | | | | 6 | | | | | | | | 6 | | | | |
| 11 | 168849 | Plaque de protection Placa de protección Piastra di protezione - Schützplatte - Protection plate - | 3 | 3 | 3 | 3 | | | | 3 | | | | | | | | 3 | | | | |

+

Catalogue : 647010

2

KIT HYDRAULIQUE ACCESSOIRE DROIT (Double effet)
 RECHT KIT ZUBEHOR HYDRAULIK (Doppeltwirkend)
 KIT HIDRAULICO ACCESORIO DERECHO (Doble efecto)
 R.H. ATTACHMENT HYDRAULIC KIT (Double-acting)
 KIT IDRAULICO ACCESSORIO DESTRO (Doppio effetto)

Qté-Menge-Cant-Qty-Q.ta

10 AD

59

M

| | |
|-----------------------|-----------------------|
| 1- M 26-2 S3 E2/E3 | 11- MC 70 PS S3 E2/E3 |
| 2- M 30-2 S3 E2/E3 | 12- M-X 30-4 S3-E3 |
| 3- M 26-4 S3 E2/E3 | 13- M-X 50-4 S3-E3 |
| 4- M 30-4 S3 E2/E3 | 14- M-X 70-2 S3-E3 |
| 5- M 40-4 S3 E2/E3 | 15- |
| 6- M 50-4 S3 E2/E3 | 16- |
| 7- MC 30 S3 E2/E3 | 17- |
| 8- MC 40 PS S3 E2/E3 | 18- |
| 9- MC 50 PS S3 E2/E3 | 19- |
| 10- MC 60 PS S3 E2/E3 | 20- |

| Rep Hinw Fig Item Rif | Numéro Teil-Nr Numero Part-Nr Part-Nr | Désignation Bezeichnung Descripcion Description Descrizione | | | | | | | | | | | | | | | | | | | | |
|-----------------------------------|---|---|---|---|---|---|---|---|---|---|---|----|----|----|----|----|----|----|----|----|----|----|
| | | | 1 | 2 | 3 | 4 | 5 | 6 | 7 | 8 | 9 | 10 | 11 | 12 | 13 | 14 | 15 | 16 | 17 | 18 | 19 | 20 |
| 12 | 54284 | Vis H,M 6- 35-8.8-ZN5/C Tornillo Vite | - Schraube - Screw - | 3 | 3 | 3 | 3 | | | | | | | | | | | | | | | |
| 13 | 89167 | Raccord Racor Raccordo | - Verschraubung - Connection - | 2 | 2 | 2 | 2 | | | | | | | | | | | | | | | |
| 14 | 170059 | Flexible Flexible Flessibile | - Schlauch - Hose - | 2 | 2 | 2 | 2 | | | | | | | | | | | | | | | |
| 15 | 61323 | Vis H,M 8- 35-8.8-ZN8/C Tornillo Vite | - Schraube - Screw - | 2 | 2 | 2 | 2 | | | | | | | | | | | | | | | |
| 16 | 63124 | Poulie de flexible Polea de flexible Puleggia di flessibile | - Schlauchriemen - Hose pulley - | 4 | 4 | 4 | 4 | | | | | | | | | | | | | | | |
| 17 | 164090 | Axe de poulie Eje de polea Perno di puleggia | - Riemenachse - Pulley axle - | 4 | 4 | 4 | 4 | | | | | | | | | | | | | | | |
| 18 | 221015 | Plaque de protection Placa de protección Piastra di protezione | - Schutzplatte - Protection plate - | 2 | 2 | 2 | 2 | | | | | | | | | | | | | | | |
| 19 | 61676 | Rondelle M 12 ZN Arandela Rondella | - Unterlegscheibe - Washer - | 2 | 2 | 2 | 2 | | | | | | | | | | | | | | | |
| 20 | 42231 | Rondelle W12 ZN Arandela Rondella | - Unterlegscheibe - Washer - | 2 | 2 | 2 | 2 | | | | | | | | | | | | | | | |
| 21 | 41562 | Vis H,M12- 80-8.8-ZN8/C Tornillo Vite | - Schraube - Screw - | 1 | 1 | 1 | 1 | | | | | | | | | | | | | | | |
| 22 | 177464 | Entretoise Separador Distanziale | - Querstrebe - Spacer - | 1 | 1 | 1 | 1 | | | | | | | | | | | | | | | |

+

Catalogue : 647010

3

KIT HYDRAULIQUE ACCESSOIRE DROIT (Double effet)
 RECHT KIT ZUBEHOR HYDRAULIK (Doppeltwirkend)
 KIT HIDRAULICO ACCESORIO DERECHO (Doble efecto)
 R.H. ATTACHMENT HYDRAULIC KIT (Double-acting)
 KIT IDRAULICO ACCESSORIO DESTRO (Doppio effetto)

Qté-Menge-Cant-Qty-Q.ta

10 AD

59

M

| | |
|-----------------------|-----------------------|
| 1- M 26-2 S3 E2/E3 | 11- MC 70 PS S3 E2/E3 |
| 2- M 30-2 S3 E2/E3 | 12- M-X 30-4 S3-E3 |
| 3- M 26-4 S3 E2/E3 | 13- M-X 50-4 S3-E3 |
| 4- M 30-4 S3 E2/E3 | 14- M-X 70-2 S3-E3 |
| 5- M 40-4 S3 E2/E3 | 15- |
| 6- M 50-4 S3 E2/E3 | 16- |
| 7- MC 30 S3 E2/E3 | 17- |
| 8- MC 40 PS S3 E2/E3 | 18- |
| 9- MC 50 PS S3 E2/E3 | 19- |
| 10- MC 60 PS S3 E2/E3 | 20- |

| Rep Hinw Fig Item Rif | Numéro Teil-Nr Numero Part-Nr Part-Nr | Désignation Bezeichnung Descripcion Description Descrizione | | | | | | | | | | | | | | | | | | | | |
|-----------------------------------|---|---|---|---|---|---|---|---|---|---|---|----|----|----|----|----|----|----|----|----|----|----|
| | | | 1 | 2 | 3 | 4 | 5 | 6 | 7 | 8 | 9 | 10 | 11 | 12 | 13 | 14 | 15 | 16 | 17 | 18 | 19 | 20 |
| 23 | 58797 | Vis H,M12- 90-8.8-ZN8/C Tornillo Vite | - Schraube - Screw - | 1 | 1 | 1 | 1 | | | | | | | | | | | | | | | |
| 24 | 405952 | Raccord Union Passe-cloison Racor Raccordo | - Verschraubung - Connection - | 2 | 2 | 2 | 2 | | | | | | | | | | | | | | | |
| 25 | 181202 | Tube Tubo Tubo | - Rohr - Tube - | 1 | 1 | 1 | 1 | | | | | | | | | | | | | | | |
| 26 | 181200 | Tube Tubo Tubo | - Rohr - Tube - | 1 | 1 | 1 | 1 | | | | | | | | | | | | | | | |
| 27 | 197233 | Raccord Coudé Adapteur Racor Raccordo | - Verschraubung - Connection - | 2 | 2 | 2 | 2 | | | | | | | | | | | | | | | |
| 28 | 203680 | Flexible (Lg 700) Flexible Flessibile | - Schlauch - Hose - | 2 | 2 | 2 | 2 | | | | | | | | | | | | | | | |
| 29 | 167927 | Raccord Union Racor Raccordo | - Verschraubung - Connection - | 2 | 2 | 2 | 2 | | | | | | | | | | | | | | | |
| 30 | 169436 | Joint torique Junta tórica Anello OR | - "O" ring - "O" ring - | X | X | X | X | | | | | | | | | | | | | | | |
| 31 | 169345 | Raccord rapide femelle Racor rapido hembra Raccordo femina | - siehe 662272 - Quick female union - | 2 | 2 | 2 | 2 | | | | | | | | | | | | | | | |
| 32 | 53310 | Bouchon Tapón Tappo | - Stopfen - Plug - | 2 | 2 | 2 | 2 | | | | | | | | | | | | | | | |
| 33 | 73208 | Vis CHc,M 8- 20 zinguée Tornillo Vite | - Schraube - Screw - | 2 | 2 | 2 | 2 | | | | | | | | | | | | | | | |

+

Catalogue : 647010

4

KIT HYDRAULIQUE ACCESSOIRE DROIT (Double effet)
 RECHT KIT ZUBEHOR HYDRAULIK (Doppeltwirkend)
 KIT HIDRAULICO ACCESORIO DERECHO (Doble efecto)
 R.H. ATTACHMENT HYDRAULIC KIT (Double-acting)
 KIT IDRAULICO ACCESSORIO DESTRO (Doppio effetto)

Qté-Menge-Cant-Qty-Q.ta

10 AD

59

M

| | | | | | | | | | | |
|-----|----|------|----|-------|-------|-----|------|----|----|-------|
| 1- | M | 26-2 | S3 | E2/E3 | 11- | MC | 70 | PS | S3 | E2/E3 |
| 2- | M | 30-2 | S3 | E2/E3 | 12- | M-X | 30-4 | S3 | E3 | |
| 3- | M | 26-4 | S3 | E2/E3 | 13- | M-X | 50-4 | S3 | E3 | |
| 4- | M | 30-4 | S3 | E2/E3 | 14- | M-X | 70-2 | S3 | E3 | |
| 5- | M | 40-4 | S3 | E2/E3 | 15- | | | | | |
| 6- | M | 50-4 | S3 | E2/E3 | 16- | | | | | |
| 7- | MC | 30 | S3 | E2/E3 | 17- | | | | | |
| 8- | MC | 40 | PS | S3 | E2/E3 | 18- | | | | |
| 9- | MC | 50 | PS | S3 | E2/E3 | 19- | | | | |
| 10- | MC | 60 | PS | S3 | E2/E3 | 20- | | | | |

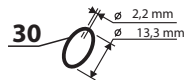
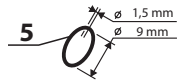
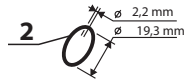
| Rep Hinw Fig Item Rif | Numéro Teil-Nr Numero Part-Nr Part-Nr | Désignation Bezeichnung Descripcion Description Descrizione | 1 | 2 | 3 | 4 | 5 | 6 | 7 | 8 | 9 | 10 | 11 | 12 | 13 | 14 | 15 | 16 | 17 | 18 | 19 | 20 | |
|-----------------------------------|---|---|---|---|---|---|---|---|---|---|---|----|----|----|----|----|----|----|----|----|----|----|--|
| 34 | 53309 | Embout Tapón Ghiera - Stopfen - Plug - | 2 | 2 | 2 | 2 | | | 2 | | | | | 2 | | | | | | | | | |
| 35 | 42325 | Rondelle W 8 ZN Arandela Rondella - Unterlegscheibe - Washer - | 2 | 2 | 2 | 2 | | | 2 | | | | | 2 | | | | | | | | | |
| 36 | 58528 | Ecrou H ,M 8 ZN Tuerca Dado - Mutter - Nut - | 2 | 2 | 2 | 2 | | | 2 | | | | | 2 | | | | | | | | | |
| 37 | 169437 | Joint d'étanchéité Junta de estanqueidad Guarnizione - Dichtungsring - Seal - | X | X | X | X | | | X | | | | | X | | | | | | | | | |
| 38 | 58530 | Vis H,M 8- 45-8.8-ZN8/C Tornillo Vite - Schraube - Screw - | 1 | 1 | 1 | 1 | | | 1 | | | | | 1 | | | | | | | | | |
| 39 | 73208 | Vis CHc,M 8- 20 zinguée Tornillo Vite - Schraube - Screw - | 1 | 1 | 1 | 1 | | | 1 | | | | | 1 | | | | | | | | | |
| 40 | 58528 | Ecrou H ,M 8 ZN Tuerca Dado - Mutter - Nut - | 1 | 1 | 1 | 1 | | | 1 | | | | | 1 | | | | | | | | | |
| 60 | 570386 | Kit hydraulique accessoire complet (mât 4,55 m) Kompletter kit zübehor hydraulik (hubmast 4,55 m) Kit hidraulico accesorio completo (mástil 4,55 m) Complete attachment hydraulic kit (mast 4,55 m) Kit idraulico accesorio completo (rampa 4,55 m) | 1 | 1 | 1 | 1 | | | 1 | | | | | 1 | | | | | | | | | |
| 61 | 192037 | Raccord rapide femelle Racor rapido hembra Raccordo rapido femmina - Verschraubung weibl. - Quick female union - | 2 | 2 | 2 | 2 | | | 2 | | | | | 2 | | | | | | | | | |
| 62 | 241199 | Raccord Racor Raccordo - Verschraubung - Connection - | 2 | 2 | 2 | 2 | | | 2 | | | | | 2 | | | | | | | | | |
| 63 | 192039 | Bouchon Tapón Tappo - Stopfen - Plug - | 2 | 2 | 2 | 2 | | | 2 | | | | | 2 | | | | | | | | | |

10 AD 63

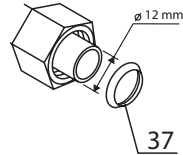
KIT HYDRAULIQUE ACCESSOIRE GAUCHE (Double effet)
 LINK KIT ZUBEHÖR HYDRAULIK (Doppeltwirkend)
 KIT HIDRAULICO ACCESORIO IZQUIERDO (Doble efecto)
 L.H. ATTACHMENT HYDRAULIC KIT (Double-acting)
 KIT IDRAULICO ACCESSORIO SINISTRO (Duplex effetto)

M 26-2 S.3 / M 30-2 S.3
 M 26-4 S.3 / M 30-4 S.3
 MC 30 S.3 / M-X 30-4 S.3

POUR FLEXIBLE ET RACCORD
 FÜR SCHLAUCH UND VERSCHRAUBUNG
 PARA FLEXIBLE Y RACOR
 FOR HOSE AND CONNECTION
 PER FLESSIBILE E RACCORDO



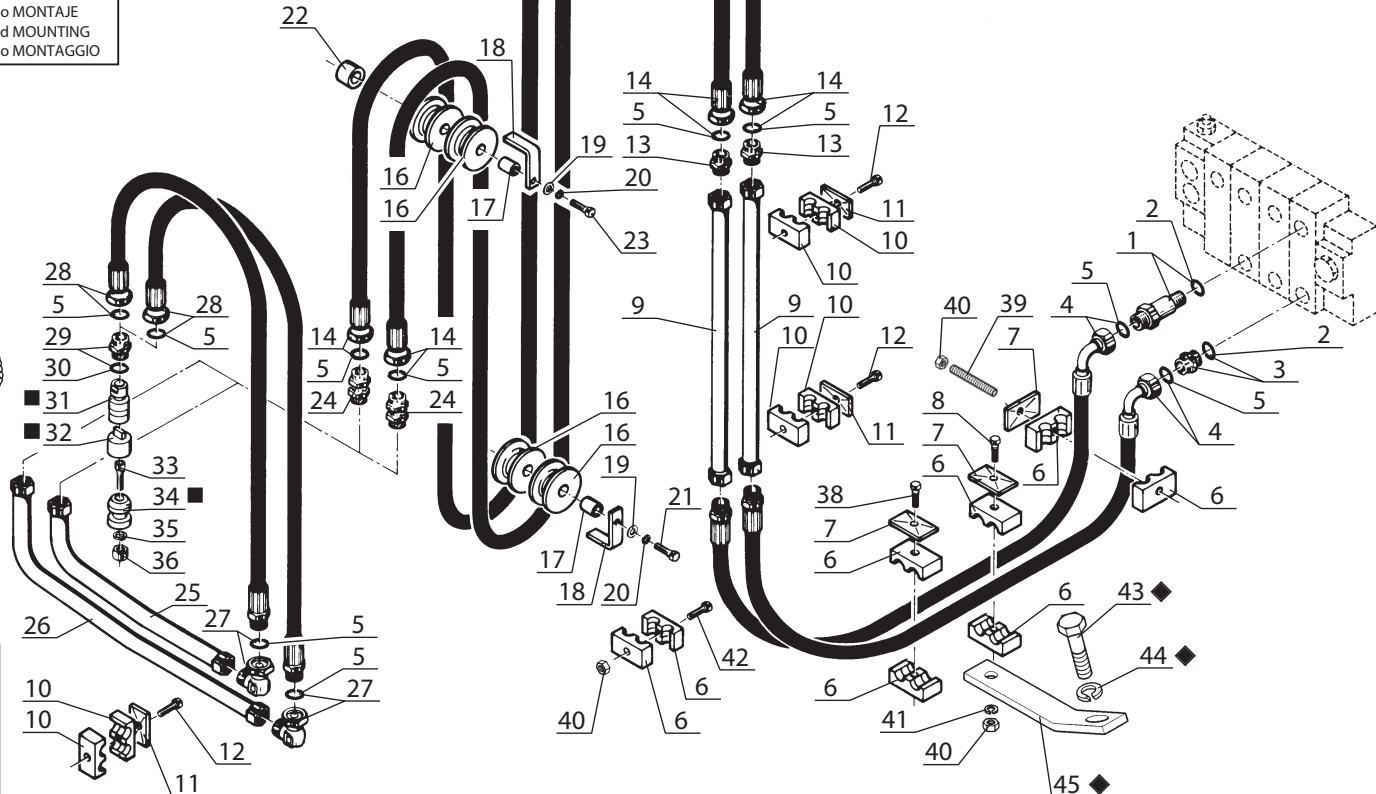
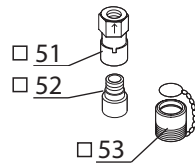
POUR TUBE
 FÜR ROHR - PARA TUBO
 FOR TUBE - PER TUBO



■ 1er MONTAGE
 1ste MONTAGE
 1ro MONTAJE
 1st MOUNTING
 1mo MONTAGGIO

□ 2ème MONTAGE
 2te MONTAGE
 2do MONTAJE
 2nd MOUNTING
 2do MONTAGGIO

◆ SUIVANT MONTAGE
 NACH MONTAGE
 SEGUN MONTAJE
 AS MOUNTING
 SECONDO MONTAGGIO



KIT COMPLET, VOIR NOMENCLATURE
 KOMPLETTER KIT, SIEHE STÜCKLISTE
 JUEGO COMPLETO, VER NOMENCLATURA
 COMPLETE KIT, SEE NOMENCLATURE
 KIT COMPLETO, VEDERE NOMENCLATURA

Rep - Hinw - Fig - Item - Sequenza
50

Catalogue : 647010

1

KIT HYDRAULIQUE ACCESSOIRE GAUCHE (Double effet)
 LINK KIT ZUBEHOR HYDRAULIK (Doppeltwirkend)
 KIT HIDRAULICO ACCESORIO IZQUIERDO (Doble efecto)
 L.H. ATTACHMENT HYDRAULIC KIT (Double-acting)
 KIT IDRAULICO ACCESSORIO SINISTRO (Doppio effetto)

Qté-Menge-Cant-Qty-Q.ta

10 AD

63

M

| | |
|-----------------------|-----------------------|
| 1- M 26-2 S3 E2/E3 | 11- MC 70 PS S3 E2/E3 |
| 2- M 30-2 S3 E2/E3 | 12- M-X 30-4 S3-E3 |
| 3- M 26-4 S3 E2/E3 | 13- M-X 50-4 S3-E3 |
| 4- M 30-4 S3 E2/E3 | 14- M-X 70-2 S3-E3 |
| 5- M 40-4 S3 E2/E3 | 15- |
| 6- M 50-4 S3 E2/E3 | 16- |
| 7- MC 30 S3 E2/E3 | 17- |
| 8- MC 40 PS S3 E2/E3 | 18- |
| 9- MC 50 PS S3 E2/E3 | 19- |
| 10- MC 60 PS S3 E2/E3 | 20- |

| Rep Hinw Fig Item Rif | Numéro Teil-Nr Numero Part-Nr Part-Nr | Désignation Bezeichnung Descripcion Description Descrizione | 1 | 2 | 3 | 4 | 5 | 6 | 7 | 8 | 9 | 10 | 11 | 12 | 13 | 14 | 15 | 16 | 17 | 18 | 19 | 20 |
|-----------------------------------|---|---|----|----|----|----|---|---|----|---|---|----|----|----|----|----|----|----|----|----|----|----|
| 1 | 168906 | Raccord Union Prolongateur Racor Raccordo - Verschraubung - Connection - | 1 | 1 | 1 | 1 | | | 1 | | | | | 1 | | | | | | | | |
| 2 | 169373 | Joint torique Junta tórica Anello OR - "0" ring - "0" ring - | X | X | X | X | | | X | | | | | X | | | | | | | | |
| 3 | 173038 | Raccord Union Racor Raccordo - Verschraubung - Connection - | 1 | 1 | 1 | 1 | | | 1 | | | | | 1 | | | | | | | | |
| 4 | 221294 | Flexible (Lg 2400) Flexible Flessibile - Schlauch - Hose - | 2 | 2 | 2 | 2 | | | 2 | | | | | 2 | | | | | | | | |
| 5 | 190874 | Joint torique Junta tórica Anello OR - "0" ring - "0" ring - | X | X | X | X | | | X | | | | | X | | | | | | | | |
| 6 | 168758 | Demi-collier Media abrazadera Fascetta - Halb-klemme - Half-clamp - | 10 | 10 | 10 | 10 | | | 10 | | | | | 10 | | | | | | | | |
| 7 | 168494 | Plaque de protection Placa de protección Piastra di protezione - Schützplatte - Protection plate - | 4 | 4 | 4 | 4 | | | 4 | | | | | 4 | | | | | | | | |
| 8 | 58533 | Vis H,M 8- 60-8.8-ZN8/C Tornillo Vite - Schraube - Screw - | 1 | 1 | 1 | 1 | | | 1 | | | | | 1 | | | | | | | | |
| 9 | 177462 | Tube Tubo Tubo - Rohr - Tube - | 2 | 2 | 2 | 2 | | | 2 | | | | | 2 | | | | | | | | |
| 10 | 168844 | Demi-collier Media abrazadera Fascetta - Halb-klemme - Half-clamp - | 6 | 6 | 6 | 6 | | | 6 | | | | | 6 | | | | | | | | |
| 11 | 168849 | Plaque de protection Placa de protección Piastra di protezione - Schützplatte - Protection plate - | 3 | 3 | 3 | 3 | | | 3 | | | | | 3 | | | | | | | | |

+

Catalogue : 647010

2

KIT HYDRAULIQUE ACCESSOIRE GAUCHE (Double effet)
 LINK KIT ZUBEHOR HYDRAULIK (Doppeltwirkend)
 KIT HIDRAULICO ACCESORIO IZQUIERDO (Doble efecto)
 L.H. ATTACHMENT HYDRAULIC KIT (Double-acting)
 KIT IDRAULICO ACCESSORIO SINISTRO (Doppio effetto)

Qté-Menge-Cant-Qty-Q.ta

10 AD

63

M

| | |
|-----------------------|-----------------------|
| 1- M 26-2 S3 E2/E3 | 11- MC 70 PS S3 E2/E3 |
| 2- M 30-2 S3 E2/E3 | 12- M-X 30-4 S3-E3 |
| 3- M 26-4 S3 E2/E3 | 13- M-X 50-4 S3-E3 |
| 4- M 30-4 S3 E2/E3 | 14- M-X 70-2 S3-E3 |
| 5- M 40-4 S3 E2/E3 | 15- |
| 6- M 50-4 S3 E2/E3 | 16- |
| 7- MC 30 S3 E2/E3 | 17- |
| 8- MC 40 PS S3 E2/E3 | 18- |
| 9- MC 50 PS S3 E2/E3 | 19- |
| 10- MC 60 PS S3 E2/E3 | 20- |

| Rep Hinw Fig Item Rif | Numéro Teil-Nr Numero Part-Nr Part-Nr | Désignation Bezeichnung Descripcion Description Descrizione | 1 | 2 | 3 | 4 | 5 | 6 | 7 | 8 | 9 | 10 | 11 | 12 | 13 | 14 | 15 | 16 | 17 | 18 | 19 | 20 | |
|-----------------------------------|---|---|---|---|---|---|---|---|---|---|---|----|----|----|----|----|----|----|----|----|----|----|--|
| 12 | 54284 | Vis H,M 6- 35-8.8-ZN5/C Tornillo Vite | - Schraube - Screw - | 3 | 3 | 3 | 3 | | 3 | | | | | 3 | | | | | | | | | |
| 13 | 89167 | Raccord Racor Raccordo | - Verschraubung - Connection - | 2 | 2 | 2 | 2 | | 2 | | | | | 2 | | | | | | | | | |
| 14 | 170059 | Flexible Flexible Flessibile | - Schlauch - Hose - | 2 | 2 | 2 | 2 | | 2 | | | | | 2 | | | | | | | | | |
| 15 | 61323 | Vis H,M 8- 35-8.8-ZN8/C Tornillo Vite | - Schraube - Screw - | 1 | 1 | 1 | 1 | | 1 | | | | | 1 | | | | | | | | | |
| 16 | 63124 | Poulie de flexible Polea de flexible Puleggia di flessibile | - Schlauchriemen - Hose pulley - | 4 | 4 | 4 | 4 | | 4 | | | | | 4 | | | | | | | | | |
| 17 | 164090 | Axe de poulie Eje de polea Perno di puleggia | - Riemenachse - Pulley axle - | 4 | 4 | 4 | 4 | | 4 | | | | | 4 | | | | | | | | | |
| 18 | 221015 | Plaque de protection Placa de protección Piastra di protezione | - Schutzplatte - Protection plate - | 2 | 2 | 2 | 2 | | 2 | | | | | 2 | | | | | | | | | |
| 19 | 61676 | Rondelle M 12 ZN Arandela Rondella | - Unterlegscheibe - Washer - | 2 | 2 | 2 | 2 | | 2 | | | | | 2 | | | | | | | | | |
| 20 | 42231 | Rondelle W12 ZN Arandela Rondella | - Unterlegscheibe - Washer - | 2 | 2 | 2 | 2 | | 2 | | | | | 2 | | | | | | | | | |
| 21 | 41562 | Vis H,M12- 80-8.8-ZN8/C Tornillo Vite | - Schraube - Screw - | 1 | 1 | 1 | 1 | | 1 | | | | | 1 | | | | | | | | | |
| 22 | 177464 | Entretoise Separador Distanziale | - Querstrebe - Spacer - | 1 | 1 | 1 | 1 | | 1 | | | | | 1 | | | | | | | | | |

+

Catalogue : 647010

3

KIT HYDRAULIQUE ACCESSOIRE GAUCHE (Double effet)
 LINK KIT ZUBEHOR HYDRAULIK (Doppeltwirkend)
 KIT HIDRAULICO ACCESORIO IZQUIERDO (Doble efecto)
 L.H. ATTACHMENT HYDRAULIC KIT (Double-acting)
 KIT IDRAULICO ACCESSORIO SINISTRO (Doppio effetto)

Qté-Menge-Cant-Qty-Q.ta

10 AD

63

M

- | | |
|-----------------------|-----------------------|
| 1- M 26-2 S3 E2/E3 | 11- MC 70 PS S3 E2/E3 |
| 2- M 30-2 S3 E2/E3 | 12- M-X 30-4 S3-E3 |
| 3- M 26-4 S3 E2/E3 | 13- M-X 50-4 S3-E3 |
| 4- M 30-4 S3 E2/E3 | 14- M-X 70-2 S3-E3 |
| 5- M 40-4 S3 E2/E3 | 15- |
| 6- M 50-4 S3 E2/E3 | 16- |
| 7- MC 30 S3 E2/E3 | 17- |
| 8- MC 40 PS S3 E2/E3 | 18- |
| 9- MC 50 PS S3 E2/E3 | 19- |
| 10- MC 60 PS S3 E2/E3 | 20- |

| Rep Hinw Fig Item Rif | Numéro Teil-Nr Numero Part-Nr Part-Nr | Désignation Bezeichnung Descripcion Description Descrizione | | | | | | | | | | | | | | | | | | | | |
|-----------------------------------|---|---|---|---|---|---|---|---|---|---|---|----|----|----|----|----|----|----|----|----|----|----|
| | | | 1 | 2 | 3 | 4 | 5 | 6 | 7 | 8 | 9 | 10 | 11 | 12 | 13 | 14 | 15 | 16 | 17 | 18 | 19 | 20 |
| 23 | 58797 | Vis H,M12- 90-8.8-ZN8/C Tornillo Vite | - Schraube - Screw - | 1 | 1 | 1 | 1 | | | | | | | | | | | | | | | |
| 24 | 405952 | Raccord Union Passe-cloison Racor Raccordo | - Verschraubung - Connection - | 2 | 2 | 2 | 2 | | | | | | | | | | | | | | | |
| 25 | 181206 | Tube Tubo Tubo | - Rohr - Tube - | 1 | 1 | 1 | 1 | | | | | | | | | | | | | | | |
| 26 | 181204 | Tube Tubo Tubo | - Rohr - Tube - | 1 | 1 | 1 | 1 | | | | | | | | | | | | | | | |
| 27 | 197233 | Raccord Coudé Adapteur Racor Raccordo | - Verschraubung - Connection - | 2 | 2 | 2 | 2 | | | | | | | | | | | | | | | |
| 28 | 171018 | Flexible (Lg 600) Flexible Flessibile | - Schlauch - Hose - | 2 | 2 | 2 | 2 | | | | | | | | | | | | | | | |
| 29 | 167927 | Raccord Union Racor Raccordo | - Verschraubung - Connection - | 2 | 2 | 2 | 2 | | | | | | | | | | | | | | | |
| 30 | 169436 | Joint torique Junta tórica Anello OR | - "O" ring - "O" ring - | X | X | X | X | | | | | | | | | | | | | | | |
| 31 | 169345 | Raccord rapide femelle Racor rapido hembra Raccordo femina | - siehe 662272 - Quick female union - | 2 | 2 | 2 | 2 | | | | | | | | | | | | | | | |
| 32 | 53310 | Bouchon Tapón Tappo | - Stopfen - Plug - | 2 | 2 | 2 | 2 | | | | | | | | | | | | | | | |
| 33 | 73208 | Vis CHc,M 8- 20 zinguée Tornillo Vite | - Schraube - Screw - | 2 | 2 | 2 | 2 | | | | | | | | | | | | | | | |

+

Catalogue : 647010

4

KIT HYDRAULIQUE ACCESSOIRE GAUCHE (Double effet)
 LINK KIT ZUBEHOR HYDRAULIK (Doppeltwirkend)
 KIT HIDRAULICO ACCESORIO IZQUIERDO (Doble efecto)
 L.H. ATTACHMENT HYDRAULIC KIT (Double-acting)
 KIT IDRAULICO ACCESSORIO SINISTRO (Doppio effetto)

Qté-Menge-Cant-Qty-Q.ta

10 AD

63

M

| | | | | | | | | | | |
|-----|----|------|----|-------|-------|-----|------|-------|----|-------|
| 1- | M | 26-2 | S3 | E2/E3 | 11- | MC | 70 | PS | S3 | E2/E3 |
| 2- | M | 30-2 | S3 | E2/E3 | 12- | M-X | 30-4 | S3-E3 | | |
| 3- | M | 26-4 | S3 | E2/E3 | 13- | M-X | 50-4 | S3-E3 | | |
| 4- | M | 30-4 | S3 | E2/E3 | 14- | M-X | 70-2 | S3-E3 | | |
| 5- | M | 40-4 | S3 | E2/E3 | 15- | | | | | |
| 6- | M | 50-4 | S3 | E2/E3 | 16- | | | | | |
| 7- | MC | 30 | S3 | E2/E3 | 17- | | | | | |
| 8- | MC | 40 | PS | S3 | E2/E3 | 18- | | | | |
| 9- | MC | 50 | PS | S3 | E2/E3 | 19- | | | | |
| 10- | MC | 60 | PS | S3 | E2/E3 | 20- | | | | |

| Rep Hinw Fig Item Rif | Numéro Teil-Nr Numero Part-Nr Part-Nr | Désignation Bezeichnung Descripcion Description Descrizione | 1 | 2 | 3 | 4 | 5 | 6 | 7 | 8 | 9 | 10 | 11 | 12 | 13 | 14 | 15 | 16 | 17 | 18 | 19 | 20 | |
|-----------------------------------|---|--|---|---|---|---|---|---|---|---|---|----|----|----|----|----|----|----|----|----|----|----|--|
| 34 | 53309 | Embout Tapón Ghiera - Stopfen - Plug - | 2 | 2 | 2 | 2 | | | 2 | | | | | 2 | | | | | | | | | |
| 35 | 42325 | Rondelle W 8 ZN Arandela Rondella - Unterlegscheibe - Washer - | 2 | 2 | 2 | 2 | | | 2 | | | | | 2 | | | | | | | | | |
| 36 | 58528 | Ecrou H ,M 8 ZN Tuerca Dado - Mutter - Nut - | 2 | 2 | 2 | 2 | | | 2 | | | | | 2 | | | | | | | | | |
| 37 | 169437 | Joint d'étanchéité Junta de estanqueidad Guarnizione - Dichtungsring - Seal - | X | X | X | X | | | X | | | | | X | | | | | | | | | |
| 38 | 58530 | Vis H,M 8- 45-8.8-ZN8/C Tornillo Vite - Schraube - Screw - | 1 | 1 | 1 | 1 | | | 1 | | | | | 1 | | | | | | | | | |
| 39 | 55475 | Tige fileté M8 (Lg 90) Varilla fileteada Stelo filettato - Schraubenspindel - Screwed spindle - | 1 | 1 | 1 | 1 | | | 1 | | | | | 1 | | | | | | | | | |
| 40 | 58528 | Ecrou H ,M 8 ZN Tuerca Dado - Mutter - Nut - | 3 | 3 | 3 | 3 | | | 3 | | | | | 3 | | | | | | | | | |
| 41 | 42325 | Rondelle W 8 ZN Arandela Rondella - Unterlegscheibe - Washer - | 1 | 1 | 1 | 1 | | | 1 | | | | | 1 | | | | | | | | | |
| 42 | 73208 | Vis CHc,M 8- 20 zinguée Tornillo Vite - Schraube - Screw - | 1 | 1 | 1 | 1 | | | 1 | | | | | 1 | | | | | | | | | |
| 43 | 60482 | Vis H,M16- 30-8.8-ZN8/C Tornillo Vite - Schraube - Screw - | 1 | 1 | 1 | 1 | | | 1 | | | | | 1 | | | | | | | | | |
| 44 | 42322 | Rondelle W16 ZN Arandela Rondella - Unterlegscheibe - Washer - | 1 | 1 | 1 | 1 | | | 1 | | | | | 1 | | | | | | | | | |

+

Catalogue : 647010

5

KIT HYDRAULIQUE ACCESSOIRE GAUCHE (Double effet)
 LINK KIT ZUBEHOR HYDRAULIK (Doppeltwirkend)
 KIT HIDRAULICO ACCESORIO IZQUIERDO (Doble efecto)
 L.H. ATTACHMENT HYDRAULIC KIT (Double-acting)
 KIT IDRAULICO ACCESSORIO SINISTRO (Doppio effetto)

Qté-Menge-Cant-Qty-Q.ta

10 AD

63

M

- | | |
|-----------------------|-----------------------|
| 1- M 26-2 S3 E2/E3 | 11- MC 70 PS S3 E2/E3 |
| 2- M 30-2 S3 E2/E3 | 12- M-X 30-4 S3-E3 |
| 3- M 26-4 S3 E2/E3 | 13- M-X 50-4 S3-E3 |
| 4- M 30-4 S3 E2/E3 | 14- M-X 70-2 S3-E3 |
| 5- M 40-4 S3 E2/E3 | 15- |
| 6- M 50-4 S3 E2/E3 | 16- |
| 7- MC 30 S3 E2/E3 | 17- |
| 8- MC 40 PS S3 E2/E3 | 18- |
| 9- MC 50 PS S3 E2/E3 | 19- |
| 10- MC 60 PS S3 E2/E3 | 20- |

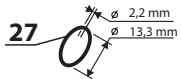
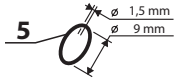
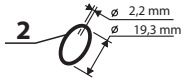
| Rep Hinw Fig Item Rif | Numéro Teil-Nr Numero Part-Nr Part-Nr | Désignation Bezeichnung Descripcion Description Descrizione | | | | | | | | | | | | | | | | | | | | |
|-----------------------------------|---|---|---|---|---|---|---|---|---|---|---|----|----|----|----|----|----|----|----|----|----|----|
| | | | 1 | 2 | 3 | 4 | 5 | 6 | 7 | 8 | 9 | 10 | 11 | 12 | 13 | 14 | 15 | 16 | 17 | 18 | 19 | 20 |
| 45 | 219813 | Support Soporte Supporto | | | | | | | | | | | | | | | | | | | | |
| | | - Träger - Bracket - | | | | | | | | | | | | | | | | | | | | |
| 50 | 221025 | Kit hydraulique accessoire complet (mât 4,55 m) Kompletter kit zübehör hydraulik (hubmast 4,55 m) Kit hidraulico accesorio completo (mástil 4,55 m) Complete attachment hydraulic kit (mast 4,55 m) Kit idraulico accesorio completo (rampa 4,55 m) | 1 | 1 | 1 | 1 | | | | | | | | | | | | | | | | |
| | | | | | | | | | | | | | | | | | | | | | | |
| 51 | 192037 | Raccord rapide femelle Racor rapido hembra Raccordo rapido femmina | 2 | 2 | 2 | 2 | | | | | | | | | | | | | | | | |
| | | - Verschraubung weibl. - Quick female union - | | | | | | | | | | | | | | | | | | | | |
| 52 | 241199 | Raccord Racor Raccordo | 2 | 2 | 2 | 2 | | | | | | | | | | | | | | | | |
| | | - Verschraubung - Connection - | | | | | | | | | | | | | | | | | | | | |
| 53 | 192039 | Bouchon Tapón Tappo | 2 | 2 | 2 | 2 | | | | | | | | | | | | | | | | |
| | | - Stopfen - Plug - | | | | | | | | | | | | | | | | | | | | |

10 AD 64

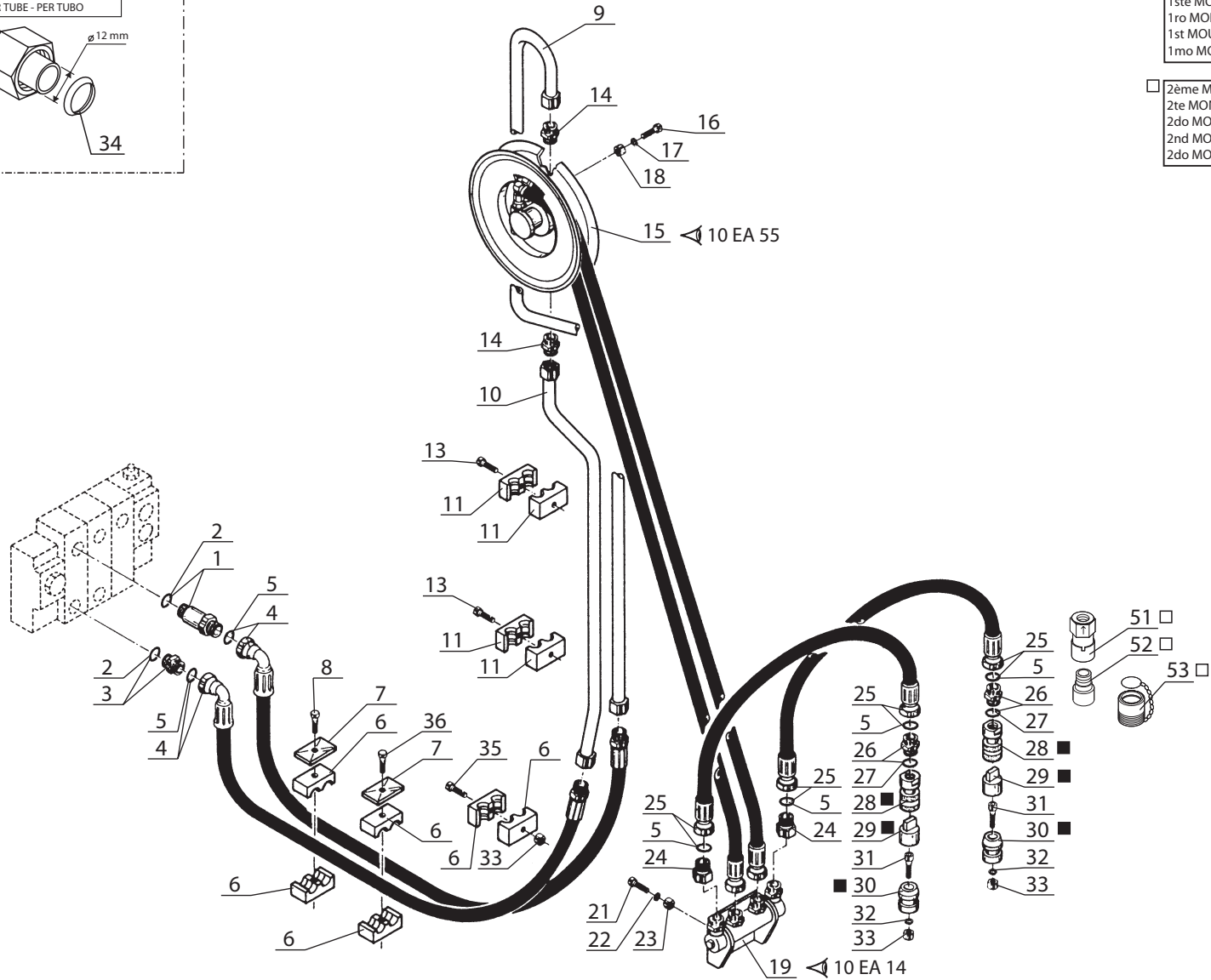
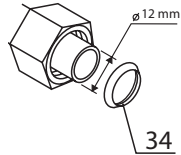
KIT HYDRAULIQUE ACCESSOIRE DROIT (Avec enrouleur)
 RECHT KIT ZUBEHOR HYDRAULIK (Mit spulerin)
 KIT HIDRAULICO ACCESORIO DERECHO (Con enrollor)
 R.H. ATTACHMENT HYDRAULIC KIT (With hose reel)
 KIT IDRAULICO ACCESSORIO DESTRO (Con arrottolatore)

M 26-2 S.3 / M 30-2 S.3
M 26-4 S.3 / M 30-4 S.3
MC 30 S.3 / M-X 30-4 S.3

POUR FLEXIBLE ET RACCORD
 FÜR SCHLAUCH UND VERSCHRAUBUNG
 PARA FLEXIBLE Y RACOR
 FOR HOSE AND CONNECTION
 PER FLESSIBILE E RACCORDO



POUR TUBE
 FÜR ROHR - PARA TUBO
 FOR TUBE - PER TUBO



■ 1er MONTAGE
 1ste MONTAGE
 1ro MONTAJE
 1st MOUNTING
 1mo MONTAGGIO

□ 2ème MONTAGE
 2te MONTAGE
 2do MONTAJE
 2nd MOUNTING
 2do MONTAGGIO

KIT COMPLET, VOIR NOMENCLATURE
 KOMPLETTER KIT, SIEHE STÜCKLISTE
 JUEGO COMPLETO, VER NOMENCLATURA
 COMPLETE KIT, SEE NOMENCLATURE
 KIT COMPLETO, VEDERE NOMENCLATURA

Rep - Hinw - Fig - Item - Sequenza
50

Catalogue : 647010

| 1 | KIT HYDRAULIQUE ACCESSOIRE DROIT (Avec enrouleur) RECHT KIT ZUBEHOR HYDRAULIK (Mit spulerin) KIT HIDRAULICO ACCESORIO DERECHO (Con enrollador) R.H. ATTACHMENT HYDRAULIC KIT (With hose reel) KIT IDRAULICO ACCESSORIO DESTRO (Con arrottolatore) | | | Qté-Menge-Cant-Qty-Q.ta | | | | | | | | | | 10 AD | 64 | M | | | | | | | |
|----|---|--|---|-------------------------|---|---|---|---|---|---|---|---|----|-------|----|----|----|----|----|----|----|----|----|
| | Rep Hinw Fig Item Rif | Numéro Teil-Nr Numero Part-Nr Part-Nr | Désignation Bezeichnung Description Descrizione | 1 | 2 | 3 | 4 | 5 | 6 | 7 | 8 | 9 | 10 | 11 | 12 | 13 | 14 | 15 | 16 | 17 | 18 | 19 | 20 |
| 1 | 168906 | Raccord Union Prolongateur Racor Raccordo | - Verschraubung - Connection - | 1 | 1 | 1 | 1 | | | 1 | | | | | 1 | | | | | | | | |
| 2 | 169373 | Joint torique Junta tórica Anello OR | - "0" ring - "0" ring - | X | X | X | X | | | X | | | | | X | | | | | | | | |
| 3 | 173038 | Raccord Union Racor Raccordo | - Verschraubung - Connection - | 1 | 1 | 1 | 1 | | | 1 | | | | | 1 | | | | | | | | |
| 4 | 221293 | Flexible (Lg 2100) Flexible Flessibile | - Schlauch - Hose - | 2 | 2 | 2 | 2 | | | 2 | | | | | 2 | | | | | | | | |
| 5 | 190874 | Joint torique Junta tórica Anello OR | - "0" ring - "0" ring - | X | X | X | X | | | X | | | | | X | | | | | | | | |
| 6 | 168758 | Demi-collier Media abrazadera Fascetta | - Halb-klemme - Half-clamp - | 6 | 6 | 6 | 6 | | | 6 | | | | | 6 | | | | | | | | |
| 7 | 168494 | Plaque de protection Placa de protección Piastra di protezione | - Schutzplatte - Protection plate - | 2 | 2 | 2 | 2 | | | 2 | | | | | 2 | | | | | | | | |
| 8 | 61323 | Vis H,M 8- 35-8.8-ZN8/C Tornillo Vite | - Schraube - Screw - | 1 | 1 | 1 | 1 | | | 1 | | | | | 1 | | | | | | | | |
| 9 | 176361 | Tube Tubo Tubo | - Rohr - Tube - | 1 | 1 | 1 | 1 | | | 1 | | | | | 1 | | | | | | | | |
| 10 | 176359 | Tube Tubo Tubo | - Rohr - Tube - | 1 | 1 | 1 | 1 | | | 1 | | | | | 1 | | | | | | | | |
| 11 | 168844 | Demi-collier Media abrazadera Fascetta | - Halb-klemme - Half-clamp - | 4 | 4 | 4 | 4 | | | 4 | | | | | 4 | | | | | | | | |

+

Catalogue : 647010

2

KIT HYDRAULIQUE ACCESSOIRE DROIT (Avec enrouleur)
 RECHT KIT ZUBEHOR HYDRAULIK (Mit spulerin)
 KIT HIDRAULICO ACCESORIO DERECHO (Con enrollador)
 R.H. ATTACHMENT HYDRAULIC KIT (With hose reel)
 KIT IDRAULICO ACCESSORIO DESTRO (Con arrottolatore)

Qté-Menge-Cant-Qty-Q.ta

10 AD

64

M

1- M 26-2 S3 E2/E3 11- MC 70 PS S3 E2/E3
 2- M 30-2 S3 E2/E3 12- M-X 30-4 S3-E3
 3- M 26-4 S3 E2/E3 13- M-X 50-4 S3-E3
 4- M 30-4 S3 E2/E3 14- M-X 70-2 S3-E3
 5- M 40-4 S3 E2/E3 15-
 6- M 50-4 S3 E2/E3 16-
 7- MC 30 S3 E2/E3 17-
 8- MC 40 PS S3 E2/E3 18-
 9- MC 50 PS S3 E2/E3 19-
 10- MC 60 PS S3 E2/E3 20-

| Rep Hinw Fig Item Rif | Numéro Teil-Nr Numero Part-Nr Part-Nr | Désignation Bezeichnung Descripcion Description Descrizione | | | | | | | | | | | | | | | | | | | | |
|-----------------------------------|---|---|---|---|---|---|---|---|---|---|---|----|----|----|----|----|----|----|----|----|----|----|
| | | | 1 | 2 | 3 | 4 | 5 | 6 | 7 | 8 | 9 | 10 | 11 | 12 | 13 | 14 | 15 | 16 | 17 | 18 | 19 | 20 |
| 13 | 7242 | Vis CHc,M 6- 20 zinguée Tornillo Vite | - Schraube - Screw - | 2 | 2 | 2 | 2 | | | | | | | | | | | | | | | |
| 14 | 170385 | Raccord Union Racor Raccordo | - Verschraubung - Connection - | 2 | 2 | 2 | 2 | | | | | | | | | | | | | | | |
| 15 | 160712 | Enrouleur complet droit Enrollador derecho completo Arrottolatore completo destro | - Kompletter recht spulerin - Complete R.H. hose reel - | 1 | 1 | 1 | 1 | | | | | | | | | | | | | | | |
| 16 | 58535 | Vis H,M10- 40-8.8-ZN8/C Tornillo Vite | - Schraube - Screw - | 4 | 4 | 4 | 4 | | | | | | | | | | | | | | | |
| 17 | 42232 | Rondelle W10 ZN Arandela Rondella | - Unterlegscheibe - Washer - | 4 | 4 | 4 | 4 | | | | | | | | | | | | | | | |
| 18 | 56354 | Ecrou H ,M10 zingué Tuerca Dado | - Mutter - Nut - | 4 | 4 | 4 | 4 | | | | | | | | | | | | | | | |
| 19 | 160714 | Distributeur complet Kompletter kommandosteuerventil Distribuidor completo Distributore completo | - Complete valve bank - | 1 | 1 | 1 | 1 | | | | | | | | | | | | | | | |
| 21 | 5804 | Vis H,M10- 25-8.8-ZN8/C Tornillo Vite | - Schraube - Screw - | 1 | 1 | 1 | 1 | | | | | | | | | | | | | | | |
| 22 | 42232 | Rondelle W10 ZN Arandela Rondella | - Unterlegscheibe - Washer - | 1 | 1 | 1 | 1 | | | | | | | | | | | | | | | |
| 23 | 56354 | Ecrou H ,M10 zingué Tuerca Dado | - Mutter - Nut - | 1 | 1 | 1 | 1 | | | | | | | | | | | | | | | |
| 24 | 176363 | Raccord Union Racor Raccordo | - Verschraubung - Connection - | 2 | 2 | 2 | 2 | | | | | | | | | | | | | | | |

+

Catalogue : 647010

3

KIT HYDRAULIQUE ACCESSOIRE DROIT (Avec enrouleur)
 RECHT KIT ZUBEHOR HYDRAULIK (Mit spulerin)
 KIT HIDRAULICO ACCESORIO DERECHO (Con enrollador)
 R.H. ATTACHMENT HYDRAULIC KIT (With hose reel)
 KIT IDRAULICO ACCESSORIO DESTRO (Con arrottolatore)

Qté-Menge-Cant-Qty-Q.ta

10 AD

64

M

| | | | | | | | | | | | |
|-----|----|------|----|-------|-------|-----|------|----|----|-------|--|
| 1- | M | 26-2 | S3 | E2/E3 | 11- | MC | 70 | PS | S3 | E2/E3 | |
| 2- | M | 30-2 | S3 | E2/E3 | 12- | M-X | 30-4 | S3 | E3 | | |
| 3- | M | 26-4 | S3 | E2/E3 | 13- | M-X | 50-4 | S3 | E3 | | |
| 4- | M | 30-4 | S3 | E2/E3 | 14- | M-X | 70-2 | S3 | E3 | | |
| 5- | M | 40-4 | S3 | E2/E3 | 15- | | | | | | |
| 6- | M | 50-4 | S3 | E2/E3 | 16- | | | | | | |
| 7- | MC | 30 | S3 | E2/E3 | 17- | | | | | | |
| 8- | MC | 40 | PS | S3 | E2/E3 | 18- | | | | | |
| 9- | MC | 50 | PS | S3 | E2/E3 | 19- | | | | | |
| 10- | MC | 60 | PS | S3 | E2/E3 | 20- | | | | | |

| Rep Hinw Fig Item Rif | Numéro Teil-Nr Numero Part-Nr Part-Nr | Désignation Bezeichnung Descripcion Description Descrizione | 1 | 2 | 3 | 4 | 5 | 6 | 7 | 8 | 9 | 10 | 11 | 12 | 13 | 14 | 15 | 16 | 17 | 18 | 19 | 20 | |
|-----------------------------------|---|---|---|---|---|---|---|---|---|---|---|----|----|----|----|----|----|----|----|----|----|----|--|
| 25 | 171739 | Flexible (Lg 600) Flexible Flessibile | - | Schlauch - Hose - | 2 | 2 | 2 | 2 | | | | | | 2 | | | | | | | | | |
| 26 | 167927 | Raccord Union Racor Raccordo | - | Verschraubung - Connection - | 2 | 2 | 2 | 2 | | | | | | 2 | | | | | | | | | |
| 27 | 169436 | Joint torique Junta tórica Anello OR | - | "0" ring - "0" ring - | X | X | X | X | | | | | | X | | | | | | | | | |
| 28 | 169345 | Raccord rapide femelle Racor rapido hembra Raccordo femina | - | siehe 662272 - Quick female union - | 2 | 2 | 2 | 2 | | | | | | 2 | | | | | | | | | |
| 29 | 53310 | Bouchon Tapón Tappo | - | Stopfen - Plug - | 2 | 2 | 2 | 2 | | | | | | 2 | | | | | | | | | |
| 30 | 53309 | Embout Tapón Ghiera | - | Stopfen - Plug - | 2 | 2 | 2 | 2 | | | | | | 2 | | | | | | | | | |
| 31 | 73208 | Vis CHc,M 8- 20 zinguée Tornillo Vite | - | Schraube - Screw - | 2 | 2 | 2 | 2 | | | | | | 2 | | | | | | | | | |
| 32 | 42325 | Rondelle W 8 ZN Arandela Rondella | - | Unterlegscheibe - Washer - | 2 | 2 | 2 | 2 | | | | | | 2 | | | | | | | | | |
| 33 | 58528 | Ecrou H ,M 8 ZN Tuerca Dado | - | Mutter - Nut - | 3 | 3 | 3 | 3 | | | | | | 3 | | | | | | | | | |
| 34 | 169437 | Joint d'étanchéité Junta de estanqueidad Guarnizione | - | Dichtungsring - Seal - | X | X | X | X | | | | | | X | | | | | | | | | |
| 35 | 73208 | Vis CHc,M 8- 20 zinguée Tornillo Vite | - | Schraube - Screw - | 1 | 1 | 1 | 1 | | | | | | 1 | | | | | | | | | |

+

Catalogue : 647010

4

KIT HYDRAULIQUE ACCESSOIRE DROIT (Avec enrouleur)
 RECHT KIT ZUBEHOR HYDRAULIK (Mit spulerin)
 KIT HIDRAULICO ACCESORIO DERECHO (Con enrollador)
 R.H. ATTACHMENT HYDRAULIC KIT (With hose reel)
 KIT IDRAULICO ACCESSORIO DESTRO (Con arrottolatore)

Qté-Menge-Cant-Qty-Q.ta

10 AD

64

M

- | | |
|-----------------------|-----------------------|
| 1- M 26-2 S3 E2/E3 | 11- MC 70 PS S3 E2/E3 |
| 2- M 30-2 S3 E2/E3 | 12- M-X 30-4 S3-E3 |
| 3- M 26-4 S3 E2/E3 | 13- M-X 50-4 S3-E3 |
| 4- M 30-4 S3 E2/E3 | 14- M-X 70-2 S3-E3 |
| 5- M 40-4 S3 E2/E3 | 15- |
| 6- M 50-4 S3 E2/E3 | 16- |
| 7- MC 30 S3 E2/E3 | 17- |
| 8- MC 40 PS S3 E2/E3 | 18- |
| 9- MC 50 PS S3 E2/E3 | 19- |
| 10- MC 60 PS S3 E2/E3 | 20- |

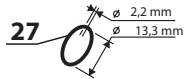
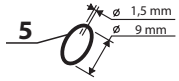
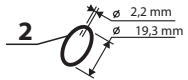
| Rep Hinw Fig Item Rif | Numéro Teil-Nr Numero Part-Nr Part-Nr | Désignation Bezeichnung Descripcion Description Descrizione | | | | | | | | | | | | | | | | | | | | |
|-----------------------------------|---|---|---|---|---|---|---|---|---|---|---|----|----|----|----|----|----|----|----|----|----|----|
| | | | 1 | 2 | 3 | 4 | 5 | 6 | 7 | 8 | 9 | 10 | 11 | 12 | 13 | 14 | 15 | 16 | 17 | 18 | 19 | 20 |
| 36 | 58530 | Vis H,M 8- 45-8.8-ZN8/C Tornillo Vite | - Schraube - Screw - | 1 | 1 | 1 | 1 | | | | 1 | | | | | | | 1 | | | | |
| 50 | 570388 | Kit hydraulique accessoire complet (mât 4,55 m) Kompletter kit zübehör hydraulik (hubmast 4,55 m) Kit hidraulico accesorio completo (mástil 4,55 m) Complete attachment hydraulic kit (mast 4,55 m) Kit idraulico accesorio completo (rampa 4,55 m) | | 1 | 1 | 1 | 1 | | | | 1 | | | | | | | 1 | | | | |
| 51 | 192037 | Raccord rapide femelle Racor rapido hembra Raccordo rapido femmina | - Verschraubung weibl. - Quick female union - | 2 | 2 | 2 | 2 | | | | 2 | | | | | | | 2 | | | | |
| 52 | 241199 | Raccord Racor Raccordo | - Verschraubung - Connection - | 2 | 2 | 2 | 2 | | | | 2 | | | | | | | 2 | | | | |
| 53 | 192039 | Bouchon Tapón Tappo | - Stopfen - Plug - | 2 | 2 | 2 | 2 | | | | 2 | | | | | | | 2 | | | | |

10 AD 65

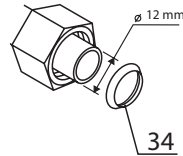
KIT HYDRAULIQUE ACCESSOIRE GAUCHE (Avec enrouleur)
 LINK KIT ZUBEHOR HYDRAULIK (Mit spulerin)
 KIT HIDRAULICO ACCESORIO IZQUIERDO (Con enrollor)
 L.H. ATTACHMENT HYDRAULIC KIT (With hose reel)
 KIT IDRAULICO ACCESSORIO SINISTRO (Con arrotolatore)

M 26-2 S.3 / M 30-2 S.3
M 26-4 S.3 / M 30-4 S.3
MC 30 S.3 / M-X 30-4 S.3

POUR FLEXIBLE ET RACCORD
 FÜR SCHLAUCH UND VERSCHRAUBUNG
 PARA FLEXIBLE Y RACOR
 FOR HOSE AND CONNECTION
 PER FLESSIBILE E RACCORDO



POUR TUBE
 FÜR ROHR - PARA TUBO
 FOR TUBE - PER TUBO



KIT COMPLET, VOIR NOMENCLATURE
 KOMPLETTER KIT, SIEHE STÜCKLISTE
 JUEGO COMPLETO, VER NOMENCLATURA
 COMPLETE KIT, SEE NOMENCLATURE
 KIT COMPLETO, VEDERE NOMENCLATURA

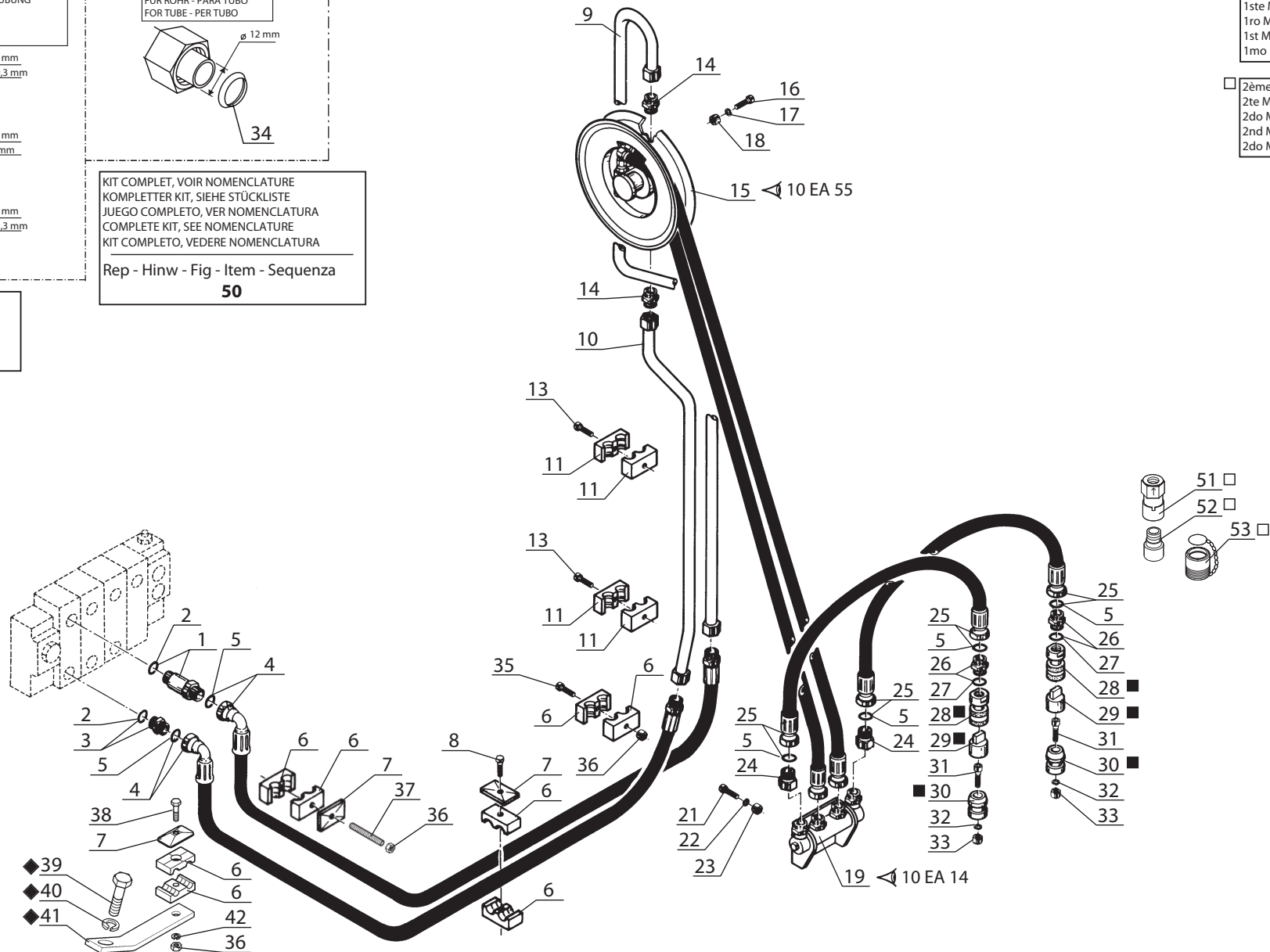
Rep - Hinw - Fig - Item - Sequenza

50

◆ SUIVANT MONTAGE
 NACH MONTAGE
 SEGUN MONTAJE
 AS MOUNTING
 SECONDO MONTAGGIO

■ 1er MONTAGE
 1ste MONTAGE
 1ro MONTAJE
 1st MOUNTING
 1mo MONTAGGIO

□ 2ème MONTAGE
 2te MONTAGE
 2do MONTAJE
 2nd MOUNTING
 2do MONTAGGIO



Catalogue : 647010

1

KIT HYDRAULIQUE ACCESSOIRE GAUCHE (Avec enrouleur)
 LINK KIT ZUBEHOR HYDRAULIK (Mit spulerin)
 KIT HIDRAULICO ACCESORIO IZQUIERDO (Con enrollador)
 L.H. ATTACHMENT HYDRAULIC KIT (With hose reel)
 KIT IDRAULICO ACCESSORIO SINISTRO (Con arrottolatore)

Qté-Menge-Cant-Qty-Q.ta

10 AD

65

M

- | | |
|-----------------------|-----------------------|
| 1- M 26-2 S3 E2/E3 | 11- MC 70 PS S3 E2/E3 |
| 2- M 30-2 S3 E2/E3 | 12- M-X 30-4 S3-E3 |
| 3- M 26-4 S3 E2/E3 | 13- M-X 50-4 S3-E3 |
| 4- M 30-4 S3 E2/E3 | 14- M-X 70-2 S3-E3 |
| 5- M 40-4 S3 E2/E3 | 15- |
| 6- M 50-4 S3 E2/E3 | 16- |
| 7- MC 30 S3 E2/E3 | 17- |
| 8- MC 40 PS S3 E2/E3 | 18- |
| 9- MC 50 PS S3 E2/E3 | 19- |
| 10- MC 60 PS S3 E2/E3 | 20- |

| Rep Hinw Fig Item Rif | Numéro Teil-Nr Numero Part-Nr Part-Nr | Désignation Bezeichnung Descripcion Description Descrizione | | | | | | | | | | | | | | | | | | | | |
|-----------------------------------|---|---|---|---|---|---|---|---|---|---|---|----|----|----|----|----|----|----|----|----|----|----|
| | | | 1 | 2 | 3 | 4 | 5 | 6 | 7 | 8 | 9 | 10 | 11 | 12 | 13 | 14 | 15 | 16 | 17 | 18 | 19 | 20 |
| 1 | 168906 | Raccord Union Prolongateur Racor Raccordo | - Verschraubung - Connection - | 1 | 1 | 1 | 1 | | | | 1 | | | | | | | | | | | |
| 2 | 169373 | Joint torique Junta tórica Anello OR | - "0" ring - "0" ring - | X | X | X | X | | | | X | | | | | | | | | | | |
| 3 | 173038 | Raccord Union Racor Raccordo | - Verschraubung - Connection - | 1 | 1 | 1 | 1 | | | | 1 | | | | | | | | | | | |
| 4 | 221294 | Flexible (Lg 2400) Flexible Flessibile | - Schlauch - Hose - | 2 | 2 | 2 | 2 | | | | 2 | | | | | | | | | | | |
| 5 | 190874 | Joint torique Junta tórica Anello OR | - "0" ring - "0" ring - | X | X | X | X | | | | X | | | | | | | | | | | |
| 6 | 168758 | Demi-collier Media abrazadera Fascetta | - Halb-klemme - Half-clamp - | 8 | 8 | 8 | 8 | | | | 8 | | | | | | | | | | | |
| 7 | 168494 | Plaque de protection Placa de protección Piastra di protezione | - Schützplatte - Protection plate - | 3 | 3 | 3 | 3 | | | | 3 | | | | | | | | | | | |
| 8 | 58530 | Vis H,M 8- 45-8.8-ZN8/C Tornillo Vite | - Schraube - Screw - | 1 | 1 | 1 | 1 | | | | 1 | | | | | | | | | | | |
| 9 | 176446 | Tube Tubo Tubo | - Rohr - Tube - | 1 | 1 | 1 | 1 | | | | 1 | | | | | | | | | | | |
| 10 | 176444 | Tube Tubo Tubo | - Rohr - Tube - | 1 | 1 | 1 | 1 | | | | 1 | | | | | | | | | | | |
| 11 | 168844 | Demi-collier Media abrazadera Fascetta | - Halb-klemme - Half-clamp - | 4 | 4 | 4 | 4 | | | | 4 | | | | | | | | | | | |

+

Catalogue : 647010

2

KIT HYDRAULIQUE ACCESSOIRE GAUCHE (Avec enrouleur)
 LINK KIT ZUBEHOR HYDRAULIK (Mit spulerin)
 KIT HIDRAULICO ACCESORIO IZQUIERDO (Con enrollador)
 L.H. ATTACHMENT HYDRAULIC KIT (With hose reel)
 KIT IDRAULICO ACCESSORIO SINISTRO (Con arrottolatore)

Qté-Menge-Cant-Qty-Q.ta

10 AD

65

M

| | | | | | | | | | | |
|-----|----|------|----|-------|-------|-----|------|-------|----|-------|
| 1- | M | 26-2 | S3 | E2/E3 | 11- | MC | 70 | PS | S3 | E2/E3 |
| 2- | M | 30-2 | S3 | E2/E3 | 12- | M-X | 30-4 | S3-E3 | | |
| 3- | M | 26-4 | S3 | E2/E3 | 13- | M-X | 50-4 | S3-E3 | | |
| 4- | M | 30-4 | S3 | E2/E3 | 14- | M-X | 70-2 | S3-E3 | | |
| 5- | M | 40-4 | S3 | E2/E3 | 15- | | | | | |
| 6- | M | 50-4 | S3 | E2/E3 | 16- | | | | | |
| 7- | MC | 30 | S3 | E2/E3 | 17- | | | | | |
| 8- | MC | 40 | PS | S3 | E2/E3 | 18- | | | | |
| 9- | MC | 50 | PS | S3 | E2/E3 | 19- | | | | |
| 10- | MC | 60 | PS | S3 | E2/E3 | 20- | | | | |

| Rep Hinw Fig Item Rif | Numéro Teil-Nr Numero Part-Nr Part-Nr | Désignation Bezeichnung Descripcion Description Descrizione | | | | | | | | | | | | | | | | | | | | |
|-----------------------------------|---|---|--|---|---|---|---|---|---|---|---|----|----|----|----|----|----|----|----|----|----|----|
| | | | 1 | 2 | 3 | 4 | 5 | 6 | 7 | 8 | 9 | 10 | 11 | 12 | 13 | 14 | 15 | 16 | 17 | 18 | 19 | 20 |
| 13 | 7242 | Vis CHc,M 6- 20 zinguée Tornillo Vite | - Schraube - Screw - | 2 | 2 | 2 | 2 | | | | 2 | | | | | | | | | | | |
| 14 | 170385 | Raccord Union Racor Raccordo | - Verschraubung - Connection - | 2 | 2 | 2 | 2 | | | | 2 | | | | | | | | | | | |
| 15 | 160713 | Enrouleur complet Enrollador completo Arrottolatore completo | - Kompletter spulerin - Complete hose reel - | 1 | 1 | 1 | 1 | | | | 1 | | | | | | | | | | | |
| 16 | 63544 | Vis H,M10- 30-8.8-ZN8/C Tornillo Vite | - Schraube - Screw - | 4 | 4 | 4 | 4 | | | | 4 | | | | | | | | | | | |
| 17 | 42232 | Rondelle W10 ZN Arandela Rondella | - Unterlegscheibe - Washer - | 4 | 4 | 4 | 4 | | | | 4 | | | | | | | | | | | |
| 18 | 56354 | Ecrou H ,M10 zingué Tuerca Dado | - Mutter - Nut - | 4 | 4 | 4 | 4 | | | | 4 | | | | | | | | | | | |
| 19 | 160714 | Distributeur complet Kompletter kommandosteuerventil Distribuidor completo Distributore completo | - Complete valve bank - | 1 | 1 | 1 | 1 | | | | 1 | | | | | | | | | | | |
| 21 | 5804 | Vis H,M10- 25-8.8-ZN8/C Tornillo Vite | - Schraube - Screw - | 1 | 1 | 1 | 1 | | | | 1 | | | | | | | | | | | |
| 22 | 42232 | Rondelle W10 ZN Arandela Rondella | - Unterlegscheibe - Washer - | 1 | 1 | 1 | 1 | | | | 1 | | | | | | | | | | | |
| 23 | 56354 | Ecrou H ,M10 zingué Tuerca Dado | - Mutter - Nut - | 1 | 1 | 1 | 1 | | | | 1 | | | | | | | | | | | |
| 24 | 176363 | Raccord Union Racor Raccordo | - Verschraubung - Connection - | 2 | 2 | 2 | 2 | | | | 2 | | | | | | | | | | | |

+

Catalogue : 647010

3

KIT HYDRAULIQUE ACCESSOIRE GAUCHE (Avec enrouleur)
 LINK KIT ZUBEHOR HYDRAULIK (Mit spulerin)
 KIT HIDRAULICO ACCESORIO IZQUIERDO (Con enrollador)
 L.H. ATTACHMENT HYDRAULIC KIT (With hose reel)
 KIT IDRAULICO ACCESSORIO SINISTRO (Con arrottolatore)

Qté-Menge-Cant-Qty-Q.ta

10 AD

65

M

| | | | | | | | | | | |
|-----|----|------|----|-------|-------|-----|------|-------|----|-------|
| 1- | M | 26-2 | S3 | E2/E3 | 11- | MC | 70 | PS | S3 | E2/E3 |
| 2- | M | 30-2 | S3 | E2/E3 | 12- | M-X | 30-4 | S3-E3 | | |
| 3- | M | 26-4 | S3 | E2/E3 | 13- | M-X | 50-4 | S3-E3 | | |
| 4- | M | 30-4 | S3 | E2/E3 | 14- | M-X | 70-2 | S3-E3 | | |
| 5- | M | 40-4 | S3 | E2/E3 | 15- | | | | | |
| 6- | M | 50-4 | S3 | E2/E3 | 16- | | | | | |
| 7- | MC | 30 | S3 | E2/E3 | 17- | | | | | |
| 8- | MC | 40 | PS | S3 | E2/E3 | 18- | | | | |
| 9- | MC | 50 | PS | S3 | E2/E3 | 19- | | | | |
| 10- | MC | 60 | PS | S3 | E2/E3 | 20- | | | | |

| Rep Hinw Fig Item Rif | Numéro Teil-Nr Numero Part-Nr Part-Nr | Désignation Bezeichnung Descripcion Description Descrizione | Qté-Menge-Cant-Qty-Q.ta | | | | | | | | | | | | | | | | | | | |
|-----------------------------------|---|---|---|---|---|---|---|---|---|---|---|----|----|----|----|----|----|----|----|----|----|----|
| | | | 1 | 2 | 3 | 4 | 5 | 6 | 7 | 8 | 9 | 10 | 11 | 12 | 13 | 14 | 15 | 16 | 17 | 18 | 19 | 20 |
| 25 | 171739 | Flexible (Lg 600) Flexible Flessibile | - Schlauch - Hose - | 2 | 2 | 2 | 2 | | | | 2 | | | | | | | | | | | |
| 26 | 167927 | Raccord Union Racor Raccordo | - Verschraubung - Connection - | 2 | 2 | 2 | 2 | | | | 2 | | | | | | | | | | | |
| 27 | 169436 | Joint torique Junta tórica Anello OR | - "0" ring - "0" ring - | X | X | X | X | | | | X | | | | | | | | | | | |
| 28 | 169345 | Raccord rapide femelle Racor rapido hembra Raccordo femina | - siehe 662272 - Quick female union - | 2 | 2 | 2 | 2 | | | | 2 | | | | | | | | | | | |
| 29 | 53310 | Bouchon Tapón Tappo | - Stopfen - Plug - | 2 | 2 | 2 | 2 | | | | 2 | | | | | | | | | | | |
| 30 | 53309 | Embout Tapón Ghiera | - Stopfen - Plug - | 2 | 2 | 2 | 2 | | | | 2 | | | | | | | | | | | |
| 31 | 73208 | Vis CHc,M 8- 20 zinguée Tornillo Vite | - Schraube - Screw - | 2 | 2 | 2 | 2 | | | | 2 | | | | | | | | | | | |
| 32 | 42325 | Rondelle W 8 ZN Arandela Rondella | - Unterlegscheibe - Washer - | 2 | 2 | 2 | 2 | | | | 2 | | | | | | | | | | | |
| 33 | 58528 | Ecrou H ,M 8 ZN Tuerca Dado | - Mutter - Nut - | 2 | 2 | 2 | 2 | | | | 2 | | | | | | | | | | | |
| 34 | 169437 | Joint d'étanchéité Junta de estanqueidad Guarnizione | - Dichtungsring - Seal - | X | X | X | X | | | | X | | | | | | | | | | | |
| 35 | 73208 | Vis CHc,M 8- 20 zinguée Tornillo Vite | - Schraube - Screw - | 1 | 1 | 1 | 1 | | | | 1 | | | | | | | | | | | |

+

Catalogue : 647010

4

KIT HYDRAULIQUE ACCESSOIRE GAUCHE (Avec enrouleur)
 LINK KIT ZUBEHOR HYDRAULIK (Mit spulerin)
 KIT HIDRAULICO ACCESORIO IZQUIERDO (Con enrollador)
 L.H. ATTACHMENT HYDRAULIC KIT (With hose reel)
 KIT IDRAULICO ACCESSORIO SINISTRO (Con arrottolatore)

Qté-Menge-Cant-Qty-Q.ta

10 AD

65

M

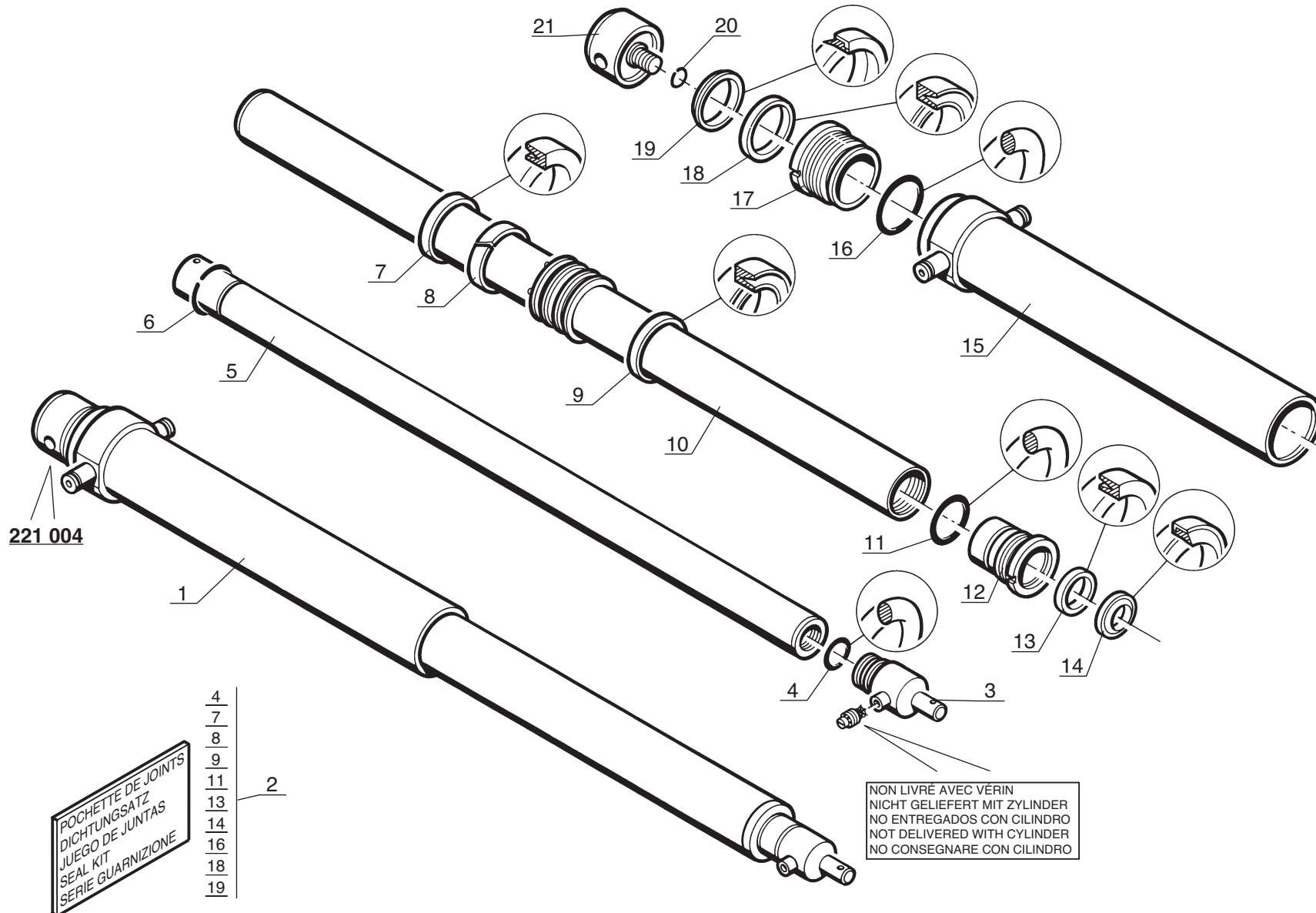
- | | |
|-----------------------|-----------------------|
| 1- M 26-2 S3 E2/E3 | 11- MC 70 PS S3 E2/E3 |
| 2- M 30-2 S3 E2/E3 | 12- M-X 30-4 S3-E3 |
| 3- M 26-4 S3 E2/E3 | 13- M-X 50-4 S3-E3 |
| 4- M 30-4 S3 E2/E3 | 14- M-X 70-2 S3-E3 |
| 5- M 40-4 S3 E2/E3 | 15- |
| 6- M 50-4 S3 E2/E3 | 16- |
| 7- MC 30 S3 E2/E3 | 17- |
| 8- MC 40 PS S3 E2/E3 | 18- |
| 9- MC 50 PS S3 E2/E3 | 19- |
| 10- MC 60 PS S3 E2/E3 | 20- |

| Rep Hinw Fig Item Rif | Numéro Teil-Nr Numero Part-Nr Part-Nr | Désignation Bezeichnung Descripcion Description Descrizione | | | | | | | | | | | | | | | | | | | | |
|-----------------------------------|---|--|---|---|---|---|---|---|---|---|---|----|----|----|----|----|----|----|----|----|----|----|
| | | | 1 | 2 | 3 | 4 | 5 | 6 | 7 | 8 | 9 | 10 | 11 | 12 | 13 | 14 | 15 | 16 | 17 | 18 | 19 | 20 |
| 36 | 58528 | Ecrou H ,M 8 ZN Tuerca Dado | - Mutter - Nut - | 3 | 3 | 3 | 3 | | | | | | | | | | | | | | | |
| 37 | 55475 | Tige filetée M8 (Lg 90) Varilla fileteada Stelo filettato | - Schraubenspindel - Screwed spindle - | 1 | 1 | 1 | 1 | | | | | 1 | | | | | | | | | | |
| 38 | 58533 | Vis H,M 8- 60-8.8-ZN8/C Tornillo Vite | - Schraube - Screw - | 1 | 1 | 1 | 1 | | | | | 1 | | | | | | | | | | |
| 39 | 60482 | Vis H,M16- 30-8.8-ZN8/C Tornillo Vite | - Schraube - Screw - | 1 | 1 | 1 | 1 | | | | | 1 | | | | | | | | | | |
| 40 | 42322 | Rondelle W16 ZN Arandela Rondella | - Unterlegscheibe - Washer - | 1 | 1 | 1 | 1 | | | | | 1 | | | | | | | | | | |
| 41 | 219813 | Support Soporte Supporto | - Träger - Bracket - | 1 | 1 | 1 | 1 | | | | | 1 | | | | | | | | | | |
| 42 | 42325 | Rondelle W 8 ZN Arandela Rondella | - Unterlegscheibe - Washer - | 1 | 1 | 1 | 1 | | | | | 1 | | | | | | | | | | |
| 50 | 570389 | Kit hydraulique accessoire complet Kompletter Zubehor hydraulik kit Kit hidraulico accesorio completo Complete attachment hydraulic kit Kit idraulico accesorio completo | | 1 | 1 | 1 | 1 | | | | | 1 | | | | | | | | | | |
| 51 | 192037 | Raccord rapide femelle Racor rapido hembra Raccordo rapido femmina | - Verschraubung weibl. - Quick female union - | 2 | 2 | 2 | 2 | | | | | 2 | | | | | | | | | | |
| 52 | 241199 | Raccord Racor Raccordo | - Verschraubung - Connection - | 2 | 2 | 2 | 2 | | | | | 2 | | | | | | | | | | |
| 53 | 192039 | Bouchon Tapón Tappo | - Stopfen - Plug - | 2 | 2 | 2 | 2 | | | | | 2 | | | | | | | | | | |

10 CA 105

HYDRAULIQUE (Vérin d'élévation)
HYDRAULIK (Hubzylinder)
HIDRAULICO (Cilindro de elevación)
HYDRAULIC (Lifting cylinder)
IDRAULICO (Cilindro di sollevamento)

M 26-2 S.3 / M 26-4 S.3



Catalogue : 647010

Qté-Menge-Cant-Qty-Q.ta | 10 CA 105

M

1

HYDRAULIQUE (Vérin d'élévation)
 HYDRAULIK (Hubzylinder)
 HIDRAULICO (Cilindro de elevación)
 HYDRAULIC (Lifting cylinder)
 IDRAULICO (Cilindro di sollevamento)

- | | |
|-----------------------|-----------------------|
| 1- M 26-2 S3 E2/E3 | 11- MC 70 PS S3 E2/E3 |
| 2- M 30-2 S3 E2/E3 | 12- M-X 30-4 S3-E3 |
| 3- M 26-4 S3 E2/E3 | 13- M-X 50-4 S3-E3 |
| 4- M 30-4 S3 E2/E3 | 14- M-X 70-2 S3-E3 |
| 5- M 40-4 S3 E2/E3 | 15- |
| 6- M 50-4 S3 E2/E3 | 16- |
| 7- MC 30 S3 E2/E3 | 17- |
| 8- MC 40 PS S3 E2/E3 | 18- |
| 9- MC 50 PS S3 E2/E3 | 19- |
| 10- MC 60 PS S3 E2/E3 | 20- |

| Rep Hinw Fig Item Rif | Numéro Teil-Nr Numero Part-Nr Part-Nr | Désignation Bezeichnung Descripcion Description Descrizione | 1 | 2 | 3 | 4 | 5 | 6 | 7 | 8 | 9 | 10 | 11 | 12 | 13 | 14 | 15 | 16 | 17 | 18 | 19 | 20 |
|-----------------------------------|---|---|---|---|---|---|---|---|---|---|---|----|----|----|----|----|----|----|----|----|----|----|
| 1 | 221004 | Vérin d'éléva. D:75/100mm C:2275mm Hubzylinder Cilindro de elevación - Lifting cylinder Cilindro di sollevamento - | 1 | | 1 | | | | | | | | | | | | | | | | | |
| 2 | 51705 | Pochette de joints - Dichtungssatz Juego de juntas - Seal kit Kit guarnizióne - | 1 | | 1 | | | | | | | | | | | | | | | | | |
| 3 | 189216 | Embout de vérin - Zylinderkopf Cabo de cilindro - Ram end tube Ghiera di cilindro - | 1 | | 1 | | | | | | | | | | | | | | | | | |
| 4 | 5045 | Joint torique - "0" ring Junta tórica - "0" ring Anello OR - | 1 | | 1 | | | | | | | | | | | | | | | | | |
| 5 | 180034 | Piston de vérin Ø 75 mm - Zylinderkolben Pistón de cilindro - Cylinder piston Pistone del cilindro - | 1 | | 1 | | | | | | | | | | | | | | | | | |
| 6 | 54438 | Jonc d'arrêt - Sprengring Anillo de parada - Snap ring Giunto - | 1 | | 1 | | | | | | | | | | | | | | | | | |
| 7 | 51979 | Joint d'étanchéité - Dichtungsring Junta de estanqueidad - Seal Guarnizióne - | 1 | | 1 | | | | | | | | | | | | | | | | | |
| 8 | 54431 | Bague - Büchse Anillo - Bushing Anello - | 1 | | 1 | | | | | | | | | | | | | | | | | |
| 9 | 51980 | Joint d'étanchéité - Dichtungsring Junta de estanqueidad - Seal Guarnizióne - | 1 | | 1 | | | | | | | | | | | | | | | | | |
| 10 | 180036 | Piston de vérin Ø100 mm - Zylinderkolben Pistón de cilindro - Cylinder piston Pistone del cilindro - | 1 | | 1 | | | | | | | | | | | | | | | | | |
| 11 | 48384 | Joint torique - "0" ring Junta tórica - "0" ring Anello OR - | 1 | | 1 | | | | | | | | | | | | | | | | | |

+

2

Catalogue : 647010

HYDRAULIQUE (Vérin d'élévation)
 HYDRAULIK (Hubzylinder)
 HIDRAULICO (Cilindro de elevación)
 HYDRAULIC (Lifting cylinder)
 IDRAULICO (Cilindro di sollevamento)

Qté-Menge-Cant-Qty-Q.ta

10 CA

105

M

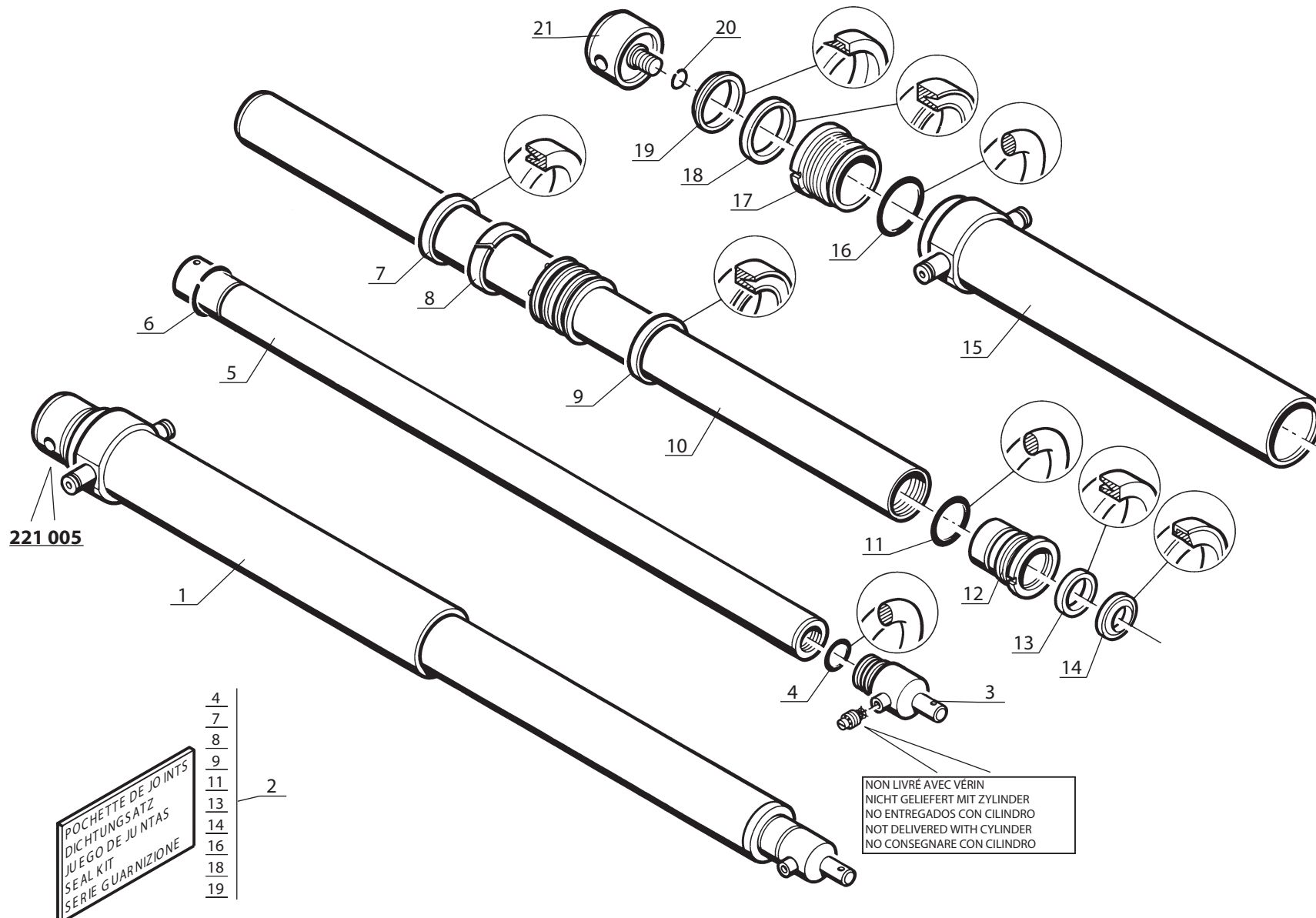
| | | | | | | | | | | |
|-----|----|------|----|-------|-------|-----|------|-------|----|-------|
| 1- | M | 26-2 | S3 | E2/E3 | 11- | MC | 70 | PS | S3 | E2/E3 |
| 2- | M | 30-2 | S3 | E2/E3 | 12- | M-X | 30-4 | S3-E3 | | |
| 3- | M | 26-4 | S3 | E2/E3 | 13- | M-X | 50-4 | S3-E3 | | |
| 4- | M | 30-4 | S3 | E2/E3 | 14- | M-X | 70-2 | S3-E3 | | |
| 5- | M | 40-4 | S3 | E2/E3 | 15- | | | | | |
| 6- | M | 50-4 | S3 | E2/E3 | 16- | | | | | |
| 7- | MC | 30 | S3 | E2/E3 | 17- | | | | | |
| 8- | MC | 40 | PS | S3 | E2/E3 | 18- | | | | |
| 9- | MC | 50 | PS | S3 | E2/E3 | 19- | | | | |
| 10- | MC | 60 | PS | S3 | E2/E3 | 20- | | | | |

| Rep Hinw Fig Item Rif | Numéro Teil-Nr Numero Part-Nr Part-Nr | Désignation Bezeichnung Descripcion Description Descrizione | 1 | 2 | 3 | 4 | 5 | 6 | 7 | 8 | 9 | 10 | 11 | 12 | 13 | 14 | 15 | 16 | 17 | 18 | 19 | 20 |
|-----------------------------------|---|---|---|---|---|---|---|---|---|---|---|----|----|----|----|----|----|----|----|----|----|----|
| 12 | 54442 | Bague de fermeture Anillo de cierre Anello di chiusura - Schlusstring - Fastening ring - | 1 | | 1 | | | | | | | | | | | | | | | | | |
| 13 | 51981 | Joint d'étanchéité Junta de estanqueidad Guarnizione - Dichtungsring - Seal - | 1 | | 1 | | | | | | | | | | | | | | | | | |
| 14 | 51982 | Joint d'étanchéité Junta de estanqueidad Guarnizione - Dichtungsring - Seal - | 1 | | 1 | | | | | | | | | | | | | | | | | |
| 15 | 180044 | Corps de vérin Cuerpo de cilindro Corpo di cilindro - Zylinder körper - Cylinder body - | 1 | | 1 | | | | | | | | | | | | | | | | | |
| 16 | 51985 | Joint torique Junta tórica Anello OR - "O" ring - "O" ring - | 1 | | 1 | | | | | | | | | | | | | | | | | |
| 17 | 54441 | Bague de fermeture Anillo de cierre Anello di chiusura - Schlusstring - Fastening ring - | 1 | | 1 | | | | | | | | | | | | | | | | | |
| 18 | 51978 | Joint d'étanchéité Junta de estanqueidad Guarnizione - Dichtungsring - Seal - | 1 | | 1 | | | | | | | | | | | | | | | | | |
| 19 | 491 | Joint d'étanchéité Junta de estanqueidad Guarnizione - Dichtungsring - Seal - | 1 | | 1 | | | | | | | | | | | | | | | | | |
| 20 | 563490 | Jonc d'arrêt Anillo de parada Giunto - Sprengring - Snap ring - | 1 | | 1 | | | | | | | | | | | | | | | | | |
| 21 | 54439 | Embout de vérin Cabo de cilindro Ghiera di cilindro - Zylinderkopf - Ram end tube - | 1 | | 1 | | | | | | | | | | | | | | | | | |

10 CA 106

HYDRAULIQUE (Vérin d'élévation)
HYDRAULIK (Hubzylinder)
HIDRAULICO (Cilindro de elevación)
HYDRAULIC (Lifting cylinder)
IDRAULICO (Cilindro di sollevamento)

M 30-2 S.3 / M 30-4 S.3
MC 30 S.3 / M-X 30-4 S.3



Catalogue : 647010

| Qté-Menge-Cant-Qty-Q.ta | | 10 CA | 106 |
|-------------------------|-------------------|-------|-------------------|
| 1- | M 26-2 S3 E2/E3 | 11- | MC 70 PS S3 E2/E3 |
| 2- | M 30-2 S3 E2/E3 | 12- | M-X 30-4 S3-E3 |
| 3- | M 26-4 S3 E2/E3 | 13- | M-X 50-4 S3-E3 |
| 4- | M 30-4 S3 E2/E3 | 14- | M-X 70-2 S3-E3 |
| 5- | M 40-4 S3 E2/E3 | 15- | |
| 6- | M 50-4 S3 E2/E3 | 16- | |
| 7- | MC 30 S3 E2/E3 | 17- | |
| 8- | MC 40 PS S3 E2/E3 | 18- | |
| 9- | MC 50 PS S3 E2/E3 | 19- | |
| 10- | MC 60 PS S3 E2/E3 | 20- | |

M

| 1 | HYDRAULIQUE (Vérin d'élévation) HYDRAULIK (Hubzylinder) HIDRAULICO (Cilindro de elevación) HYDRAULIC (Lifting cylinder) IDRAULICO (Cilindro di sollevamento) | | |
|-----------------------------------|--|---|--|
| Rep Hinw Fig Item Rif | Numéro Teil-Nr Numero Part-Nr Part-Nr | Désignation Bezeichnung Descripcion Description Descrizione | |
| 1 | 221005 | Vérin d'éléva. D:75/100mm C:2275mm Hubzylinder Cilindro de elevación - Lifting cylinder Cilindro di sollevamento - | |
| 2 | 51705 | Pochette de joints - Dichtungssatz Juego de juntas - Seal kit Kit guarnizióne - | |
| 3 | 189216 | Embout de vérin - Zylinderkopf Cabo de cilindro - Ram end tube Ghiera di cilindro - | |
| 4 | 5045 | Joint torique - "0" ring Junta tórica - "0" ring Anello OR - | |
| 5 | 180034 | Piston de vérin Ø 75 mm - Zylinderkolben Pistón de cilindro - Cylinder piston Pistone del cilindro - | |
| 6 | 54438 | Jonc d'arrêt - Sprengring Anillo de parada - Snap ring Giunto - | |
| 7 | 51979 | Joint d'étanchéité - Dichtungsring Junta de estanqueidad - Seal Guarnizióne - | |
| 8 | 54431 | Bague - Büchse Anillo - Bushing Anello - | |
| 9 | 51980 | Joint d'étanchéité - Dichtungsring Junta de estanqueidad - Seal Guarnizióne - | |
| 10 | 180036 | Piston de vérin Ø100 mm - Zylinderkolben Pistón de cilindro - Cylinder piston Pistone del cilindro - | |
| 11 | 48384 | Joint torique - "0" ring Junta tórica - "0" ring Anello OR - | |

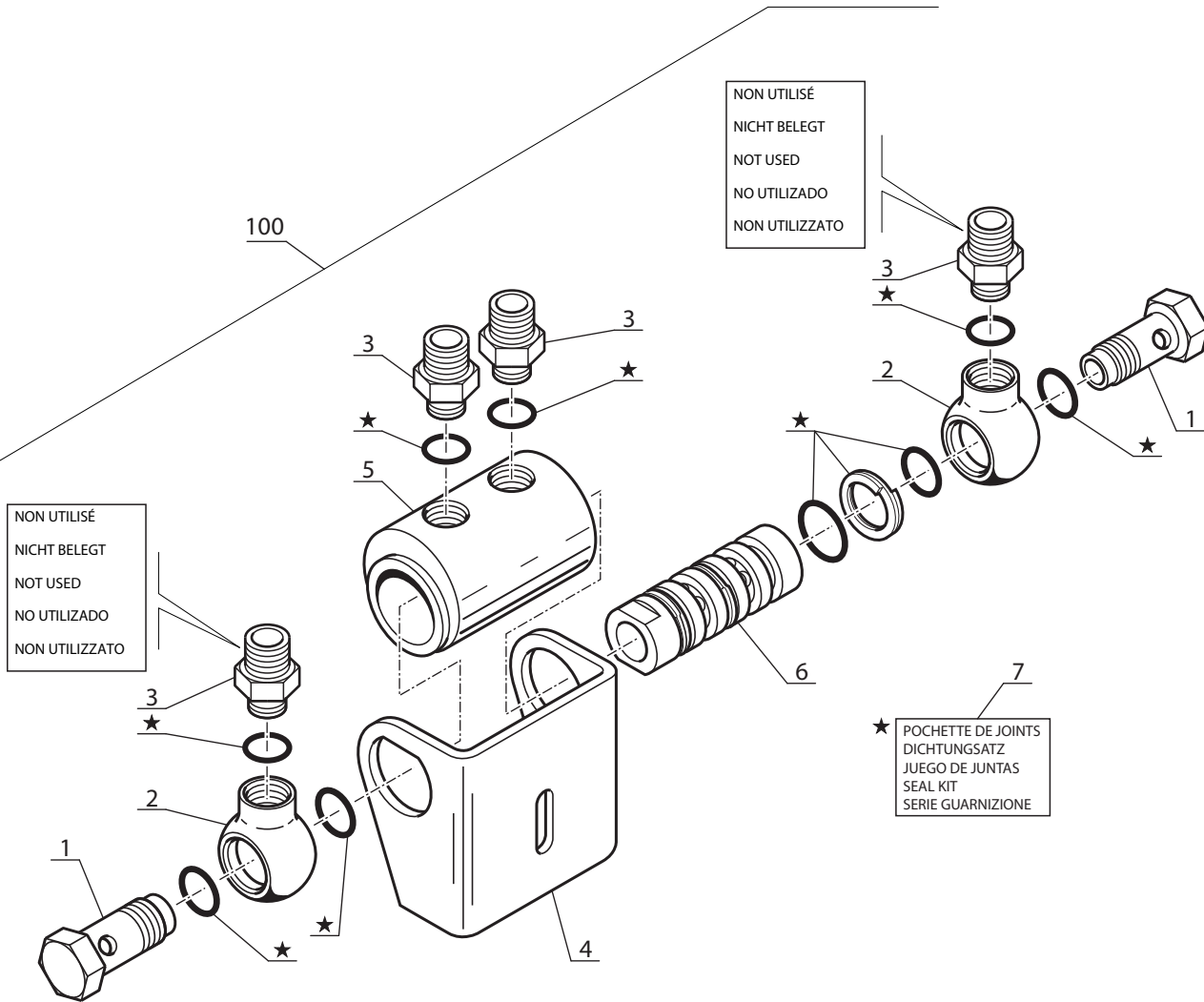
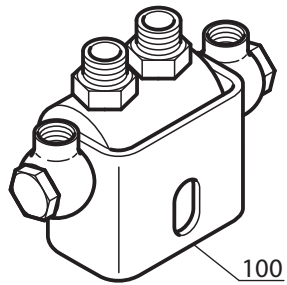
| 1 | 2 | 3 | 4 | 5 | 6 | 7 | 8 | 9 | 10 | 11 | 12 | 13 | 14 | 15 | 16 | 17 | 18 | 19 | 20 |
|---|---|---|---|---|---|---|---|---|----|----|----|----|----|----|----|----|----|----|----|
| | 1 | | 1 | | | 1 | | | | | 1 | | | | | | | | |
| | | 1 | 1 | | | 1 | | | | | 1 | | | | | | | | |
| | | | 1 | 1 | | 1 | | | | | 1 | | | | | | | | |
| | | | 1 | 1 | | 1 | | | | | 1 | | | | | | | | |
| | | | 1 | 1 | | 1 | | | | | 1 | | | | | | | | |
| | | | 1 | 1 | | 1 | | | | | 1 | | | | | | | | |
| | | | 1 | 1 | | 1 | | | | | 1 | | | | | | | | |
| | | | 1 | 1 | | 1 | | | | | 1 | | | | | | | | |

+

10 EA 14

HYDRAULIQUE (Détails)
HYDRAULIK (Einzelteile)
HIDRAULICO (Detalles)
HYDRAULIC (Details)
IDRAULICO (Dettaglio)

M 26-2 S.3 / M 26-4 S.3
M 30-2 S.3 / M 30-4 S.3
M 40-4 S.3 / M 50-4 S.3
MC 40 PS S.3 / MC 50 PS S.3
MC 30 S.3
M-X 30-4 S.3 / M-X 50-4 S.3



Catalogue : 647010

| 1 | HYDRAULIQUE (Détails) HYDRAULIK (Einzelteile) HIDRAULICO (Detalles) HYDRAULIC (Details) IDRAULICO (Dettaglio) | | | Qté-Menge-Cant-Qty-Q.ta | | | | | | | | | | 10 EA | | 14 | | M | | | | | | |
|-----|---|---|---|-------------------------|---|---|---|---|---|---|---|---|----|-------|----|----|----|---|----|----|----|----|----|----|
| | Rep Hinw Fig Item Rif | Numéro Teil-Nr Numero Part-Nr Part-Nr | Désignation Bezeichnung Description Descrizione | 1 | 2 | 3 | 4 | 5 | 6 | 7 | 8 | 9 | 10 | 11 | 12 | 13 | 14 | | 15 | 16 | 17 | 18 | 19 | 20 |
| 1 | 23641 | Vis creuse Tornillo hueco Vite cava | - Hohl schraube - Hollow screw - | 2 | 2 | 2 | 2 | 2 | 2 | 2 | 2 | 2 | | | 2 | 2 | | | | | | | | |
| 2 | 23643 | Raccord banjo Racor banjo Raccordo | - Verschraubung - Banjo connection - | 2 | 2 | 2 | 2 | 2 | 2 | 2 | 2 | 2 | | | 2 | 2 | | | | | | | | |
| 3 | 160988 | Adapteur 3/8" gaz Adaptador Adattatore | - Verbindung - Adaptor - | 4 | 4 | 4 | 4 | 4 | 4 | 4 | 4 | 4 | | | 4 | 4 | | | | | | | | |
| 4 | 23646 | Support Soporte Supporto | - Träger - Bracket - | 1 | 1 | 1 | 1 | 1 | 1 | 1 | 1 | 1 | | | 1 | 1 | | | | | | | | |
| 5 | 23647 | Corps de distributeur Cuerpo de distribuidor Camicia distributore | - Kommandosteuerventil Körper - Valve bank body - | 1 | 1 | 1 | 1 | 1 | 1 | 1 | 1 | 1 | | | 1 | 1 | | | | | | | | |
| 6 | 23642 | Piston distributeur Pistón distribuidor Pistone distributore | - Kolbenschieber - Piston valve - | 1 | 1 | 1 | 1 | 1 | 1 | 1 | 1 | 1 | | | 1 | 1 | | | | | | | | |
| 7 | 23984 | Pochette de joints Juego de juntas Serie guarnizióne | - Dichtungsatz - Seal kit - | 1 | 1 | 1 | 1 | 1 | 1 | 1 | 1 | 1 | | | 1 | 1 | | | | | | | | |
| 100 | 160714 | Distributeur complet Kompletter kommandosteuerventil Distribuidor completo Distributore completo | - Complete valve bank - | 1 | 1 | 1 | 1 | 1 | 1 | 1 | 1 | 1 | | | 1 | 1 | | | | | | | | |

Catalogue : 647010

1

HYDRAULIQUE (Détails)
 HYDRAULIK (Einzelteile)
 HIDRAULICO (Detalles)
 HYDRAULIC (Details)
 IDRAULICO (Dettaglio)

Qté-Menge-Cant-Qty-Q.ta

10 EA

55

M

1- M 26-2 S3 E2/E3 11- MC 70 PS S3 E2/E3
 2- M 30-2 S3 E2/E3 12- M-X 30-4 S3-E3
 3- M 26-4 S3 E2/E3 13- M-X 50-4 S3-E3
 4- M 30-4 S3 E2/E3 14- M-X 70-2 S3-E3
 5- M 40-4 S3 E2/E3 15-
 6- M 50-4 S3 E2/E3 16-
 7- MC 30 S3 E2/E3 17-
 8- MC 40 PS S3 E2/E3 18-
 9- MC 50 PS S3 E2/E3 19-
 10- MC 60 PS S3 E2/E3 20-

| Rep Hinw Fig Item Rif | Numéro Teil-Nr Numero Part-Nr Part-Nr | Désignation Bezeichnung Descripcion Description Descrizione | | | | | | | | | | | | | | | | | | | | |
|-----------------------------------|---|--|---|---|---|---|---|---|---|---|---|----|----|----|----|----|----|----|----|----|----|----|
| | | | 1 | 2 | 3 | 4 | 5 | 6 | 7 | 8 | 9 | 10 | 11 | 12 | 13 | 14 | 15 | 16 | 17 | 18 | 19 | 20 |
| 1 | 23606 | Vis H,M 4- 6 Tornillo Vite | - Schraube - Screw - | 7 | 7 | 7 | 7 | | | | | | | | | | | | | | | |
| 2 | 23607 | Tambour Tambor Tamburo | - Trommel - Drum - | 1 | 1 | 1 | 1 | | | | | | | | | | | | | | | |
| 3 | 23609 | Chapeau Tapadera Capello | - Deckel - Cap - | 1 | 1 | 1 | 1 | | | | | | | | | | | | | | | |
| 4 | 23612 | Raccord tournant Racor vuelta Raccordo | - Verschraubung - Connection - | 1 | 1 | 1 | 1 | | | | | | | | | | | | | | | |
| 5 | 25713 | Vis H,M 6- 16-8.8-ZN5/C Tornillo Vite | - Schraube - Screw - | 1 | 1 | 1 | 1 | | | | | | | | | | | | | | | |
| 5 | 58526 | Vis H,M 6- 40-8.8-ZN5/C Tornillo Vite | - Schraube - Screw - | 2 | 2 | 2 | 2 | | | | | | | | | | | | | | | |
| 6 | 23615 | Rondelle Arandela Rondella | - Unterlegscheibe - Washer - | 3 | 3 | 3 | 3 | | | | | | | | | | | | | | | |
| 7 | 23616 | Bouchon Tapón Tappo | - Stopfen - Plug - | 2 | 2 | 2 | 2 | | | | | | | | | | | | | | | |
| 8 | 23356 | Raccord Racor Raccordo | - Verschraubung - Connection - | 2 | 2 | 2 | 2 | | | | | | | | | | | | | | | |
| 9 | 23361 | Ensemble flexible Conjunto flexible Insieme flessibile | - Schlauch blattfeder - Hose assy - | 1 | 1 | 1 | 1 | | | | | | | | | | | | | | | |
| 10 | 23619 | Flasque et goujon assemblés Placa y espárrago ensamblado Flangia y prigioniero | - Flansch und stift versammlun - Flange and stud assembly - | 1 | 1 | 1 | 1 | | | | | | | | | | | | | | | |

+

Catalogue : 647010

2

HYDRAULIQUE (Détails)
 HYDRAULIK (Einzelteile)
 HIDRAULICO (Detalles)
 HYDRAULIC (Details)
 IDRAULICO (Dettaglio)

Qté-Menge-Cant-Qty-Q.ta

10 EA

55

M

1- M 26-2 S3 E2/E3 11- MC 70 PS S3 E2/E3
 2- M 30-2 S3 E2/E3 12- M-X 30-4 S3-E3
 3- M 26-4 S3 E2/E3 13- M-X 50-4 S3-E3
 4- M 30-4 S3 E2/E3 14- M-X 70-2 S3-E3
 5- M 40-4 S3 E2/E3 15-
 6- M 50-4 S3 E2/E3 16-
 7- MC 30 S3 E2/E3 17-
 8- MC 40 PS S3 E2/E3 18-
 9- MC 50 PS S3 E2/E3 19-
 10- MC 60 PS S3 E2/E3 20-

| Rep Hinw Fig Item Rif | Numéro Teil-Nr Numero Part-Nr Part-Nr | Désignation Bezeichnung Descripcion Description Descrizione | | | | | | | | | | | | | | | | | | | | |
|-----------------------------------|---|---|---|---|---|---|---|---|---|---|---|----|----|----|----|----|----|----|----|----|----|----|
| | | | 1 | 2 | 3 | 4 | 5 | 6 | 7 | 8 | 9 | 10 | 11 | 12 | 13 | 14 | 15 | 16 | 17 | 18 | 19 | 20 |
| 11 | 23621 | Manchon Manguito Manicotto - Muffe - Coupling - | 1 | 1 | 1 | 1 | | | | 1 | | | | | | | | 1 | | | | |
| 12 | 23622 | Vis d'arrêt Tornillo de retención Vite d'arresto - Klemmschraube - Dog point screw - | 1 | 1 | 1 | 1 | | | | 1 | | | | | | | | 1 | | | | |
| 13 | 23610 | Circlips Aro retén Anello elastico - Sicherungsring - Circlip - | 1 | 1 | 1 | 1 | | | | 1 | | | | | | | | 1 | | | | |
| 14 | 23611 | Joint torique Junta tórica Anello OR - "O" ring - "O" ring - | 1 | 1 | 1 | 1 | | | | 1 | | | | | | | | 1 | | | | |
| 15 | 23623 | Plateau Placa Piatto - Platte - Plate - | 1 | 1 | 1 | 1 | | | | 1 | | | | | | | | 1 | | | | |
| 16 | 23629 | Ressort à lames Resorte de láminas Molla a lama - Blattfeder - Plates spring - | 1 | 1 | 1 | 1 | | | | 1 | | | | | | | | 1 | | | | |
| 17 | 23630 | Carter Cárter Carter - Gehäuse - Housing - | 1 | 1 | 1 | 1 | | | | 1 | | | | | | | | 1 | | | | |
| 18 | 23632 | Axe Eje Perno - Bolzen - Pin - | 1 | 1 | 1 | 1 | | | | 1 | | | | | | | | 1 | | | | |
| 19 | 29469 | Rondelle M 6 ZN Arandela Rondella - Unterlegscheibe - Washer - | 8 | 8 | 8 | 8 | | | | 8 | | | | | | | | 8 | | | | |
| 20 | 23634 | Ecrou Tuerca Dado - Mutter - Nut - | 8 | 8 | 8 | 8 | | | | 8 | | | | | | | | 8 | | | | |
| 21 | 23635 | Arbre Arbol Albero - Welle - Shaft - | 1 | 1 | 1 | 1 | | | | 1 | | | | | | | | 1 | | | | |

+

Catalogue : 647010

3

HYDRAULIQUE (Détails)
 HYDRAULIK (Einzelteile)
 HIDRAULICO (Detalles)
 HYDRAULIC (Details)
 IDRAULICO (Dettaglio)

Qté-Menge-Cant-Qty-Q.ta

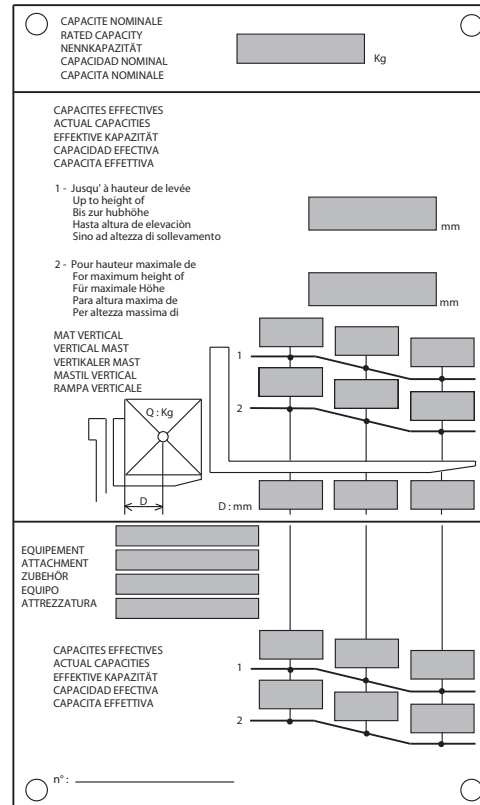
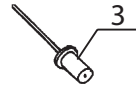
10 EA

55

M

1- M 26-2 S3 E2/E3 11- MC 70 PS S3 E2/E3
 2- M 30-2 S3 E2/E3 12- M-X 30-4 S3-E3
 3- M 26-4 S3 E2/E3 13- M-X 50-4 S3-E3
 4- M 30-4 S3 E2/E3 14- M-X 70-2 S3-E3
 5- M 40-4 S3 E2/E3 15-
 6- M 50-4 S3 E2/E3 16-
 7- MC 30 S3 E2/E3 17-
 8- MC 40 PS S3 E2/E3 18-
 9- MC 50 PS S3 E2/E3 19-
 10- MC 60 PS S3 E2/E3 20-

| Rep Hinw Fig Item Rif | Numéro Teil-Nr Numero Part-Nr Part-Nr | Désignation Bezeichnung Descripcion Description Descrizione | 1 | 2 | 3 | 4 | 5 | 6 | 7 | 8 | 9 | 10 | 11 | 12 | 13 | 14 | 15 | 16 | 17 | 18 | 19 | 20 | |
|-----------------------------------|---|---|---|---|---|---|---|---|---|---|---|----|----|----|----|----|----|----|----|----|----|----|--|
| 22 | 23636 | Bouchon - Stopfen Tapón - Plug Tappo - | 2 | 2 | 2 | 2 | | | 2 | | | | | 2 | | | | | | | | | |
| 23 | 23637 | Support - Träger Soporte - Bracket Supporto - | 1 | 1 | 1 | 1 | | | 1 | | | | | 1 | | | | | | | | | |
| 24 | 23638 | Vis - Schraube Tornillo - Screw Vite - | 4 | 4 | 4 | 4 | | | 4 | | | | | 4 | | | | | | | | | |
| 25 | 23625 | Ensemble - Ressort à lame + carter (pour enrouleur droit) Blattfeder - Gehäuse - doppelt (für recht spulerin) Conjunto - Resorte de láminas + cárter (para enrollador der Plate spring + Housing - assy (for R.H. hose reel) Insième - Molla a lama + carter (per arrottolatore destro) | 1 | 1 | 1 | 1 | | | 1 | | | | | 1 | | | | | | | | | |
| 26 | 23359 | Pochette de joints - Dichtungssatz Juego de juntas - Seal kit Serie guarnizióne - | 1 | 1 | 1 | 1 | | | 1 | | | | | 1 | | | | | | | | | |
| 27 | 473189 | Ensemble - Ressort à lame + carter Blattfeder - Gehäuse - doppelt Conjunto - Resorte de láminas + cárter Plate spring + Housing - assy Insième - Molla a lama + carter | 1 | 1 | 1 | 1 | | | 1 | | | | | 1 | | | | | | | | | |
| 100 | 160712 | Enrouleur complet droit - Kompletter recht spulerin Enrollador derecho completo - Complete R.H. hose reel Arrottolatore completo destro - | 1 | 1 | 1 | 1 | | | 1 | | | | | 1 | | | | | | | | | |
| 101 | 160713 | Enrouleur complet - Kompletter spulerin Enrollador completo - Complete hose reel Arrottolatore completo - | 1 | 1 | 1 | 1 | | | 1 | | | | | 1 | | | | | | | | | |



1 M26-2 / M26-4

2 MC30

4 M30-2 / M30-4

Catalogue : 647010

1

ABAQUE DE CHARGE
 BELASTUNG TABELLE
 ABACO DE CARGA
 LOAD CHART
 DIAGRAMMA DI CARICO

Qté-Menge-Cant-Qty-Q.ta

12 AA

113

M

- | | |
|-----------------------|-----------------------|
| 1- M 26-2 S3 E2/E3 | 11- MC 70 PS S3 E2/E3 |
| 2- M 30-2 S3 E2/E3 | 12- M-X 30-4 S3-E3 |
| 3- M 26-4 S3 E2/E3 | 13- M-X 50-4 S3-E3 |
| 4- M 30-4 S3 E2/E3 | 14- M-X 70-2 S3-E3 |
| 5- M 40-4 S3 E2/E3 | 15- |
| 6- M 50-4 S3 E2/E3 | 16- |
| 7- MC 30 S3 E2/E3 | 17- |
| 8- MC 40 PS S3 E2/E3 | 18- |
| 9- MC 50 PS S3 E2/E3 | 19- |
| 10- MC 60 PS S3 E2/E3 | 20- |

| Rep Hinw Fig Item Rif | Numéro Teil-Nr Numero Part-Nr Part-Nr | Désignation Bezeichnung Descripcion Description Descrizione |
|-----------------------------------|---|---|
| 1 | 182561 | Abaque CM 26/50 1M45/4M55 - Belastung tabelle Abaco de carga - Load chart Diagramma di carico - |
| 2 | 182562 | Abaque CM 30/50 1M45/4M55 - Belastung tabelle Abaco de carga - Load chart Diagramma di carico - |
| 3 | 163658 | Rivet Ø 3,2 x 8 - Niete Remache - Rivet Rivetto - |
| 4 | 239173 | Abaque M TDL /30/4M55 M - Belastung tabelle Abaco - Load chart Diagramma - |

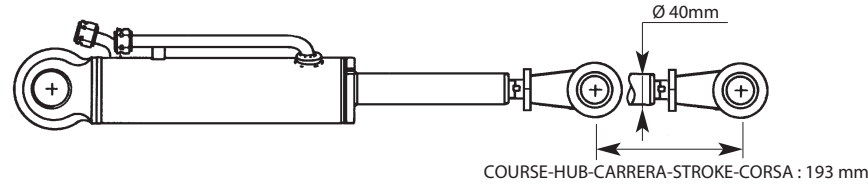
| 1 | 2 | 3 | 4 | 5 | 6 | 7 | 8 | 9 | 10 | 11 | 12 | 13 | 14 | 15 | 16 | 17 | 18 | 19 | 20 |
|---|---|---|---|---|---|---|---|---|----|----|----|----|----|----|----|----|----|----|----|
| 1 | | 1 | | | | | | | | | | | | | | | | | |
| | | | | | | 1 | | | | | | | | | | | | | |
| 4 | 4 | 4 | 4 | | | 4 | | | | | 4 | | | | | | | | |
| | | 1 | 1 | | | | | | | | 1 | | | | | | | | |

INCLINAISON MAT TRIPLE
DREIFACH HUBMAST NEIGUNG
INCLINACION MASTIL TRIPLE
TRIPLE MAST TILTING
INCLINAZIONE RAMPA TRIPLEX

10 CD 41

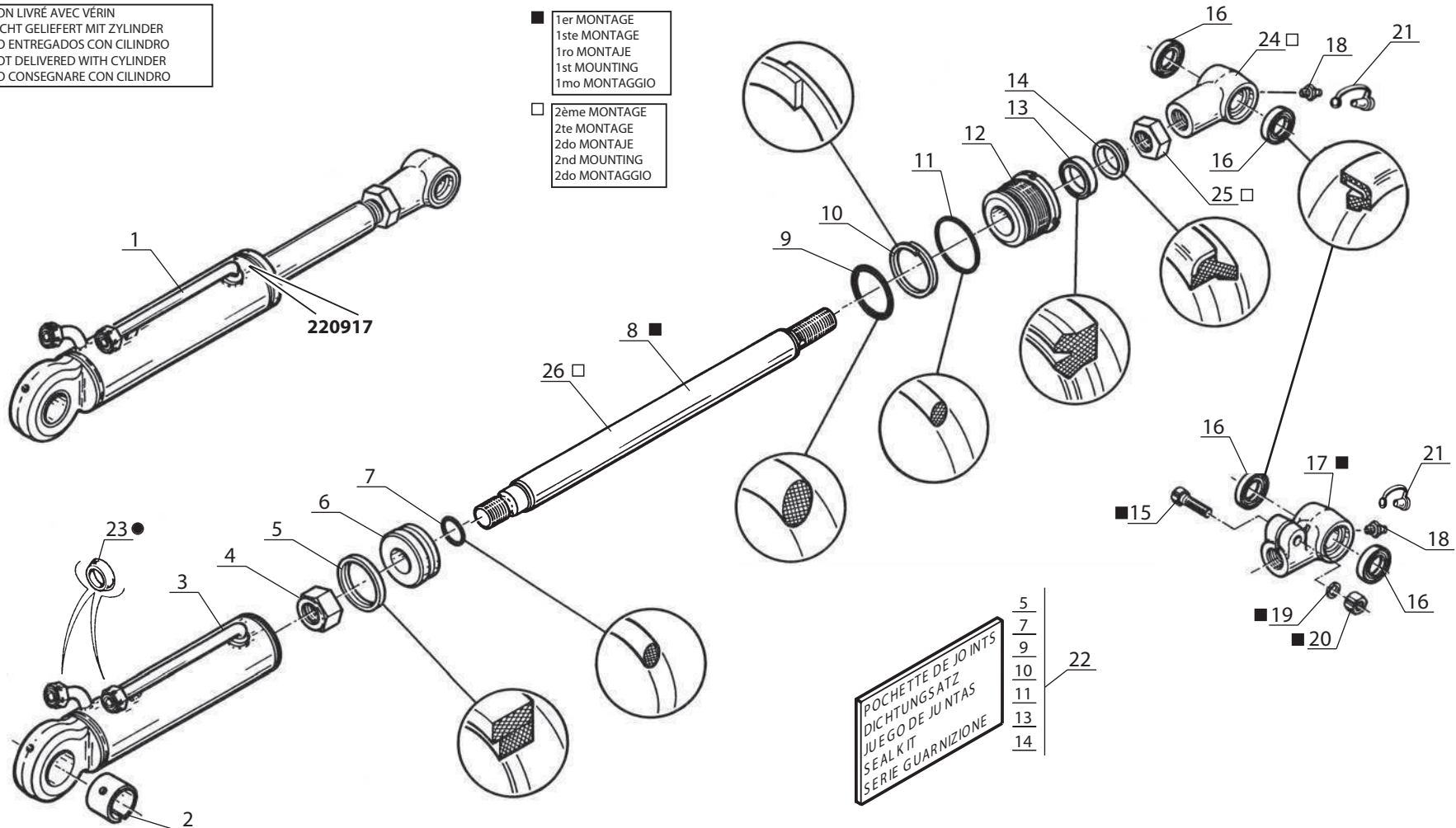
HYDRAULIQUE (Vérin d'inclinaison) (Inclinaison standard 6°/12°)
 HYDRAULIK (Neigungszylinder) (Standard neigung 6°/12°)
 HIDRAULICO (Cilindro de inclinación) (Inclinación estandard 6°/12°)
 HYDRAULIC (Tilting cylinder) (Standard tilting 6°/12°)
 IDRAULICO (Cilindro di inclinazione) (Inclinazione standard 6°/12°)

M 26-2 S.3 / M 30-2 S.3
 M 26-4 S.3 / M 30-4 S.3
 M-X 30-4 S.3



● NON LIVRÉ AVEC VÉRIN
 NICHT GELIEFERT MIT ZYLINDER
 NO ENTREGADOS CON CILINDRO
 NOT DELIVERED WITH CYLINDER
 NO CONSEGNARE CON CILINDRO

- 1er MONTAGE
 1ste MONTAGE
 1ro MONTAJE
 1st MOUNTING
 1mo MONTAGGIO
- 2ème MONTAGE
 2te MONTAGE
 2do MONTAJE
 2nd MOUNTING
 2do MONTAGGIO



POCHETTE DE JOINTS
 DICHTUNGSATZ
 JUEGO DE JUNTAS
 SEAL KIT
 SERIE GUARNIZIONE

- 5
- 7
- 9
- 10
- 11
- 13
- 14

Catalogue : 647010

| 1 | HYDRAULIQUE (Vérin d'inclinaison) (Standard 6°/12°) HYDRAULIK (Neigungszylinder) (Standard 6°/12°) HIDRAULICO (Cilindro de inclinación) (Estandard 6°/12°) HYDRAULIC (Tilting cylinder) (Standard 6°/12°) IDRAULICO (Cilindro inclinazione) (standard 6°/12°) | | | Qté-Menge-Cant-Qty-Q.ta | | | | | | | | | | 10 CD | | 41 | | M | | | | | |
|----|---|--|---|-------------------------|---|---|---|---|---|---|---|---|----|-------|----|----|----|----|----|----|----|----|----|
| | Rep Hinw Fig Item Rif | Número Teil-Nr Numero Part-Nr Part-Nr | Désignation Bezeichnung Description Description | 1 | 2 | 3 | 4 | 5 | 6 | 7 | 8 | 9 | 10 | 11 | 12 | 13 | 14 | 15 | 16 | 17 | 18 | 19 | 20 |
| 1 | 220917 | Vérin inclinai. D:40mm C:194mm- Cilindro de inclinación - Cilindro di inclinazione - | Neigungszylinder - Tilting cylinder - | 2 | 2 | 2 | 2 | | | | | | | | 2 | | | | | | | | |
| 2 | 181246 | Bague Anillo Anello | - Büchse - Bushing - | 1 | 1 | 1 | 1 | | | | | | | | 1 | | | | | | | | |
| 3 | 562138 | Corps de vérin Cuerpo de cilindro Corpo di cilindro | - Zylinder körper - Cylinder body - | 1 | 1 | 1 | 1 | | | | | | | | 1 | | | | | | | | |
| 4 | 165292 | Ecrou FR, M30-200 Tuerca Dado | - Mutter - Nut - | 1 | 1 | 1 | 1 | | | | | | | | 1 | | | | | | | | |
| 5 | 548126 | Joint d'étanchéité Junta de estanqueidad Guarnizione | - Dichtungsring - Seal - | 1 | 1 | 1 | 1 | | | | | | | | 1 | | | | | | | | |
| 6 | 549246 | Piston de vérin Pistón de cilindro Pistone del cilindro | - Zylinderkolben - Cylinder piston - | 1 | 1 | 1 | 1 | | | | | | | | 1 | | | | | | | | |
| 7 | 172830 | Joint torique Junta tórica Anello OR | - "0" ring - "0" ring - | 1 | 1 | 1 | 1 | | | | | | | | 1 | | | | | | | | |
| 8 | 603308 | Tige de vérin Vástago de cilindro Stelo del cilindro | - Zylinder stange - Cylinder rod - | 1 | 1 | 1 | 1 | | | | | | | | 1 | | | | | | | | |
| 9 | 4040 | Joint torique Junta tórica Anello OR | - "0" ring - "0" ring - | 1 | 1 | 1 | 1 | | | | | | | | 1 | | | | | | | | |
| 10 | 182268 | Joint anti-extrusion Junta antiextrusión Guarnizione anti estrusione | - Abstützdichtung - Anti-extrusion seal - | 1 | 1 | 1 | 1 | | | | | | | | 1 | | | | | | | | |
| 11 | 161783 | Joint torique Junta tórica Anello OR | - "0" ring - "0" ring - | 1 | 1 | 1 | 1 | | | | | | | | 1 | | | | | | | | |

+

2

Catalogue : 647010

HYDRAULIQUE (Vérin d'inclinaison) (Standard 6°/12°)
 HYDRAULIK (Neigungszylinder) (Standard 6°/12°)
 HIDRAULICO (Cilindro de inclinación) (Estandar 6°/12°)
 HYDRAULIC (Tilting cylinder) (Standard 6°/12°)
 IDRAULICO (Cilindro inclinazione) (standard 6°/12°)

Qté-Menge-Cant-Qty-Q.ta

10 CD

41

M

1- M 26-2 S3 E2/E3 11- MC 70 PS S3 E2/E3
 2- M 30-2 S3 E2/E3 12- M-X 30-4 S3-E3
 3- M 26-4 S3 E2/E3 13- M-X 50-4 S3-E3
 4- M 30-4 S3 E2/E3 14- M-X 70-2 S3-E3
 5- M 40-4 S3 E2/E3 15-
 6- M 50-4 S3 E2/E3 16-
 7- MC 30 S3 E2/E3 17-
 8- MC 40 PS S3 E2/E3 18-
 9- MC 50 PS S3 E2/E3 19-
 10- MC 60 PS S3 E2/E3 20-

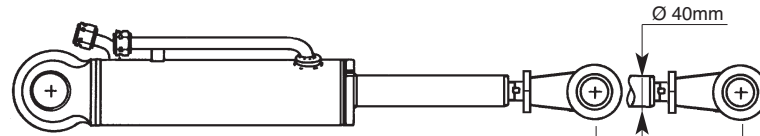
| Rep Hinw Fig Item Rif | Número Teil-Nr Numero Part-Nr Part-Nr | Désignation Bezeichnung Descripcion Description Descrizione | 1 | 2 | 3 | 4 | 5 | 6 | 7 | 8 | 9 | 10 | 11 | 12 | 13 | 14 | 15 | 16 | 17 | 18 | 19 | 20 | |
|-----------------------------------|---|---|---|---|---|---|---|---|---|---|---|----|----|----|----|----|----|----|----|----|----|----|--|
| 12 | 549245 | Bague de fermeture Anillo de cierre Anello di chiusura - Schlussring - Fastening ring - | 1 | 1 | 1 | 1 | | | | | | | | 1 | | | | | | | | | |
| 13 | 5316 | Joint d'étanchéité Junta de estanqueidad Guarnizione - Dichtungsring - Seal - | 1 | 1 | 1 | 1 | | | | | | | | 1 | | | | | | | | | |
| 14 | 1878 | Joint d'étanchéité Junta de estanqueidad Guarnizione - Dichtungsring - Seal - | 1 | 1 | 1 | 1 | | | | | | | | 1 | | | | | | | | | |
| 15 | 58558 | Vis H,M14- 60-8.8-ZN8/C Tornillo Vite - Schraube - Screw - | 1 | 1 | 1 | 1 | | | | | | | | 1 | | | | | | | | | |
| 16 | 561269 | Joint d'étanchéité Junta de estanqueidad Guarnizione - Dichtungsring - Seal - | 2 | 2 | 2 | 2 | | | | | | | | 2 | | | | | | | | | |
| 17 | 561268 | Embout de vérin d'inclinaison Cabo de cilindro de inclinación Tilt ram end tube Ghiera di cilindro inclinazione - Gabelkopf der neigezylinder | 1 | 1 | 1 | 1 | | | | | | | | 1 | | | | | | | | | |
| 18 | 269 | Graisseur Engrasador Ingrassatore - Schmiernippel - Greaser - | 1 | 1 | 1 | 1 | | | | | | | | 1 | | | | | | | | | |
| 19 | 42256 | Rondelle W14 ZN Arandela Rondella - Unterlegscheibe - Washer - | 1 | 1 | 1 | 1 | | | | | | | | 1 | | | | | | | | | |
| 20 | 42324 | Ecrou H ,M14 zingué Tuerca Dado - Mutter - Nut - | 1 | 1 | 1 | 1 | | | | | | | | 1 | | | | | | | | | |
| 21 | 192777 | Capuchon Capuchón Cappuccio - Kappe - Cap - | 1 | 1 | 1 | 1 | | | | | | | | 1 | | | | | | | | | |
| 22 | 548000 | Pochette de joints Juego de juntas Kit guarnizione - Dichtungsatz - Seal kit - | 1 | 1 | 1 | 1 | | | | | | | | 1 | | | | | | | | | |

+

10 CD 42

HYDRAULIQUE (Vérin d'inclinaison) (Inclinaison standard 6°/10°)
 HYDRAULIK (Neigungszylinder) (Standard neigung 6°/10°)
 HIDRAULICO (Cilindro de inclinación) (Inclinación estandar 6°/10°)
 HYDRAULIC (Tilting cylinder) (Standard tilting 6°/10°)
 IDRAULICO (Cilindro di inclinazione) (Inclinazione standard 6°/10°)

MC 30 S.3

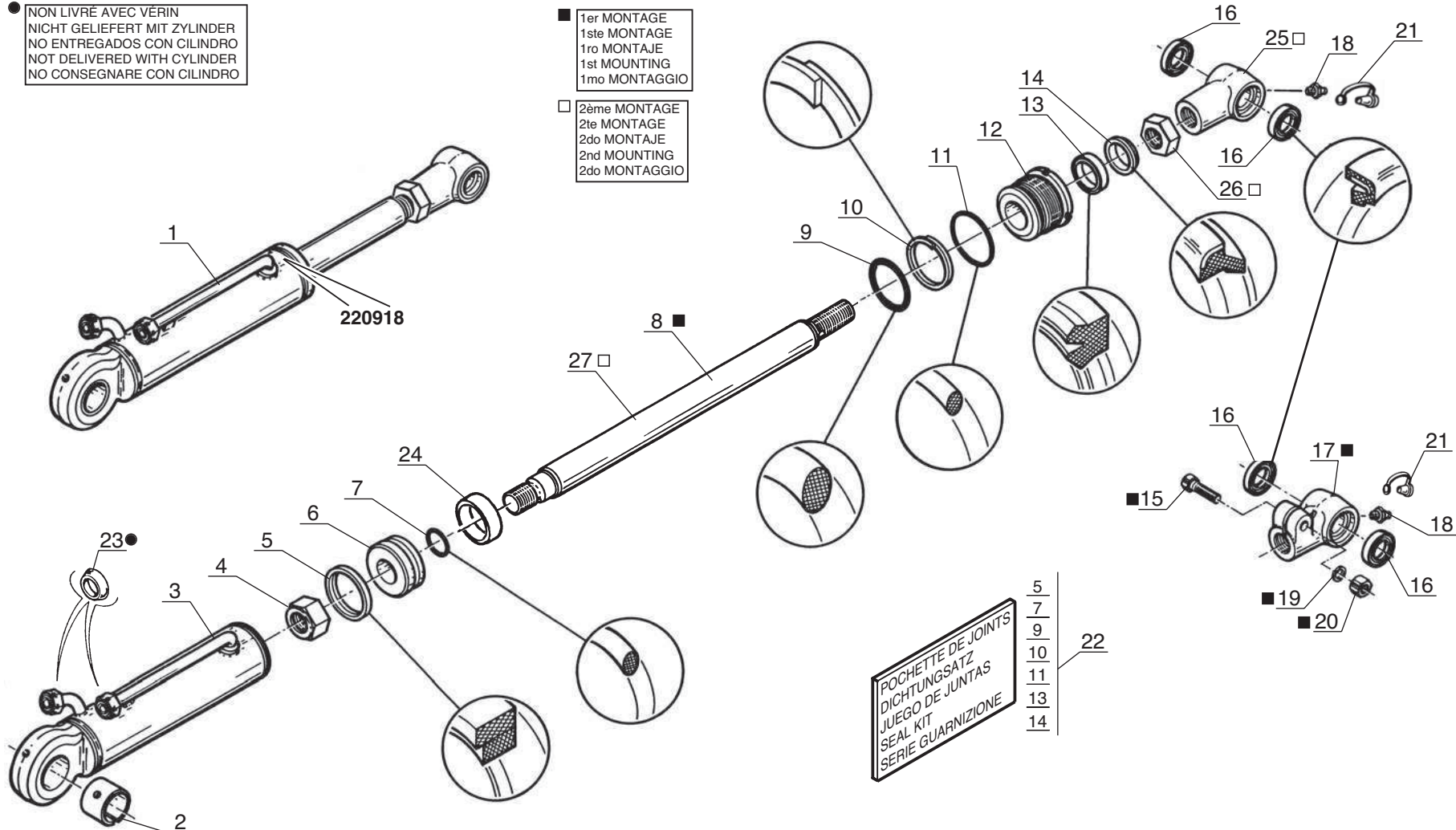


COURSE-HUB-CARRERA-STROKE-CORSA: 174 mm

● NON LIVRÉ AVEC VÉRIN
 NICHT GELIEFERT MIT ZYLINDER
 NO ENTREGADOS CON CILINDRO
 NOT DELIVERED WITH CYLINDER
 NO CONSEGNARE CON CILINDRO

■ 1er MONTAGE
 1ste MONTAGE
 1ro MONTAJE
 1st MOUNTING
 1mo MONTAGGIO

□ 2ème MONTAGE
 2te MONTAGE
 2do MONTAJE
 2nd MOUNTING
 2do MONTAGGIO



POCHETTE DE JOINTS
 DICHTUNGSATZ
 JUEGO DE JUNTAS
 SEAL KIT
 SERIE GUARNIZIONE

- 5
- 7
- 9
- 10
- 11
- 13
- 14

Catalogue : 647010

1

HYDRAULIQUE (Vérin d'inclinaison) (Standard 6°/10°)
 HYDRAULIK (Neigungszylinder) (Standard 6°/10°)
 HIDRAULICO (Cilindro de inclinación) (Estandard 6°/10°)
 HYDRAULIC (Tilting cylinder) (Standard 6°/10°)
 IDRAULICO (Cilindro inclinazione) (standard 6°/10°)

Qté-Menge-Cant-Qty-Q.ta

10 CD

42

M

| | |
|-----------------------|-----------------------|
| 1- M 26-2 S3 E2/E3 | 11- MC 70 PS S3 E2/E3 |
| 2- M 30-2 S3 E2/E3 | 12- M-X 30-4 S3-E3 |
| 3- M 26-4 S3 E2/E3 | 13- M-X 50-4 S3-E3 |
| 4- M 30-4 S3 E2/E3 | 14- M-X 70-2 S3-E3 |
| 5- M 40-4 S3 E2/E3 | 15- |
| 6- M 50-4 S3 E2/E3 | 16- |
| 7- MC 30 S3 E2/E3 | 17- |
| 8- MC 40 PS S3 E2/E3 | 18- |
| 9- MC 50 PS S3 E2/E3 | 19- |
| 10- MC 60 PS S3 E2/E3 | 20- |

| Rep Hinw Fig Item Rif | Número Teil-Nr Numero Part-Nr Part-Nr | Désignation Bezeichnung Descripcion Description Descrizione |
|-----------------------------------|---|--|
| 1 | 220918 | Vérin inclinai. D:40mm C:174mm- Neigungszylinder Cilindro de inclinación - Tilting cylinder Cilindro di inclinazione - |
| 2 | 181246 | Bague - Büchse Anillo - Bushing Anello - |
| 3 | 562138 | Corps de vérin - Zylinder körper Cuerpo de cilindro - Cylinder body Corpo di cilindro - |
| 4 | 165292 | Ecrou FR, M30-200 - Mutter Tuerca - Nut Dado - |
| 5 | 548126 | Joint d'étanchéité - Dichtungsring Junta de estanqueidad - Seal Guarnizione - |
| 6 | 549246 | Piston de vérin - Zylinderkolben Pistón de cilindro - Cylinder piston Pistone del cilindro - |
| 7 | 172830 | Joint torique - "O" ring Junta tórica - "O" ring Anello OR - |
| 8 | 603308 | Tige de vérin - Zylinder stange Vástago de cilindro - Cylinder rod Stelo del cilindro - |
| 9 | 4040 | Joint torique - "O" ring Junta tórica - "O" ring Anello OR - |
| 10 | 182268 | Joint anti-extrusion - Abstützdichtung Junta antiextrusión - Anti-extrusion seal Guarnizione anti estrusione - |
| 11 | 161783 | Joint torique - "O" ring Junta tórica - "O" ring Anello OR - |

| 1 | 2 | 3 | 4 | 5 | 6 | 7 | 8 | 9 | 10 | 11 | 12 | 13 | 14 | 15 | 16 | 17 | 18 | 19 | 20 | |
|---|---|---|---|---|---|---|---|---|----|----|----|----|----|----|----|----|----|----|----|--|
| | | | | | | 2 | | | | | | | | | | | | | | |
| | | | | | | 1 | | | | | | | | | | | | | | |
| | | | | | | 1 | | | | | | | | | | | | | | |
| | | | | | | 1 | | | | | | | | | | | | | | |
| | | | | | | 1 | | | | | | | | | | | | | | |
| | | | | | | 1 | | | | | | | | | | | | | | |
| | | | | | | 1 | | | | | | | | | | | | | | |
| | | | | | | 1 | | | | | | | | | | | | | | |
| | | | | | | 1 | | | | | | | | | | | | | | |
| | | | | | | 1 | | | | | | | | | | | | | | |

+

Catalogue : 647010

3

HYDRAULIQUE (Vérin d'inclinaison) (Standard 6°/10°)
 HYDRAULIK (Neigungszylinder) (Standard 6°/10°)
 HIDRAULICO (Cilindro de inclinación) (Estandard 6°/10°)
 HYDRAULIC (Tilting cylinder) (Standard 6°/10°)
 IDRAULICO (Cilindro inclinazione) (standard 6°/10°)

Qté-Menge-Cant-Qty-Q.ta

10 CD

42

M

- | | |
|-----------------------|-----------------------|
| 1- M 26-2 S3 E2/E3 | 11- MC 70 PS S3 E2/E3 |
| 2- M 30-2 S3 E2/E3 | 12- M-X 30-4 S3-E3 |
| 3- M 26-4 S3 E2/E3 | 13- M-X 50-4 S3-E3 |
| 4- M 30-4 S3 E2/E3 | 14- M-X 70-2 S3-E3 |
| 5- M 40-4 S3 E2/E3 | 15- |
| 6- M 50-4 S3 E2/E3 | 16- |
| 7- MC 30 S3 E2/E3 | 17- |
| 8- MC 40 PS S3 E2/E3 | 18- |
| 9- MC 50 PS S3 E2/E3 | 19- |
| 10- MC 60 PS S3 E2/E3 | 20- |

| Rep Hinw Fig Item Rif | Número Teil-Nr Numero Part-Nr Part-Nr | Désignation Bezeichnung Descripcion Description Descrizione |
|-----------------------------------|---|--|
| 23 | 169437 | Joint d'étanchéité Junta de estanqueidad Guarnizione - Dichtungsring - Seal - |
| 24 | 562141 | Entretoise Separador Distanziale - Querstrebe - Spacer - |
| 25 | 588726 | Embout de vérin Cabo de cilindro Ghiera di cilindro - Zylinderkopf - Ram end tube - |
| 26 | 588727 | Ecrou Tuerca Dado - Mutter - Nut - |
| 27 | 562140 | Tige de vérin Vástago de cilindro Stelo del cilindro - Zylinder stange - Cylinder rod - |

| 1 | 2 | 3 | 4 | 5 | 6 | 7 | 8 | 9 | 10 | 11 | 12 | 13 | 14 | 15 | 16 | 17 | 18 | 19 | 20 | |
|---|---|---|---|---|---|---|---|---|----|----|----|----|----|----|----|----|----|----|----|--|
| | | | | | | 2 | | | | | | | | | | | | | | |
| | | | | | | 1 | | | | | | | | | | | | | | |
| | | | | | | 1 | | | | | | | | | | | | | | |
| | | | | | | 1 | | | | | | | | | | | | | | |
| | | | | | | 1 | | | | | | | | | | | | | | |

**MAT TRIPLE A LEVEE LIBRE TOTALE
DREIFACH HUBMAST TOTAL FREIANSTEIG
MASTIL TRIPLE A LEVANTAMIENTO LIBRE TOTAL
TRIPLE MAST TOTAL FREE LIFT
RAMPA TRIPLEX A LEVATA LIBERA TOTALE**

(A glissière - Mit gleitbahn - Con guía - With slide face)

5,40m

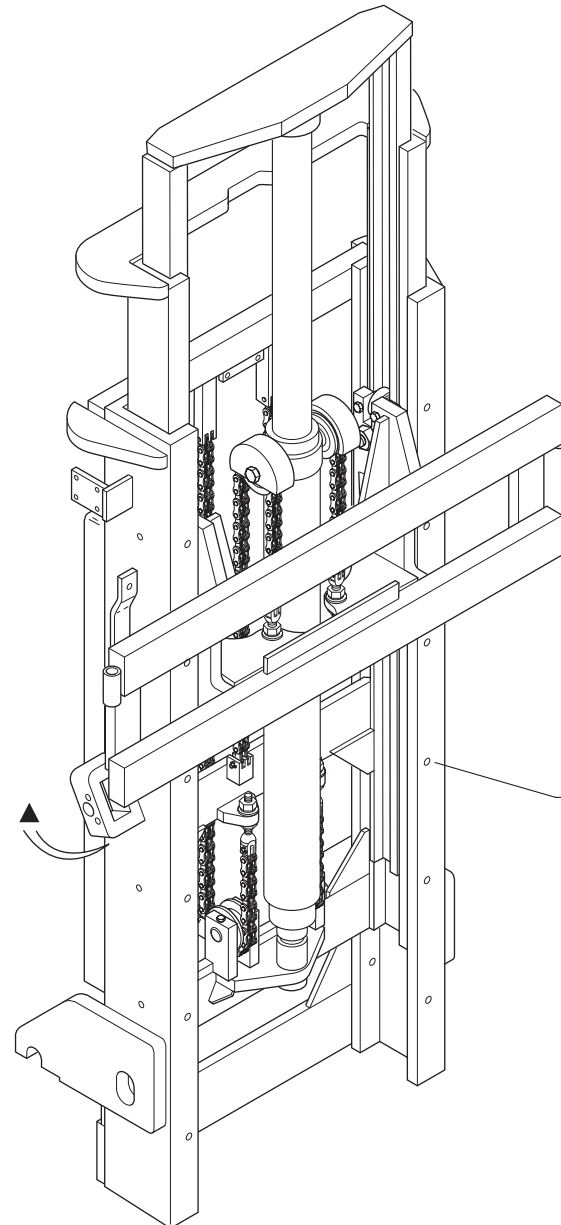
Ref : 570 303 | M26-2 S3 / M26-4 S3

MAT TRIPLE A LEVEE LIBRE TOTALE (Hauteur de levée : 5,40m)
DREIFACH HUBMAST TOTAL FREIANSTEIG (Hubhöhe : 5,40m)
MASTIL TRIPLE A LEVANTAMIENTO LIBRE TOTALE (Altura de levantamiento : 5,40m)
TRIPLE MAST TOTAL FREE LIFT (Lift height : 5,40m)
RAMPA TRIPLEX A LE VATA LIBERA TOTALE (Altezza di sollevamento : 5,40m)
(Inclinaison standard - Standard neigung - Inclinación estandard - Standard tilting - Inclinazione standard : 6°/12°)

5 AB 43

M 26-2 S.3 / M 26-4 S.3

▲ N° DE MAT A SPECIFIER POUR TOUTE COMMANDE DE PIECES
HUBMAST NUMMER ZUGEBEN FÜR ALLE TEILE
N° DE MASTIS A ESPECIFICAR PARA TODAS PEDIDAS DE PIEZAS
MAST NUMBER TO SPECIFY FOR ALL PARTS ORDER
N° CARRELLO DA SPECIFICARE PER TUTTE GU ORDINI DEL PARTICOLARI



1 ▲ 5 AB 33 - 5 AC 11 - 10 AC 51
10 AD 66 - 10 AD 67 - 10 AD 64 - 10 AD 65
10 CA 107 - 10 EA 14 - 10 EA 55 - 12 AA 114

Catalogue : 647010

1

MAT TRIPLE A LEVEE LIBRE TOTALE (5,40 m)
 DREIFACH HUBMAST TOTAL FREIANSTEIG
 MASTIL TRIPLE A LEVANTAMIENTO LIBRE TOTAL
 TRIPLE MAST TOTAL FREE LIFT
 RAMPA TRIPLEX A LEVATA LIBERA TOTALE

Qté-Menge-Cant-Qty-Q.ta

5 AB

43

M

- | | |
|-----------------------|-----------------------|
| 1- M 26-2 S3 E2/E3 | 11- MC 70 PS S3 E2/E3 |
| 2- M 30-2 S3 E2/E3 | 12- M-X 30-4 S3-E3 |
| 3- M 26-4 S3 E2/E3 | 13- M-X 50-4 S3-E3 |
| 4- M 30-4 S3 E2/E3 | 14- M-X 70-2 S3-E3 |
| 5- M 40-4 S3 E2/E3 | 15- |
| 6- M 50-4 S3 E2/E3 | 16- |
| 7- MC 30 S3 E2/E3 | 17- |
| 8- MC 40 PS S3 E2/E3 | 18- |
| 9- MC 50 PS S3 E2/E3 | 19- |
| 10- MC 60 PS S3 E2/E3 | 20- |

| Rep Hinw Fig Item Rif | Numéro Teil-Nr Numero Part-Nr Part-Nr | Désignation Bezeichnung Descripcion Description Descrizione |
|-----------------------------------|---|---|
| 1 | 570303 | Mât triple (5,40 m) Mastil triple Rampa triplex - Dreifach hubmast - Triple mast - |

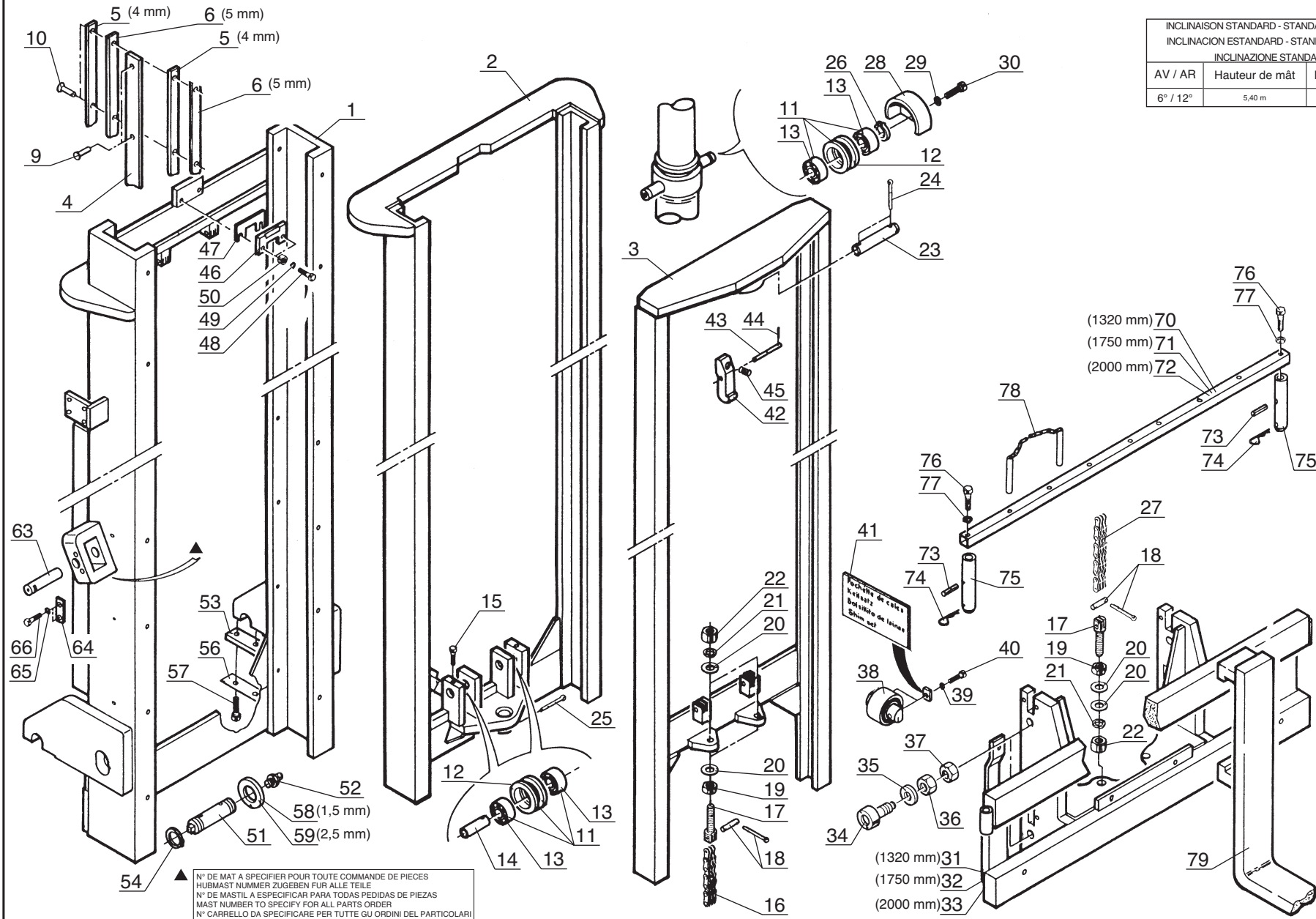
| 1 | 2 | 3 | 4 | 5 | 6 | 7 | 8 | 9 | 10 | 11 | 12 | 13 | 14 | 15 | 16 | 17 | 18 | 19 | 20 | |
|---|---|---|---|---|---|---|---|---|----|----|----|----|----|----|----|----|----|----|----|--|
| 1 | | 1 | | | | | | | | | | | | | | | | | | |

MAT TRIPLE A LEVEE LIBRE TOTALE (Hauteur de levée : 5,40 m)
 DREIFACH HUBMAST TOTAL FREIANSTEIG (Hubhöhe : 5,40 m)
 MASTIL TRIPLE A LEVANTAMIENTO LIBRE TOTALE (Altura de levantamiento : 5,40 m)
 TRIPLE MAST TOTAL FREE LIFT (Lift height : 5,40 m)
 RAMPA TRIPLEX A LEVATA LIBERA TOTALE (Altezza di sollevamento : 5,40 m)

5 AB 33

M 26-2 S.3 / M 26-4 S.3

| INCLINAISON STANDARD - STANDARD NEIGUNG INCLINACION ESTANDAR - STANDARD TILTING INCLINAZIONE STANDARD | | |
|---|----------------|-----------------|
| AV / AR | Hauteur de mât | M 26-2 / M 26-4 |
| 6° / 12° | 5,40 m | 570 303 |



▲ N° DE MAT A SPECIFIER POUR TOUTE COMMANDE DE PIECES
 HUBMAST NUMMER ZUGEBEN FÜR ALLE TEILE
 N° DE MASTIL A ESPECIFICAR PARA TODAS PEDIDAS DE PIEZAS
 MAST NUMBER TO SPECIFY FOR ALL PARTS ORDER
 N° CARRELLI DA SPECIFICARE PER TUTTE GLI ORDINI DEL PARTICOLARI

lockets de cables
 Botellas de cables
 (Shim set)

P.A.O xp

Catalogue : 647010

Qté-Menge-Cant-Qty-Q.ta

5 AB

33

M

1

MAT TRIPLE A LEVEE LIBRE TOTALE (5,40 m)
 DREIFACH HUBMAST TOTAL FREIANSTEIG
 MASTIL TRIPLE A LEVANTAMIENTO LIBRE TOTAL
 TRIPLE MAST TOTAL FREE LIFT
 RAMPA TRIPLEX A LEVATA LIBERA TOTALE

| | |
|-----------------------|-----------------------|
| 1- M 26-2 S3 E2/E3 | 11- MC 70 PS S3 E2/E3 |
| 2- M 30-2 S3 E2/E3 | 12- M-X 30-4 S3-E3 |
| 3- M 26-4 S3 E2/E3 | 13- M-X 50-4 S3-E3 |
| 4- M 30-4 S3 E2/E3 | 14- M-X 70-2 S3-E3 |
| 5- M 40-4 S3 E2/E3 | 15- |
| 6- M 50-4 S3 E2/E3 | 16- |
| 7- MC 30 S3 E2/E3 | 17- |
| 8- MC 40 PS S3 E2/E3 | 18- |
| 9- MC 50 PS S3 E2/E3 | 19- |
| 10- MC 60 PS S3 E2/E3 | 20- |

| Rep Hinw Fig Item Rif | Numéro Teil-Nr Numero Part-Nr Part-Nr | Désignation Bezeichnung Descripcion Description Descrizione | 1 | 2 | 3 | 4 | 5 | 6 | 7 | 8 | 9 | 10 | 11 | 12 | 13 | 14 | 15 | 16 | 17 | 18 | 19 | 20 |
|-----------------------------------|---|--|----|---|----|---|---|---|---|---|---|----|----|----|----|----|----|----|----|----|----|----|
| 1 | 220997 | Montant fixe (5,40 m) - Aussengerüst Montante fijo - Outer channel Montante fisso - | 1 | | 1 | | | | | | | | | | | | | | | | | |
| 2 | 221000 | Montant intermédiaire (5,40 m) - Zwischengerüst Montante intermediario - Intermediate channel Montante intermedio - | 1 | | 1 | | | | | | | | | | | | | | | | | |
| 3 | 221003 | Montant intérieur (5,40 m) - Innengerüst Montante interior - Outer channel Montante interiore - | 1 | | 1 | | | | | | | | | | | | | | | | | |
| 4 | 12313 | Plaque d'usure (ép. 5 mm lg 2235 mm) Verschleissplatte (dicke 5 mm länge 2235 mm) Placa de desgaste (espesor 5 mm long 2235 mm) Friction lining side (thickness 5 mm length 2235 mm) Piastra du usura (ép. 5 mm lunghezza 2235 mm) | 2 | | 2 | | | | | | | | | | | | | | | | | |
| 5 | 26395 | Plaque d'usure (ép. 4 mm lg 2235 mm) Verschleissplatte (dicke 4 mm länge 2235 mm) Placa de desgaste (espesor 4 mm long 2235 mm) Friction lining side (thickness 4 mm length 2235 mm) Piastra du usura (ép. 4 mm lunghezza 2235 mm) | 4 | | 4 | | | | | | | | | | | | | | | | | |
| 6 | 12311 | Plaque d'usure (ép. 5 mm lg 2235 mm) Verschleissplatte (dicke 5 mm länge 2235 mm) Placa de desgaste (espesor 5 mm long 2235 mm) Friction lining side (thickness 5 mm length 2235 mm) Piastra du usura (ép. 5 mm lunghezza 2235 mm) | 4 | | 4 | | | | | | | | | | | | | | | | | |
| 9 | 37000 | Rivet - Niete Remache - Rivet Rivetto - | 16 | | 16 | | | | | | | | | | | | | | | | | |
| 10 | 37002 | Rivet - Niete Remache - Rivet Rivetto - | 32 | | 32 | | | | | | | | | | | | | | | | | |
| 11 | 189201 | Galet de chaîne, complet - Kompletter kettenrolle Rodillo de cadena completo - Complete chain roller Rullo catena, completo - | 4 | | 4 | | | | | | | | | | | | | | | | | |
| 12 | 188823 | Galet de chaîne, nu - Kettenrolle, allein Rodillo de cadena, solo - Chain roller, stripped Rullo catena, nudo - | 4 | | 4 | | | | | | | | | | | | | | | | | |



Catalogue : 647010

2

MAT TRIPLE A LEVEE LIBRE TOTALE (5,40 m)
 DREIFACH HUBMAST TOTAL FREIANSTEIG
 MASTIL TRIPLE A LEVANTAMIENTO LIBRE TOTAL
 TRIPLE MAST TOTAL FREE LIFT
 RAMPA TRIPLEX A LEVATA LIBERA TOTALE

Qté-Menge-Cant-Qty-Q.ta

5 AB

33

M

| | | | | | | | | | | |
|-----|----|------|----|-------|-------|-----|------|-------|----|-------|
| 1- | M | 26-2 | S3 | E2/E3 | 11- | MC | 70 | PS | S3 | E2/E3 |
| 2- | M | 30-2 | S3 | E2/E3 | 12- | M-X | 30-4 | S3-E3 | | |
| 3- | M | 26-4 | S3 | E2/E3 | 13- | M-X | 50-4 | S3-E3 | | |
| 4- | M | 30-4 | S3 | E2/E3 | 14- | M-X | 70-2 | S3-E3 | | |
| 5- | M | 40-4 | S3 | E2/E3 | 15- | | | | | |
| 6- | M | 50-4 | S3 | E2/E3 | 16- | | | | | |
| 7- | MC | 30 | S3 | E2/E3 | 17- | | | | | |
| 8- | MC | 40 | PS | S3 | E2/E3 | 18- | | | | |
| 9- | MC | 50 | PS | S3 | E2/E3 | 19- | | | | |
| 10- | MC | 60 | PS | S3 | E2/E3 | 20- | | | | |

| Rep Hinw Fig Item Rif | Numéro Teil-Nr Numero Part-Nr Part-Nr | Désignation Bezeichnung Descripcion Description Descrizione | 1 | 2 | 3 | 4 | 5 | 6 | 7 | 8 | 9 | 10 | 11 | 12 | 13 | 14 | 15 | 16 | 17 | 18 | 19 | 20 |
|-----------------------------------|---|---|---|---|---|---|---|---|---|---|---|----|----|----|----|----|----|----|----|----|----|----|
| 13 | 2451 | Roulement Rodamiento Cuscinetto - Läger - Bearing - | 8 | | 8 | | | | | | | | | | | | | | | | | |
| 14 | 48817 | Axe de galet Eje de rodillo Perno rullo - Rollenachse - Roller axle - | 2 | | 2 | | | | | | | | | | | | | | | | | |
| 15 | 63544 | Vis H,M10- 30-8.8-ZN8/C Tornillo Vite - Schraube - Screw - | 2 | | 2 | | | | | | | | | | | | | | | | | |
| 16 | 6777 | Chaîne Cadena Catena - Kette - Chain - | 2 | | 2 | | | | | | | | | | | | | | | | | |
| 17 | 161252 | Tendeur de chaîne Tensor de cadena Tenditore catena - Kettenspanner - Chain tightener - | 4 | | 4 | | | | | | | | | | | | | | | | | |
| 18 | 161253 | Axe + 2 goupilles Eje + 2 pasadors Perno + 2 spina - Bolzen + 2 stift - Pin + 2 cotter pin - | 8 | | 8 | | | | | | | | | | | | | | | | | |
| 19 | 18422 | Ecrou Hm, M16 zingué Tuerca Dado - Mutter - Nut - | 4 | | 4 | | | | | | | | | | | | | | | | | |
| 20 | 73978 | Rondelle SP 16,5x 45 x 4 ZN Arandela Rondella - Unterlegscheibe - Washer - | 8 | | 8 | | | | | | | | | | | | | | | | | |
| 21 | 42322 | Rondelle W16 ZN Arandela Rondella - Unterlegscheibe - Washer - | 4 | | 4 | | | | | | | | | | | | | | | | | |
| 22 | 42813 | Ecrou H ,M16 zingué Tuerca Dado - Mutter - Nut - | 4 | | 4 | | | | | | | | | | | | | | | | | |
| 23 | 176176 | Axe Eje Perno - Bolzen - Pin - | 1 | | 1 | | | | | | | | | | | | | | | | | |

+

Catalogue : 647010

3

MAT TRIPLE A LEVEE LIBRE TOTALE (5,40 m)
 DREIFACH HUBMAST TOTAL FREIANSTEIG
 MASTIL TRIPLE A LEVANTAMIENTO LIBRE TOTAL
 TRIPLE MAST TOTAL FREE LIFT
 RAMPA TRIPLEX A LEVATA LIBERA TOTALE

Qté-Menge-Cant-Qty-Q.ta

5 AB

33

M

| | | | | | | | | | | |
|-----|----|------|----|-------|-------|-----|------|-------|----|-------|
| 1- | M | 26-2 | S3 | E2/E3 | 11- | MC | 70 | PS | S3 | E2/E3 |
| 2- | M | 30-2 | S3 | E2/E3 | 12- | M-X | 30-4 | S3-E3 | | |
| 3- | M | 26-4 | S3 | E2/E3 | 13- | M-X | 50-4 | S3-E3 | | |
| 4- | M | 30-4 | S3 | E2/E3 | 14- | M-X | 70-2 | S3-E3 | | |
| 5- | M | 40-4 | S3 | E2/E3 | 15- | | | | | |
| 6- | M | 50-4 | S3 | E2/E3 | 16- | | | | | |
| 7- | MC | 30 | S3 | E2/E3 | 17- | | | | | |
| 8- | MC | 40 | PS | S3 | E2/E3 | 18- | | | | |
| 9- | MC | 50 | PS | S3 | E2/E3 | 19- | | | | |
| 10- | MC | 60 | PS | S3 | E2/E3 | 20- | | | | |

| Rep Hinw Fig Item Rif | Numéro Teil-Nr Numero Part-Nr Part-Nr | Désignation Bezeichnung Descripcion Description Descrizione | 1 | 2 | 3 | 4 | 5 | 6 | 7 | 8 | 9 | 10 | 11 | 12 | 13 | 14 | 15 | 16 | 17 | 18 | 19 | 20 | |
|-----------------------------------|---|---|---|---|---|---|---|---|---|---|---|----|----|----|----|----|----|----|----|----|----|----|--|
| 24 | 35010 | Goupille V 6,3 x 55 zinguée - Stift Pasador - Pin Spina - | 2 | | 2 | | | | | | | | | | | | | | | | | | |
| 25 | 42321 | Goupille V 6,3 x 60 ZN12C - Stift Pasador - Pin Spina - | 1 | | 1 | | | | | | | | | | | | | | | | | | |
| 26 | 20037 | Circlips - Sicherungsring Aro retén - Circlip Anello elastico - | 2 | | 2 | | | | | | | | | | | | | | | | | | |
| 27 | 166996 | Chaîne - Kette Cadena - Chain Catena - | 2 | | 2 | | | | | | | | | | | | | | | | | | |
| 28 | 221007 | Protecteur de chaîne - Kettenschütz Protector de cadena - Chain protector Protezione catena - | 2 | | 2 | | | | | | | | | | | | | | | | | | |
| 29 | 42231 | Rondelle W12 ZN - Unterlegscheibe Arandela - Washer Rondella - | 2 | | 2 | | | | | | | | | | | | | | | | | | |
| 30 | 160552 | Vis H,M12- 16-8.8-ZN8/C - Schraube Tornillo - Screw Vite - | 2 | | 2 | | | | | | | | | | | | | | | | | | |
| 31 | 221009 | Tablier porte fourches, nu (Longueur 1320 mm) Gabelträger, allein (Länge 1320 mm) Tablero portahorquillas, solo (Longitud 1320 mm) Forks carrier, stripped (Length 1320 mm) Portaforche, nudo (Lunghezza 1320 mm) | 1 | | 1 | | | | | | | | | | | | | | | | | | |
| 32 | 221011 | Tablier porte fourches, nu (Longueur 1750 mm) Gabelträger, allein (Länge 1750 mm) Tablero portahorquillas, solo (Longitud 1750 mm) Forks carrier, stripped (Length 1750 mm) Portaforche, nudo (Lunghezza 1750 mm) | 1 | | 1 | | | | | | | | | | | | | | | | | | |
| 33 | 221013 | Tablier porte fourches, nu (Longueur 2000 mm) Gabelträger, allein (Länge 2000 mm) Tablero portahorquillas, solo (Longitud 2000 mm) Forks carrier, stripped (Length 2000 mm) Portaforche, nudo (Lunghezza 2000 mm) | 1 | | 1 | | | | | | | | | | | | | | | | | | |

+

Catalogue : 647010

6

MAT TRIPLE A LEVEE LIBRE TOTALE (5,40 m)
 DREIFACH HUBMAST TOTAL FREIANSTEIG
 MASTIL TRIPLE A LEVANTAMIENTO LIBRE TOTAL
 TRIPLE MAST TOTAL FREE LIFT
 RAMPA TRIPLEX A LEVATA LIBERA TOTALE

Qté-Menge-Cant-Qty-Q.ta

5 AB

33

M

| | | | | | | | | | | |
|-----|----|------|----|-------|-------|-----|------|-------|----|-------|
| 1- | M | 26-2 | S3 | E2/E3 | 11- | MC | 70 | PS | S3 | E2/E3 |
| 2- | M | 30-2 | S3 | E2/E3 | 12- | M-X | 30-4 | S3-E3 | | |
| 3- | M | 26-4 | S3 | E2/E3 | 13- | M-X | 50-4 | S3-E3 | | |
| 4- | M | 30-4 | S3 | E2/E3 | 14- | M-X | 70-2 | S3-E3 | | |
| 5- | M | 40-4 | S3 | E2/E3 | 15- | | | | | |
| 6- | M | 50-4 | S3 | E2/E3 | 16- | | | | | |
| 7- | MC | 30 | S3 | E2/E3 | 17- | | | | | |
| 8- | MC | 40 | PS | S3 | E2/E3 | 18- | | | | |
| 9- | MC | 50 | PS | S3 | E2/E3 | 19- | | | | |
| 10- | MC | 60 | PS | S3 | E2/E3 | 20- | | | | |

| Rep Hinw Fig Item Rif | Numéro Teil-Nr Numero Part-Nr Part-Nr | Désignation Bezeichnung Descripcion Description Descrizione | 1 | 2 | 3 | 4 | 5 | 6 | 7 | 8 | 9 | 10 | 11 | 12 | 13 | 14 | 15 | 16 | 17 | 18 | 19 | 20 | |
|-----------------------------------|---|---|---|---|---|---|---|---|---|---|---|----|----|----|----|----|----|----|----|----|----|----|--|
| 57 | 58611 | Vis H,M18- 50 zinguée Tornillo Vite - Schraube - Screw - | 4 | | 4 | | | | | | | | | | | | | | | | | | |
| 58 | 181490 | Rondelle SP 46 x 68 x 1,5ZN Arandela Rondella - Unterlegscheibe - Washer - | X | | X | | | | | | | | | | | | | | | | | | |
| 59 | 181491 | Rondelle SP 46 x 68 x 2,5ZN Arandela Rondella - Unterlegscheibe - Washer - | X | | X | | | | | | | | | | | | | | | | | | |
| 63 | 220908 | Axe d'articulation Eje de articulación Perno di articolazione - Gelenkachse - Articulating pin - | 2 | | 2 | | | | | | | | | | | | | | | | | | |
| 64 | 165363 | Plaque de fixation Placa de fijación Piastra di fissaggio - Befestigung Platte - Fastening plate - | 2 | | 2 | | | | | | | | | | | | | | | | | | |
| 65 | 42232 | Rondelle W10 ZN Arandela Rondella - Unterlegscheibe - Washer - | 4 | | 4 | | | | | | | | | | | | | | | | | | |
| 66 | 63727 | Vis H,M10- 20-8.8-ZN8/C Tornillo Vite - Schraube - Screw - | 4 | | 4 | | | | | | | | | | | | | | | | | | |
| 70 | 19092 | Blocage de fourche (Longueur 1320 mm) Gabelblockierung (Länge 1320 mm) Bloqueo de horquilla (Longitud 1320 mm) Forks locking (Length 1320 mm) Bloccaggio de forca (Lunghezza 1320 mm) | 1 | | 1 | | | | | | | | | | | | | | | | | | |
| 71 | 19080 | Blocage de fourche (Longueur 1750 mm) Gabelblockierung (Länge 1750 mm) Bloqueo de horquilla (Longitud 1750 mm) Forks locking (Length 1750 mm) Bloccaggio de forca (Lunghezza 1750 mm) | 1 | | 1 | | | | | | | | | | | | | | | | | | |
| 72 | 165529 | Blocage de fourche (Longueur 2000 mm) Gabelblockierung (Länge 2000 mm) Bloqueo de horquilla (Longitud 2000 mm) Forks locking (Length 2000 mm) Bloccaggio de forca (Lunghezza 2000 mm) | 1 | | 1 | | | | | | | | | | | | | | | | | | |

+

Catalogue : 647010

7

MAT TRIPLE A LEVEE LIBRE TOTALE (5,40 m)
 DREIFACH HUBMAST TOTAL FREIANSTEIG
 MASTIL TRIPLE A LEVANTAMIENTO LIBRE TOTAL
 TRIPLE MAST TOTAL FREE LIFT
 RAMPA TRIPLEX A LEVATA LIBERA TOTALE

Qté-Menge-Cant-Qty-Q.ta

5 AB

33

M

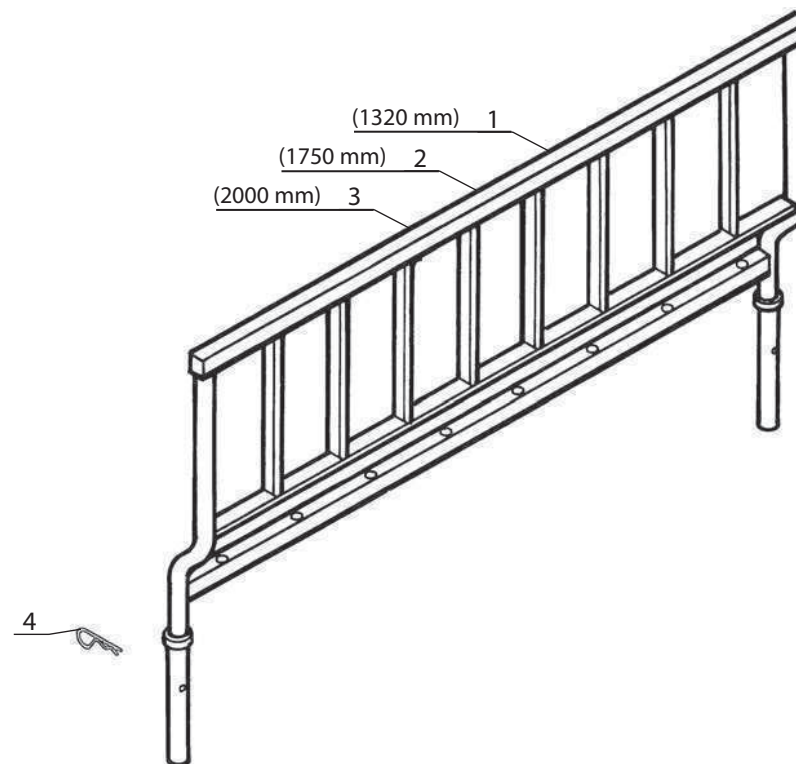
- | | |
|-----------------------|-----------------------|
| 1- M 26-2 S3 E2/E3 | 11- MC 70 PS S3 E2/E3 |
| 2- M 30-2 S3 E2/E3 | 12- M-X 30-4 S3-E3 |
| 3- M 26-4 S3 E2/E3 | 13- M-X 50-4 S3-E3 |
| 4- M 30-4 S3 E2/E3 | 14- M-X 70-2 S3-E3 |
| 5- M 40-4 S3 E2/E3 | 15- |
| 6- M 50-4 S3 E2/E3 | 16- |
| 7- MC 30 S3 E2/E3 | 17- |
| 8- MC 40 PS S3 E2/E3 | 18- |
| 9- MC 50 PS S3 E2/E3 | 19- |
| 10- MC 60 PS S3 E2/E3 | 20- |

| Rep Hinw Fig Item Rif | Numéro Teil-Nr Numero Part-Nr Part-Nr | Désignation Bezeichnung Descripcion Description Descrizione | | | | | | | | | | | | | | | | | | | | |
|-----------------------------------|---|---|---|---|---|---|---|---|---|---|---|----|----|----|----|----|----|----|----|----|----|----|
| | | | 1 | 2 | 3 | 4 | 5 | 6 | 7 | 8 | 9 | 10 | 11 | 12 | 13 | 14 | 15 | 16 | 17 | 18 | 19 | 20 |
| 73 | 7955 | Goupille MECA 8 x1,5 x 40 E - Stift Pasador - Pin Spina - | 2 | | 2 | | | | | | | | | | | | | | | | | |
| 74 | 9784 | Goupille "Beta" de 4 - Stift Pasador - Pin Spina - | 2 | | 2 | | | | | | | | | | | | | | | | | |
| 75 | 178905 | Axe de blocage de fourche - Gabelblockierungachse Eje de bloqueo de horquilla - Forks locking axle Perno di bloccaggio de forca - | 2 | | 2 | | | | | | | | | | | | | | | | | |
| 76 | 58558 | Vis H,M14- 60-8.8-ZN8/C - Schraube Tornillo - Screw Vite - | 2 | | 2 | | | | | | | | | | | | | | | | | |
| 77 | 42256 | Rondelle W14 ZN - Unterlegscheibe Arandela - Washer Rondella - | 2 | | 2 | | | | | | | | | | | | | | | | | |
| 78 | 20029 | Broche - Spindel Brocha - Spindle Barra - | 2 | | 2 | | | | | | | | | | | | | | | | | |
| 79 | 415150 | Fourche - Gabel Horquilla - Fork Forca - | 2 | | 2 | | | | | | | | | | | | | | | | | |

5 AC 11

DOSSERET DE CHARGE
RÜCKLENETRAGLAST
COSTILLA DE CARGA
BACK LOAD REST
SPONDA DI CARICO

M 26-2 S.3 / M30-2 S.3
M 26-4 S.3 / M30-4 S.3
MC 30 S.3 / M-X 30-4 S.3



Catalogue : 647010

1

DOSSERET DE CHARGE
RÜCKLEHNETRAGLAST
COSTILLA DE CARGA
BACK LOAD REST
SPONDA DI CARICO

Qté-Menge-Cant-Qty-Q.ta

5 AC

11

M

| | |
|-----------------------|-----------------------|
| 1- M 26-2 S3 E2/E3 | 11- MC 70 PS S3 E2/E3 |
| 2- M 30-2 S3 E2/E3 | 12- M-X 30-4 S3-E3 |
| 3- M 26-4 S3 E2/E3 | 13- M-X 50-4 S3-E3 |
| 4- M 30-4 S3 E2/E3 | 14- M-X 70-2 S3-E3 |
| 5- M 40-4 S3 E2/E3 | 15- |
| 6- M 50-4 S3 E2/E3 | 16- |
| 7- MC 30 S3 E2/E3 | 17- |
| 8- MC 40 PS S3 E2/E3 | 18- |
| 9- MC 50 PS S3 E2/E3 | 19- |
| 10- MC 60 PS S3 E2/E3 | 20- |

| Rep Hinw Fig Item Rif | Número Teil-Nr Numero Part-Nr Part-Nr | Désignation Bezeichnung Description Descrizione |
|-----------------------------------|---|--|
| 1 | 61401 | Dosseret de charge, nu (1320 mm) Rücklehnmetraglast, allein Costilla de carga, solo - Back load rest, stripped Sponda di carico, nudo - |
| 2 | 61402 | Dosseret de charge, nu (1750 mm) Rücklehnmetraglast, allein Costilla de carga, solo - Back load rest, stripped Sponda di carico, nudo - |
| 3 | 164414 | Dosseret de charge, nu (2000 mm) Rücklehnmetraglast, allein Costilla de carga, solo - Back load rest, stripped Sponda di carico, nudo - |
| 4 | 5966 | Goupille "Béta" de 6 - Stift Pasador - Pin Spina - |

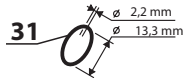
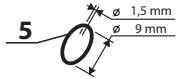
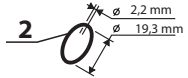
| 1 | 2 | 3 | 4 | 5 | 6 | 7 | 8 | 9 | 10 | 11 | 12 | 13 | 14 | 15 | 16 | 17 | 18 | 19 | 20 |
|---|---|---|---|---|---|---|---|---|----|----|----|----|----|----|----|----|----|----|----|
| 1 | 1 | 1 | 1 | | | 1 | | | | | 1 | | | | | | | | |
| | 1 | 1 | 1 | | | 1 | | | | | 1 | | | | | | | | |
| | 1 | 1 | 1 | 1 | | 1 | | | | | 1 | | | | | | | | |
| | 2 | 2 | 2 | 2 | | 2 | | | | | 2 | | | | | | | | |

10 AD 51

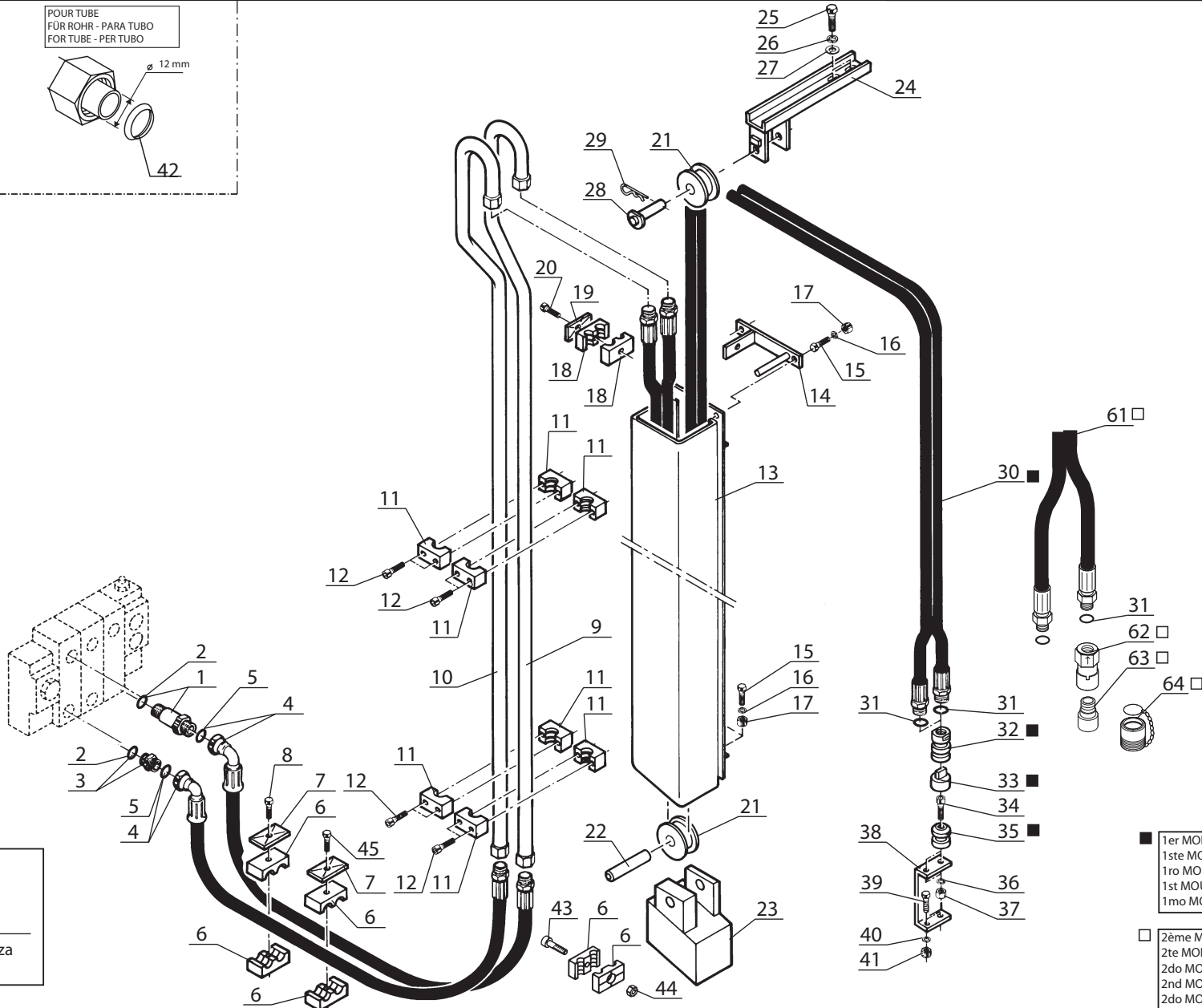
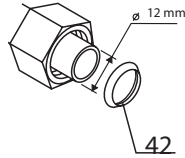
KIT HYDRAULIQUE ACCESSOIRE DROIT (Double effet)
 RECHT KIT ZUBEHOR HYDRAULIK (Doppeltwirkend)
 KIT HIDRAULICO ACCESORIO DERECHO (Doble efecto)
 R.H. ATTACHMENT HYDRAULIC KIT (Double-acting)
 KIT IDRAULICO ACCESSORIO DESTRO (Duplex effetto)

M 26-2 S.3 / M 30-2 S.3
 M 26-4 S.3 / M 30-4 S.3
 MC 30 S.3 / M-X 30-4 S.3

POUR FLEXIBLE ET RACCORD
 FÜR SCHLAUCH UND VERSCHRAUBUNG
 PARA FLEXIBLE Y RACOR
 FOR HOSE AND CONNECTION
 PER FLESSIBILE E RACCORDO



POUR TUBE
 FÜR ROHR - PARA TUBO
 FOR TUBE - PER TUBO



KIT COMPLET, VOIR NOMENCLATURE
 KOMPLERTER KIT, SIEHE STÜCKLISTE
 JUEGO COMPLETO, VER NOMENCLATURA
 COMPLETE KIT, SEE NOMENCLATURE
 KIT COMPLETO, VEDERE NOMENCLATURA

Rep - Hinw - Fig - Item - Sequenza

60

- 1er MONTAGE
1ste MONTAGE
1ro MONTAJE
1st MOUNTING
1mo MONTAGGIO
- 2ème MONTAGE
2te MONTAGE
2do MONTAJE
2nd MOUNTING
2do MONTAGGIO

Catalogue : 647010

1

KIT HYDRAULIQUE ACCESSOIRE DROIT (Double effet)
 RECHT KIT ZUBEHOR HYDRAULIK (Doppeltwirkend)
 KIT HIDRAULICO ACCESORIO DERECHO (Doble efecto)
 R.H. ATTACHMENT HYDRAULIC KIT (Double-acting)
 KIT IDRAULICO ACCESSORIO DESTRO (Doppio effetto)

Qté-Menge-Cant-Qty-Q.ta

10 AD

51

M

- | | |
|-----------------------|-----------------------|
| 1- M 26-2 S3 E2/E3 | 11- MC 70 PS S3 E2/E3 |
| 2- M 30-2 S3 E2/E3 | 12- M-X 30-4 S3-E3 |
| 3- M 26-4 S3 E2/E3 | 13- M-X 50-4 S3-E3 |
| 4- M 30-4 S3 E2/E3 | 14- M-X 70-2 S3-E3 |
| 5- M 40-4 S3 E2/E3 | 15- |
| 6- M 50-4 S3 E2/E3 | 16- |
| 7- MC 30 S3 E2/E3 | 17- |
| 8- MC 40 PS S3 E2/E3 | 18- |
| 9- MC 50 PS S3 E2/E3 | 19- |
| 10- MC 60 PS S3 E2/E3 | 20- |

| Rep Hinw Fig Item Rif | Numéro Teil-Nr Numero Part-Nr Part-Nr | Désignation Bezeichnung Descripcion Description Descrizione | | | | | | | | | | | | | | | | | | | | |
|-----------------------------------|---|---|---|---|---|---|---|---|---|---|---|----|----|----|----|----|----|----|----|----|----|----|
| | | | 1 | 2 | 3 | 4 | 5 | 6 | 7 | 8 | 9 | 10 | 11 | 12 | 13 | 14 | 15 | 16 | 17 | 18 | 19 | 20 |
| 1 | 168906 | Raccord Union Prolongateur Racor Raccordo | - Verschraubung - Connection - | 1 | 1 | 1 | 1 | | | | 1 | | | | | | | 1 | | | | |
| 2 | 169373 | Joint torique Junta tórica Anello OR | - "0" ring - "0" ring - | X | X | X | X | | | | X | | | | | | | X | | | | |
| 3 | 173038 | Raccord Union Racor Raccordo | - Verschraubung - Connection - | 1 | 1 | 1 | 1 | | | | 1 | | | | | | | 1 | | | | |
| 4 | 221293 | Flexible (Lg 2100) Flexible Flessibile | - Schlauch - Hose - | 2 | 2 | 2 | 2 | | | | 2 | | | | | | | 2 | | | | |
| 5 | 190874 | Joint torique Junta tórica Anello OR | - "0" ring - "0" ring - | X | X | X | X | | | | X | | | | | | | X | | | | |
| 6 | 168758 | Demi-collier Media abrazadera Fascetta | - Halb-klemme - Half-clamp - | 6 | 6 | 6 | 6 | | | | 6 | | | | | | | 6 | | | | |
| 7 | 168494 | Plaque de protection Placa de protección Piastra di protezione | - Schutzplatte - Protection plate - | 2 | 2 | 2 | 2 | | | | 2 | | | | | | | 2 | | | | |
| 8 | 61323 | Vis H,M 8- 35-8.8-ZN8/C Tornillo Vite | - Schraube - Screw - | 1 | 1 | 1 | 1 | | | | 1 | | | | | | | 1 | | | | |
| 9 | 181242 | Tube Tubo Tubo | - Rohr - Tube - | 1 | 1 | 1 | 1 | | | | 1 | | | | | | | 1 | | | | |
| 10 | 181240 | Tube Tubo Tubo | - Rohr - Tube - | 1 | 1 | 1 | 1 | | | | 1 | | | | | | | 1 | | | | |
| 11 | 168746 | Demi-collier Media abrazadera Fascetta | - Halb-klemme - Half-clamp - | 8 | 8 | 8 | 8 | | | | 8 | | | | | | | 8 | | | | |

+

Catalogue : 647010

2

KIT HYDRAULIQUE ACCESSOIRE DROIT (Double effet)
 RECHT KIT ZUBEHOR HYDRAULIK (Doppeltwirkend)
 KIT HIDRAULICO ACCESORIO DERECHO (Doble efecto)
 R.H. ATTACHMENT HYDRAULIC KIT (Double-acting)
 KIT IDRAULICO ACCESSORIO DESTRO (Doppio effetto)

Qté-Menge-Cant-Qty-Q.ta

10 AD

51

M

| | |
|-----------------------|-----------------------|
| 1- M 26-2 S3 E2/E3 | 11- MC 70 PS S3 E2/E3 |
| 2- M 30-2 S3 E2/E3 | 12- M-X 30-4 S3-E3 |
| 3- M 26-4 S3 E2/E3 | 13- M-X 50-4 S3-E3 |
| 4- M 30-4 S3 E2/E3 | 14- M-X 70-2 S3-E3 |
| 5- M 40-4 S3 E2/E3 | 15- |
| 6- M 50-4 S3 E2/E3 | 16- |
| 7- MC 30 S3 E2/E3 | 17- |
| 8- MC 40 PS S3 E2/E3 | 18- |
| 9- MC 50 PS S3 E2/E3 | 19- |
| 10- MC 60 PS S3 E2/E3 | 20- |

| Rep Hinw Fig Item Rif | Numéro Teil-Nr Numero Part-Nr Part-Nr | Désignation Bezeichnung Descripcion Description Descrizione | | | | | | | | | | | | | | | | | | | | |
|-----------------------------------|---|---|---|---|---|---|---|---|---|---|---|----|----|----|----|----|----|----|----|----|----|----|
| | | | 1 | 2 | 3 | 4 | 5 | 6 | 7 | 8 | 9 | 10 | 11 | 12 | 13 | 14 | 15 | 16 | 17 | 18 | 19 | 20 |
| 12 | 7242 | Vis CHc,M 6- 20 zinguée Tornillo Vite - Schraube - Screw - | 8 | 8 | 8 | 8 | | | | 8 | | | | | | | | 8 | | | | |
| 13 | 182325 | Caisson Cajón Cassone - Abteilung - Compartment - | 1 | 1 | 1 | 1 | | | | 1 | | | | | | | | 1 | | | | |
| 14 | 181327 | Plaque de fixation Placa de fijación Piastra di fissaggio - Befestigung Platte - Fastening plate - | 1 | 1 | 1 | 1 | | | | 1 | | | | | | | | 1 | | | | |
| 15 | 63754 | Vis H,M 8- 30-8.8-ZN8/C Tornillo Vite - Schraube - Screw - | 4 | 4 | 4 | 4 | | | | 4 | | | | | | | | 4 | | | | |
| 16 | 42325 | Rondelle W 8 ZN Arandela Rondella - Unterlegscheibe - Washer - | 4 | 4 | 4 | 4 | | | | 4 | | | | | | | | 4 | | | | |
| 17 | 58528 | Ecrou H ,M 8 ZN Tuerca Dado - Mutter - Nut - | 4 | 4 | 4 | 4 | | | | 4 | | | | | | | | 4 | | | | |
| 18 | 170387 | Demi-collier Media abrazadera Fascetta - Halb-klemme - Half-clamp - | 2 | 2 | 2 | 2 | | | | 2 | | | | | | | | 2 | | | | |
| 19 | 168854 | Plaque de protection Placa de protección Piastra di protezione - Schützplatte - Protection plate - | 1 | 1 | 1 | 1 | | | | 1 | | | | | | | | 1 | | | | |
| 20 | 58531 | Vis H,M 8- 50-8.8-ZN8/C Tornillo Vite - Schraube - Screw - | 1 | 1 | 1 | 1 | | | | 1 | | | | | | | | 1 | | | | |
| 21 | 182211 | Poulie de flexible Polea de flexible Puleggia di flessibile - Schlauchriemen - Hose pulley - | 2 | 2 | 2 | 2 | | | | 2 | | | | | | | | 2 | | | | |
| 22 | 182320 | Axe de poulie Eje de polea Perno di puleggia - Riemenachse - Pulley axle - | 1 | 1 | 1 | 1 | | | | 1 | | | | | | | | 1 | | | | |

+

Catalogue : 647010

3

KIT HYDRAULIQUE ACCESSOIRE DROIT (Double effet)
 RECHT KIT ZUBEHOR HYDRAULIK (Doppeltwirkend)
 KIT HIDRAULICO ACCESORIO DERECHO (Doble efecto)
 R.H. ATTACHMENT HYDRAULIC KIT (Double-acting)
 KIT IDRAULICO ACCESSORIO DESTRO (Doppio effetto)

Qté-Menge-Cant-Qty-Q.ta

10 AD

51

M

1- M 26-2 S3 E2/E3 11- MC 70 PS S3 E2/E3
 2- M 30-2 S3 E2/E3 12- M-X 30-4 S3-E3
 3- M 26-4 S3 E2/E3 13- M-X 50-4 S3-E3
 4- M 30-4 S3 E2/E3 14- M-X 70-2 S3-E3
 5- M 40-4 S3 E2/E3 15-
 6- M 50-4 S3 E2/E3 16-
 7- MC 30 S3 E2/E3 17-
 8- MC 40 PS S3 E2/E3 18-
 9- MC 50 PS S3 E2/E3 19-
 10- MC 60 PS S3 E2/E3 20-

| Rep Hinw Fig Item Rif | Numéro Teil-Nr Numero Part-Nr Part-Nr | Désignation Bezeichnung Descripcion Description Descrizione | | | | | | | | | | | | | | | | | | | | |
|-----------------------------------|---|---|---|---|---|---|---|---|---|---|---|----|----|----|----|----|----|----|----|----|----|----|
| | | | 1 | 2 | 3 | 4 | 5 | 6 | 7 | 8 | 9 | 10 | 11 | 12 | 13 | 14 | 15 | 16 | 17 | 18 | 19 | 20 |
| 23 | 182210 | Contrepoids Contra peso Contrappeso | - Gegengewicht - Counterweight - | 1 | 1 | 1 | 1 | | | | 1 | | | | | | | 1 | | | | |
| 24 | 181322 | Support poulie Soporte polea Supporto puleggia | - Riemen träger - Bracket pulley - | 1 | 1 | 1 | 1 | | | | 1 | | | | | | | 1 | | | | |
| 25 | 63546 | Vis H,M12- 20-8.8-ZN8/C Tornillo Vite | - Schraube - Screw - | 2 | 2 | 2 | 2 | | | | 2 | | | | | | | 2 | | | | |
| 26 | 42231 | Rondelle W12 ZN Arandela Rondella | - Unterlegscheibe - Washer - | 2 | 2 | 2 | 2 | | | | 2 | | | | | | | 2 | | | | |
| 27 | 61676 | Rondelle M 12 ZN Arandela Rondella | - Unterlegscheibe - Washer - | 2 | 2 | 2 | 2 | | | | 2 | | | | | | | 2 | | | | |
| 28 | 181726 | Axe de poulie Eje de polea Perno di puleggia | - Riemenachse - Pulley axle - | 1 | 1 | 1 | 1 | | | | 1 | | | | | | | 1 | | | | |
| 29 | 9784 | Goupille "Beta" de 4 Pasador Spina | - Stift - Pin - | 1 | 1 | 1 | 1 | | | | 1 | | | | | | | 1 | | | | |
| 30 | 181992 | Flexible Flexible Flessibile | - Schlauch - Hose - | 1 | 1 | 1 | 1 | | | | 1 | | | | | | | 1 | | | | |
| 31 | 169436 | Joint torique Junta tórica Anello OR | - "O" ring - "O" ring - | X | X | X | X | | | | X | | | | | | | X | | | | |
| 32 | 169345 | Raccord rapide femelle Racor rapido hembra Raccordo femina | - siehe 662272 - Quick female union - | 2 | 2 | 2 | 2 | | | | 2 | | | | | | | 2 | | | | |
| 33 | 53310 | Bouchon Tapón Tappo | - Stopfen - Plug - | 2 | 2 | 2 | 2 | | | | 2 | | | | | | | 2 | | | | |

+

Catalogue : 647010

4

KIT HYDRAULIQUE ACCESSOIRE DROIT (Double effet)
 RECHT KIT ZUBEHOR HYDRAULIK (Doppeltwirkend)
 KIT HIDRAULICO ACCESORIO DERECHO (Doble efecto)
 R.H. ATTACHMENT HYDRAULIC KIT (Double-acting)
 KIT IDRAULICO ACCESSORIO DESTRO (Doppio effetto)

Qté-Menge-Cant-Qty-Q.ta

10 AD

51

M

- | | |
|-----------------------|-----------------------|
| 1- M 26-2 S3 E2/E3 | 11- MC 70 PS S3 E2/E3 |
| 2- M 30-2 S3 E2/E3 | 12- M-X 30-4 S3-E3 |
| 3- M 26-4 S3 E2/E3 | 13- M-X 50-4 S3-E3 |
| 4- M 30-4 S3 E2/E3 | 14- M-X 70-2 S3-E3 |
| 5- M 40-4 S3 E2/E3 | 15- |
| 6- M 50-4 S3 E2/E3 | 16- |
| 7- MC 30 S3 E2/E3 | 17- |
| 8- MC 40 PS S3 E2/E3 | 18- |
| 9- MC 50 PS S3 E2/E3 | 19- |
| 10- MC 60 PS S3 E2/E3 | 20- |

| Rep Hinw Fig Item Rif | Numéro Teil-Nr Numero Part-Nr Part-Nr | Désignation Bezeichnung Descripcion Description Descrizione | | | | | | | | | | | | | | | | | | | | |
|-----------------------------------|---|---|---|---|---|---|---|---|---|---|---|----|----|----|----|----|----|----|----|----|----|----|
| | | | 1 | 2 | 3 | 4 | 5 | 6 | 7 | 8 | 9 | 10 | 11 | 12 | 13 | 14 | 15 | 16 | 17 | 18 | 19 | 20 |
| 34 | 73208 | Vis CHc,M 8- 20 zinguée Tornillo Vite | - Schraube - Screw - | 2 | 2 | 2 | 2 | | | | | | | | | | | | | | | |
| 35 | 53309 | Embout Tapón Ghiera | - Stopfen - Plug - | 2 | 2 | 2 | 2 | | | | | | | | | | | | | | | |
| 36 | 42325 | Rondelle W 8 ZN Arandela Rondella | - Unterlegscheibe - Washer - | 2 | 2 | 2 | 2 | | | | | | | | | | | | | | | |
| 37 | 58528 | Ecrou H ,M 8 ZN Tuerca Dado | - Mutter - Nut - | 2 | 2 | 2 | 2 | | | | | | | | | | | | | | | |
| 38 | 165409 | Support raccord Soporte racor Supporto raccordo | - Verschraubung träger - Connection bracket - | 1 | 1 | 1 | 1 | | | | | | | | | | | | | | | |
| 39 | 57446 | Vis H,M 8- 25-8.8-ZN8/C Tornillo Vite | - Schraube - Screw - | 2 | 2 | 2 | 2 | | | | | | | | | | | | | | | |
| 40 | 42325 | Rondelle W 8 ZN Arandela Rondella | - Unterlegscheibe - Washer - | 2 | 2 | 2 | 2 | | | | | | | | | | | | | | | |
| 41 | 58528 | Ecrou H ,M 8 ZN Tuerca Dado | - Mutter - Nut - | 2 | 2 | 2 | 2 | | | | | | | | | | | | | | | |
| 42 | 169437 | Joint d'étanchéité Junta de estanqueidad Guarnizione | - Dichtungsring - Seal - | X | X | X | X | | | | | | | | | | | | | | | |
| 43 | 73208 | Vis CHc,M 8- 20 zinguée Tornillo Vite | - Schraube - Screw - | 1 | 1 | 1 | 1 | | | | | | | | | | | | | | | |
| 44 | 58528 | Ecrou H ,M 8 ZN Tuerca Dado | - Mutter - Nut - | 1 | 1 | 1 | 1 | | | | | | | | | | | | | | | |

+

Catalogue : 647010

5

KIT HYDRAULIQUE ACCESSOIRE DROIT (Double effet)
 RECHT KIT ZUBEHOR HYDRAULIK (Doppeltwirkend)
 KIT HIDRAULICO ACCESORIO DERECHO (Doble efecto)
 R.H. ATTACHMENT HYDRAULIC KIT (Double-acting)
 KIT IDRAULICO ACCESSORIO DESTRO (Doppio effetto)

Qté-Menge-Cant-Qty-Q.ta

10 AD

51

M

- | | |
|-----------------------|-----------------------|
| 1- M 26-2 S3 E2/E3 | 11- MC 70 PS S3 E2/E3 |
| 2- M 30-2 S3 E2/E3 | 12- M-X 30-4 S3-E3 |
| 3- M 26-4 S3 E2/E3 | 13- M-X 50-4 S3-E3 |
| 4- M 30-4 S3 E2/E3 | 14- M-X 70-2 S3-E3 |
| 5- M 40-4 S3 E2/E3 | 15- |
| 6- M 50-4 S3 E2/E3 | 16- |
| 7- MC 30 S3 E2/E3 | 17- |
| 8- MC 40 PS S3 E2/E3 | 18- |
| 9- MC 50 PS S3 E2/E3 | 19- |
| 10- MC 60 PS S3 E2/E3 | 20- |

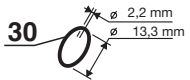
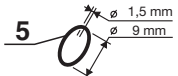
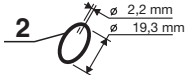
| Rep Hinw Fig Item Rif | Numéro Teil-Nr Numero Part-Nr Part-Nr | Désignation Bezeichnung Descripcion Description Descrizione | Qté-Menge-Cant-Qty-Q.ta | | | | | | | | | | | | | | | | | | | |
|-----------------------------------|---|---|---|---|---|---|---|---|---|---|---|----|----|----|----|----|----|----|----|----|----|----|
| | | | 1 | 2 | 3 | 4 | 5 | 6 | 7 | 8 | 9 | 10 | 11 | 12 | 13 | 14 | 15 | 16 | 17 | 18 | 19 | 20 |
| 45 | 58530 | Vis H,M 8- 45-8.8-ZN8/C Tornillo Vite | - Schraube - Screw - | 1 | 1 | 1 | 1 | | | | 1 | | | | | | | 1 | | | | |
| 60 | 570346 | Kit hydraulique accessoire complet (mât 5,40 m) Kompletter kit zübehör hydraulik (hubmast 5,40 m) Kit hidraulico accesorio completo (mástil 5,40 m) Complete attachment hydraulic kit (mast 5,40 m) Kit idraulico accesorio completo (rampa 5,40 m) | | 1 | 1 | 1 | 1 | | | | 1 | | | | | | | 1 | | | | |
| 61 | 243595 | Flexible Flexible Flessibile | - Schlauch - Hose - | 1 | 1 | 1 | 1 | | | | 1 | | | | | | | 1 | | | | |
| 62 | 192037 | Raccord rapide femelle Racor rapido hembra Raccordo rapido femmina | - Verschraubung weibl. - Quick female union - | 2 | 2 | 2 | 2 | | | | 2 | | | | | | | 2 | | | | |
| 63 | 241199 | Raccord Racor Raccordo | - Verschraubung - Connection - | 2 | 2 | 2 | 2 | | | | 2 | | | | | | | 2 | | | | |
| 64 | 192039 | Bouchon Tapón Tappo | - Stopfen - Plug - | 2 | 2 | 2 | 2 | | | | 2 | | | | | | | 2 | | | | |

10 AD 66

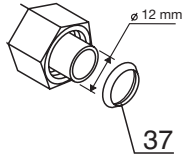
KIT HYDRAULIQUE ACCESSOIRE DROIT (Double effet)
 RECHT KIT ZUBEHÖR HYDRAULIK (Doppeltwirkend)
 KIT HIDRAULICO ACCESORIO DERECHO (Doble efecto)
 R.H. ATTACHMENT HYDRAULIC KIT (Double-acting)
 KIT IDRAULICO ACCESSORIO DESTRO (Duplex effetto)

M 26-2 S.3 / M 26-4 S.3

POUR FLEXIBLE ET RACCORD
 FÜR SCHLAUCH UND VERSCHRAUBUNG
 PARA FLEXIBLE Y RACOR
 FOR HOSE AND CONNECTION
 PER FLESSIBILE E RACCORDO

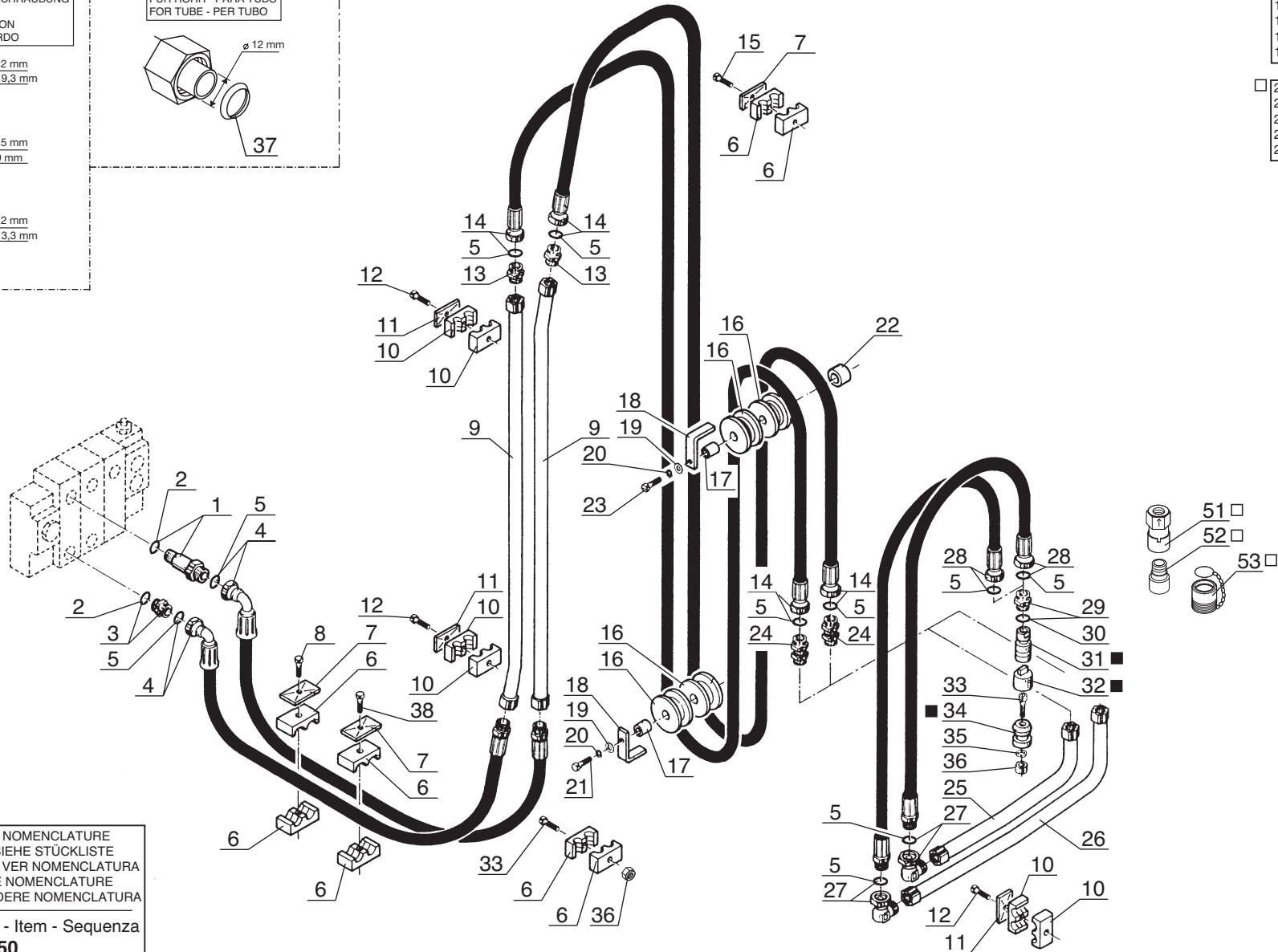


POUR TUBE
 FÜR ROHR - PARA TUBO
 FOR TUBE - PER TUBO



■ 1er MONTAGE
 1ste MONTAGE
 1ro MONTAJE
 1st MOUNTING
 1mo MONTAGGIO

□ 2ème MONTAGE
 2te MONTAGE
 2do MONTAJE
 2nd MOUNTING
 2do MONTAGGIO



KIT COMPLET, VOIR NOMENCLATURE
 KOMPLETTER KIT, SIEHE STÜCKLISTE
 JUEGO COMPLETO, VER NOMENCLATURA
 COMPLETE KIT, SEE NOMENCLATURE
 KIT COMPLETO, VEDERE NOMENCLATURA

Rep - Hinw - Fig - Item - Sequenza
 50

Catalogue : 647010

1

KIT HYDRAULIQUE ACCESSOIRE DROIT (Double effet)
 RECHT KIT ZUBEHOR HYDRAULIK (Doppeltwirkend)
 KIT HIDRAULICO ACCESORIO DERECHO (Doble efecto)
 R.H. ATTACHMENT HYDRAULIC KIT (Double-acting)
 KIT IDRAULICO ACCESSORIO DESTRO (Doppio effetto)

Qté-Menge-Cant-Qty-Q.ta

10 AD

66

M

- | | |
|-----------------------|-----------------------|
| 1- M 26-2 S3 E2/E3 | 11- MC 70 PS S3 E2/E3 |
| 2- M 30-2 S3 E2/E3 | 12- M-X 30-4 S3-E3 |
| 3- M 26-4 S3 E2/E3 | 13- M-X 50-4 S3-E3 |
| 4- M 30-4 S3 E2/E3 | 14- M-X 70-2 S3-E3 |
| 5- M 40-4 S3 E2/E3 | 15- |
| 6- M 50-4 S3 E2/E3 | 16- |
| 7- MC 30 S3 E2/E3 | 17- |
| 8- MC 40 PS S3 E2/E3 | 18- |
| 9- MC 50 PS S3 E2/E3 | 19- |
| 10- MC 60 PS S3 E2/E3 | 20- |

| Rep Hinw Fig Item Rif | Numéro Teil-Nr Numero Part-Nr Part-Nr | Désignation Bezeichnung Descripcion Description Descrizione | 1 | 2 | 3 | 4 | 5 | 6 | 7 | 8 | 9 | 10 | 11 | 12 | 13 | 14 | 15 | 16 | 17 | 18 | 19 | 20 | |
|-----------------------------------|---|---|---|---|---|---|---|---|---|---|---|----|----|----|----|----|----|----|----|----|----|----|--|
| 1 | 168906 | Raccord Union Prolongateur Racor Raccordo - Verschraubung - Connection - | 1 | | 1 | | | | | | | | | | | | | | | | | | |
| 2 | 169373 | Joint torique Junta tórica Anello OR - "0" ring - "0" ring - | X | | X | | | | | | | | | | | | | | | | | | |
| 3 | 173038 | Raccord Union Racor Raccordo - Verschraubung - Connection - | 1 | | 1 | | | | | | | | | | | | | | | | | | |
| 4 | 221293 | Flexible (Lg 2100) Flexible Flessibile - Schlauch - Hose - | 2 | | 2 | | | | | | | | | | | | | | | | | | |
| 5 | 190874 | Joint torique Junta tórica Anello OR - "0" ring - "0" ring - | X | | X | | | | | | | | | | | | | | | | | | |
| 6 | 168758 | Demi-collier Media abrazadera Fascetta - Halb-klemme - Half-clamp - | 8 | | 8 | | | | | | | | | | | | | | | | | | |
| 7 | 168494 | Plaque de protection Placa de protección Piastra di protezione - Schützplatte - Protection plate - | 3 | | 3 | | | | | | | | | | | | | | | | | | |
| 8 | 61323 | Vis H,M 8- 35-8.8-ZN8/C Tornillo Vite - Schraube - Screw - | 1 | | 1 | | | | | | | | | | | | | | | | | | |
| 9 | 177567 | Tube Tubo Tubo - Rohr - Tube - | 2 | | 2 | | | | | | | | | | | | | | | | | | |
| 10 | 168844 | Demi-collier Media abrazadera Fascetta - Halb-klemme - Half-clamp - | 6 | | 6 | | | | | | | | | | | | | | | | | | |
| 11 | 168849 | Plaque de protection Placa de protección Piastra di protezione - Schützplatte - Protection plate - | 3 | | 3 | | | | | | | | | | | | | | | | | | |

+

Catalogue : 647010

3

KIT HYDRAULIQUE ACCESSOIRE DROIT (Double effet)
 RECHT KIT ZUBEHOR HYDRAULIK (Doppeltwirkend)
 KIT HIDRAULICO ACCESORIO DERECHO (Doble efecto)
 R.H. ATTACHMENT HYDRAULIC KIT (Double-acting)
 KIT IDRAULICO ACCESSORIO DESTRO (Doppio effetto)

Qté-Menge-Cant-Qty-Q.ta

10 AD

66

M

- | | |
|-----------------------|-----------------------|
| 1- M 26-2 S3 E2/E3 | 11- MC 70 PS S3 E2/E3 |
| 2- M 30-2 S3 E2/E3 | 12- M-X 30-4 S3-E3 |
| 3- M 26-4 S3 E2/E3 | 13- M-X 50-4 S3-E3 |
| 4- M 30-4 S3 E2/E3 | 14- M-X 70-2 S3-E3 |
| 5- M 40-4 S3 E2/E3 | 15- |
| 6- M 50-4 S3 E2/E3 | 16- |
| 7- MC 30 S3 E2/E3 | 17- |
| 8- MC 40 PS S3 E2/E3 | 18- |
| 9- MC 50 PS S3 E2/E3 | 19- |
| 10- MC 60 PS S3 E2/E3 | 20- |

| Rep Hinw Fig Item Rif | Numéro Teil-Nr Numero Part-Nr Part-Nr | Désignation Bezeichnung Descripcion Description Descrizione | | | | | | | | | | | | | | | | | | | | |
|-----------------------------------|---|---|---|---|---|---|---|---|---|---|---|----|----|----|----|----|----|----|----|----|----|----|
| | | | 1 | 2 | 3 | 4 | 5 | 6 | 7 | 8 | 9 | 10 | 11 | 12 | 13 | 14 | 15 | 16 | 17 | 18 | 19 | 20 |
| 23 | 58797 | Vis H,M12- 90-8.8-ZN8/C Tornillo Vite | - Schraube - Screw - | 1 | | 1 | | | | | | | | | | | | | | | | |
| 24 | 405952 | Raccord Union Passe-cloison Racor Raccordo | - Verschraubung - Connection - | 2 | | 2 | | | | | | | | | | | | | | | | |
| 25 | 181202 | Tube Tubo Tubo | - Rohr - Tube - | 1 | | 1 | | | | | | | | | | | | | | | | |
| 26 | 181200 | Tube Tubo Tubo | - Rohr - Tube - | 1 | | 1 | | | | | | | | | | | | | | | | |
| 27 | 197233 | Raccord Coudé Adapteur Racor Raccordo | - Verschraubung - Connection - | 2 | | 2 | | | | | | | | | | | | | | | | |
| 28 | 203680 | Flexible (Lg 700) Flexible Flessibile | - Schlauch - Hose - | 2 | | 2 | | | | | | | | | | | | | | | | |
| 29 | 167927 | Raccord Union Racor Raccordo | - Verschraubung - Connection - | 2 | | 2 | | | | | | | | | | | | | | | | |
| 30 | 169436 | Joint torique Junta tórica Anello OR | - "O" ring - "O" ring - | X | | X | | | | | | | | | | | | | | | | |
| 31 | 169345 | Raccord rapide femelle Racor rapido hembra Raccordo femina | - siehe 662272 - Quick female union - | 2 | | 2 | | | | | | | | | | | | | | | | |
| 32 | 53310 | Bouchon Tapón Tappo | - Stopfen - Plug - | 2 | | 2 | | | | | | | | | | | | | | | | |
| 33 | 73208 | Vis CHc,M 8- 20 zinguée Tornillo Vite | - Schraube - Screw - | 3 | | 3 | | | | | | | | | | | | | | | | |

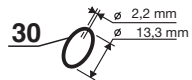
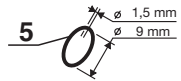
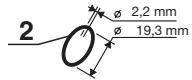
+

10 AD 67

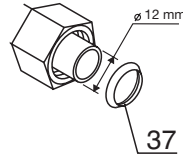
KIT HYDRAULIQUE ACCESSOIRE GAUCHE (Double effet)
 LINK KIT ZUBEHÖR HYDRAULIK (Doppeltwirkend)
 KIT HIDRAULICO ACCESSORIO IZQUIERDO (Doble efecto)
 L.H. ATTACHMENT HYDRAULIC KIT (Double-acting)
 KIT IDRAULICO ACCESSORIO SINISTRO (Duplex effetto)

M 26-2 S.3 / M 26-4 S.3

POUR FLEXIBLE ET RACCORD
 FÜR SCHLAUCH UND VERSCHRAUBUNG
 PARA FLEXIBLE Y RACOR
 FOR HOSE AND CONNECTION
 PER FLESSIBILE E RACCORDO

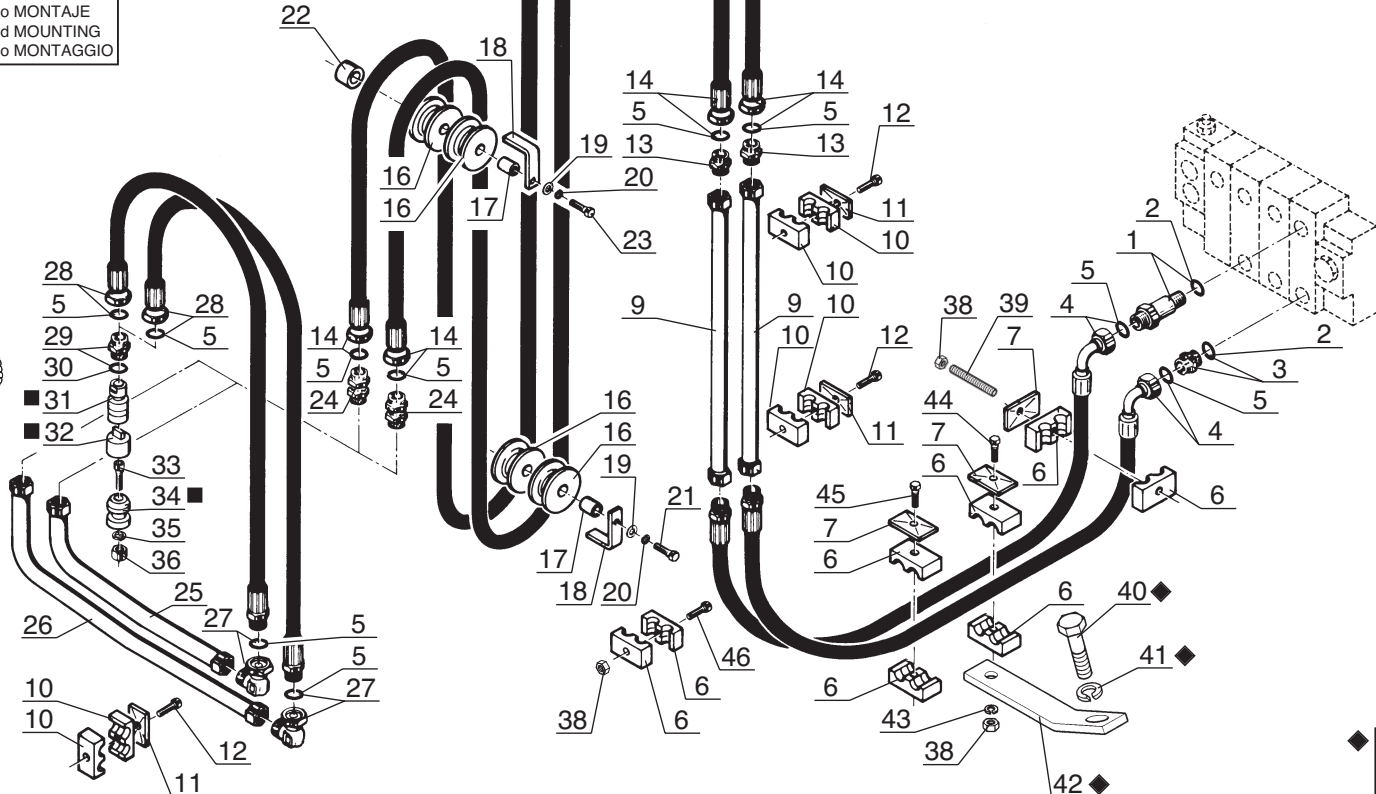
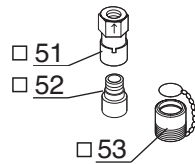


POUR TUBE
 FÜR ROHR - PARA TUBO
 FOR TUBE - PER TUBO



■ 1er MONTAGE
 1ste MONTAGE
 1ro MONTAJE
 1st MOUNTING
 1mo MONTAGGIO

□ 2eme MONTAGE
 2te MONTAGE
 2do MONTAJE
 2nd MOUNTING
 2do MONTAGGIO



KIT COMPLET, VOIR NOMENCLATURE
 KOMPLETTER KIT, SIEHE STÜCKLISTE
 JUEGO COMPLETO, VER NOMENCLATURA
 COMPLETE KIT, SEE NOMENCLATURE
 KIT COMPLETO, VEDERE NOMENCLATURA

Rep - Hinw - Fig - Item - Sequenza
50

◆ SUIVANT MONTAGE
 NACH MONTAGE
 SEGUN MONTAJE
 AS MOUNTING
 SECONDO MONTAGGIO

Catalogue : 647010

1

KIT HYDRAULIQUE ACCESSOIRE GAUCHE (Double effet)
 LINK KIT ZUBEHOR HYDRAULIK (Doppeltwirkend)
 KIT HIDRAULICO ACCESORIO IZQUIERDO (Doble efecto)
 L.H. ATTACHMENT HYDRAULIC KIT (Double-acting)
 KIT IDRAULICO ACCESSORIO SINISTRO (Doppio effetto)

Qté-Menge-Cant-Qty-Q.ta

10 AD

67

M

| | |
|-----------------------|-----------------------|
| 1- M 26-2 S3 E2/E3 | 11- MC 70 PS S3 E2/E3 |
| 2- M 30-2 S3 E2/E3 | 12- M-X 30-4 S3-E3 |
| 3- M 26-4 S3 E2/E3 | 13- M-X 50-4 S3-E3 |
| 4- M 30-4 S3 E2/E3 | 14- M-X 70-2 S3-E3 |
| 5- M 40-4 S3 E2/E3 | 15- |
| 6- M 50-4 S3 E2/E3 | 16- |
| 7- MC 30 S3 E2/E3 | 17- |
| 8- MC 40 PS S3 E2/E3 | 18- |
| 9- MC 50 PS S3 E2/E3 | 19- |
| 10- MC 60 PS S3 E2/E3 | 20- |

| Rep Hinw Fig Item Rif | Numéro Teil-Nr Numero Part-Nr Part-Nr | Désignation Bezeichnung Descripcion Description Descrizione | | | | | | | | | | | | | | | | | | | | |
|-----------------------------------|---|---|---|----|---|----|---|---|---|---|---|----|----|----|----|----|----|----|----|----|----|----|
| | | | 1 | 2 | 3 | 4 | 5 | 6 | 7 | 8 | 9 | 10 | 11 | 12 | 13 | 14 | 15 | 16 | 17 | 18 | 19 | 20 |
| 1 | 168906 | Raccord Union Prolongateur Racor Raccordo | - Verschraubung - Connection - | 1 | | | | | | | | | | | | | | | | | | |
| 2 | 169373 | Joint torique Junta tórica Anello OR | - "0" ring - "0" ring - | X | | X | | | | | | | | | | | | | | | | |
| 3 | 173038 | Raccord Union Racor Raccordo | - Verschraubung - Connection - | 1 | | 1 | | | | | | | | | | | | | | | | |
| 4 | 221294 | Flexible (Lg 2400) Flexible Flessibile | - Schlauch - Hose - | 2 | | 2 | | | | | | | | | | | | | | | | |
| 5 | 190874 | Joint torique Junta tórica Anello OR | - "0" ring - "0" ring - | X | | X | | | | | | | | | | | | | | | | |
| 6 | 168758 | Demi-collier Media abrazadera Fascetta | - Halb-klemme - Half-clamp - | 10 | | 10 | | | | | | | | | | | | | | | | |
| 7 | 168494 | Plaque de protection Placa de protección Piastra di protezione | - Schützplatte - Protection plate - | 4 | | 4 | | | | | | | | | | | | | | | | |
| 8 | 61323 | Vis H,M 8- 35-8.8-ZN8/C Tornillo Vite | - Schraube - Screw - | 1 | | 1 | | | | | | | | | | | | | | | | |
| 9 | 177567 | Tube Tubo Tubo | - Rohr - Tube - | 2 | | 2 | | | | | | | | | | | | | | | | |
| 10 | 168844 | Demi-collier Media abrazadera Fascetta | - Halb-klemme - Half-clamp - | 6 | | 6 | | | | | | | | | | | | | | | | |
| 11 | 168849 | Plaque de protection Placa de protección Piastra di protezione | - Schützplatte - Protection plate - | 3 | | 3 | | | | | | | | | | | | | | | | |

+

Catalogue : 647010

2

KIT HYDRAULIQUE ACCESSOIRE GAUCHE (Double effet)
 LINK KIT ZUBEHOR HYDRAULIK (Doppeltwirkend)
 KIT HIDRAULICO ACCESORIO IZQUIERDO (Doble efecto)
 L.H. ATTACHMENT HYDRAULIC KIT (Double-acting)
 KIT IDRAULICO ACCESSORIO SINISTRO (Doppio effetto)

Qté-Menge-Cant-Qty-Q.ta

10 AD

67

M

| | | | | | | | | | | |
|-----|----|------|----|-------|-------|-----|------|-------|----|-------|
| 1- | M | 26-2 | S3 | E2/E3 | 11- | MC | 70 | PS | S3 | E2/E3 |
| 2- | M | 30-2 | S3 | E2/E3 | 12- | M-X | 30-4 | S3-E3 | | |
| 3- | M | 26-4 | S3 | E2/E3 | 13- | M-X | 50-4 | S3-E3 | | |
| 4- | M | 30-4 | S3 | E2/E3 | 14- | M-X | 70-2 | S3-E3 | | |
| 5- | M | 40-4 | S3 | E2/E3 | 15- | | | | | |
| 6- | M | 50-4 | S3 | E2/E3 | 16- | | | | | |
| 7- | MC | 30 | S3 | E2/E3 | 17- | | | | | |
| 8- | MC | 40 | PS | S3 | E2/E3 | 18- | | | | |
| 9- | MC | 50 | PS | S3 | E2/E3 | 19- | | | | |
| 10- | MC | 60 | PS | S3 | E2/E3 | 20- | | | | |

| Rep Hinw Fig Item Rif | Numéro Teil-Nr Numero Part-Nr Part-Nr | Désignation Bezeichnung Descripcion Description Descrizione | 1 | 2 | 3 | 4 | 5 | 6 | 7 | 8 | 9 | 10 | 11 | 12 | 13 | 14 | 15 | 16 | 17 | 18 | 19 | 20 | |
|-----------------------------------|---|---|---|---|---|---|---|---|---|---|---|----|----|----|----|----|----|----|----|----|----|----|--|
| 12 | 54284 | Vis H,M 6- 35-8.8-ZN5/C Tornillo Vite | - Schraube - Screw - | 3 | | 3 | | | | | | | | | | | | | | | | | |
| 13 | 89167 | Raccord Racor Raccordo | - Verschraubung - Connection - | 2 | | 2 | | | | | | | | | | | | | | | | | |
| 14 | 170059 | Flexible Flexible Flessibile | - Schlauch - Hose - | 2 | | 2 | | | | | | | | | | | | | | | | | |
| 16 | 63124 | Poulie de flexible Polea de flexible Puleggia di flessibile | - Schlauchriemen - Hose pulley - | 4 | | 4 | | | | | | | | | | | | | | | | | |
| 17 | 164090 | Axe de poulie Eje de polea Perno di puleggia | - Riemenachse - Pulley axle - | 4 | | 4 | | | | | | | | | | | | | | | | | |
| 18 | 221015 | Plaque de protection Placa de protección Piastra di protezione | - Schutzplatte - Protection plate - | 2 | | 2 | | | | | | | | | | | | | | | | | |
| 19 | 61676 | Rondelle M 12 ZN Arandela Rondella | - Unterlegscheibe - Washer - | 2 | | 2 | | | | | | | | | | | | | | | | | |
| 20 | 42231 | Rondelle W12 ZN Arandela Rondella | - Unterlegscheibe - Washer - | 2 | | 2 | | | | | | | | | | | | | | | | | |
| 21 | 41562 | Vis H,M12- 80-8.8-ZN8/C Tornillo Vite | - Schraube - Screw - | 1 | | 1 | | | | | | | | | | | | | | | | | |
| 22 | 177464 | Entretoise Separador Distanziale | - Querstrebe - Spacer - | 1 | | 1 | | | | | | | | | | | | | | | | | |
| 23 | 58797 | Vis H,M12- 90-8.8-ZN8/C Tornillo Vite | - Schraube - Screw - | 1 | | 1 | | | | | | | | | | | | | | | | | |

+

Catalogue : 647010

5

KIT HYDRAULIQUE ACCESSOIRE GAUCHE (Double effet)
 LINK KIT ZUBEHOR HYDRAULIK (Doppeltwirkend)
 KIT HIDRAULICO ACCESORIO IZQUIERDO (Doble efecto)
 L.H. ATTACHMENT HYDRAULIC KIT (Double-acting)
 KIT IDRAULICO ACCESSORIO SINISTRO (Doppio effetto)

Qté-Menge-Cant-Qty-Q.ta

10 AD

67

M

- | | |
|-----------------------|-----------------------|
| 1- M 26-2 S3 E2/E3 | 11- MC 70 PS S3 E2/E3 |
| 2- M 30-2 S3 E2/E3 | 12- M-X 30-4 S3-E3 |
| 3- M 26-4 S3 E2/E3 | 13- M-X 50-4 S3-E3 |
| 4- M 30-4 S3 E2/E3 | 14- M-X 70-2 S3-E3 |
| 5- M 40-4 S3 E2/E3 | 15- |
| 6- M 50-4 S3 E2/E3 | 16- |
| 7- MC 30 S3 E2/E3 | 17- |
| 8- MC 40 PS S3 E2/E3 | 18- |
| 9- MC 50 PS S3 E2/E3 | 19- |
| 10- MC 60 PS S3 E2/E3 | 20- |

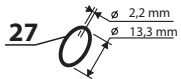
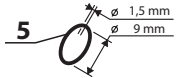
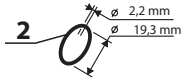
| Rep Hinw Fig Item Rif | Numéro Teil-Nr Numero Part-Nr Part-Nr | Désignation Bezeichnung Descripcion Description Descrizione | | | | | | | | | | | | | | | | | | | | |
|-----------------------------------|---|---|---|---|---|---|---|---|---|---|---|----|----|----|----|----|----|----|----|----|----|----|
| | | | 1 | 2 | 3 | 4 | 5 | 6 | 7 | 8 | 9 | 10 | 11 | 12 | 13 | 14 | 15 | 16 | 17 | 18 | 19 | 20 |
| 46 | 73208 | Vis CHc,M 8- 20 zinguée Tornillo Vite | - Schraube - Screw - | 1 | | 1 | | | | | | | | | | | | | | | | |
| 50 | 570391 | Kit hydraulique accessoire complet (mât 5,40 m) Kompletter kit zübehor hydraulik (hubmast 5,40 m) Kit hidraulico accesorio completo (mástil 5,40 m) Complete attachment hydraulic kit (mast 5,40 m) Kit idraulico accesorio completo (rampa 5,40 m) | | 1 | | 1 | | | | | | | | | | | | | | | | |
| 51 | 192037 | Raccord rapide femelle Racor rapido hembra Raccordo rapido femmina | - Verschraubung weibl. - Quick female union - | 2 | | 2 | | | | | | | | | | | | | | | | |
| 52 | 241199 | Raccord Racor Raccordo | - Verschraubung - Connection - | 2 | | 2 | | | | | | | | | | | | | | | | |
| 53 | 192039 | Bouchon Tapón Tappo | - Stopfen - Plug - | 2 | | 2 | | | | | | | | | | | | | | | | |

10 AD 64

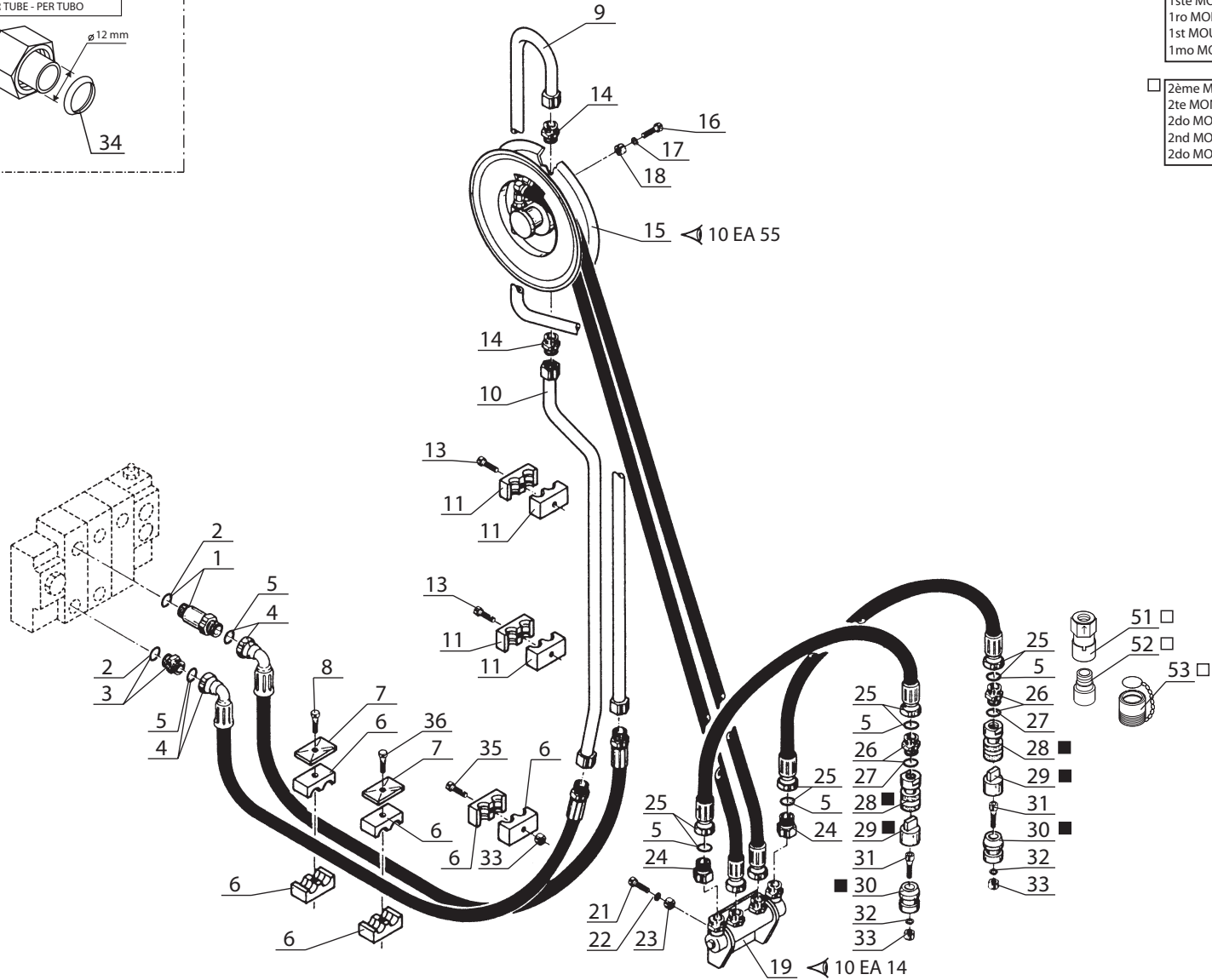
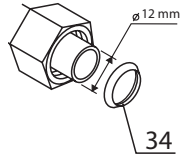
KIT HYDRAULIQUE ACCESSOIRE DROIT (Avec enrouleur)
 RECHT KIT ZUBEHOR HYDRAULIK (Mit spulerin)
 KIT HIDRAULICO ACCESORIO DERECHO (Con enrollor)
 R.H. ATTACHMENT HYDRAULIC KIT (With hose reel)
 KIT IDRAULICO ACCESSORIO DESTRO (Con arrottolatore)

M 26-2 S.3 / M 30-2 S.3
M 26-4 S.3 / M 30-4 S.3
MC 30 S.3 / M-X 30-4 S.3

POUR FLEXIBLE ET RACCORD
 FÜR SCHLAUCH UND VERSCHRAUBUNG
 PARA FLEXIBLE Y RACOR
 FOR HOSE AND CONNECTION
 PER FLESSIBILE E RACCORDO



POUR TUBE
 FÜR ROHR - PARA TUBO
 FOR TUBE - PER TUBO



■ 1er MONTAGE
 1ste MONTAGE
 1ro MONTAJE
 1st MOUNTING
 1mo MONTAGGIO

□ 2ème MONTAGE
 2te MONTAGE
 2do MONTAJE
 2nd MOUNTING
 2do MONTAGGIO

KIT COMPLET, VOIR NOMENCLATURE
 KOMPLETTER KIT, SIEHE STÜCKLISTE
 JUEGO COMPLETO, VER NOMENCLATURA
 COMPLETE KIT, SEE NOMENCLATURE
 KIT COMPLETO, VEDERE NOMENCLATURA

Rep - Hinw - Fig - Item - Sequenza
50

Catalogue : 647010

1

KIT HYDRAULIQUE ACCESSOIRE DROIT (Avec enrouleur)
 RECHT KIT ZUBEHOR HYDRAULIK (Mit spulerin)
 KIT HIDRAULICO ACCESORIO DERECHO (Con enrollador)
 R.H. ATTACHMENT HYDRAULIC KIT (With hose reel)
 KIT IDRAULICO ACCESSORIO DESTRO (Con arrottolatore)

Qté-Menge-Cant-Qty-Q.ta

10 AD

64

M

- | | |
|-----------------------|-----------------------|
| 1- M 26-2 S3 E2/E3 | 11- MC 70 PS S3 E2/E3 |
| 2- M 30-2 S3 E2/E3 | 12- M-X 30-4 S3-E3 |
| 3- M 26-4 S3 E2/E3 | 13- M-X 50-4 S3-E3 |
| 4- M 30-4 S3 E2/E3 | 14- M-X 70-2 S3-E3 |
| 5- M 40-4 S3 E2/E3 | 15- |
| 6- M 50-4 S3 E2/E3 | 16- |
| 7- MC 30 S3 E2/E3 | 17- |
| 8- MC 40 PS S3 E2/E3 | 18- |
| 9- MC 50 PS S3 E2/E3 | 19- |
| 10- MC 60 PS S3 E2/E3 | 20- |

| Rep Hinw Fig Item Rif | Numéro Teil-Nr Numero Part-Nr Part-Nr | Désignation Bezeichnung Descripcion Description Descrizione | | | | | | | | | | | | | | | | | | | | |
|-----------------------------------|---|---|---|---|---|---|---|---|---|---|---|----|----|----|----|----|----|----|----|----|----|----|
| | | | 1 | 2 | 3 | 4 | 5 | 6 | 7 | 8 | 9 | 10 | 11 | 12 | 13 | 14 | 15 | 16 | 17 | 18 | 19 | 20 |
| 1 | 168906 | Raccord Union Prolongateur Racor Raccordo | - Verschraubung - Connection - | 1 | 1 | 1 | 1 | | | | 1 | | | | | | | 1 | | | | |
| 2 | 169373 | Joint torique Junta tórica Anello OR | - "0" ring - "0" ring - | X | X | X | X | | | | X | | | | | | | X | | | | |
| 3 | 173038 | Raccord Union Racor Raccordo | - Verschraubung - Connection - | 1 | 1 | 1 | 1 | | | | 1 | | | | | | | 1 | | | | |
| 4 | 221293 | Flexible (Lg 2100) Flexible Flessibile | - Schlauch - Hose - | 2 | 2 | 2 | 2 | | | | 2 | | | | | | | 2 | | | | |
| 5 | 190874 | Joint torique Junta tórica Anello OR | - "0" ring - "0" ring - | X | X | X | X | | | | X | | | | | | | X | | | | |
| 6 | 168758 | Demi-collier Media abrazadera Fascetta | - Halb-klemme - Half-clamp - | 6 | 6 | 6 | 6 | | | | 6 | | | | | | | 6 | | | | |
| 7 | 168494 | Plaque de protection Placa de protección Piastra di protezione | - Schutzplatte - Protection plate - | 2 | 2 | 2 | 2 | | | | 2 | | | | | | | 2 | | | | |
| 8 | 61323 | Vis H,M 8- 35-8.8-ZN8/C Tornillo Vite | - Schraube - Screw - | 1 | 1 | 1 | 1 | | | | 1 | | | | | | | 1 | | | | |
| 9 | 176361 | Tube Tubo Tubo | - Rohr - Tube - | 1 | 1 | 1 | 1 | | | | 1 | | | | | | | 1 | | | | |
| 10 | 176359 | Tube Tubo Tubo | - Rohr - Tube - | 1 | 1 | 1 | 1 | | | | 1 | | | | | | | 1 | | | | |
| 11 | 168844 | Demi-collier Media abrazadera Fascetta | - Halb-klemme - Half-clamp - | 4 | 4 | 4 | 4 | | | | 4 | | | | | | | 4 | | | | |

+

Catalogue : 647010

2

KIT HYDRAULIQUE ACCESSOIRE DROIT (Avec enrouleur)
 RECHT KIT ZUBEHOR HYDRAULIK (Mit spulerin)
 KIT HIDRAULICO ACCESORIO DERECHO (Con enrollador)
 R.H. ATTACHMENT HYDRAULIC KIT (With hose reel)
 KIT IDRAULICO ACCESSORIO DESTRO (Con arrottolatore)

Qté-Menge-Cant-Qty-Q.ta

10 AD

64

M

| | |
|-----------------------|-----------------------|
| 1- M 26-2 S3 E2/E3 | 11- MC 70 PS S3 E2/E3 |
| 2- M 30-2 S3 E2/E3 | 12- M-X 30-4 S3-E3 |
| 3- M 26-4 S3 E2/E3 | 13- M-X 50-4 S3-E3 |
| 4- M 30-4 S3 E2/E3 | 14- M-X 70-2 S3-E3 |
| 5- M 40-4 S3 E2/E3 | 15- |
| 6- M 50-4 S3 E2/E3 | 16- |
| 7- MC 30 S3 E2/E3 | 17- |
| 8- MC 40 PS S3 E2/E3 | 18- |
| 9- MC 50 PS S3 E2/E3 | 19- |
| 10- MC 60 PS S3 E2/E3 | 20- |

| Rep Hinw Fig Item Rif | Numéro Teil-Nr Numero Part-Nr Part-Nr | Désignation Bezeichnung Descripcion Description Descrizione | | | | | | | | | | | | | | | | | | | | |
|-----------------------------------|---|---|---|---|---|---|---|---|---|---|---|----|----|----|----|----|----|----|----|----|----|----|
| | | | 1 | 2 | 3 | 4 | 5 | 6 | 7 | 8 | 9 | 10 | 11 | 12 | 13 | 14 | 15 | 16 | 17 | 18 | 19 | 20 |
| 13 | 7242 | Vis CHc,M 6- 20 zinguée Tornillo Vite | - Schraube - Screw - | 2 | 2 | 2 | 2 | | | | | | | | | | | | | | | |
| 14 | 170385 | Raccord Union Racor Raccordo | - Verschraubung - Connection - | 2 | 2 | 2 | 2 | | | | | | | | | | | | | | | |
| 15 | 160712 | Enrouleur complet droit Enrollador derecho completo Arrottolatore completo destro | - Kompletter recht spulerin - Complete R.H. hose reel - | 1 | 1 | 1 | 1 | | | | | | | | | | | | | | | |
| 16 | 58535 | Vis H,M10- 40-8.8-ZN8/C Tornillo Vite | - Schraube - Screw - | 4 | 4 | 4 | 4 | | | | | | | | | | | | | | | |
| 17 | 42232 | Rondelle W10 ZN Arandela Rondella | - Unterlegscheibe - Washer - | 4 | 4 | 4 | 4 | | | | | | | | | | | | | | | |
| 18 | 56354 | Ecrou H ,M10 zingué Tuerca Dado | - Mutter - Nut - | 4 | 4 | 4 | 4 | | | | | | | | | | | | | | | |
| 19 | 160714 | Distributeur complet Kompletter kommandosteuerventil Distribuidor completo Distributore completo | - Complete valve bank - | 1 | 1 | 1 | 1 | | | | | | | | | | | | | | | |
| 21 | 5804 | Vis H,M10- 25-8.8-ZN8/C Tornillo Vite | - Schraube - Screw - | 1 | 1 | 1 | 1 | | | | | | | | | | | | | | | |
| 22 | 42232 | Rondelle W10 ZN Arandela Rondella | - Unterlegscheibe - Washer - | 1 | 1 | 1 | 1 | | | | | | | | | | | | | | | |
| 23 | 56354 | Ecrou H ,M10 zingué Tuerca Dado | - Mutter - Nut - | 1 | 1 | 1 | 1 | | | | | | | | | | | | | | | |
| 24 | 176363 | Raccord Union Racor Raccordo | - Verschraubung - Connection - | 2 | 2 | 2 | 2 | | | | | | | | | | | | | | | |

+

Catalogue : 647010

4

KIT HYDRAULIQUE ACCESSOIRE DROIT (Avec enrouleur)
 RECHT KIT ZUBEHOR HYDRAULIK (Mit spulerin)
 KIT HIDRAULICO ACCESORIO DERECHO (Con enrollador)
 R.H. ATTACHMENT HYDRAULIC KIT (With hose reel)
 KIT IDRAULICO ACCESSORIO DESTRO (Con arrottolatore)

Qté-Menge-Cant-Qty-Q.ta

10 AD

64

M

| | |
|-----------------------|-----------------------|
| 1- M 26-2 S3 E2/E3 | 11- MC 70 PS S3 E2/E3 |
| 2- M 30-2 S3 E2/E3 | 12- M-X 30-4 S3-E3 |
| 3- M 26-4 S3 E2/E3 | 13- M-X 50-4 S3-E3 |
| 4- M 30-4 S3 E2/E3 | 14- M-X 70-2 S3-E3 |
| 5- M 40-4 S3 E2/E3 | 15- |
| 6- M 50-4 S3 E2/E3 | 16- |
| 7- MC 30 S3 E2/E3 | 17- |
| 8- MC 40 PS S3 E2/E3 | 18- |
| 9- MC 50 PS S3 E2/E3 | 19- |
| 10- MC 60 PS S3 E2/E3 | 20- |

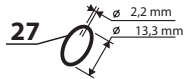
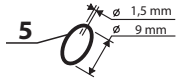
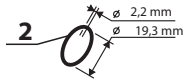
| Rep Hinw Fig Item Rif | Numéro Teil-Nr Numero Part-Nr Part-Nr | Désignation Bezeichnung Descripcion Description Descrizione | | | | | | | | | | | | | | | | | | | | |
|-----------------------------------|---|---|---|---|---|---|---|---|---|---|---|----|----|----|----|----|----|----|----|----|----|----|
| | | | 1 | 2 | 3 | 4 | 5 | 6 | 7 | 8 | 9 | 10 | 11 | 12 | 13 | 14 | 15 | 16 | 17 | 18 | 19 | 20 |
| 36 | 58530 | Vis H,M 8- 45-8.8-ZN8/C Tornillo Vite | - Schraube - Screw - | 1 | 1 | 1 | 1 | | | | 1 | | | | | | | 1 | | | | |
| 50 | 570388 | Kit hydraulique accessoire complet (mât 4,55 m) Kompletter kit zübehör hydraulik (hubmast 4,55 m) Kit hidraulico accesorio completo (mástil 4,55 m) Complete attachment hydraulic kit (mast 4,55 m) Kit idraulico accesorio completo (rampa 4,55 m) | | 1 | 1 | 1 | 1 | | | | 1 | | | | | | | 1 | | | | |
| 51 | 192037 | Raccord rapide femelle Racor rapido hembra Raccordo rapido femmina | - Verschraubung weibl. - Quick female union - | 2 | 2 | 2 | 2 | | | | 2 | | | | | | | 2 | | | | |
| 52 | 241199 | Raccord Racor Raccordo | - Verschraubung - Connection - | 2 | 2 | 2 | 2 | | | | 2 | | | | | | | 2 | | | | |
| 53 | 192039 | Bouchon Tapón Tappo | - Stopfen - Plug - | 2 | 2 | 2 | 2 | | | | 2 | | | | | | | 2 | | | | |

10 AD 65

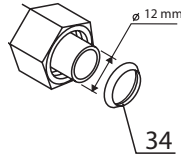
KIT HYDRAULIQUE ACCESSOIRE GAUCHE (Avec enrouleur)
 LINK KIT ZUBEHOR HYDRAULIK (Mit spulerin)
 KIT HIDRAULICO ACCESORIO IZQUIERDO (Con enrollor)
 L.H. ATTACHMENT HYDRAULIC KIT (With hose reel)
 KIT IDRAULICO ACCESSORIO SINISTRO (Con arrotolatore)

M 26-2 S.3 / M 30-2 S.3
M 26-4 S.3 / M 30-4 S.3
MC 30 S.3 / M-X 30-4 S.3

POUR FLEXIBLE ET RACCORD
 FÜR SCHLAUCH UND VERSCHRAUBUNG
 PARA FLEXIBLE Y RACOR
 FOR HOSE AND CONNECTION
 PER FLESSIBILE E RACCORDO



POUR TUBE
 FÜR ROHR - PARA TUBO
 FOR TUBE - PER TUBO



KIT COMPLET, VOIR NOMENCLATURE
 KOMPLETTER KIT, SIEHE STÜCKLISTE
 JUEGO COMPLETO, VER NOMENCLATURA
 COMPLETE KIT, SEE NOMENCLATURE
 KIT COMPLETO, VEDERE NOMENCLATURA

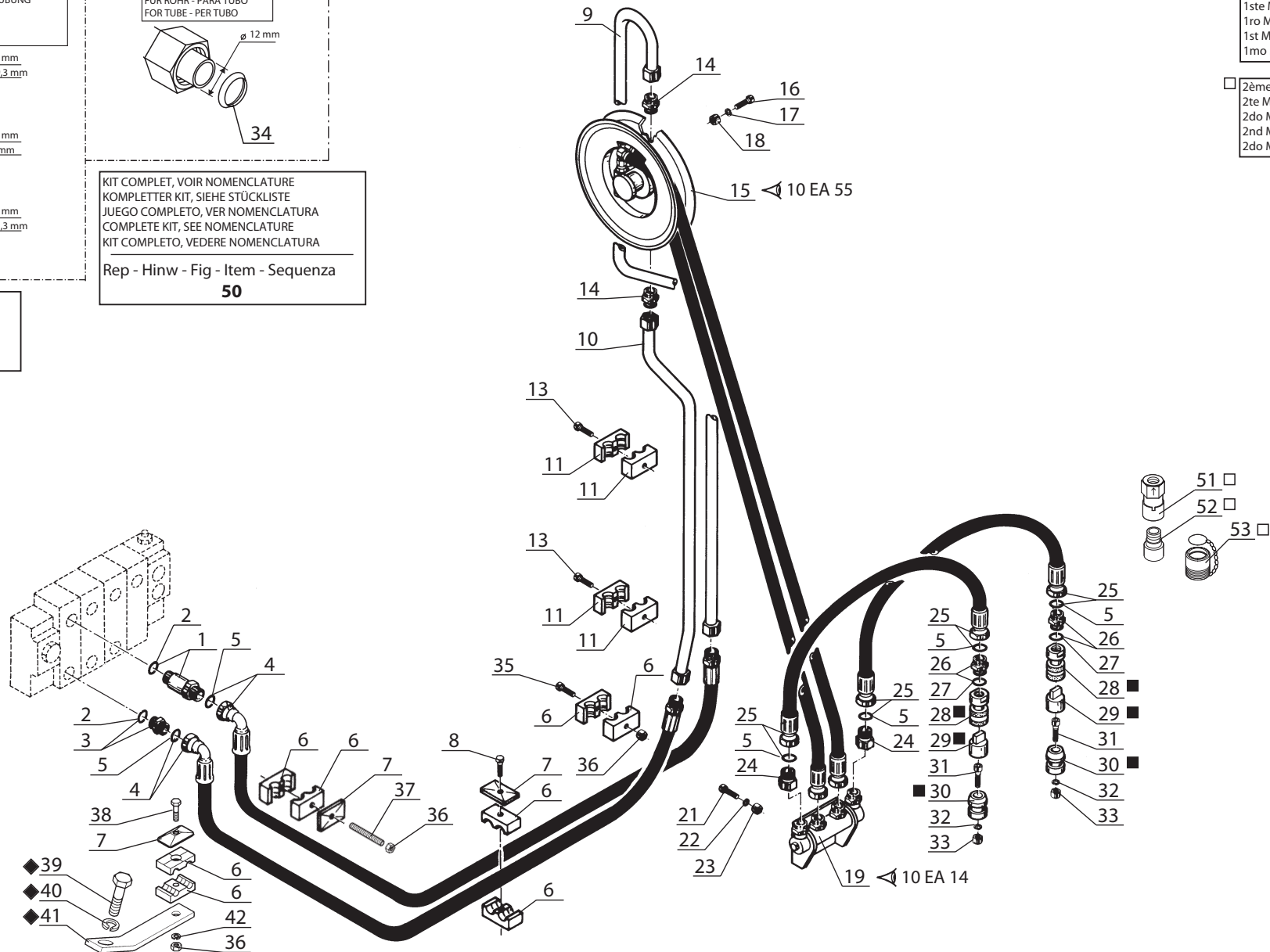
Rep - Hinw - Fig - Item - Sequenza

50

◆ SUIVANT MONTAGE
 NACH MONTAGE
 SEGUN MONTAJE
 AS MOUNTING
 SECONDO MONTAGGIO

■ 1er MONTAGE
 1ste MONTAGE
 1ro MONTAJE
 1st MOUNTING
 1mo MONTAGGIO

□ 2ème MONTAGE
 2te MONTAGE
 2do MONTAJE
 2nd MOUNTING
 2do MONTAGGIO



Catalogue : 647010

1

KIT HYDRAULIQUE ACCESSOIRE GAUCHE (Avec enrouleur)
 LINK KIT ZUBEHOR HYDRAULIK (Mit spulerin)
 KIT HIDRAULICO ACCESORIO IZQUIERDO (Con enrollador)
 L.H. ATTACHMENT HYDRAULIC KIT (With hose reel)
 KIT IDRAULICO ACCESSORIO SINISTRO (Con arrottolatore)

Qté-Menge-Cant-Qty-Q.ta

10 AD

65

M

| | |
|-----------------------|-----------------------|
| 1- M 26-2 S3 E2/E3 | 11- MC 70 PS S3 E2/E3 |
| 2- M 30-2 S3 E2/E3 | 12- M-X 30-4 S3-E3 |
| 3- M 26-4 S3 E2/E3 | 13- M-X 50-4 S3-E3 |
| 4- M 30-4 S3 E2/E3 | 14- M-X 70-2 S3-E3 |
| 5- M 40-4 S3 E2/E3 | 15- |
| 6- M 50-4 S3 E2/E3 | 16- |
| 7- MC 30 S3 E2/E3 | 17- |
| 8- MC 40 PS S3 E2/E3 | 18- |
| 9- MC 50 PS S3 E2/E3 | 19- |
| 10- MC 60 PS S3 E2/E3 | 20- |

| Rep Hinw Fig Item Rif | Numéro Teil-Nr Numero Part-Nr Part-Nr | Désignation Bezeichnung Descripcion Description Descrizione | | | | | | | | | | | | | | | | | | | | |
|-----------------------------------|---|---|---|---|---|---|---|---|---|---|---|----|----|----|----|----|----|----|----|----|----|----|
| | | | 1 | 2 | 3 | 4 | 5 | 6 | 7 | 8 | 9 | 10 | 11 | 12 | 13 | 14 | 15 | 16 | 17 | 18 | 19 | 20 |
| 1 | 168906 | Raccord Union Prolongateur Racor Raccordo | - Verschraubung - Connection - | 1 | 1 | 1 | 1 | | | | 1 | | | | | | | | | | | |
| 2 | 169373 | Joint torique Junta tórica Anello OR | - "0" ring - "0" ring - | X | X | X | X | | | | X | | | | | | | | | | | |
| 3 | 173038 | Raccord Union Racor Raccordo | - Verschraubung - Connection - | 1 | 1 | 1 | 1 | | | | 1 | | | | | | | | | | | |
| 4 | 221294 | Flexible (Lg 2400) Flexible Flessibile | - Schlauch - Hose - | 2 | 2 | 2 | 2 | | | | 2 | | | | | | | | | | | |
| 5 | 190874 | Joint torique Junta tórica Anello OR | - "0" ring - "0" ring - | X | X | X | X | | | | X | | | | | | | | | | | |
| 6 | 168758 | Demi-collier Media abrazadera Fascetta | - Halb-klemme - Half-clamp - | 8 | 8 | 8 | 8 | | | | 8 | | | | | | | | | | | |
| 7 | 168494 | Plaque de protection Placa de protección Piastra di protezione | - Schützplatte - Protection plate - | 3 | 3 | 3 | 3 | | | | 3 | | | | | | | | | | | |
| 8 | 58530 | Vis H,M 8- 45-8.8-ZN8/C Tornillo Vite | - Schraube - Screw - | 1 | 1 | 1 | 1 | | | | 1 | | | | | | | | | | | |
| 9 | 176446 | Tube Tubo Tubo | - Rohr - Tube - | 1 | 1 | 1 | 1 | | | | 1 | | | | | | | | | | | |
| 10 | 176444 | Tube Tubo Tubo | - Rohr - Tube - | 1 | 1 | 1 | 1 | | | | 1 | | | | | | | | | | | |
| 11 | 168844 | Demi-collier Media abrazadera Fascetta | - Halb-klemme - Half-clamp - | 4 | 4 | 4 | 4 | | | | 4 | | | | | | | | | | | |

+

Catalogue : 647010

2

KIT HYDRAULIQUE ACCESSOIRE GAUCHE (Avec enrouleur)
 LINK KIT ZUBEHOR HYDRAULIK (Mit spulerin)
 KIT HIDRAULICO ACCESORIO IZQUIERDO (Con enrollador)
 L.H. ATTACHMENT HYDRAULIC KIT (With hose reel)
 KIT IDRAULICO ACCESSORIO SINISTRO (Con arrottolatore)

Qté-Menge-Cant-Qty-Q.ta

10 AD

65

M

| | | | | | | | | | | |
|-----|----|------|----|-------|-------|-----|------|-------|----|-------|
| 1- | M | 26-2 | S3 | E2/E3 | 11- | MC | 70 | PS | S3 | E2/E3 |
| 2- | M | 30-2 | S3 | E2/E3 | 12- | M-X | 30-4 | S3-E3 | | |
| 3- | M | 26-4 | S3 | E2/E3 | 13- | M-X | 50-4 | S3-E3 | | |
| 4- | M | 30-4 | S3 | E2/E3 | 14- | M-X | 70-2 | S3-E3 | | |
| 5- | M | 40-4 | S3 | E2/E3 | 15- | | | | | |
| 6- | M | 50-4 | S3 | E2/E3 | 16- | | | | | |
| 7- | MC | 30 | S3 | E2/E3 | 17- | | | | | |
| 8- | MC | 40 | PS | S3 | E2/E3 | 18- | | | | |
| 9- | MC | 50 | PS | S3 | E2/E3 | 19- | | | | |
| 10- | MC | 60 | PS | S3 | E2/E3 | 20- | | | | |

| Rep Hinw Fig Item Rif | Numéro Teil-Nr Numero Part-Nr Part-Nr | Désignation Bezeichnung Descripcion Description Descrizione | | | | | | | | | | | | | | | | | | | | |
|-----------------------------------|---|---|--|---|---|---|---|---|---|---|---|----|----|----|----|----|----|----|----|----|----|----|
| | | | 1 | 2 | 3 | 4 | 5 | 6 | 7 | 8 | 9 | 10 | 11 | 12 | 13 | 14 | 15 | 16 | 17 | 18 | 19 | 20 |
| 13 | 7242 | Vis CHc,M 6- 20 zinguée Tornillo Vite | - Schraube - Screw - | 2 | 2 | 2 | 2 | | | | 2 | | | | | | | | | | | |
| 14 | 170385 | Raccord Union Racor Raccordo | - Verschraubung - Connection - | 2 | 2 | 2 | 2 | | | | 2 | | | | | | | | | | | |
| 15 | 160713 | Enrouleur complet Enrollador completo Arrottolatore completo | - Kompletter spulerin - Complete hose reel - | 1 | 1 | 1 | 1 | | | | 1 | | | | | | | | | | | |
| 16 | 63544 | Vis H,M10- 30-8.8-ZN8/C Tornillo Vite | - Schraube - Screw - | 4 | 4 | 4 | 4 | | | | 4 | | | | | | | | | | | |
| 17 | 42232 | Rondelle W10 ZN Arandela Rondella | - Unterlegscheibe - Washer - | 4 | 4 | 4 | 4 | | | | 4 | | | | | | | | | | | |
| 18 | 56354 | Ecrou H ,M10 zingué Tuerca Dado | - Mutter - Nut - | 4 | 4 | 4 | 4 | | | | 4 | | | | | | | | | | | |
| 19 | 160714 | Distributeur complet Kompletter kommandosteuerventil Distribuidor completo Distributore completo | - Complete valve bank - | 1 | 1 | 1 | 1 | | | | 1 | | | | | | | | | | | |
| 21 | 5804 | Vis H,M10- 25-8.8-ZN8/C Tornillo Vite | - Schraube - Screw - | 1 | 1 | 1 | 1 | | | | 1 | | | | | | | | | | | |
| 22 | 42232 | Rondelle W10 ZN Arandela Rondella | - Unterlegscheibe - Washer - | 1 | 1 | 1 | 1 | | | | 1 | | | | | | | | | | | |
| 23 | 56354 | Ecrou H ,M10 zingué Tuerca Dado | - Mutter - Nut - | 1 | 1 | 1 | 1 | | | | 1 | | | | | | | | | | | |
| 24 | 176363 | Raccord Union Racor Raccordo | - Verschraubung - Connection - | 2 | 2 | 2 | 2 | | | | 2 | | | | | | | | | | | |

+

Catalogue : 647010

3

KIT HYDRAULIQUE ACCESSOIRE GAUCHE (Avec enrouleur)
 LINK KIT ZUBEHOR HYDRAULIK (Mit spulerin)
 KIT HIDRAULICO ACCESORIO IZQUIERDO (Con enrollador)
 L.H. ATTACHMENT HYDRAULIC KIT (With hose reel)
 KIT IDRAULICO ACCESSORIO SINISTRO (Con arrottolatore)

Qté-Menge-Cant-Qty-Q.ta

10 AD

65

M

| | | | | | | | | | | |
|-----|----|------|----|-------|-------|-----|------|-------|----|-------|
| 1- | M | 26-2 | S3 | E2/E3 | 11- | MC | 70 | PS | S3 | E2/E3 |
| 2- | M | 30-2 | S3 | E2/E3 | 12- | M-X | 30-4 | S3-E3 | | |
| 3- | M | 26-4 | S3 | E2/E3 | 13- | M-X | 50-4 | S3-E3 | | |
| 4- | M | 30-4 | S3 | E2/E3 | 14- | M-X | 70-2 | S3-E3 | | |
| 5- | M | 40-4 | S3 | E2/E3 | 15- | | | | | |
| 6- | M | 50-4 | S3 | E2/E3 | 16- | | | | | |
| 7- | MC | 30 | S3 | E2/E3 | 17- | | | | | |
| 8- | MC | 40 | PS | S3 | E2/E3 | 18- | | | | |
| 9- | MC | 50 | PS | S3 | E2/E3 | 19- | | | | |
| 10- | MC | 60 | PS | S3 | E2/E3 | 20- | | | | |

| Rep Hinw Fig Item Rif | Numéro Teil-Nr Numero Part-Nr Part-Nr | Désignation Bezeichnung Descripcion Description Descrizione | Qté-Menge-Cant-Qty-Q.ta | | | | | | | | | | | | | | | | | | | |
|-----------------------------------|---|---|---|---|---|---|---|---|---|---|---|----|----|----|----|----|----|----|----|----|----|----|
| | | | 1 | 2 | 3 | 4 | 5 | 6 | 7 | 8 | 9 | 10 | 11 | 12 | 13 | 14 | 15 | 16 | 17 | 18 | 19 | 20 |
| 25 | 171739 | Flexible (Lg 600) Flexible Flessibile | - Schlauch - Hose - | 2 | 2 | 2 | 2 | | | | | | | | | | | | | | | |
| 26 | 167927 | Raccord Union Racor Raccordo | - Verschraubung - Connection - | 2 | 2 | 2 | 2 | | | | | 2 | | | | | | | | | | |
| 27 | 169436 | Joint torique Junta tórica Anello OR | - "0" ring - "0" ring - | X | X | X | X | | | | | X | | | | | | | | | | |
| 28 | 169345 | Raccord rapide femelle Racor rapido hembra Raccordo femina | - siehe 662272 - Quick female union - | 2 | 2 | 2 | 2 | | | | | 2 | | | | | | | | | | |
| 29 | 53310 | Bouchon Tapón Tappo | - Stopfen - Plug - | 2 | 2 | 2 | 2 | | | | | 2 | | | | | | | | | | |
| 30 | 53309 | Embout Tapón Ghiera | - Stopfen - Plug - | 2 | 2 | 2 | 2 | | | | | 2 | | | | | | | | | | |
| 31 | 73208 | Vis CHc,M 8- 20 zinguée Tornillo Vite | - Schraube - Screw - | 2 | 2 | 2 | 2 | | | | | 2 | | | | | | | | | | |
| 32 | 42325 | Rondelle W 8 ZN Arandela Rondella | - Unterlegscheibe - Washer - | 2 | 2 | 2 | 2 | | | | | 2 | | | | | | | | | | |
| 33 | 58528 | Ecrou H ,M 8 ZN Tuerca Dado | - Mutter - Nut - | 2 | 2 | 2 | 2 | | | | | 2 | | | | | | | | | | |
| 34 | 169437 | Joint d'étanchéité Junta de estanqueidad Guarnizione | - Dichtungsring - Seal - | X | X | X | X | | | | | X | | | | | | | | | | |
| 35 | 73208 | Vis CHc,M 8- 20 zinguée Tornillo Vite | - Schraube - Screw - | 1 | 1 | 1 | 1 | | | | | 1 | | | | | | | | | | |

+

Catalogue : 647010

4

KIT HYDRAULIQUE ACCESSOIRE GAUCHE (Avec enrouleur)
 LINK KIT ZUBEHOR HYDRAULIK (Mit spulerin)
 KIT HIDRAULICO ACCESORIO IZQUIERDO (Con enrollador)
 L.H. ATTACHMENT HYDRAULIC KIT (With hose reel)
 KIT IDRAULICO ACCESSORIO SINISTRO (Con arrottolatore)

Qté-Menge-Cant-Qty-Q.ta

10 AD

65

M

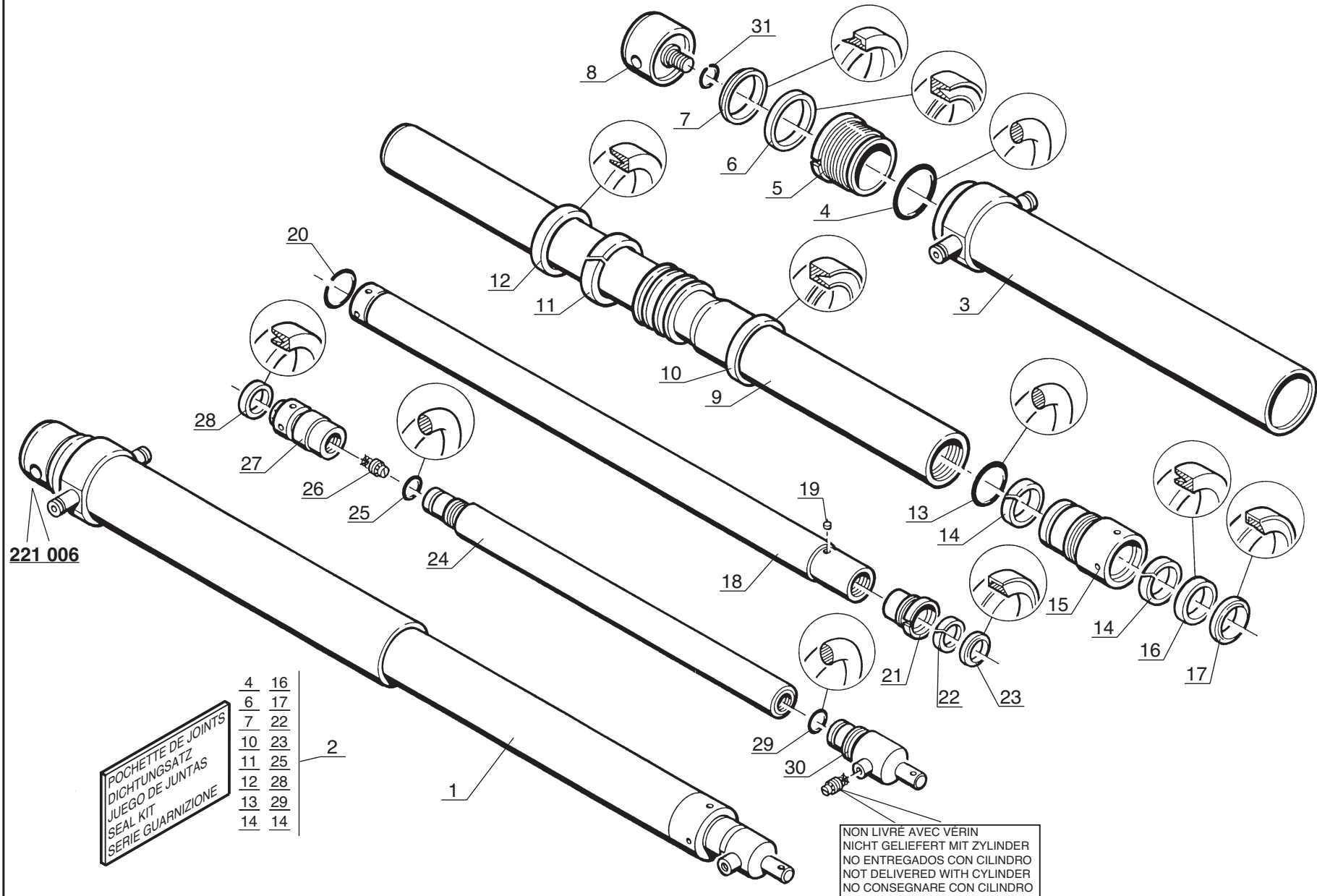
| | | | | | | | | | | |
|-----|----|------|----|-------|-------|-----|------|-------|----|-------|
| 1- | M | 26-2 | S3 | E2/E3 | 11- | MC | 70 | PS | S3 | E2/E3 |
| 2- | M | 30-2 | S3 | E2/E3 | 12- | M-X | 30-4 | S3-E3 | | |
| 3- | M | 26-4 | S3 | E2/E3 | 13- | M-X | 50-4 | S3-E3 | | |
| 4- | M | 30-4 | S3 | E2/E3 | 14- | M-X | 70-2 | S3-E3 | | |
| 5- | M | 40-4 | S3 | E2/E3 | 15- | | | | | |
| 6- | M | 50-4 | S3 | E2/E3 | 16- | | | | | |
| 7- | MC | 30 | S3 | E2/E3 | 17- | | | | | |
| 8- | MC | 40 | PS | S3 | E2/E3 | 18- | | | | |
| 9- | MC | 50 | PS | S3 | E2/E3 | 19- | | | | |
| 10- | MC | 60 | PS | S3 | E2/E3 | 20- | | | | |

| Rep Hinw Fig Item Rif | Numéro Teil-Nr Numero Part-Nr Part-Nr | Désignation Bezeichnung Descripcion Description Descrizione | | | | | | | | | | | | | | | | | | | | |
|-----------------------------------|---|--|---|---|---|---|---|---|---|---|---|----|----|----|----|----|----|----|----|----|----|----|
| | | | 1 | 2 | 3 | 4 | 5 | 6 | 7 | 8 | 9 | 10 | 11 | 12 | 13 | 14 | 15 | 16 | 17 | 18 | 19 | 20 |
| 36 | 58528 | Ecrou H ,M 8 ZN Tuerca Dado | - Mutter - Nut - | 3 | 3 | 3 | 3 | | | | | | | | | | | | | | | |
| 37 | 55475 | Tige filetée M8 (Lg 90) Varilla fileteada Stelo filettato | - Schraubenspindel - Screwed spindle - | 1 | 1 | 1 | 1 | | | | | 1 | | | | | | | | | | |
| 38 | 58533 | Vis H,M 8- 60-8.8-ZN8/C Tornillo Vite | - Schraube - Screw - | 1 | 1 | 1 | 1 | | | | | 1 | | | | | | | | | | |
| 39 | 60482 | Vis H,M16- 30-8.8-ZN8/C Tornillo Vite | - Schraube - Screw - | 1 | 1 | 1 | 1 | | | | | 1 | | | | | | | | | | |
| 40 | 42322 | Rondelle W16 ZN Arandela Rondella | - Unterlegscheibe - Washer - | 1 | 1 | 1 | 1 | | | | | 1 | | | | | | | | | | |
| 41 | 219813 | Support Soporte Supporto | - Träger - Bracket - | 1 | 1 | 1 | 1 | | | | | 1 | | | | | | | | | | |
| 42 | 42325 | Rondelle W 8 ZN Arandela Rondella | - Unterlegscheibe - Washer - | 1 | 1 | 1 | 1 | | | | | 1 | | | | | | | | | | |
| 50 | 570389 | Kit hydraulique accessoire complet Kompletter Zubehor hydraulik kit Kit hidraulico accesorio completo Complete attachment hydraulic kit Kit idraulico accesorio completo | | 1 | 1 | 1 | 1 | | | | | 1 | | | | | | | | | | |
| 51 | 192037 | Raccord rapide femelle Racor rapido hembra Raccordo rapido femmina | - Verschraubung weibl. - Quick female union - | 2 | 2 | 2 | 2 | | | | | 2 | | | | | | | | | | |
| 52 | 241199 | Raccord Racor Raccordo | - Verschraubung - Connection - | 2 | 2 | 2 | 2 | | | | | 2 | | | | | | | | | | |
| 53 | 192039 | Bouchon Tapón Tappo | - Stopfen - Plug - | 2 | 2 | 2 | 2 | | | | | 2 | | | | | | | | | | |

10 CA 107

HYDRAULIQUE (Vérin d'élévation)
 HYDRAULIK (Hubzylinder)
 HIDRAULICO (Cilindro de elevación)
 HYDRAULIC (Lifting cylinder)
 IDRAULICO (Cilindro di sollevamento)

M 26-2 S.3 / M 26-4 S.3



POCHETTE DE JOINTS
 DICHTUNGSATZ
 JUEGO DE JUNTAS
 SEAL KIT
 SERIE GUARNIZIONE

| | |
|----|----|
| 4 | 16 |
| 6 | 17 |
| 7 | 22 |
| 10 | 23 |
| 11 | 25 |
| 12 | 28 |
| 13 | 29 |
| 14 | 14 |

NON LIVRÉ AVEC VÉRIN
 NICHT GELIEFERT MIT ZYLINDER
 NO ENTREGADOS CON CILINDRO
 NOT DELIVERED WITH CYLINDER
 NO CONSEGNARE CON CILINDRO

Catalogue : 647010

Qté-Menge-Cant-Qty-Q.ta | 10 CA 107

M

1

HYDRAULIQUE (Vérin d'élévation)
 HYDRAULIK (Hubzylinder)
 HIDRAULICO (Cilindro de elevación)
 HYDRAULIC (Lifting cylinder)
 IDRAULICO (Cilindro di sollevamento)

- | | |
|-----------------------|-----------------------|
| 1- M 26-2 S3 E2/E3 | 11- MC 70 PS S3 E2/E3 |
| 2- M 30-2 S3 E2/E3 | 12- M-X 30-4 S3-E3 |
| 3- M 26-4 S3 E2/E3 | 13- M-X 50-4 S3-E3 |
| 4- M 30-4 S3 E2/E3 | 14- M-X 70-2 S3-E3 |
| 5- M 40-4 S3 E2/E3 | 15- |
| 6- M 50-4 S3 E2/E3 | 16- |
| 7- MC 30 S3 E2/E3 | 17- |
| 8- MC 40 PS S3 E2/E3 | 18- |
| 9- MC 50 PS S3 E2/E3 | 19- |
| 10- MC 60 PS S3 E2/E3 | 20- |

| Rep Hinw Fig Item Rif | Numéro Teil-Nr Numero Part-Nr Part-Nr | Désignation Bezeichnung Descripcion Description Descrizione | Qté-Menge-Cant-Qty-Q.ta | | | | | | | | | | | | | | | | | | | |
|-----------------------------------|---|--|-------------------------|---|---|---|---|---|---|---|---|----|----|----|----|----|----|----|----|----|----|----|
| | | | 1 | 2 | 3 | 4 | 5 | 6 | 7 | 8 | 9 | 10 | 11 | 12 | 13 | 14 | 15 | 16 | 17 | 18 | 19 | 20 |
| 1 | 221006 | Vérin d'éléva. D:50/75/100mm C:925/1075/700mm Hubzylinder Cilindro de elevación - Lifting cylinder Cilindro di sollevamento - | 1 | | 1 | | | | | | | | | | | | | | | | | |
| 2 | 54426 | Pochette de joints - Dichtungssatz Juego de juntas - Seal kit Kit guarnizióne - | 1 | | 1 | | | | | | | | | | | | | | | | | |
| 3 | 180047 | Corps de vérin - Zylinder körper Cuerpo de cilindro - Cylinder body Corpo di cilindro - | 1 | | 1 | | | | | | | | | | | | | | | | | |
| 4 | 51985 | Joint torique - "0" ring Junta tórica - "0" ring Anello OR - | 1 | | 1 | | | | | | | | | | | | | | | | | |
| 5 | 54441 | Bague de fermeture - Schlussring Anillo de cierre - Fastening ring Anello di chiusura - | 1 | | 1 | | | | | | | | | | | | | | | | | |
| 6 | 51978 | Joint d'étanchéité - Dichtungsring Junta de estanqueidad - Seal Guarnizióne - | 1 | | 1 | | | | | | | | | | | | | | | | | |
| 7 | 491 | Joint d'étanchéité - Dichtungsring Junta de estanqueidad - Seal Guarnizióne - | 1 | | 1 | | | | | | | | | | | | | | | | | |
| 8 | 54439 | Embout de vérin - Zylinderkopf Cabo de cilindro - Ram end tube Ghiera di cilindro - | 1 | | 1 | | | | | | | | | | | | | | | | | |
| 9 | 163652 | Piston de vérin Ø100 mm - Zylinderkolben Pistón de cilindro - Cylinder piston Pistone del cilindro - | 1 | | 1 | | | | | | | | | | | | | | | | | |
| 10 | 51980 | Joint d'étanchéité - Dichtungsring Junta de estanqueidad - Seal Guarnizióne - | 1 | | 1 | | | | | | | | | | | | | | | | | |
| 11 | 54431 | Bague - Büchse Anillo - Bushing Anello - | 1 | | 1 | | | | | | | | | | | | | | | | | |

+

2

Catalogue : 647010

HYDRAULIQUE (Vérin d'élévation)
 HYDRAULIK (Hubzylinder)
 HIDRAULICO (Cilindro de elevación)
 HYDRAULIC (Lifting cylinder)
 IDRAULICO (Cilindro di sollevamento)

Qté-Menge-Cant-Qty-Q.ta

10 CA

107

M

1- M 26-2 S3 E2/E3 11- MC 70 PS S3 E2/E3
 2- M 30-2 S3 E2/E3 12- M-X 30-4 S3-E3
 3- M 26-4 S3 E2/E3 13- M-X 50-4 S3-E3
 4- M 30-4 S3 E2/E3 14- M-X 70-2 S3-E3
 5- M 40-4 S3 E2/E3 15-
 6- M 50-4 S3 E2/E3 16-
 7- MC 30 S3 E2/E3 17-
 8- MC 40 PS S3 E2/E3 18-
 9- MC 50 PS S3 E2/E3 19-
 10- MC 60 PS S3 E2/E3 20-

| Rep Hinw Fig Item Rif | Numéro Teil-Nr Numero Part-Nr Part-Nr | Désignation Bezeichnung Descripcion Description Descrizione | 1 | 2 | 3 | 4 | 5 | 6 | 7 | 8 | 9 | 10 | 11 | 12 | 13 | 14 | 15 | 16 | 17 | 18 | 19 | 20 | |
|-----------------------------------|---|---|---|---|---|---|---|---|---|---|---|----|----|----|----|----|----|----|----|----|----|----|--|
| 12 | 51979 | Joint d'étanchéité Junta de estanqueidad Guarnizióne - Dichtungsring - Seal - | 1 | | 1 | | | | | | | | | | | | | | | | | | |
| 13 | 48384 | Joint torique Junta tórica Anello OR - "0" ring - "0" ring - | 1 | | 1 | | | | | | | | | | | | | | | | | | |
| 14 | 54432 | Bague Anillo Anello - Büchse - Bushing - | 2 | | 2 | | | | | | | | | | | | | | | | | | |
| 15 | 54705 | Bague de fermeture Anillo de cierre Anello di chiusura - Schlussring - Fastening ring - | 1 | | 1 | | | | | | | | | | | | | | | | | | |
| 16 | 51981 | Joint d'étanchéité Junta de estanqueidad Guarnizióne - Dichtungsring - Seal - | 1 | | 1 | | | | | | | | | | | | | | | | | | |
| 17 | 51982 | Joint d'étanchéité Junta de estanqueidad Guarnizióne - Dichtungsring - Seal - | 1 | | 1 | | | | | | | | | | | | | | | | | | |
| 18 | 163653 | Piston de vérin Ø 75 mm Pistón de cilindro Pistone del cilindro - Zylinderkolben - Cylinder piston - | 1 | | 1 | | | | | | | | | | | | | | | | | | |
| 19 | 54708 | Filtre Filtro Filtro - Filter - Filter - | 1 | | 1 | | | | | | | | | | | | | | | | | | |
| 20 | 54438 | Jonc d'arrêt Anillo de parada Giunto - Sprengring - Snap ring - | 1 | | 1 | | | | | | | | | | | | | | | | | | |
| 21 | 54704 | Bague de fermeture Anillo de cierre Anello di chiusura - Schlussring - Fastening ring - | 1 | | 1 | | | | | | | | | | | | | | | | | | |
| 22 | 54433 | Bague Anillo Anello - Büchse - Bushing - | 1 | | 1 | | | | | | | | | | | | | | | | | | |

+

Catalogue : 647010

3

HYDRAULIQUE (Vérin d'élévation)
 HYDRAULIK (Hubzylinder)
 HIDRAULICO (Cilindro de elevación)
 HYDRAULIC (Lifting cylinder)
 IDRAULICO (Cilindro di sollevamento)

Qté-Menge-Cant-Qty-Q.ta

10 CA

107

M

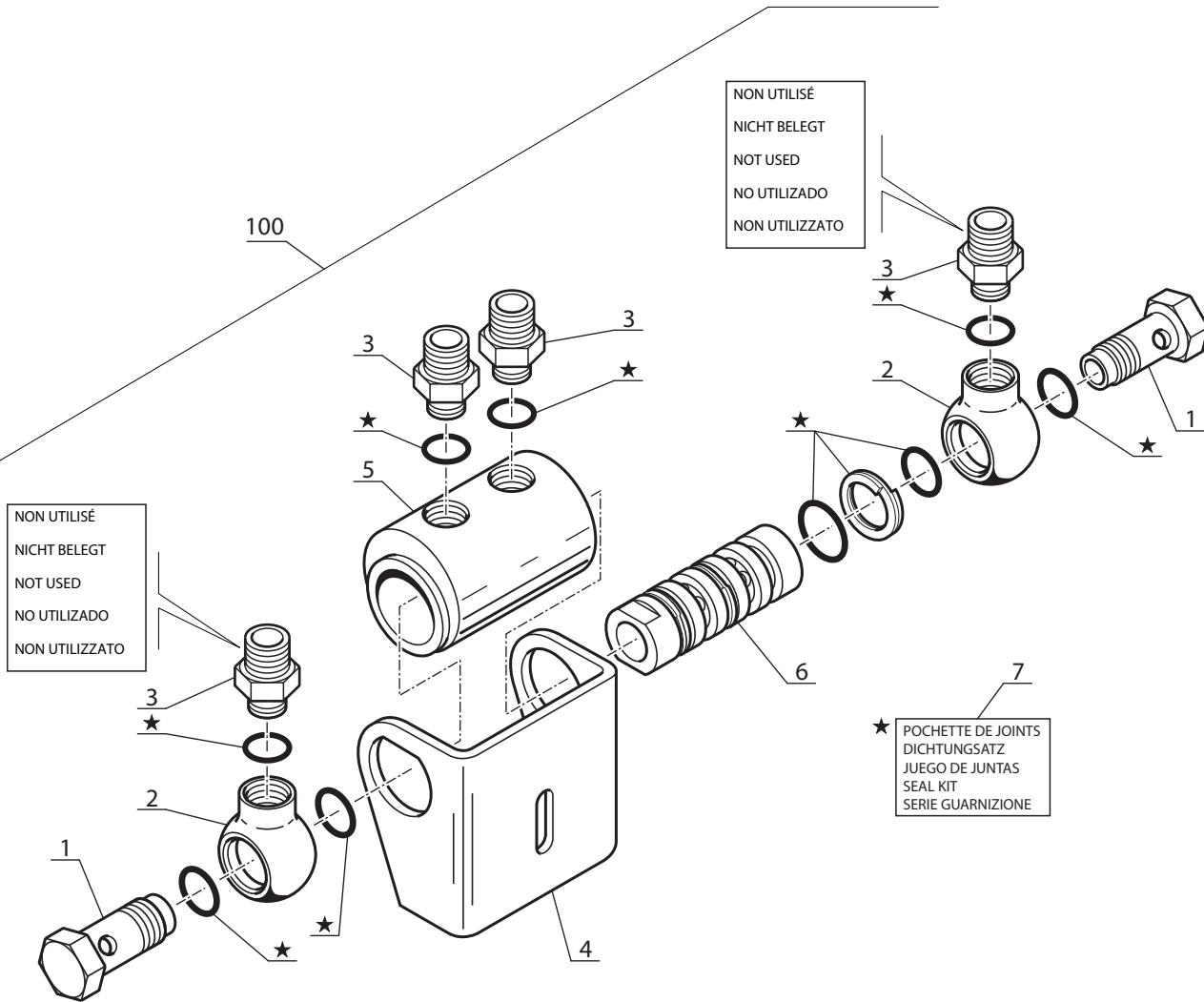
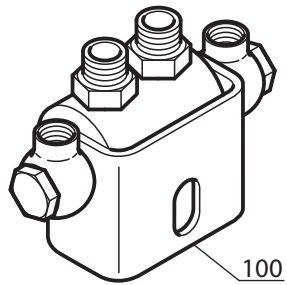
- | | |
|-----------------------|-----------------------|
| 1- M 26-2 S3 E2/E3 | 11- MC 70 PS S3 E2/E3 |
| 2- M 30-2 S3 E2/E3 | 12- M-X 30-4 S3-E3 |
| 3- M 26-4 S3 E2/E3 | 13- M-X 50-4 S3-E3 |
| 4- M 30-4 S3 E2/E3 | 14- M-X 70-2 S3-E3 |
| 5- M 40-4 S3 E2/E3 | 15- |
| 6- M 50-4 S3 E2/E3 | 16- |
| 7- MC 30 S3 E2/E3 | 17- |
| 8- MC 40 PS S3 E2/E3 | 18- |
| 9- MC 50 PS S3 E2/E3 | 19- |
| 10- MC 60 PS S3 E2/E3 | 20- |

| Rep Hinw Fig Item Rif | Numéro Teil-Nr Numero Part-Nr Part-Nr | Désignation Bezeichnung Descripcion Description Descrizione | | | | | | | | | | | | | | | | | | | | |
|-----------------------------------|---|---|--|---|---|---|---|---|---|---|---|----|----|----|----|----|----|----|----|----|----|----|
| | | | 1 | 2 | 3 | 4 | 5 | 6 | 7 | 8 | 9 | 10 | 11 | 12 | 13 | 14 | 15 | 16 | 17 | 18 | 19 | 20 |
| 23 | 54429 | Joint d'étanchéité Junta de estanqueidad Guarnizione | - Dichtungsring - Seal - | 1 | | 1 | | | | | | | | | | | | | | | | |
| 24 | 163654 | Piston de vérin Ø 55 mm Pistón de cilindro Pistone del cilindro | - Zylinderkolben - Cylinder piston - | 1 | | 1 | | | | | | | | | | | | | | | | |
| 25 | 54428 | Joint torique Junta tórica Anello OR | - "0" ring - "0" ring - | 1 | | 1 | | | | | | | | | | | | | | | | |
| 26 | 54706 | Ralentisseur de débit Válvula de restricción Regolatore di flusso | - Druckregler - Flow restrictor - | 1 | | 1 | | | | | | | | | | | | | | | | |
| 27 | 54703 | Bague de guidage Anillo de guía Anello | - Führungsring - Guide ring - | 1 | | 1 | | | | | | | | | | | | | | | | |
| 28 | 54430 | Joint d'étanchéité Junta de estanqueidad Guarnizione | - Dichtungsring - Seal - | 1 | | 1 | | | | | | | | | | | | | | | | |
| 29 | 54427 | Joint torique Junta tórica Anello OR | - "0" ring - "0" ring - | 1 | | 1 | | | | | | | | | | | | | | | | |
| 30 | 180048 | Embout de vérin Cabo de cilindro Ghiera di cilindro | - Zylinderkopf - Ram end tube - | 1 | | 1 | | | | | | | | | | | | | | | | |
| 31 | 563490 | Jonc d'arrêt Anillo de parada Giunto | - Sprengring - Snap ring - | 1 | | 1 | | | | | | | | | | | | | | | | |

10 EA 14

HYDRAULIQUE (Détails)
HYDRAULIK (Einzelteile)
HIDRAULICO (Detalles)
HYDRAULIC (Details)
IDRAULICO (Dettaglio)

M 26-2 S.3 / M 26-4 S.3
M 30-2 S.3 / M 30-4 S.3
M 40-4 S.3 / M 50-4 S.3
MC 40 PS S.3 / MC 50 PS S.3
MC 30 S.3
M-X 30-4 S.3 / M-X 50-4 S.3



Catalogue : 647010

| 1 | HYDRAULIQUE (Détails) HYDRAULIK (Einzelteile) HIDRAULICO (Detalles) HYDRAULIC (Details) IDRAULICO (Dettaglio) | | | Qté-Menge-Cant-Qty-Q.ta | | | | | | | | | | 10 EA | | 14 | | M | | | | | | |
|-----|---|---|---|-------------------------|---|---|---|---|---|---|---|---|----|-------|----|----|----|---|----|----|----|----|----|----|
| | Rep Hinw Fig Item Rif | Numéro Teil-Nr Numero Part-Nr Part-Nr | Désignation Bezeichnung Description Descrizione | 1 | 2 | 3 | 4 | 5 | 6 | 7 | 8 | 9 | 10 | 11 | 12 | 13 | 14 | | 15 | 16 | 17 | 18 | 19 | 20 |
| 1 | 23641 | Vis creuse Tornillo hueco Vite cava | - Hohl schraube - Hollow screw - | 2 | 2 | 2 | 2 | 2 | 2 | 2 | 2 | 2 | | | 2 | 2 | | | | | | | | |
| 2 | 23643 | Raccord banjo Racor banjo Raccordo | - Verschraubung - Banjo connection - | 2 | 2 | 2 | 2 | 2 | 2 | 2 | 2 | 2 | | | 2 | 2 | | | | | | | | |
| 3 | 160988 | Adapteur 3/8" gaz Adaptador Adattatore | - Verbindung - Adaptor - | 4 | 4 | 4 | 4 | 4 | 4 | 4 | 4 | 4 | | | 4 | 4 | | | | | | | | |
| 4 | 23646 | Support Soporte Supporto | - Träger - Bracket - | 1 | 1 | 1 | 1 | 1 | 1 | 1 | 1 | 1 | | | 1 | 1 | | | | | | | | |
| 5 | 23647 | Corps de distributeur Cuerpo de distribuidor Camicia distributore | - Kommandosteuerventil Körper - Valve bank body - | 1 | 1 | 1 | 1 | 1 | 1 | 1 | 1 | 1 | | | 1 | 1 | | | | | | | | |
| 6 | 23642 | Piston distributeur Pistón distribuidor Pistone distributore | - Kolbenschieber - Piston valve - | 1 | 1 | 1 | 1 | 1 | 1 | 1 | 1 | 1 | | | 1 | 1 | | | | | | | | |
| 7 | 23984 | Pochette de joints Juego de juntas Serie guarnizióne | - Dichtungsatz - Seal kit - | 1 | 1 | 1 | 1 | 1 | 1 | 1 | 1 | 1 | | | 1 | 1 | | | | | | | | |
| 100 | 160714 | Distributeur complet Kompletter kommandosteuerventil Distribuidor completo Distributore completo | - Complete valve bank - | 1 | 1 | 1 | 1 | 1 | 1 | 1 | 1 | 1 | | | 1 | 1 | | | | | | | | |

10 EA 55

HYDRAULIQUE (Détails)
HYDRAULIK (Einzelteile)
HIDRAULICO (Detalles)
HYDRAULIC (Details)
IDRAULICO (Dettaglio)

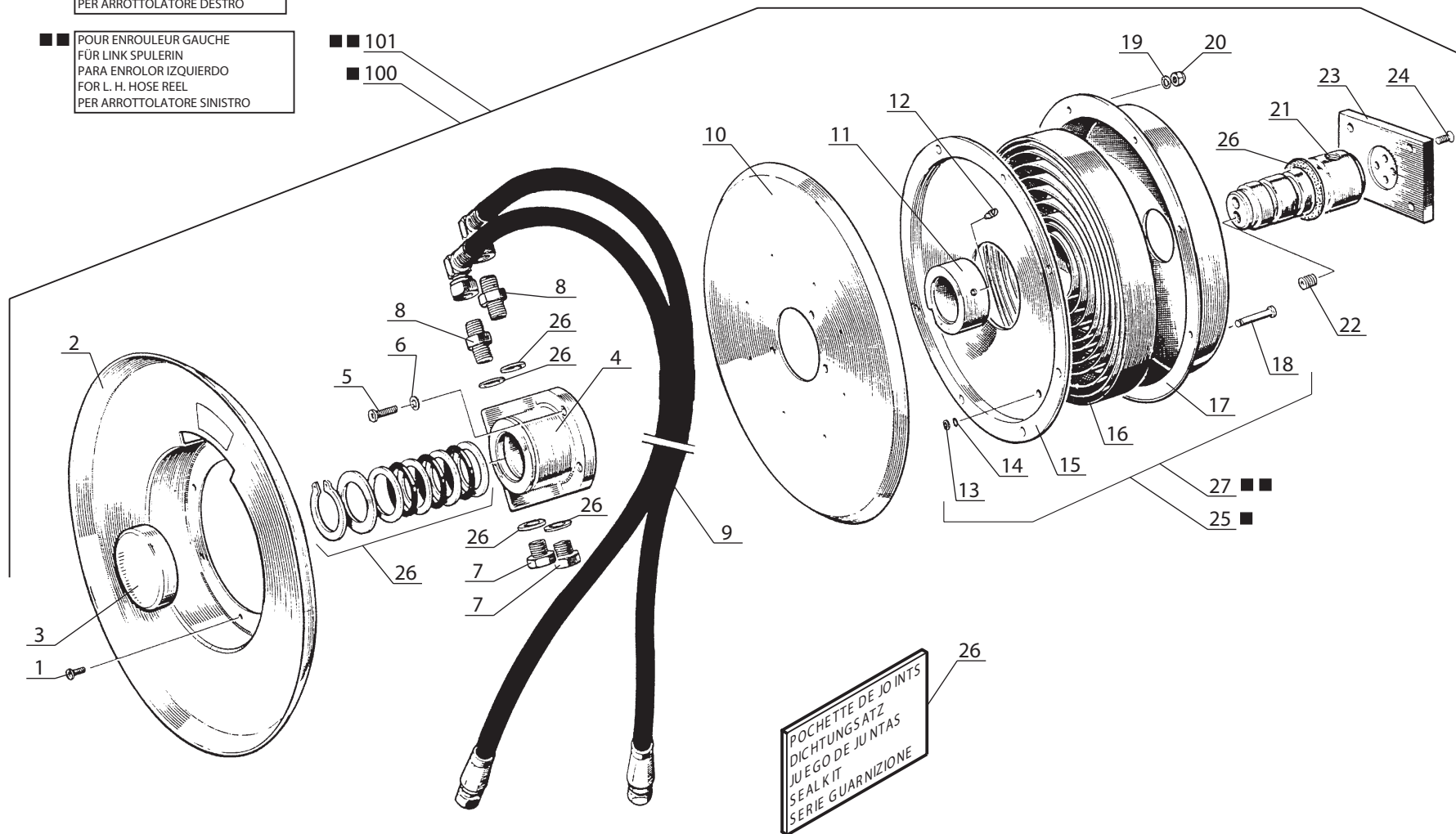
M 26-2 S.3 / M 30-2 S.3
M 26-4 S.3 / M 30-4 S.3
MC 30 S.3 / M-X 30-4 S.3

■ POUR ENROULEUR DROIT
FÜR RECHT SPULERIN
PARA ENROLOR DERECHO
FOR R. H. HOSE REEL
PER ARROTTOLATORE DESTRO

■ ■ POUR ENROULEUR GAUCHE
FÜR LINK SPULERIN
PARA ENROLOR IZQUIERDO
FOR L. H. HOSE REEL
PER ARROTTOLATORE SINISTRO

■ ■ 101

■ 100



Catalogue : 647010

2

HYDRAULIQUE (Détails)
 HYDRAULIK (Einzelteile)
 HIDRAULICO (Detalles)
 HYDRAULIC (Details)
 IDRAULICO (Dettaglio)

Qté-Menge-Cant-Qty-Q.ta

10 EA

55

M

1- M 26-2 S3 E2/E3
 2- M 30-2 S3 E2/E3
 3- M 26-4 S3 E2/E3
 4- M 30-4 S3 E2/E3
 5- M 40-4 S3 E2/E3
 6- M 50-4 S3 E2/E3
 7- MC 30 S3 E2/E3
 8- MC 40 PS S3 E2/E3
 9- MC 50 PS S3 E2/E3
 10- MC 60 PS S3 E2/E3
 11- MC 70 PS S3 E2/E3
 12- M-X 30-4 S3-E3
 13- M-X 50-4 S3-E3
 14- M-X 70-2 S3-E3
 15-
 16-
 17-
 18-
 19-
 20-

| Rep Hinw Fig Item Rif | Número Teil-Nr Numero Part-Nr Part-Nr | Désignation Bezeichnung Descripcion Description Descrizione | 1 | 2 | 3 | 4 | 5 | 6 | 7 | 8 | 9 | 10 | 11 | 12 | 13 | 14 | 15 | 16 | 17 | 18 | 19 | 20 | |
|-----------------------------------|---|---|---|---|---|---|---|---|---|---|---|----|----|----|----|----|----|----|----|----|----|----|--|
| 11 | 23621 | Manchon Manguito Manicotto - Muffe - Coupling - | 1 | 1 | 1 | 1 | | | 1 | | | | | 1 | | | | | | | | | |
| 12 | 23622 | Vis d'arrêt Tornillo de retención Vite d'arresto - Klemmschraube - Dog point screw - | 1 | 1 | 1 | 1 | | | 1 | | | | | 1 | | | | | | | | | |
| 13 | 23610 | Circlips Aro retén Anello elastico - Sicherungsring - Circlip - | 1 | 1 | 1 | 1 | | | 1 | | | | | 1 | | | | | | | | | |
| 14 | 23611 | Joint torique Junta tórica Anello OR - "O" ring - "O" ring - | 1 | 1 | 1 | 1 | | | 1 | | | | | 1 | | | | | | | | | |
| 15 | 23623 | Plateau Placa Piatto - Platte - Plate - | 1 | 1 | 1 | 1 | | | 1 | | | | | 1 | | | | | | | | | |
| 16 | 23629 | Ressort à lames Resorte de láminas Molla a lama - Blattfeder - Plates spring - | 1 | 1 | 1 | 1 | | | 1 | | | | | 1 | | | | | | | | | |
| 17 | 23630 | Carter Cárter Carter - Gehäuse - Housing - | 1 | 1 | 1 | 1 | | | 1 | | | | | 1 | | | | | | | | | |
| 18 | 23632 | Axe Eje Perno - Bolzen - Pin - | 1 | 1 | 1 | 1 | | | 1 | | | | | 1 | | | | | | | | | |
| 19 | 29469 | Rondelle M 6 ZN Arandela Rondella - Unterlegscheibe - Washer - | 8 | 8 | 8 | 8 | | | 8 | | | | | 8 | | | | | | | | | |
| 20 | 23634 | Ecrou Tuerca Dado - Mutter - Nut - | 8 | 8 | 8 | 8 | | | 8 | | | | | 8 | | | | | | | | | |
| 21 | 23635 | Arbre Arbol Albero - Welle - Shaft - | 1 | 1 | 1 | 1 | | | 1 | | | | | 1 | | | | | | | | | |

+

Catalogue : 647010

1

ABAQUE DE CHARGE
 BELASTUNG TABELLE
 ABACO DE CARGA
 LOAD CHART
 DIAGRAMMA DI CARICO

Qté-Menge-Cant-Qty-Q.ta

12 AA

114

M

- | | |
|-----------------------|-----------------------|
| 1- M 26-2 S3 E2/E3 | 11- MC 70 PS S3 E2/E3 |
| 2- M 30-2 S3 E2/E3 | 12- M-X 30-4 S3-E3 |
| 3- M 26-4 S3 E2/E3 | 13- M-X 50-4 S3-E3 |
| 4- M 30-4 S3 E2/E3 | 14- M-X 70-2 S3-E3 |
| 5- M 40-4 S3 E2/E3 | 15- |
| 6- M 50-4 S3 E2/E3 | 16- |
| 7- MC 30 S3 E2/E3 | 17- |
| 8- MC 40 PS S3 E2/E3 | 18- |
| 9- MC 50 PS S3 E2/E3 | 19- |
| 10- MC 60 PS S3 E2/E3 | 20- |

| Rep Hinw Fig Item Rif | Numéro Teil-Nr Numero Part-Nr Part-Nr | Désignation Bezeichnung Descripcion Description Descrizione |
|-----------------------------------|---|--|
| 1 | 182563 | Abaque CM 26/50 4M /5M40 - Belastung tabelle Abaco de carga - Load chart Diagramma di carico - |
| 2 | 163658 | Rivet Ø 3,2 x 8 - Niete Remache - Rivet Rivetto - |

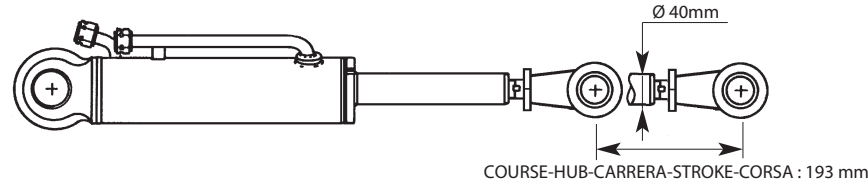
| 1 | 2 | 3 | 4 | 5 | 6 | 7 | 8 | 9 | 10 | 11 | 12 | 13 | 14 | 15 | 16 | 17 | 18 | 19 | 20 | |
|---|---|---|---|---|---|---|---|---|----|----|----|----|----|----|----|----|----|----|----|--|
| 1 | | 1 | | | | | | | | | | | | | | | | | | |
| 4 | | 4 | | | | | | | | | | | | | | | | | | |

INCLINAISON MAT TRIPLE
DREIFACH HUBMAST NEIGUNG
INCLINACION MASTIL TRIPLE
TRIPLE MAST TILTING
INCLINAZIONE RAMPA TRIPLEX

10 CD 41

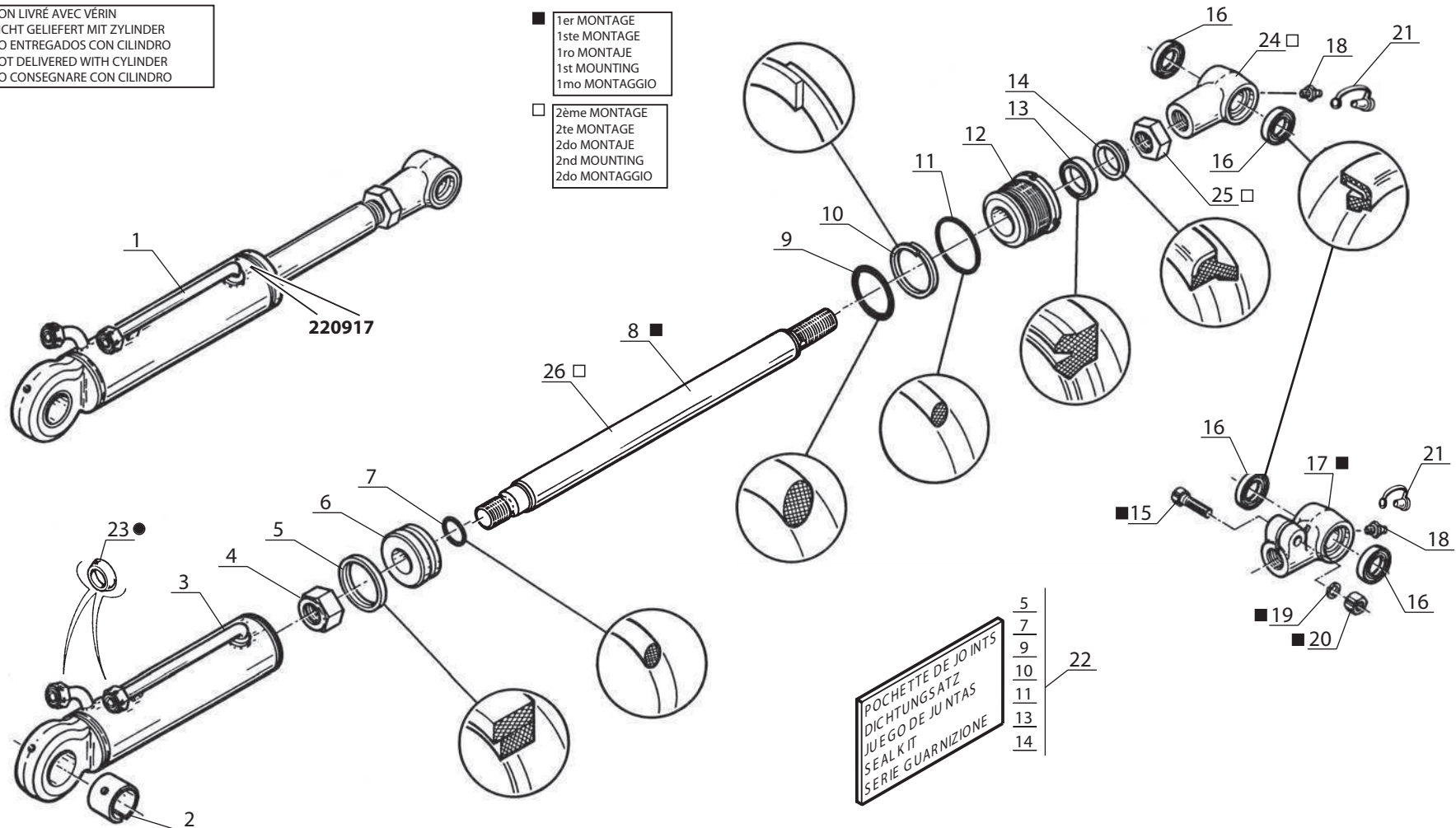
HYDRAULIQUE (Vérin d'inclinaison) (Inclinaison standard 6°/12°)
 HYDRAULIK (Neigungszylinder) (Standard neigung 6°/12°)
 HIDRAULICO (Cilindro de inclinación) (Inclinación estandard 6°/12°)
 HYDRAULIC (Tilting cylinder) (Standard tilting 6°/12°)
 IDRAULICO (Cilindro di inclinazione) (Inclinazione standard 6°/12°)

M 26-2 S.3 / M 30-2 S.3
 M 26-4 S.3 / M 30-4 S.3
 M-X 30-4 S.3



● NON LIVRÉ AVEC VÉRIN
 NICHT GELIEFERT MIT ZYLINDER
 NO ENTREGADOS CON CILINDRO
 NOT DELIVERED WITH CYLINDER
 NO CONSEGNARE CON CILINDRO

- 1er MONTAGE
 1ste MONTAGE
 1ro MONTAJE
 1st MOUNTING
 1mo MONTAGGIO
- 2ème MONTAGE
 2te MONTAGE
 2do MONTAJE
 2nd MOUNTING
 2do MONTAGGIO



Catalogue : 647010

1

HYDRAULIQUE (Vérin d'inclinaison) (Standard 6°/12°)
 HYDRAULIK (Neigungszylinder) (Standard 6°/12°)
 HIDRAULICO (Cilindro de inclinación) (Estandard 6°/12°)
 HYDRAULIC (Tilting cylinder) (Standard 6°/12°)
 IDRAULICO (Cilindro inclinazione) (standard 6°/12°)

Qté-Menge-Cant-Qty-Q.ta

10 CD

41

M

| | | | | | | | | | | |
|-----|----|------|----|-------|-------|-----|------|-------|----|-------|
| 1- | M | 26-2 | S3 | E2/E3 | 11- | MC | 70 | PS | S3 | E2/E3 |
| 2- | M | 30-2 | S3 | E2/E3 | 12- | M-X | 30-4 | S3-E3 | | |
| 3- | M | 26-4 | S3 | E2/E3 | 13- | M-X | 50-4 | S3-E3 | | |
| 4- | M | 30-4 | S3 | E2/E3 | 14- | M-X | 70-2 | S3-E3 | | |
| 5- | M | 40-4 | S3 | E2/E3 | 15- | | | | | |
| 6- | M | 50-4 | S3 | E2/E3 | 16- | | | | | |
| 7- | MC | 30 | S3 | E2/E3 | 17- | | | | | |
| 8- | MC | 40 | PS | S3 | E2/E3 | 18- | | | | |
| 9- | MC | 50 | PS | S3 | E2/E3 | 19- | | | | |
| 10- | MC | 60 | PS | S3 | E2/E3 | 20- | | | | |

| Rep Hinw Fig Item Rif | Número Teil-Nr Numero Part-Nr Part-Nr | Désignation Bezeichnung Descripcion Description Descrizione | 1 | 2 | 3 | 4 | 5 | 6 | 7 | 8 | 9 | 10 | 11 | 12 | 13 | 14 | 15 | 16 | 17 | 18 | 19 | 20 | |
|-----------------------------------|---|--|---|---|---|---|---|---|---|---|---|----|----|----|----|----|----|----|----|----|----|----|--|
| 1 | 220917 | Vérin inclinai. D:40mm C:194mm- Cilindro de inclinación - Cilindro di inclinazione - | | 2 | 2 | 2 | 2 | | | | | | | 2 | | | | | | | | | |
| 2 | 181246 | Bague - Anillo - Anello - | | 1 | 1 | 1 | 1 | | | | | | | 1 | | | | | | | | | |
| 3 | 562138 | Corps de vérin - Cuerpo de cilindro - Corpo di cilindro - | | 1 | 1 | 1 | 1 | | | | | | | 1 | | | | | | | | | |
| 4 | 165292 | Ecrou FR, M30-200 - Tuerca - Dado - | | 1 | 1 | 1 | 1 | | | | | | | 1 | | | | | | | | | |
| 5 | 548126 | Joint d'étanchéité - Junta de estanqueidad - Guarnizione - | | 1 | 1 | 1 | 1 | | | | | | | 1 | | | | | | | | | |
| 6 | 549246 | Piston de vérin - Pistón de cilindro - Pistone del cilindro - | | 1 | 1 | 1 | 1 | | | | | | | 1 | | | | | | | | | |
| 7 | 172830 | Joint torique - Junta tórica - Anello OR - | | 1 | 1 | 1 | 1 | | | | | | | 1 | | | | | | | | | |
| 8 | 603308 | Tige de vérin - Vástago de cilindro - Stelo del cilindro - | | 1 | 1 | 1 | 1 | | | | | | | 1 | | | | | | | | | |
| 9 | 4040 | Joint torique - Junta tórica - Anello OR - | | 1 | 1 | 1 | 1 | | | | | | | 1 | | | | | | | | | |
| 10 | 182268 | Joint anti-extrusion - Junta antiextrusión - Guarnizione anti estrusione - | | 1 | 1 | 1 | 1 | | | | | | | 1 | | | | | | | | | |
| 11 | 161783 | Joint torique - Junta tórica - Anello OR - | | 1 | 1 | 1 | 1 | | | | | | | 1 | | | | | | | | | |

+

2

Catalogue : 647010

HYDRAULIQUE (Vérin d'inclinaison) (Standard 6°/12°)
 HYDRAULIK (Neigungszylinder) (Standard 6°/12°)
 HIDRAULICO (Cilindro de inclinación) (Estandard 6°/12°)
 HYDRAULIC (Tilting cylinder) (Standard 6°/12°)
 IDRAULICO (Cilindro inclinazione) (standard 6°/12°)

Qté-Menge-Cant-Qty-Q.ta

10 CD

41

M

1- M 26-2 S3 E2/E3 11- MC 70 PS S3 E2/E3
 2- M 30-2 S3 E2/E3 12- M-X 30-4 S3-E3
 3- M 26-4 S3 E2/E3 13- M-X 50-4 S3-E3
 4- M 30-4 S3 E2/E3 14- M-X 70-2 S3-E3
 5- M 40-4 S3 E2/E3 15-
 6- M 50-4 S3 E2/E3 16-
 7- MC 30 S3 E2/E3 17-
 8- MC 40 PS S3 E2/E3 18-
 9- MC 50 PS S3 E2/E3 19-
 10- MC 60 PS S3 E2/E3 20-

| Rep Hinw Fig Item Rif | Número Teil-Nr Numero Part-Nr Part-Nr | Désignation Bezeichnung Descripcion Description Descrizione | 1 | 2 | 3 | 4 | 5 | 6 | 7 | 8 | 9 | 10 | 11 | 12 | 13 | 14 | 15 | 16 | 17 | 18 | 19 | 20 | |
|-----------------------------------|---|--|---|------------------------------------|---|---|---|---|---|---|---|----|----|----|----|----|----|----|----|----|----|----|--|
| 12 | 549245 | Bague de fermeture Anillo de cierre Anello di chiusura | - | Schlussring Fastening ring - | 1 | 1 | 1 | 1 | | | | | | 1 | | | | | | | | | |
| 13 | 5316 | Joint d'étanchéité Junta de estanqueidad Guarnizione | - | Dichtungsring Seal - | 1 | 1 | 1 | 1 | | | | | | 1 | | | | | | | | | |
| 14 | 1878 | Joint d'étanchéité Junta de estanqueidad Guarnizione | - | Dichtungsring Seal - | 1 | 1 | 1 | 1 | | | | | | 1 | | | | | | | | | |
| 15 | 58558 | Vis H,M14- 60-8.8-ZN8/C Tornillo Vite | - | Schraube Screw - | 1 | 1 | 1 | 1 | | | | | | 1 | | | | | | | | | |
| 16 | 561269 | Joint d'étanchéité Junta de estanqueidad Guarnizione | - | Dichtungsring Seal - | 2 | 2 | 2 | 2 | | | | | | 2 | | | | | | | | | |
| 17 | 561268 | Embout de vérin d'inclinaison Cabo de cilindro de inclinación Tilt ram end tube Ghiera di cilindro inclinazione | - | Gabelkopf der neigezylinder - | 1 | 1 | 1 | 1 | | | | | | 1 | | | | | | | | | |
| 18 | 269 | Graisseur Engrasador Ingrassatore | - | Schmiernippel Greaser - | 1 | 1 | 1 | 1 | | | | | | 1 | | | | | | | | | |
| 19 | 42256 | Rondelle W14 ZN Arandela Rondella | - | Unterlegscheibe Washer - | 1 | 1 | 1 | 1 | | | | | | 1 | | | | | | | | | |
| 20 | 42324 | Ecrou H ,M14 zingué Tuerca Dado | - | Mutter Nut - | 1 | 1 | 1 | 1 | | | | | | 1 | | | | | | | | | |
| 21 | 192777 | Capuchon Capuchón Cappuccio | - | Kappe Cap - | 1 | 1 | 1 | 1 | | | | | | 1 | | | | | | | | | |
| 22 | 548000 | Pochette de joints Juego de juntas Kit guarnizione | - | Dichtungsatz Seal kit - | 1 | 1 | 1 | 1 | | | | | | 1 | | | | | | | | | |

+

MAT TRIPLE A LEVEE LIBRE TOTALE
DREIFACH HUBMAST TOTAL FREIANSTEIG
MASTIL TRIPLE A LEVANTAMIENTO LIBRE TOTAL
TRIPLE MAST TOTAL FREE LIFT
RAMPA TRIPLEX A LEVATA LIBERA TOTALE

3,70m à / bis / a / to / a 6,00m

Ref : 560 954
à / bis / a / to / a
Ref : 560 961

M 40-4 S3
MC 40 PS S3

Ref : 560 962
à / bis / a / to / a
Ref : 560 969

M 50-4 S3
MC 50 PS S3
M-X 50-4 S3

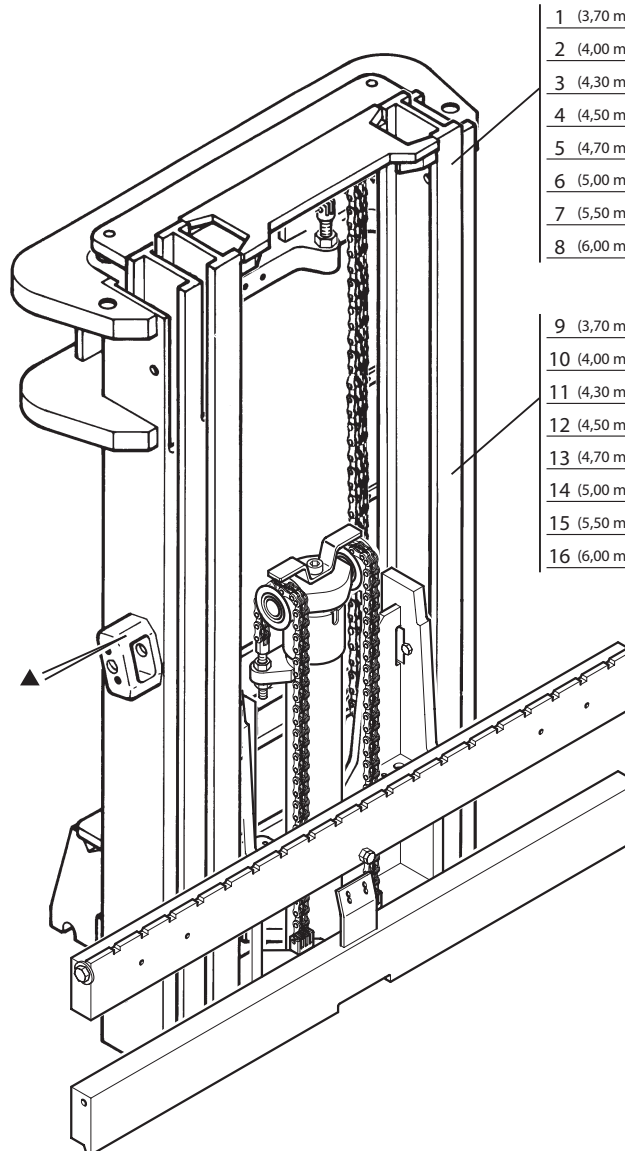
5 AB 71

MAT TRIPLE A LEVEE LIBRE TOTALE (Hauteur de levée : 3,70m a 6,00m)
 DREIFACH HUBMAST TOTAL FREIANSTIEG (Hubhöhe : 3,70m bis 6,00m)
 MASTIL TRIPLE A LEVANTAMIENTO LIBRE TOTALE (Altura de levantamiento : 3,70m a 6,00m)
 TRIPLE MAST TOTAL FREE LIFT (Lift height : 3,70m to 6,00m)
 RAMPA TRIPLEX A LEVATA LIBERA TOTALE (Altezza di sollevamento : 3,70m a 6,00m)

M 40-4 S.3 / M 50-4 S.3
MC 40 PS S.3 / MC 50 PS S.3
M-X 50-4 S.3

▲ N° DE MAT A SPECIFIER POUR TOUTE COMMANDE DE PIECES
 HUBMAST NUMMER ZUGEBEN FÜR ALLE TEILE
 N° DE MASTIL A ESPECIFICAR PARA TODAS PEDIDAS DE PIEZAS
 MAST NUMBER TO SPECIFY FOR ALL PARTS ORDER
 N° CARRELLO DA SPECIFICARE PER TUTTE GLI ORDINI DEL PARTICOLARI

| | 4T | 5T |
|--------|---------|---------|
| 3.70 m | 560 954 | 560 962 |
| 4.00 m | 560 955 | 560 963 |
| 4.30 m | 560 956 | 560 964 |
| 4.50 m | 560 957 | 560 965 |
| 4.70 m | 560 958 | 560 966 |
| 5.00 m | 560 959 | 560 967 |
| 5.50 m | 560 960 | 560 968 |
| 6.00 m | 560 961 | 560 969 |



- 1 (3,70 m)
- 2 (4,00 m)
- 3 (4,30 m)
- 4 (4,50 m)
- 5 (4,70 m)
- 6 (5,00 m)
- 7 (5,50 m)
- 8 (6,00 m)

(4 T) ◀ 5 AB 18 - 5 AB 45 - 5 AC 12 - 10 AC 18
 10 AD 42 - 10 AD 43 - 10 AF 372 - 10 CA 74
 10 CA 75 - 12 AA 87

- 9 (3,70 m)
- 10 (4,00 m)
- 11 (4,30 m)
- 12 (4,50 m)
- 13 (4,70 m)
- 14 (5,00 m)
- 15 (5,50 m)
- 16 (6,00 m)

(5 T) ◀ 5 AB 18 - 5 AB 45 - 5 AC 12 - 10 AC 18
 10 AD 42 - 10 AD 43 - 10 AF 372 - 10 CA 74
 10 CA 75 - 12 AA 87

Catalogue : 647010

Qté-Menge-Cant-Qty-Q.ta

5 AB

71

M

1

MAT TRIPLE A LEVEE LIBRE TOTALE (3,70 m à 6,00 m)
 DREIFACH HUBMAST TOTAL FREIANSTEIG
 MASTIL TRIPLE A LEVANTAMIENTO LIBRE TOTAL
 TRIPLE MAST TOTAL FREE LIFT
 RAMPA TRIPLEX A LEVATA LIBERA TOTALE

- | | |
|-----------------------|-----------------------|
| 1- M 26-2 S3 E2/E3 | 11- MC 70 PS S3 E2/E3 |
| 2- M 30-2 S3 E2/E3 | 12- M-X 30-4 S3-E3 |
| 3- M 26-4 S3 E2/E3 | 13- M-X 50-4 S3-E3 |
| 4- M 30-4 S3 E2/E3 | 14- M-X 70-2 S3-E3 |
| 5- M 40-4 S3 E2/E3 | 15- |
| 6- M 50-4 S3 E2/E3 | 16- |
| 7- MC 30 S3 E2/E3 | 17- |
| 8- MC 40 PS S3 E2/E3 | 18- |
| 9- MC 50 PS S3 E2/E3 | 19- |
| 10- MC 60 PS S3 E2/E3 | 20- |

| Rep Hinw Fig Item Rif | Numéro Teil-Nr Numero Part-Nr Part-Nr | Désignation Bezeichnung Descripcion Description Descrizione | Qté-Menge-Cant-Qty-Q.ta | | | | | | | | | | | | | | | | | | | |
|-----------------------------------|---|--|-------------------------|---|---|---|---|---|---|---|---|----|----|----|----|----|----|----|----|----|----|----|
| | | | 1 | 2 | 3 | 4 | 5 | 6 | 7 | 8 | 9 | 10 | 11 | 12 | 13 | 14 | 15 | 16 | 17 | 18 | 19 | 20 |
| 1 | 560954 | Mât triple à levée libre totale complet (3,70 m) Kompletter dreifach hubmast total freiansteig Mastil triple a levantamiento libre total completo Complete triple mast total free lift Rampa triplex a levata libera totale completa | | | | | 1 | | | | 1 | | | | | | | | | | | |
| 2 | 560955 | Mât triple à levée libre totale complet (4,00 m) Kompletter dreifach hubmast total freiansteig Mastil triple a levantamiento libre total completo Complete triple mast total free lift Rampa triplex a levata libera totale completa | | | | | 1 | | | | 1 | | | | | | | | | | | |
| 3 | 560956 | Mât triple à levée libre totale complet (4,30 m) Kompletter dreifach hubmast total freiansteig Mastil triple a levantamiento libre total completo Complete triple mast total free lift Rampa triplex a levata libera totale completa | | | | | 1 | | | | 1 | | | | | | | | | | | |
| 4 | 560957 | Mât triple à levée libre totale complet (4,50 m) Kompletter dreifach hubmast total freiansteig Mastil triple a levantamiento libre total completo Complete triple mast total free lift Rampa triplex a levata libera totale completa | | | | | 1 | | | | 1 | | | | | | | | | | | |
| 5 | 560958 | Mât triple à levée libre totale complet (4,70 m) Kompletter dreifach hubmast total freiansteig Mastil triple a levantamiento libre total completo Complete triple mast total free lift Rampa triplex a levata libera totale completa | | | | | 1 | | | | 1 | | | | | | | | | | | |
| 6 | 560959 | Mât triple à levée libre totale complet (5,00 m) Kompletter dreifach hubmast total freiansteig Mastil triple a levantamiento libre total completo Complete triple mast total free lift Rampa triplex a levata libera totale completa | | | | | 1 | | | | 1 | | | | | | | | | | | |
| 7 | 560960 | Mât triple à levée libre totale complet (5,50 m) Kompletter dreifach hubmast total freiansteig Mastil triple a levantamiento libre total completo Complete triple mast total free lift Rampa triplex a levata libera totale completa | | | | | 1 | | | | 1 | | | | | | | | | | | |

+

Catalogue : 647010

2

MAT TRIPLE A LEVEE LIBRE TOTALE (3,70 m à 6,00 m)
 DREIFACH HUBMAST TOTAL FREIANSTEIG
 MASTIL TRIPLE A LEVANTAMIENTO LIBRE TOTAL
 TRIPLE MAST TOTAL FREE LIFT
 RAMPA TRIPLEX A LEVATA LIBERA TOTALE

Qté-Menge-Cant-Qty-Q.ta

5 AB

71

M

- | | |
|-----------------------|-----------------------|
| 1- M 26-2 S3 E2/E3 | 11- MC 70 PS S3 E2/E3 |
| 2- M 30-2 S3 E2/E3 | 12- M-X 30-4 S3-E3 |
| 3- M 26-4 S3 E2/E3 | 13- M-X 50-4 S3-E3 |
| 4- M 30-4 S3 E2/E3 | 14- M-X 70-2 S3-E3 |
| 5- M 40-4 S3 E2/E3 | 15- |
| 6- M 50-4 S3 E2/E3 | 16- |
| 7- MC 30 S3 E2/E3 | 17- |
| 8- MC 40 PS S3 E2/E3 | 18- |
| 9- MC 50 PS S3 E2/E3 | 19- |
| 10- MC 60 PS S3 E2/E3 | 20- |

| Rep Hinw Fig Item Rif | Numéro Teil-Nr Numero Part-Nr Part-Nr | Désignation Bezeichnung Descripcion Description Descrizione | 1 | 2 | 3 | 4 | 5 | 6 | 7 | 8 | 9 | 10 | 11 | 12 | 13 | 14 | 15 | 16 | 17 | 18 | 19 | 20 |
|-----------------------------------|---|--|---|---|---|---|---|---|---|---|---|----|----|----|----|----|----|----|----|----|----|----|
| 8 | 560961 | Mât triple à levée libre totale complet (6,00 m) Kompletter dreifach hubmast total freiansteig Mastil triple a levantamiento libre total completo Complete triple mast total free lift Rampa triplex a levata libera totale completa | | | | | 1 | | | 1 | | | | | | | | | | | | |
| 9 | 560962 | Mât triple à levée libre totale complet (3,70 m) Kompletter dreifach hubmast total freiansteig Mastil triple a levantamiento libre total completo Complete triple mast total free lift Rampa triplex a levata libera totale completa | | | | | | 1 | | | 1 | | | | | | | | | | | |
| 10 | 560963 | Mât triple à levée libre totale complet (4,00 m) Kompletter dreifach hubmast total freiansteig Mastil triple a levantamiento libre total completo Complete triple mast total free lift Rampa triplex a levata libera totale completa | | | | | | 1 | | | 1 | | | | | | | | | | | |
| 11 | 560964 | Mât triple à levée libre totale complet (4,30 m) Kompletter dreifach hubmast total freiansteig Mastil triple a levantamiento libre total completo Complete triple mast total free lift Rampa triplex a levata libera totale completa | | | | | | 1 | | | 1 | | | | | | | | | | | |
| 12 | 560965 | Mât triple à levée libre totale complet (4,50 m) Kompletter dreifach hubmast total freiansteig Mastil triple a levantamiento libre total completo Complete triple mast total free lift Rampa triplex a levata libera totale completa | | | | | | 1 | | | 1 | | | | | | | | | | | |
| 13 | 560966 | Mât triple à levée libre totale complet (4,70 m) Kompletter dreifach hubmast total freiansteig Mastil triple a levantamiento libre total completo Complete triple mast total free lift Rampa triplex a levata libera totale completa | | | | | | 1 | | | 1 | | | | | | | | | | | |
| 14 | 560967 | Mât triple à levée libre totale complet (5,00 m) Kompletter dreifach hubmast total freiansteig Mastil triple a levantamiento libre total completo Complete triple mast total free lift Rampa triplex a levata libera totale completa | | | | | | 1 | | | 1 | | | | | | | | | | | |

+

Catalogue : 647010

3

MAT TRIPLE A LEVEE LIBRE TOTALE (3,70 m à 6,00 m)
 DREIFACH HUBMAST TOTAL FREIANSTEIG
 MASTIL TRIPLE A LEVANTAMIENTO LIBRE TOTAL
 TRIPLE MAST TOTAL FREE LIFT
 RAMPA TRIPLEX A LEVATA LIBERA TOTALE

Qté-Menge-Cant-Qty-Q.ta

5 AB

71

M

- | | |
|-----------------------|-----------------------|
| 1- M 26-2 S3 E2/E3 | 11- MC 70 PS S3 E2/E3 |
| 2- M 30-2 S3 E2/E3 | 12- M-X 30-4 S3-E3 |
| 3- M 26-4 S3 E2/E3 | 13- M-X 50-4 S3-E3 |
| 4- M 30-4 S3 E2/E3 | 14- M-X 70-2 S3-E3 |
| 5- M 40-4 S3 E2/E3 | 15- |
| 6- M 50-4 S3 E2/E3 | 16- |
| 7- MC 30 S3 E2/E3 | 17- |
| 8- MC 40 PS S3 E2/E3 | 18- |
| 9- MC 50 PS S3 E2/E3 | 19- |
| 10- MC 60 PS S3 E2/E3 | 20- |

| Rep Hinw Fig Item Rif | Numéro Teil-Nr Numero Part-Nr Part-Nr | Désignation Bezeichnung Descripcion Description Descrizione |
|-----------------------------------|---|--|
| 15 | 560968 | Mât triple à levée libre totale complet (5,50 m) Kompletter dreifach hubmast total freiansteig Mastil triple a levantamiento libre total completo Complete triple mast total free lift Rampa triplex a levata libera totale completa |
| 16 | 560969 | Mât triple à levée libre totale complet (6,00 m) Kompletter dreifach hubmast total freiansteig Mastil triple a levantamiento libre total completo Complete triple mast total free lift Rampa triplex a levata libera totale completa |

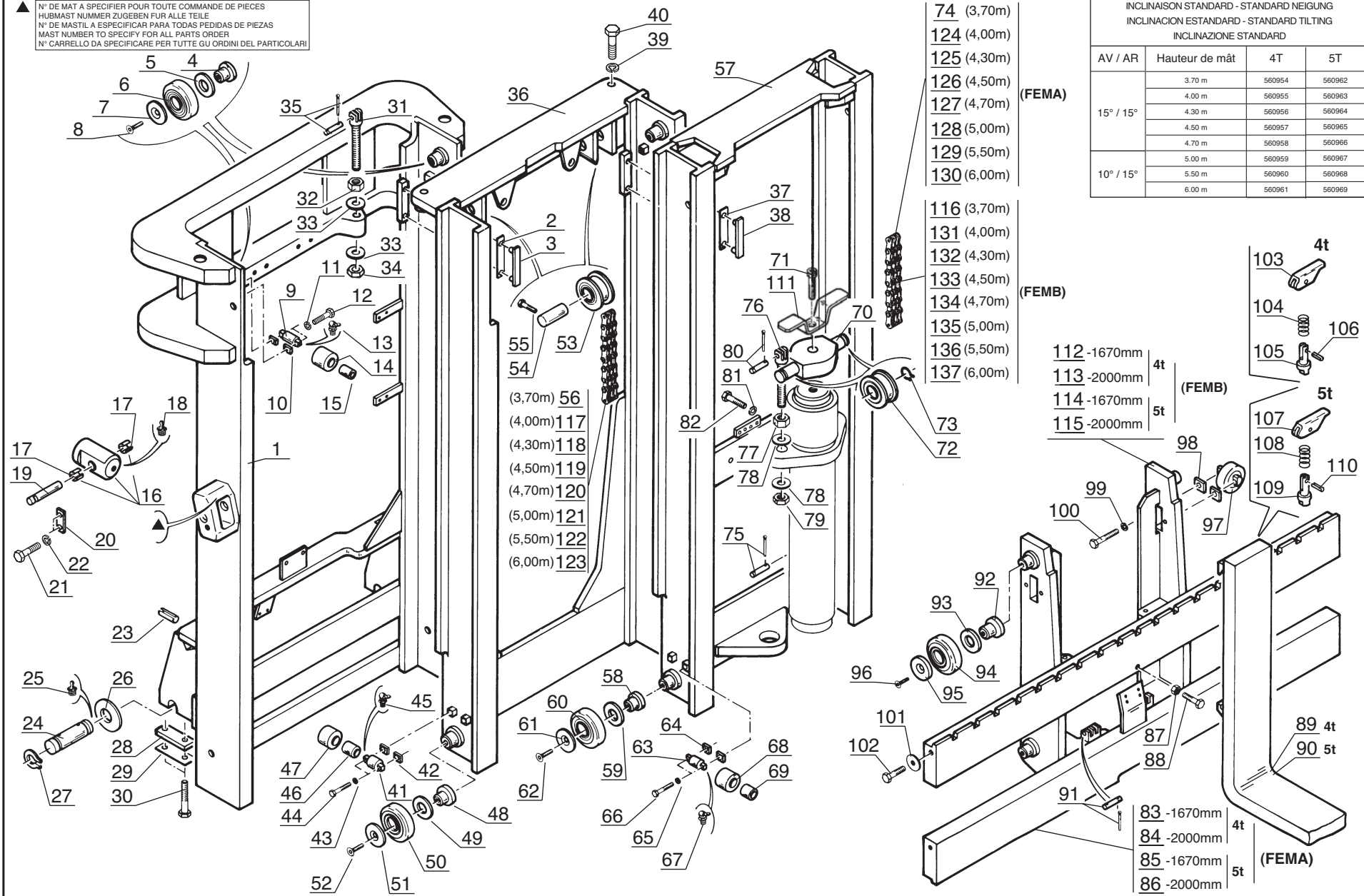
| 1 | 2 | 3 | 4 | 5 | 6 | 7 | 8 | 9 | 10 | 11 | 12 | 13 | 14 | 15 | 16 | 17 | 18 | 19 | 20 |
|---|---|---|---|---|---|---|---|---|----|----|----|----|----|----|----|----|----|----|----|
| | | | | | 1 | | | 1 | | | | | | | | | | | |
| | | | | | | 1 | | 1 | | | | | | | | | | | |

5 AB 18

MAT TRIPLE A LEVEE LIBRE TOTALE (Hauteur de levée : 3,70m a 6,00m)
 DREIFACH HUBMAST TOTAL FREIANSTIEG (Hubhöhe : 3,70m bis 6,00m)
 MASTIL TRIPLE A LEVANTAMIENTO LIBRE TOTALE (Altura de levantamiento : 3,70m a 6,00m)
 TRIPLE MAST TOTAL FREE LIFT (Lift height : 3,70m to 6,00m)
 RAMPA TRIPLEX A LEVATA LIBERA TOTALE (Altezza di sollevamento : 3,70m a 6,00m)

MC 40 PS S.3 / MC 50 PS S.3

▲ N° DE MAT A SPECIFIER POUR TOUTE COMMANDE DE PIECES
 HUBMAST NUMMER ZUGEBEN FÜR ALLE TEILE
 N° DE MASTIL A ESPECIFICAR PARA TODAS PEDIDAS DE PIEZAS
 MAST NUMBER TO SPECIFY FOR ALL PARTS ORDER
 N° CARRELLO DA SPECIFICARE PER TUTTE GLI ORDINI DEL PARTICOLARI



| INCLINAISON STANDARD - STANDARD NEIGUNG | | | |
|--|----------------|--------|--------|
| INCLINACION ESTANDARD - STANDARD TILTING | | | |
| INCLINAZIONE STANDARD | | | |
| AV / AR | Hauteur de mât | 4T | 5T |
| 15° / 15° | 3.70 m | 560954 | 560962 |
| | 4.00 m | 560955 | 560963 |
| | 4.30 m | 560956 | 560964 |
| | 4.50 m | 560957 | 560965 |
| | 4.70 m | 560958 | 560966 |
| 10° / 15° | 5.00 m | 560959 | 560967 |
| | 5.50 m | 560960 | 560968 |
| | 6.00 m | 560961 | 560969 |

(FEMA)

(FEMB)

(FEMB)

(FEMA)

Catalogue : 647010

1

MAT TRIPLE A LEVEE LIBRE TOTALE (3,70 m à 6,00 m)
 DREIFACH HUBMAST TOTAL FREIANSTEIG
 MASTIL TRIPLE A LEVANTAMIENTO LIBRE TOTAL
 TRIPLE MAST TOTAL FREE LIFT
 RAMPA TRIPLEX A LEVATA LIBERA TOTALE

Qté-Menge-Cant-Qty-Q.ta

5 AB

18

M

| | |
|-----------------------|-----------------------|
| 1- M 26-2 S3 E2/E3 | 11- MC 70 PS S3 E2/E3 |
| 2- M 30-2 S3 E2/E3 | 12- M-X 30-4 S3-E3 |
| 3- M 26-4 S3 E2/E3 | 13- M-X 50-4 S3-E3 |
| 4- M 30-4 S3 E2/E3 | 14- M-X 70-2 S3-E3 |
| 5- M 40-4 S3 E2/E3 | 15- |
| 6- M 50-4 S3 E2/E3 | 16- |
| 7- MC 30 S3 E2/E3 | 17- |
| 8- MC 40 PS S3 E2/E3 | 18- |
| 9- MC 50 PS S3 E2/E3 | 19- |
| 10- MC 60 PS S3 E2/E3 | 20- |

| Rep Hinw Fig Item Rif | Numéro Teil-Nr Numero Part-Nr Part-Nr | Désignation Bezeichnung Descripcion Description Descrizione | 1 | 2 | 3 | 4 | 5 | 6 | 7 | 8 | 9 | 10 | 11 | 12 | 13 | 14 | 15 | 16 | 17 | 18 | 19 | 20 |
|-----------------------------------|---|---|---|---|---|---|---|---|---|---|---|----|----|----|----|----|----|----|----|----|----|----|
| 1 | 219321 | Montant fixe (3,70 m) Montante fijo Montante fisso - Aussengerüst - Outer channel - | | | | | | | | | 1 | 1 | | | | | | | | | | |
| 1 | 219322 | Montant fixe (4,00 m) Montante fijo Montante fisso - Aussengerüst - Outer channel - | | | | | | | | | 1 | 1 | | | | | | | | | | |
| 1 | 219323 | Montant fixe (4,30 m) Montante fijo Montante fisso - Aussengerüst - Outer channel - | | | | | | | | | 1 | 1 | | | | | | | | | | |
| 1 | 219324 | Montant fixe (4,50 m) Montante fijo Montante fisso - Aussengerüst - Outer channel - | | | | | | | | | 1 | 1 | | | | | | | | | | |
| 1 | 219325 | Montant fixe (4,70 m) Montante fijo Montante fisso - Aussengerüst - Outer channel - | | | | | | | | | 1 | 1 | | | | | | | | | | |
| 1 | 219326 | Montant fixe (5,00 m) Montante fijo Montante fisso - Aussengerüst - Outer channel - | | | | | | | | | 1 | 1 | | | | | | | | | | |
| 1 | 219327 | Montant fixe (5,50 m) Montante fijo Montante fisso - Aussengerüst - Outer channel - | | | | | | | | | 1 | 1 | | | | | | | | | | |
| 1 | 219328 | Montant fixe (6,00 m) Montante fijo Montante fisso - Aussengerüst - Outer channel - | | | | | | | | | 1 | 1 | | | | | | | | | | |
| 2 | 612332074071 | Cale d'épaisseur 1 mm Cala de espesor Spessore - Ausgleichscheibe - Shim - | | | | | | | | | X | X | | | | | | | | | | |
| 2 | 612342074071 | Cale d'épaisseur 0,5 mm Cala de espesor Spessore - Ausgleichscheibe - Shim - | | | | | | | | | X | X | | | | | | | | | | |
| 3 | 612012074071 | Plaque d'usure Placa de desgaste Piastra du usura - Verschleissplatte - Friction lining side - | | | | | | | | | 2 | 2 | | | | | | | | | | |

+

Catalogue : 647010

2

MAT TRIPLE A LEVEE LIBRE TOTALE (3,70 m à 6,00 m)
 DREIFACH HUBMAST TOTAL FREIANSTEIG
 MASTIL TRIPLE A LEVANTAMIENTO LIBRE TOTAL
 TRIPLE MAST TOTAL FREE LIFT
 RAMPA TRIPLEX A LEVATA LIBERA TOTALE

Qté-Menge-Cant-Qty-Q.ta

5 AB

18

M

| | | | | | | | | | | |
|-----|----|------|----|-------|-------|-----|------|-------|----|-------|
| 1- | M | 26-2 | S3 | E2/E3 | 11- | MC | 70 | PS | S3 | E2/E3 |
| 2- | M | 30-2 | S3 | E2/E3 | 12- | M-X | 30-4 | S3-E3 | | |
| 3- | M | 26-4 | S3 | E2/E3 | 13- | M-X | 50-4 | S3-E3 | | |
| 4- | M | 30-4 | S3 | E2/E3 | 14- | M-X | 70-2 | S3-E3 | | |
| 5- | M | 40-4 | S3 | E2/E3 | 15- | | | | | |
| 6- | M | 50-4 | S3 | E2/E3 | 16- | | | | | |
| 7- | MC | 30 | S3 | E2/E3 | 17- | | | | | |
| 8- | MC | 40 | PS | S3 | E2/E3 | 18- | | | | |
| 9- | MC | 50 | PS | S3 | E2/E3 | 19- | | | | |
| 10- | MC | 60 | PS | S3 | E2/E3 | 20- | | | | |

| Rep Hinw Fig Item Rif | Numéro Teil-Nr Numero Part-Nr Part-Nr | Désignation Bezeichnung Descripcion Description Descrizione |
|-----------------------------------|---|---|
| 4 | 193478 | Axe de galet (A souder) - Rollenachse (Zu schweissen) Eje de rodillo (A soldar) - Roller axle (To weld) Perno rullo (A saldare) - |
| 5 | 161845 | Rondelle SP 40 x 67 x 1 - Unterlegscheibe Arandela - Washer Rondella - |
| 5 | 163341 | Rondelle SP 40 x 67 x 0,5 - Unterlegscheibe Arandela - Washer Rondella - |
| 6 | 192806 | Galet - Rolle Rodillo - Roller Rullo - |
| 7 | 193522 | Rondelle - Unterlegscheibe Arandela - Washer Rondella - |
| 8 | 42412 | Vis FHc,M 8- 20-10.9-ZN8/C - Schraube Tornillo - Screw Vite - |
| 9 | 193895 | Axe de galet - Rollenachse Eje de rodillo - Roller axle Perno di rullo - |
| 10 | 195660 | Cale d'épaisseur 0,5 mm - Ausgleichscheibe Cala de espesor - Shim Spessore - |
| 10 | 201219 | Cale d'épaisseur 1 mm - Ausgleichscheibe Cala de espesor - Shim Spessore - |
| 11 | 29461 | Rondelle W 7 ZN - Unterlegscheibe Arandela - Washer Rondella - |
| 12 | 193893 | Vis H,M 7- 35 zinguée - Schraube Tornillo - Screw Vite - |

| 1 | 2 | 3 | 4 | 5 | 6 | 7 | 8 | 9 | 10 | 11 | 12 | 13 | 14 | 15 | 16 | 17 | 18 | 19 | 20 |
|---|---|---|---|---|---|---|---|---|----|----|----|----|----|----|----|----|----|----|----|
| | | | | | | | | 2 | 2 | | | | | | | | | | |
| | | | | | | | | X | X | | | | | | | | | | |
| | | | | | | | | X | X | | | | | | | | | | |
| | | | | | | | | 2 | 2 | | | | | | | | | | |
| | | | | | | | | 2 | 2 | | | | | | | | | | |
| | | | | | | | | 2 | 2 | | | | | | | | | | |
| | | | | | | | | X | X | | | | | | | | | | |
| | | | | | | | | X | X | | | | | | | | | | |
| | | | | | | | | 4 | 4 | | | | | | | | | | |
| | | | | | | | | 4 | 4 | | | | | | | | | | |

+

Catalogue : 647010

3

MAT TRIPLE A LEVEE LIBRE TOTALE (3,70 m à 6,00 m)
 DREIFACH HUBMAST TOTAL FREIANSTEIG
 MASTIL TRIPLE A LEVANTAMIENTO LIBRE TOTAL
 TRIPLE MAST TOTAL FREE LIFT
 RAMPA TRIPLEX A LEVATA LIBERA TOTALE

Qté-Menge-Cant-Qty-Q.ta

5 AB

18

M

| | | | | | | | | | | |
|-----|----|------|----|-------|-------|-----|------|-------|----|-------|
| 1- | M | 26-2 | S3 | E2/E3 | 11- | MC | 70 | PS | S3 | E2/E3 |
| 2- | M | 30-2 | S3 | E2/E3 | 12- | M-X | 30-4 | S3-E3 | | |
| 3- | M | 26-4 | S3 | E2/E3 | 13- | M-X | 50-4 | S3-E3 | | |
| 4- | M | 30-4 | S3 | E2/E3 | 14- | M-X | 70-2 | S3-E3 | | |
| 5- | M | 40-4 | S3 | E2/E3 | 15- | | | | | |
| 6- | M | 50-4 | S3 | E2/E3 | 16- | | | | | |
| 7- | MC | 30 | S3 | E2/E3 | 17- | | | | | |
| 8- | MC | 40 | PS | S3 | E2/E3 | 18- | | | | |
| 9- | MC | 50 | PS | S3 | E2/E3 | 19- | | | | |
| 10- | MC | 60 | PS | S3 | E2/E3 | 20- | | | | |

| Rep Hinw Fig Item Rif | Numéro Teil-Nr Numero Part-Nr Part-Nr | Désignation Bezeichnung Descripcion Description Descrizione |
|-----------------------------------|---|--|
| 13 | 81362 | Graisseur coudé (M 6 x 100) - Gekrspft schmiernippel Engrasador acodado - Cranked greaser Ingrassatore - |
| 14 | 199429 | Galet - Rolle Rodillo - Roller Rullo - |
| 15 | 192552 | Bague - Büchse Anillo - Bushing Anello - |
| 16 | 219859 | Embout de vérin d'inclinaison - Gabelkopf der neigezylinder Cabo de cilindro de inclinación Tilt ram end tube Ghiera di cilindro inclinazione |
| 17 | 77409 | Bague - Büchse Anillo - Bushing Anello - |
| 18 | 5135 | Graisseur droit (M 10 x 150) - Gerade schmiernippel Engrasador recto - Straight greaser Ingrassatore destro - |
| 19 | 77399 | Axe d'articulation - Gelenkachse Eje de articulación - Articulating pin Perno di articolazione - |
| 20 | 165363 | Plaque de fixation - Befestigung Platte Placa de fijación - Fastening plate Piastra di fissaggio - |
| 21 | 63544 | Vis H,M10- 30-8.8-ZN8/C - Schraube Tornillo - Screw Vite - |
| 22 | 42232 | Rondelle W10 ZN - Unterlegscheibe Arandela - Washer Rondella - |
| 23 | 169074 | Goupille 10 x 25 E - Stift Pasador - Pin Spina - |

| 1 | 2 | 3 | 4 | 5 | 6 | 7 | 8 | 9 | 10 | 11 | 12 | 13 | 14 | 15 | 16 | 17 | 18 | 19 | 20 |
|---|---|---|---|---|---|---|---|---|----|----|----|----|----|----|----|----|----|----|----|
| | | | | | | | | 2 | 2 | | | | | | | | | | |
| | | | | | | | | 2 | 2 | | | | | | | | | | |
| | | | | | | | | 2 | 2 | | | | | | | | | | |
| | | | | | | | | 2 | 2 | | | | | | | | | | |
| | | | | | | | | 4 | 4 | | | | | | | | | | |
| | | | | | | | | 2 | 2 | | | | | | | | | | |
| | | | | | | | | 2 | 2 | | | | | | | | | | |
| | | | | | | | | 4 | 4 | | | | | | | | | | |
| | | | | | | | | 4 | 4 | | | | | | | | | | |
| | | | | | | | | 2 | 2 | | | | | | | | | | |

+

Catalogue : 647010

4

MAT TRIPLE A LEVEE LIBRE TOTALE (3,70 m à 6,00 m)
 DREIFACH HUBMAST TOTAL FREIANSTEIG
 MASTIL TRIPLE A LEVANTAMIENTO LIBRE TOTAL
 TRIPLE MAST TOTAL FREE LIFT
 RAMPA TRIPLEX A LEVATA LIBERA TOTALE

Qté-Menge-Cant-Qty-Q.ta

5 AB

18

M

| | | | | | | | | | | |
|-----|----|------|----|-------|-------|-----|------|-------|----|-------|
| 1- | M | 26-2 | S3 | E2/E3 | 11- | MC | 70 | PS | S3 | E2/E3 |
| 2- | M | 30-2 | S3 | E2/E3 | 12- | M-X | 30-4 | S3-E3 | | |
| 3- | M | 26-4 | S3 | E2/E3 | 13- | M-X | 50-4 | S3-E3 | | |
| 4- | M | 30-4 | S3 | E2/E3 | 14- | M-X | 70-2 | S3-E3 | | |
| 5- | M | 40-4 | S3 | E2/E3 | 15- | | | | | |
| 6- | M | 50-4 | S3 | E2/E3 | 16- | | | | | |
| 7- | MC | 30 | S3 | E2/E3 | 17- | | | | | |
| 8- | MC | 40 | PS | S3 | E2/E3 | 18- | | | | |
| 9- | MC | 50 | PS | S3 | E2/E3 | 19- | | | | |
| 10- | MC | 60 | PS | S3 | E2/E3 | 20- | | | | |

| Rep Hinw Fig Item Rif | Numéro Teil-Nr Numero Part-Nr Part-Nr | Désignation Bezeichnung Descripcion Description Descrizione |
|-----------------------------------|---|---|
| 24 | 180392 | Axe d'articulation - Gelenkachse Eje de articulaci3n - Articulating pin Perno di articolazione - |
| 25 | 5135 | Graisseur droit (M 10 x 150) - Gerade schmiernippel Engrasador recto - Straight greaser Ingrassatore destro - |
| 26 | 181490 | Rondelle SP 46 x 68 x 1,5ZN - Unterlegscheibe Arandela - Washer Rondella - |
| 26 | 181491 | Rondelle SP 46 x 68 x 2,5ZN - Unterlegscheibe Arandela - Washer Rondella - |
| 27 | 2637 | Circlips - Sicherungsring Aro ret3n - Circlip Anello elastico - |
| 28 | 219280 | Plat d'arr3t - Anschlag platte Placa de parada - Stop plate Piatto d'arresto - |
| 29 | 183970 | Plaquette d'arr3t - Anschlag platte Placa de tope - Stop plate Piastrina d'arresto - |
| 30 | 58611 | Vis H,M18- 50 zingu3e - Schraube Tornillo - Screw Vite - |
| 31 | 162848 | Tendeur de cha3ne - Kettenspanner Tensor de cadena - Chain tightener Tenditore catena - |
| 32 | 42817 | Ecrou H ,M20 zingu3e - Mutter Tuerca - Nut Dado - |
| 33 | 197633 | Rondelle HR21 x 40x4 ZN - Unterlegscheibe Arandela - Washer Rondella - |

| 1 | 2 | 3 | 4 | 5 | 6 | 7 | 8 | 9 | 10 | 11 | 12 | 13 | 14 | 15 | 16 | 17 | 18 | 19 | 20 |
|---|---|---|---|---|---|---|---|---|----|----|----|----|----|----|----|----|----|----|----|
| | | | | | | | | 2 | 2 | | | | | | | | | | |
| | | | | | | | | 2 | 2 | | | | | | | | | | |
| | | | | | | | | X | X | | | | | | | | | | |
| | | | | | | | | X | X | | | | | | | | | | |
| | | | | | | | | 4 | 4 | | | | | | | | | | |
| | | | | | | | | 2 | 2 | | | | | | | | | | |
| | | | | | | | | 2 | 2 | | | | | | | | | | |
| | | | | | | | | 4 | 4 | | | | | | | | | | |
| | | | | | | | | 2 | 2 | | | | | | | | | | |
| | | | | | | | | 2 | 2 | | | | | | | | | | |
| | | | | | | | | 4 | 4 | | | | | | | | | | |

+

Catalogue : 647010

5

MAT TRIPLE A LEVEE LIBRE TOTALE (3,70 m à 6,00 m)
 DREIFACH HUBMAST TOTAL FREIANSTEIG
 MASTIL TRIPLE A LEVANTAMIENTO LIBRE TOTAL
 TRIPLE MAST TOTAL FREE LIFT
 RAMPA TRIPLEX A LEVATA LIBERA TOTALE

Qté-Menge-Cant-Qty-Q.ta

5 AB

18

M

| | | | | | | | | | | |
|-----|----|------|----|-------|-------|-----|------|-------|----|-------|
| 1- | M | 26-2 | S3 | E2/E3 | 11- | MC | 70 | PS | S3 | E2/E3 |
| 2- | M | 30-2 | S3 | E2/E3 | 12- | M-X | 30-4 | S3-E3 | | |
| 3- | M | 26-4 | S3 | E2/E3 | 13- | M-X | 50-4 | S3-E3 | | |
| 4- | M | 30-4 | S3 | E2/E3 | 14- | M-X | 70-2 | S3-E3 | | |
| 5- | M | 40-4 | S3 | E2/E3 | 15- | | | | | |
| 6- | M | 50-4 | S3 | E2/E3 | 16- | | | | | |
| 7- | MC | 30 | S3 | E2/E3 | 17- | | | | | |
| 8- | MC | 40 | PS | S3 | E2/E3 | 18- | | | | |
| 9- | MC | 50 | PS | S3 | E2/E3 | 19- | | | | |
| 10- | MC | 60 | PS | S3 | E2/E3 | 20- | | | | |

| Rep Hinw Fig Item Rif | Numéro Teil-Nr Numero Part-Nr Part-Nr | Désignation Bezeichnung Descripcion Description Descrizione |
|-----------------------------------|---|---|
| 34 | 32115 | Ecrou Hm, M20 zingué - Mutter Tuerca - Nut Dado - |
| 35 | 162849 | Axe + 2 goupilles - Bolzen + 2 stift Eje + 2 pasadors - Pin + 2 cotter pin Perno + 2 spina - |
| 36 | 219329 | Montant intermédiaire (3,70 m) - Zwischengerüst Montante intermediario - Intermediate channel Montante intermedio - |
| 36 | 219330 | Montant intermédiaire (4,00 m) - Zwischengerüst Montante intermediario - Intermediate channel Montante intermedio - |
| 36 | 219331 | Montant intermédiaire (4,30 m) - Zwischengerüst Montante intermediario - Intermediate channel Montante intermedio - |
| 36 | 219332 | Montant intermédiaire (4,50 m) - Zwischengerüst Montante intermediario - Intermediate channel Montante intermedio - |
| 36 | 219333 | Montant intermédiaire (4,70 m) - Zwischengerüst Montante intermediario - Intermediate channel Montante intermedio - |
| 36 | 219334 | Montant intermédiaire (5,00 m) - Zwischengerüst Montante intermediario - Intermediate channel Montante intermedio - |
| 36 | 219335 | Montant intermédiaire (5,50 m) - Zwischengerüst Montante intermediario - Intermediate channel Montante intermedio - |
| 36 | 219336 | Montant intermédiaire (6,00 m) - Zwischengerüst Montante intermediario - Intermediate channel Montante intermedio - |
| 37 | 612332074071 | Cale d'épaisseur 1 mm - Ausgleichscheibe Cala de espesor - Shim Spessore - |

| 1 | 2 | 3 | 4 | 5 | 6 | 7 | 8 | 9 | 10 | 11 | 12 | 13 | 14 | 15 | 16 | 17 | 18 | 19 | 20 |
|---|---|---|---|---|---|---|---|---|----|----|----|----|----|----|----|----|----|----|----|
| | | | | | | | | 2 | 2 | | | | | | | | | | |
| | | | | | | | | 2 | 2 | | | | | | | | | | |
| | | | | | | | | 1 | 1 | | | | | | | | | | |
| | | | | | | | | 1 | 1 | | | | | | | | | | |
| | | | | | | | | 1 | 1 | | | | | | | | | | |
| | | | | | | | | 1 | 1 | | | | | | | | | | |
| | | | | | | | | 1 | 1 | | | | | | | | | | |
| | | | | | | | | 1 | 1 | | | | | | | | | | |
| | | | | | | | | 1 | 1 | | | | | | | | | | |
| | | | | | | | | 1 | 1 | | | | | | | | | | |
| | | | | | | | | X | X | | | | | | | | | | |



Catalogue : 647010

6

MAT TRIPLE A LEVEE LIBRE TOTALE (3,70 m à 6,00 m)
 DREIFACH HUBMAST TOTAL FREIANSTEIG
 MASTIL TRIPLE A LEVANTAMIENTO LIBRE TOTAL
 TRIPLE MAST TOTAL FREE LIFT
 RAMPA TRIPLEX A LEVATA LIBERA TOTALE

Qté-Menge-Cant-Qty-Q.ta

5 AB

18

M

| | | | | | | | | | | |
|-----|----|------|----|-------|-------|-----|------|-------|----|-------|
| 1- | M | 26-2 | S3 | E2/E3 | 11- | MC | 70 | PS | S3 | E2/E3 |
| 2- | M | 30-2 | S3 | E2/E3 | 12- | M-X | 30-4 | S3-E3 | | |
| 3- | M | 26-4 | S3 | E2/E3 | 13- | M-X | 50-4 | S3-E3 | | |
| 4- | M | 30-4 | S3 | E2/E3 | 14- | M-X | 70-2 | S3-E3 | | |
| 5- | M | 40-4 | S3 | E2/E3 | 15- | | | | | |
| 6- | M | 50-4 | S3 | E2/E3 | 16- | | | | | |
| 7- | MC | 30 | S3 | E2/E3 | 17- | | | | | |
| 8- | MC | 40 | PS | S3 | E2/E3 | 18- | | | | |
| 9- | MC | 50 | PS | S3 | E2/E3 | 19- | | | | |
| 10- | MC | 60 | PS | S3 | E2/E3 | 20- | | | | |

| Rep Hinw Fig Item Rif | Numéro Teil-Nr Numero Part-Nr Part-Nr | Désignation Bezeichnung Descripcion Description Descrizione |
|-----------------------------------|---|---|
| 37 | 612342074071 | Cale d'épaisseur 0,5 mm Cala de espesor Spessore - Ausgleichscheibe - Shim - |
| 38 | 612012074071 | Plaque d'usure Placa de desgaste Piastra du usura - Verschleissplatte - Friction lining side - |
| 39 | 42231 | Rondelle W12 ZN Arandela Rondella - Unterlegscheibe - Washer - |
| 40 | 497709 | Vis H,M12-150- 60-8.8-ZN8/C Tornillo Vite - Schraube - Screw - |
| 41 | 193895 | Axe de galet Eje de rodillo Perno di rullo - Rollenachse - Roller axle - |
| 42 | 195660 | Cale d'épaisseur 0,5 mm Cala de espesor Spessore - Ausgleichscheibe - Shim - |
| 42 | 201219 | Cale d'épaisseur 1 mm Cala de espesor Spessore - Ausgleichscheibe - Shim - |
| 43 | 29461 | Rondelle W 7 ZN Arandela Rondella - Unterlegscheibe - Washer - |
| 44 | 193893 | Vis H,M 7- 35 zinguée Tornillo Vite - Schraube - Screw - |
| 45 | 81362 | Graisser coudé (M 6 x 100) Engrasador acodado Ingrassatore - Gekröpf schmiernippel - Cranked greaser - |
| 46 | 192552 | Bague Anillo Anello - Büchse - Bushing - |

| 1 | 2 | 3 | 4 | 5 | 6 | 7 | 8 | 9 | 10 | 11 | 12 | 13 | 14 | 15 | 16 | 17 | 18 | 19 | 20 |
|---|---|---|---|---|---|---|---|---|----|----|----|----|----|----|----|----|----|----|----|
| | | | | | | | X | X | | | | | | | | | | | |
| | | | | | | | 2 | 2 | | | | | | | | | | | |
| | | | | | | | 2 | 2 | | | | | | | | | | | |
| | | | | | | | 2 | 2 | | | | | | | | | | | |
| | | | | | | | 4 | 4 | | | | | | | | | | | |
| | | | | | | | X | X | | | | | | | | | | | |
| | | | | | | | X | X | | | | | | | | | | | |
| | | | | | | | 8 | 8 | | | | | | | | | | | |
| | | | | | | | 8 | 8 | | | | | | | | | | | |
| | | | | | | | 4 | 4 | | | | | | | | | | | |
| | | | | | | | 4 | 4 | | | | | | | | | | | |

+

Catalogue : 647010

7

MAT TRIPLE A LEVEE LIBRE TOTALE (3,70 m à 6,00 m)
 DREIFACH HUBMAST TOTAL FREIANSTEIG
 MASTIL TRIPLE A LEVANTAMIENTO LIBRE TOTAL
 TRIPLE MAST TOTAL FREE LIFT
 RAMPA TRIPLEX A LEVATA LIBERA TOTALE

Qté-Menge-Cant-Qty-Q.ta

5 AB

18

M

| | | | | | | | | | | |
|-----|----|------|----|-------|-------|-----|------|-------|----|-------|
| 1- | M | 26-2 | S3 | E2/E3 | 11- | MC | 70 | PS | S3 | E2/E3 |
| 2- | M | 30-2 | S3 | E2/E3 | 12- | M-X | 30-4 | S3-E3 | | |
| 3- | M | 26-4 | S3 | E2/E3 | 13- | M-X | 50-4 | S3-E3 | | |
| 4- | M | 30-4 | S3 | E2/E3 | 14- | M-X | 70-2 | S3-E3 | | |
| 5- | M | 40-4 | S3 | E2/E3 | 15- | | | | | |
| 6- | M | 50-4 | S3 | E2/E3 | 16- | | | | | |
| 7- | MC | 30 | S3 | E2/E3 | 17- | | | | | |
| 8- | MC | 40 | PS | S3 | E2/E3 | 18- | | | | |
| 9- | MC | 50 | PS | S3 | E2/E3 | 19- | | | | |
| 10- | MC | 60 | PS | S3 | E2/E3 | 20- | | | | |

| Rep Hinw Fig Item Rif | Número Teil-Nr Numero Part-Nr Part-Nr | Désignation Bezeichnung Descripcion Description Descrizione | 1 | 2 | 3 | 4 | 5 | 6 | 7 | 8 | 9 | 10 | 11 | 12 | 13 | 14 | 15 | 16 | 17 | 18 | 19 | 20 |
|-----------------------------------|---|---|---|---|---|---|---|---|---|---|---|----|----|----|----|----|----|----|----|----|----|----|
| 47 | 199429 | Galet - Rolle Rodillo - Roller Rullo - | | | | | | | | 4 | 4 | | | | | | | | | | | |
| 48 | 193478 | Axe de galet (A souder) - Rollenachse (Zu schweissen) Eje de rodillo (A soldar) - Roller axle (To weld) Perno rullo (A saldare) - | | | | | | | | 4 | 4 | | | | | | | | | | | |
| 49 | 161845 | Rondelle SP 40 x 67 x 1 - Unterlegscheibe Arandela - Washer Rondella - | | | | | | | | X | X | | | | | | | | | | | |
| 49 | 163341 | Rondelle SP 40 x 67 x 0,5 - Unterlegscheibe Arandela - Washer Rondella - | | | | | | | | X | X | | | | | | | | | | | |
| 50 | 192806 | Galet - Rolle Rodillo - Roller Rullo - | | | | | | | | 4 | 4 | | | | | | | | | | | |
| 51 | 193522 | Rondelle - Unterlegscheibe Arandela - Washer Rondella - | | | | | | | | 4 | 4 | | | | | | | | | | | |
| 52 | 42412 | Vis FHc,M 8- 20-10.9-ZN8/C - Schraube Tornillo - Screw Vite - | | | | | | | | 4 | 4 | | | | | | | | | | | |
| 53 | 266719 | Galet de chaîne - Kettenrolle Rodillo de cadena - Chain roller Rullo catena - | | | | | | | | 2 | 2 | | | | | | | | | | | |
| 54 | 193715 | Axe de galet - Rollenachse Eje de rodillo - Roller axle Perno di rullo - | | | | | | | | 2 | 2 | | | | | | | | | | | |
| 55 | 58535 | Vis H,M10- 40-8.8-ZN8/C - Schraube Tornillo - Screw Vite - | | | | | | | | 2 | 2 | | | | | | | | | | | |
| 56 | 4954 | Chaîne (73 Maillons) - Kette (73 Glied) Cadena (73 Eslabón) - Chain (73 Link) Catena (73 Maglie) - | | | | | | | | 2 | 2 | | | | | | | | | | | |

+

Catalogue : 647010

8

MAT TRIPLE A LEVEE LIBRE TOTALE (3,70 m à 6,00 m)
 DREIFACH HUBMAST TOTAL FREIANSTEIG
 MASTIL TRIPLE A LEVANTAMIENTO LIBRE TOTAL
 TRIPLE MAST TOTAL FREE LIFT
 RAMPA TRIPLEX A LEVATA LIBERA TOTALE

Qté-Menge-Cant-Qty-Q.ta

5 AB

18

M

- | | |
|-----------------------|-----------------------|
| 1- M 26-2 S3 E2/E3 | 11- MC 70 PS S3 E2/E3 |
| 2- M 30-2 S3 E2/E3 | 12- M-X 30-4 S3-E3 |
| 3- M 26-4 S3 E2/E3 | 13- M-X 50-4 S3-E3 |
| 4- M 30-4 S3 E2/E3 | 14- M-X 70-2 S3-E3 |
| 5- M 40-4 S3 E2/E3 | 15- |
| 6- M 50-4 S3 E2/E3 | 16- |
| 7- MC 30 S3 E2/E3 | 17- |
| 8- MC 40 PS S3 E2/E3 | 18- |
| 9- MC 50 PS S3 E2/E3 | 19- |
| 10- MC 60 PS S3 E2/E3 | 20- |

| Rep Hinw Fig Item Rif | Numéro Teil-Nr Numero Part-Nr Part-Nr | Désignation Bezeichnung Descripcion Description Descrizione | Qté-Menge-Cant-Qty-Q.ta | | | | | | | | | | | | | | | | | | | |
|-----------------------------------|---|---|-------------------------|---|---|---|---|---|---|---|---|----|----|----|----|----|----|----|----|----|----|----|
| | | | 1 | 2 | 3 | 4 | 5 | 6 | 7 | 8 | 9 | 10 | 11 | 12 | 13 | 14 | 15 | 16 | 17 | 18 | 19 | 20 |
| 57 | 219337 | Montant intérieur (3,70 m) Montante interior Montante interiore | - | - | - | - | - | - | - | - | 1 | 1 | | | | | | | | | | |
| 57 | 219338 | Montant intérieur (4,00 m) Montante interior Montante interiore | - | - | - | - | - | - | - | - | 1 | 1 | | | | | | | | | | |
| 57 | 219339 | Montant intérieur (4,30 m) Montante interior Montante interiore | - | - | - | - | - | - | - | - | 1 | 1 | | | | | | | | | | |
| 57 | 219340 | Montant intérieur (4,50 m) Montante interior Montante interiore | - | - | - | - | - | - | - | - | 1 | 1 | | | | | | | | | | |
| 57 | 219341 | Montant intérieur (4,70 m) Montante interior Montante interiore | - | - | - | - | - | - | - | - | 1 | 1 | | | | | | | | | | |
| 57 | 219342 | Montant intérieur (5,00 m) Montante interior Montante interiore | - | - | - | - | - | - | - | - | 1 | 1 | | | | | | | | | | |
| 57 | 219343 | Montant intérieur (5,50 m) Montante interior Montante interiore | - | - | - | - | - | - | - | - | 1 | 1 | | | | | | | | | | |
| 57 | 219344 | Montant intérieur (6,00 m) Montante interior Montante interiore | - | - | - | - | - | - | - | - | 1 | 1 | | | | | | | | | | |
| 58 | 193478 | Axe de galet (A souder) Eje de rodillo (A soldar) Perno rullo (A saldare) | - | - | - | - | - | - | - | - | 2 | 2 | | | | | | | | | | |
| 59 | 161845 | Rondelle SP 40 x 67 x 1 Arandela Rondella | - | - | - | - | - | - | - | - | X | X | | | | | | | | | | |
| 59 | 163341 | Rondelle SP 40 x 67 x 0,5 Arandela Rondella | - | - | - | - | - | - | - | - | X | X | | | | | | | | | | |

+

Catalogue : 647010

9

MAT TRIPLE A LEVEE LIBRE TOTALE (3,70 m à 6,00 m)
 DREIFACH HUBMAST TOTAL FREIANSTEIG
 MASTIL TRIPLE A LEVANTAMIENTO LIBRE TOTAL
 TRIPLE MAST TOTAL FREE LIFT
 RAMPA TRIPLEX A LEVATA LIBERA TOTALE

Qté-Menge-Cant-Qty-Q.ta

5 AB

18

M

| | | | | | | | | | | |
|-----|----|------|----|-------|-------|-----|------|-------|----|-------|
| 1- | M | 26-2 | S3 | E2/E3 | 11- | MC | 70 | PS | S3 | E2/E3 |
| 2- | M | 30-2 | S3 | E2/E3 | 12- | M-X | 30-4 | S3-E3 | | |
| 3- | M | 26-4 | S3 | E2/E3 | 13- | M-X | 50-4 | S3-E3 | | |
| 4- | M | 30-4 | S3 | E2/E3 | 14- | M-X | 70-2 | S3-E3 | | |
| 5- | M | 40-4 | S3 | E2/E3 | 15- | | | | | |
| 6- | M | 50-4 | S3 | E2/E3 | 16- | | | | | |
| 7- | MC | 30 | S3 | E2/E3 | 17- | | | | | |
| 8- | MC | 40 | PS | S3 | E2/E3 | 18- | | | | |
| 9- | MC | 50 | PS | S3 | E2/E3 | 19- | | | | |
| 10- | MC | 60 | PS | S3 | E2/E3 | 20- | | | | |

| Rep Hinw Fig Item Rif | Número Teil-Nr Numero Part-Nr Part-Nr | Désignation Bezeichnung Descripcion Description Descrizione |
|-----------------------------------|---|--|
| 60 | 192806 | Galet - Rolle Rodillo - Roller Rullo - |
| 61 | 193522 | Rondelle - Unterlegscheibe Arandela - Washer Rondella - |
| 62 | 42412 | Vis FHC,M 8- 20-10.9-ZN8/C - Schraube Tornillo - Screw Vite - |
| 63 | 193895 | Axe de galet - Rollenachse Eje de rodillo - Roller axle Perno di rullo - |
| 64 | 195660 | Cale d'épaisseur 0,5 mm - Ausgleichscheibe Cala de espesor - Shim Spessore - |
| 64 | 201219 | Cale d'épaisseur 1 mm - Ausgleichscheibe Cala de espesor - Shim Spessore - |
| 65 | 29461 | Rondelle W 7 ZN - Unterlegscheibe Arandela - Washer Rondella - |
| 66 | 193893 | Vis H,M 7- 35 zinguée - Schraube Tornillo - Screw Vite - |
| 67 | 81362 | Graisneur coudé (M 6 x 100) - Gekrspft schmiernippel Engrasador acodado - Cranked greaser Ingrassatore - |
| 68 | 199429 | Galet - Rolle Rodillo - Roller Rullo - |
| 69 | 192552 | Bague - Büchse Anillo - Bushing Anello - |

| 1 | 2 | 3 | 4 | 5 | 6 | 7 | 8 | 9 | 10 | 11 | 12 | 13 | 14 | 15 | 16 | 17 | 18 | 19 | 20 |
|---|---|---|---|---|---|---|---|---|----|----|----|----|----|----|----|----|----|----|----|
| | | | | | | | | 2 | 2 | | | | | | | | | | |
| | | | | | | | | 2 | 2 | | | | | | | | | | |
| | | | | | | | | 2 | 2 | | | | | | | | | | |
| | | | | | | | | 2 | 2 | | | | | | | | | | |
| | | | | | | | | X | X | | | | | | | | | | |
| | | | | | | | | X | X | | | | | | | | | | |
| | | | | | | | | 4 | 4 | | | | | | | | | | |
| | | | | | | | | 4 | 4 | | | | | | | | | | |
| | | | | | | | | 2 | 2 | | | | | | | | | | |
| | | | | | | | | 2 | 2 | | | | | | | | | | |

+

Catalogue : 647010

10

MAT TRIPLE A LEVEE LIBRE TOTALE (3,70 m à 6,00 m)
 DREIFACH HUBMAST TOTAL FREIANSTEIG
 MASTIL TRIPLE A LEVANTAMIENTO LIBRE TOTAL
 TRIPLE MAST TOTAL FREE LIFT
 RAMPA TRIPLEX A LEVATA LIBERA TOTALE

Qté-Menge-Cant-Qty-Q.ta

5 AB

18

M

| | | | | | | | | | | |
|-----|----|------|----|-------|-------|-----|------|-------|----|-------|
| 1- | M | 26-2 | S3 | E2/E3 | 11- | MC | 70 | PS | S3 | E2/E3 |
| 2- | M | 30-2 | S3 | E2/E3 | 12- | M-X | 30-4 | S3-E3 | | |
| 3- | M | 26-4 | S3 | E2/E3 | 13- | M-X | 50-4 | S3-E3 | | |
| 4- | M | 30-4 | S3 | E2/E3 | 14- | M-X | 70-2 | S3-E3 | | |
| 5- | M | 40-4 | S3 | E2/E3 | 15- | | | | | |
| 6- | M | 50-4 | S3 | E2/E3 | 16- | | | | | |
| 7- | MC | 30 | S3 | E2/E3 | 17- | | | | | |
| 8- | MC | 40 | PS | S3 | E2/E3 | 18- | | | | |
| 9- | MC | 50 | PS | S3 | E2/E3 | 19- | | | | |
| 10- | MC | 60 | PS | S3 | E2/E3 | 20- | | | | |

| Rep Hinw Fig Item Rif | Numéro Teil-Nr Numero Part-Nr Part-Nr | Désignation Bezeichnung Descripcion Description Descrizione | 1 | 2 | 3 | 4 | 5 | 6 | 7 | 8 | 9 | 10 | 11 | 12 | 13 | 14 | 15 | 16 | 17 | 18 | 19 | 20 | |
|-----------------------------------|---|---|---|---|---|---|---|---|---|---|---|----|----|----|----|----|----|----|----|----|----|----|--|
| 70 | 219299 | Tête de vérin Cabeza de cilindro Testa cilindro | | | | | | | | | 1 | 1 | | | | | | | | | | | |
| 71 | 211805 | Vis CHc,M20- 70-12.9-ZN8/C Tornillo Vite | | | | | | | | | 1 | 1 | | | | | | | | | | | |
| 72 | 266719 | Galet de chaîne Rodillo de cadena Rullo catena | | | | | | | | | 2 | 2 | | | | | | | | | | | |
| 73 | 7519 | Circlips Aro retén Anello elastico | | | | | | | | | 2 | 2 | | | | | | | | | | | |
| 74 | 191885 | Chaîne (45 Maillons) Cadena (45 Eslabón) Catena (45 Maglie) | | | | | | | | | 2 | 2 | | | | | | | | | | | |
| 75 | 162849 | Axe + 2 goupilles Eje + 2 pasadors Perno + 2 spina | | | | | | | | | 2 | 2 | | | | | | | | | | | |
| 76 | 162848 | Tendeur de chaîne Tensor de cadena Tenditore catena | | | | | | | | | 2 | 2 | | | | | | | | | | | |
| 77 | 42817 | Ecrou H ,M20 zingué Tuerca Dado | | | | | | | | | 2 | 2 | | | | | | | | | | | |
| 78 | 197633 | Rondelle HR21 x 40x4 ZN Arandela Rondella | | | | | | | | | 4 | 4 | | | | | | | | | | | |
| 79 | 32115 | Ecrou Hm, M20 zingué Tuerca Dado | | | | | | | | | 2 | 2 | | | | | | | | | | | |
| 80 | 162849 | Axe + 2 goupilles Eje + 2 pasadors Perno + 2 spina | | | | | | | | | 2 | 2 | | | | | | | | | | | |

+

Catalogue : 647010

11

MAT TRIPLE A LEVEE LIBRE TOTALE (3,70 m à 6,00 m)
 DREIFACH HUBMAST TOTAL FREIANSTEIG
 MASTIL TRIPLE A LEVANTAMIENTO LIBRE TOTAL
 TRIPLE MAST TOTAL FREE LIFT
 RAMPA TRIPLEX A LEVATA LIBERA TOTALE

Qté-Menge-Cant-Qty-Q.ta

5 AB

18

M

| | | | | | | | | | | |
|-----|----|------|----|-------|-------|-----|------|-------|----|-------|
| 1- | M | 26-2 | S3 | E2/E3 | 11- | MC | 70 | PS | S3 | E2/E3 |
| 2- | M | 30-2 | S3 | E2/E3 | 12- | M-X | 30-4 | S3-E3 | | |
| 3- | M | 26-4 | S3 | E2/E3 | 13- | M-X | 50-4 | S3-E3 | | |
| 4- | M | 30-4 | S3 | E2/E3 | 14- | M-X | 70-2 | S3-E3 | | |
| 5- | M | 40-4 | S3 | E2/E3 | 15- | | | | | |
| 6- | M | 50-4 | S3 | E2/E3 | 16- | | | | | |
| 7- | MC | 30 | S3 | E2/E3 | 17- | | | | | |
| 8- | MC | 40 | PS | S3 | E2/E3 | 18- | | | | |
| 9- | MC | 50 | PS | S3 | E2/E3 | 19- | | | | |
| 10- | MC | 60 | PS | S3 | E2/E3 | 20- | | | | |

| Rep Hinw Fig Item Rif | Numéro Teil-Nr Numero Part-Nr Part-Nr | Désignation Bezeichnung Descripcion Description Descrizione | 1 | 2 | 3 | 4 | 5 | 6 | 7 | 8 | 9 | 10 | 11 | 12 | 13 | 14 | 15 | 16 | 17 | 18 | 19 | 20 | |
|-----------------------------------|---|--|---|---|---|---|---|---|---|---|---|----|----|----|----|----|----|----|----|----|----|----|--|
| 81 | 61680 | Rondelle M 14 ZN - Unterlegscheibe Arandela - Washer Rondella - | | | | | | | | | 2 | 2 | | | | | | | | | | | |
| 82 | 61952 | Vis H,M14- 45-10.9-ZN8/C - Schraube Tornillo - Screw Vite - | | | | | | | | | 2 | 2 | | | | | | | | | | | |
| 83 | 219355 | Tablier porte fourches, nu (Longueur 1670 mm) (FEMA) Gabelträger, allein (Länge 1670 mm) (FEMA) Tablero portahorquillas, solo (Longitud 1670 mm) (FEMA) Forks carrier, stripped (Length 1670 mm) (FEMA) Portaforche, nudo (Lunghezza 1670 mm) (FEMA) | | | | | | | | | 1 | | | | | | | | | | | | |
| 84 | 219392 | Tablier porte fourches, nu (Longueur 2000 mm) (FEMA) Gabelträger, allein (Länge 2000 mm) (FEMA) Tablero portahorquillas, solo (Longitud 2000 mm) (FEMA) Forks carrier, stripped (Length 2000 mm) (FEMA) Portaforche, nudo (Lunghezza 2000 mm) (FEMA) | | | | | | | | | 1 | | | | | | | | | | | | |
| 85 | 219356 | Tablier porte fourches, nu (Longueur 1670 mm) (FEMA) Gabelträger, allein (Länge 1670 mm) (FEMA) Tablero portahorquillas, solo (Longitud 1670 mm) (FEMA) Forks carrier, stripped (Length 1670 mm) (FEMA) Portaforche, nudo (Lunghezza 1670 mm) (FEMA) | | | | | | | | | 1 | | | | | | | | | | | | |
| 86 | 219393 | Tablier porte fourches, nu (Longueur 2000 mm) (FEMA) Gabelträger, allein (Länge 2000 mm) (FEMA) Tablero portahorquillas, solo (Longitud 2000 mm) (FEMA) Forks carrier, stripped (Length 2000 mm) (FEMA) Portaforche, nudo (Lunghezza 2000 mm) (FEMA) | | | | | | | | | 1 | | | | | | | | | | | | |
| 87 | 58548 | Ecrou H ,M12 C 8 ZN..C - Mutter Tuerca - Nut Dado - | | | | | | | | | 1 | 1 | | | | | | | | | | | |
| 88 | 58550 | Vis H,M12- 50-8.8-ZN8/C - Schraube Tornillo - Screw Vite - | | | | | | | | | 1 | 1 | | | | | | | | | | | |
| 89 | 415493 | Fourche - Gabel Horquilla - Fork Forca - | | | | | | | | | 2 | | | | | | | | | | | | |



Catalogue : 647010

12

MAT TRIPLE A LEVEE LIBRE TOTALE (3,70 m à 6,00 m)
 DREIFACH HUBMAST TOTAL FREIANSTEIG
 MASTIL TRIPLE A LEVANTAMIENTO LIBRE TOTAL
 TRIPLE MAST TOTAL FREE LIFT
 RAMPA TRIPLEX A LEVATA LIBERA TOTALE

Qté-Menge-Cant-Qty-Q.ta

5 AB

18

M

| | | | | | | | | | | |
|-----|----|------|----|-------|-------|-----|------|-------|----|-------|
| 1- | M | 26-2 | S3 | E2/E3 | 11- | MC | 70 | PS | S3 | E2/E3 |
| 2- | M | 30-2 | S3 | E2/E3 | 12- | M-X | 30-4 | S3-E3 | | |
| 3- | M | 26-4 | S3 | E2/E3 | 13- | M-X | 50-4 | S3-E3 | | |
| 4- | M | 30-4 | S3 | E2/E3 | 14- | M-X | 70-2 | S3-E3 | | |
| 5- | M | 40-4 | S3 | E2/E3 | 15- | | | | | |
| 6- | M | 50-4 | S3 | E2/E3 | 16- | | | | | |
| 7- | MC | 30 | S3 | E2/E3 | 17- | | | | | |
| 8- | MC | 40 | PS | S3 | E2/E3 | 18- | | | | |
| 9- | MC | 50 | PS | S3 | E2/E3 | 19- | | | | |
| 10- | MC | 60 | PS | S3 | E2/E3 | 20- | | | | |

| Rep Hinw Fig Item Rif | Numéro Teil-Nr Numero Part-Nr Part-Nr | Désignation Bezeichnung Descripcion Description Descrizione |
|-----------------------------------|---|---|
| 90 | 415495 | Fourche - Gabel Horquilla - Fork Forca - |
| 91 | 162849 | Axe + 2 goupilles - Bolzen + 2 stift Eje + 2 pasadors - Pin + 2 cotter pin Perno + 2 spina - |
| 92 | 193478 | Axe de galet (A souder) - Rollenachse (Zu schweissen) Eje de rodillo (A soldar) - Roller axle (To weld) Perno rullo (A saldare) - |
| 93 | 161845 | Rondelle SP 40 x 67 x 1 - Unterlegscheibe Arandela - Washer Rondella - |
| 93 | 163341 | Rondelle SP 40 x 67 x 0,5 - Unterlegscheibe Arandela - Washer Rondella - |
| 94 | 192806 | Galet - Rolle Rodillo - Roller Rullo - |
| 95 | 193522 | Rondelle - Unterlegscheibe Arandela - Washer Rondella - |
| 96 | 42412 | Vis FHc,M 8- 20-10.9-ZN8/C - Schraube Tornillo - Screw Vite - |
| 97 | 192807 | Galet guide - Führungsrolle Rodillo guía - Guide roller Rullo guida - |
| 98 | 38373 | Cale d'épaisseur 1 mm - Ausgleichscheibe Cala de espesor - Shim Spessore - |
| 98 | 38374 | Cale d'épaisseur 2 mm - Ausgleichscheibe Cala de espesor - Shim Spessore - |

| 1 | 2 | 3 | 4 | 5 | 6 | 7 | 8 | 9 | 10 | 11 | 12 | 13 | 14 | 15 | 16 | 17 | 18 | 19 | 20 |
|---|---|---|---|---|---|---|---|---|----|----|----|----|----|----|----|----|----|----|----|
| | | | | | | | | 2 | | | | | | | | | | | |
| | | | | | | | 2 | 2 | | | | | | | | | | | |
| | | | | | | | 4 | 4 | | | | | | | | | | | |
| | | | | | | | X | X | | | | | | | | | | | |
| | | | | | | | X | X | | | | | | | | | | | |
| | | | | | | | 4 | 4 | | | | | | | | | | | |
| | | | | | | | 4 | 4 | | | | | | | | | | | |
| | | | | | | | 4 | 4 | | | | | | | | | | | |
| | | | | | | | 4 | 4 | | | | | | | | | | | |
| | | | | | | | X | X | | | | | | | | | | | |
| | | | | | | | X | X | | | | | | | | | | | |

+

Catalogue : 647010

14

MAT TRIPLE A LEVEE LIBRE TOTALE (3,70 m à 6,00 m)
 DREIFACH HUBMAST TOTAL FREIANSTEIG
 MASTIL TRIPLE A LEVANTAMIENTO LIBRE TOTAL
 TRIPLE MAST TOTAL FREE LIFT
 RAMPA TRIPLEX A LEVATA LIBERA TOTALE

Qté-Menge-Cant-Qty-Q.ta

5 AB

18

M

| | | | | | | | | | | |
|-----|----|------|----|-------|-------|-----|------|-------|----|-------|
| 1- | M | 26-2 | S3 | E2/E3 | 11- | MC | 70 | PS | S3 | E2/E3 |
| 2- | M | 30-2 | S3 | E2/E3 | 12- | M-X | 30-4 | S3-E3 | | |
| 3- | M | 26-4 | S3 | E2/E3 | 13- | M-X | 50-4 | S3-E3 | | |
| 4- | M | 30-4 | S3 | E2/E3 | 14- | M-X | 70-2 | S3-E3 | | |
| 5- | M | 40-4 | S3 | E2/E3 | 15- | | | | | |
| 6- | M | 50-4 | S3 | E2/E3 | 16- | | | | | |
| 7- | MC | 30 | S3 | E2/E3 | 17- | | | | | |
| 8- | MC | 40 | PS | S3 | E2/E3 | 18- | | | | |
| 9- | MC | 50 | PS | S3 | E2/E3 | 19- | | | | |
| 10- | MC | 60 | PS | S3 | E2/E3 | 20- | | | | |

| Rep Hinw Fig Item Rif | Numéro Teil-Nr Numero Part-Nr Part-Nr | Désignation Bezeichnung Descripcion Description Descrizione |
|-----------------------------------|---|---|
| 110 | 175551 | Goupille 5 x 25 E - Stift Pasador - Pin Spina - |
| 111 | 219300 | Plat d'arrêt - Anschlag platte Placa de parada - Stop plate Piatto d'arresto - |
| 112 | 219593 | Tablier porte fourches, nu (Longueur 1670 mm) Gabelträger, allein (Länge 1670 mm) Tablero portahorquillas, solo (Longitud 1670 mm) Forks carrier, stripped (Length 1670 mm) Portaforche, nudo (Lunghezza 1670 mm) |
| 113 | 219594 | Tablier porte fourches, nu (Longueur 2000 mm) Gabelträger, allein (Länge 2000 mm) Tablero portahorquillas, solo (Longitud 2000 mm) Forks carrier, stripped (Length 2000 mm) Portaforche, nudo (Lunghezza 2000 mm) |
| 114 | 219592 | Tablier porte fourches, nu (Longueur 1670 mm) Gabelträger, allein (Länge 1670 mm) Tablero portahorquillas, solo (Longitud 1670 mm) Forks carrier, stripped (Length 1670 mm) Portaforche, nudo (Lunghezza 1670 mm) |
| 115 | 219595 | Tablier porte fourches, nu (Longueur 2000 mm) Gabelträger, allein (Länge 2000 mm) Tablero portahorquillas, solo (Longitud 2000 mm) Forks carrier, stripped (Length 2000 mm) Portaforche, nudo (Lunghezza 2000 mm) |
| 116 | 193708 | Chaîne (41 Maillons) - Kette (41 Glied) Cadena (41 Eslabón) - Chain (41 Link) Catena (41 Maglie) - |
| 117 | 193519 | Chaîne (77 Maillons) - Kette (77 Glied) Cadena (77 Eslabón) - Chain (77 Link) Catena (77 Maglie) - |
| 118 | 193523 | Chaîne (81 Maillons) - Kette (81 Glied) Cadena (81 Eslabón) - Chain (81 Link) Catena (81 Maglie) - |

| 1 | 2 | 3 | 4 | 5 | 6 | 7 | 8 | 9 | 10 | 11 | 12 | 13 | 14 | 15 | 16 | 17 | 18 | 19 | 20 |
|---|---|---|---|---|---|---|---|---|----|----|----|----|----|----|----|----|----|----|----|
| | | | | | | | | 2 | | | | | | | | | | | |
| | | | | | | | 1 | 1 | | | | | | | | | | | |
| | | | | | | | 1 | | | | | | | | | | | | |
| | | | | | | | 1 | | | | | | | | | | | | |
| | | | | | | | | 1 | | | | | | | | | | | |
| | | | | | | | | 1 | | | | | | | | | | | |
| | | | | | | | | | | | 2 | 2 | | | | | | | |
| | | | | | | | | | | | 2 | 2 | | | | | | | |
| | | | | | | | | | | | 2 | 2 | | | | | | | |

+

Catalogue : 647010

15

MAT TRIPLE A LEVEE LIBRE TOTALE (3,70 m à 6,00 m)
 DREIFACH HUBMAST TOTAL FREIANSTEIG
 MASTIL TRIPLE A LEVANTAMIENTO LIBRE TOTAL
 TRIPLE MAST TOTAL FREE LIFT
 RAMPA TRIPLEX A LEVATA LIBERA TOTALE

Qté-Menge-Cant-Qty-Q.ta

5 AB

18

M

| | |
|-----------------------|-----------------------|
| 1- M 26-2 S3 E2/E3 | 11- MC 70 PS S3 E2/E3 |
| 2- M 30-2 S3 E2/E3 | 12- M-X 30-4 S3-E3 |
| 3- M 26-4 S3 E2/E3 | 13- M-X 50-4 S3-E3 |
| 4- M 30-4 S3 E2/E3 | 14- M-X 70-2 S3-E3 |
| 5- M 40-4 S3 E2/E3 | 15- |
| 6- M 50-4 S3 E2/E3 | 16- |
| 7- MC 30 S3 E2/E3 | 17- |
| 8- MC 40 PS S3 E2/E3 | 18- |
| 9- MC 50 PS S3 E2/E3 | 19- |
| 10- MC 60 PS S3 E2/E3 | 20- |

| Rep Hinw Fig Item Rif | Numéro Teil-Nr Numero Part-Nr Part-Nr | Désignation Bezeichnung Descripcion Description Descrizione |
|-----------------------------------|---|---|
| 119 | 7541 | Chaîne (85 Maillons) - Kette (85 Glied) Cadena (85 Eslabón) - Chain (85 Link) Catena (85 Maglie) - |
| 120 | 164827 | Chaîne (87 Maillons) - Kette (87 Glied) Cadena (87 Eslabón) - Chain (87 Link) Catena (87 Maglie) - |
| 121 | 193524 | Chaîne (91 Maillons) - Kette (91 Glied) Cadena (91 Eslabón) - Chain (91 Link) Catena (91 Maglie) - |
| 122 | 193525 | Chaîne (97 Maillons) - Kette (97 Glied) Cadena (97 Eslabón) - Chain (97 Link) Catena (97 Maglie) - |
| 123 | 31864 | Chaîne (103 Maillons) - Kette (103 Glied) Cadena (103 Eslabón) - Chain (103 Link) Catena (103 Maglie) - |
| 124 | 193710 | Chaîne (47 Maillons) - Kette (47 Glied) Cadena (47 Eslabón) - Chain (47 Link) Catena (47 Maglie) - |
| 125 | 73287 | Chaîne (49 Maillons) - Kette (49 Glied) Cadena (49 Eslabón) - Chain (49 Link) Catena (49 Maglie) - |
| 126 | 73287 | Chaîne (49 Maillons) - Kette (49 Glied) Cadena (49 Eslabón) - Chain (49 Link) Catena (49 Maglie) - |
| 127 | 170022 | Chaîne (51 Maillons) - Kette (51 Glied) Cadena (51 Eslabón) - Chain (51 Link) Catena (51 Maglie) - |
| 128 | 193711 | Chaîne (53 Maillons) - Kette (53 Glied) Cadena (53 Eslabón) - Chain (53 Link) Catena (53 Maglie) - |
| 129 | 195684 | Chaîne (57 Maillons) - Kette (57 Glied) Cadena (57 Eslabón) - Chain (57 Link) Catena (57 Maglie) - |

| 1 | 2 | 3 | 4 | 5 | 6 | 7 | 8 | 9 | 10 | 11 | 12 | 13 | 14 | 15 | 16 | 17 | 18 | 19 | 20 |
|---|---|---|---|---|---|---|---|---|----|----|----|----|----|----|----|----|----|----|----|
| | | | | | | | | 2 | 2 | | | | | | | | | | |
| | | | | | | | | 2 | 2 | | | | | | | | | | |
| | | | | | | | | 2 | 2 | | | | | | | | | | |
| | | | | | | | | 2 | 2 | | | | | | | | | | |
| | | | | | | | | 2 | 2 | | | | | | | | | | |
| | | | | | | | | 2 | 2 | | | | | | | | | | |
| | | | | | | | | 2 | 2 | | | | | | | | | | |
| | | | | | | | | 2 | 2 | | | | | | | | | | |
| | | | | | | | | 2 | 2 | | | | | | | | | | |



Catalogue : 647010

16

MAT TRIPLE A LEVEE LIBRE TOTALE (3,70 m à 6,00 m)
 DREIFACH HUBMAST TOTAL FREIANSTEIG
 MASTIL TRIPLE A LEVANTAMIENTO LIBRE TOTAL
 TRIPLE MAST TOTAL FREE LIFT
 RAMPA TRIPLEX A LEVATA LIBERA TOTALE

Qté-Menge-Cant-Qty-Q.ta

5 AB

18

M

| | |
|-----------------------|-----------------------|
| 1- M 26-2 S3 E2/E3 | 11- MC 70 PS S3 E2/E3 |
| 2- M 30-2 S3 E2/E3 | 12- M-X 30-4 S3-E3 |
| 3- M 26-4 S3 E2/E3 | 13- M-X 50-4 S3-E3 |
| 4- M 30-4 S3 E2/E3 | 14- M-X 70-2 S3-E3 |
| 5- M 40-4 S3 E2/E3 | 15- |
| 6- M 50-4 S3 E2/E3 | 16- |
| 7- MC 30 S3 E2/E3 | 17- |
| 8- MC 40 PS S3 E2/E3 | 18- |
| 9- MC 50 PS S3 E2/E3 | 19- |
| 10- MC 60 PS S3 E2/E3 | 20- |

| Rep Hinw Fig Item Rif | Numéro Teil-Nr Numero Part-Nr Part-Nr | Désignation Bezeichnung Descripcion Description Descrizione |
|-----------------------------------|---|---|
| 130 | 198282 | Chaîne (61 Maillons) - Kette (61 Glied) Cadena (61 Eslabón) - Chain (61 Link) Catena (61 Maglie) - |
| 131 | 193709 | Chaîne (43 Maillons) - Kette (43 Glied) Cadena (43 Eslabón) - Chain (43 Link) Catena (43 Maglie) - |
| 132 | 191885 | Chaîne (45 Maillons) - Kette (45 Glied) Cadena (45 Eslabón) - Chain (45 Link) Catena (45 Maglie) - |
| 133 | 193710 | Chaîne (47 Maillons) - Kette (47 Glied) Cadena (47 Eslabón) - Chain (47 Link) Catena (47 Maglie) - |
| 134 | 193710 | Chaîne (47 Maillons) - Kette (47 Glied) Cadena (47 Eslabón) - Chain (47 Link) Catena (47 Maglie) - |
| 135 | 73287 | Chaîne (49 Maillons) - Kette (49 Glied) Cadena (49 Eslabón) - Chain (49 Link) Catena (49 Maglie) - |
| 136 | 193711 | Chaîne (53 Maillons) - Kette (53 Glied) Cadena (53 Eslabón) - Chain (53 Link) Catena (53 Maglie) - |
| 137 | 195684 | Chaîne (57 Maillons) - Kette (57 Glied) Cadena (57 Eslabón) - Chain (57 Link) Catena (57 Maglie) - |

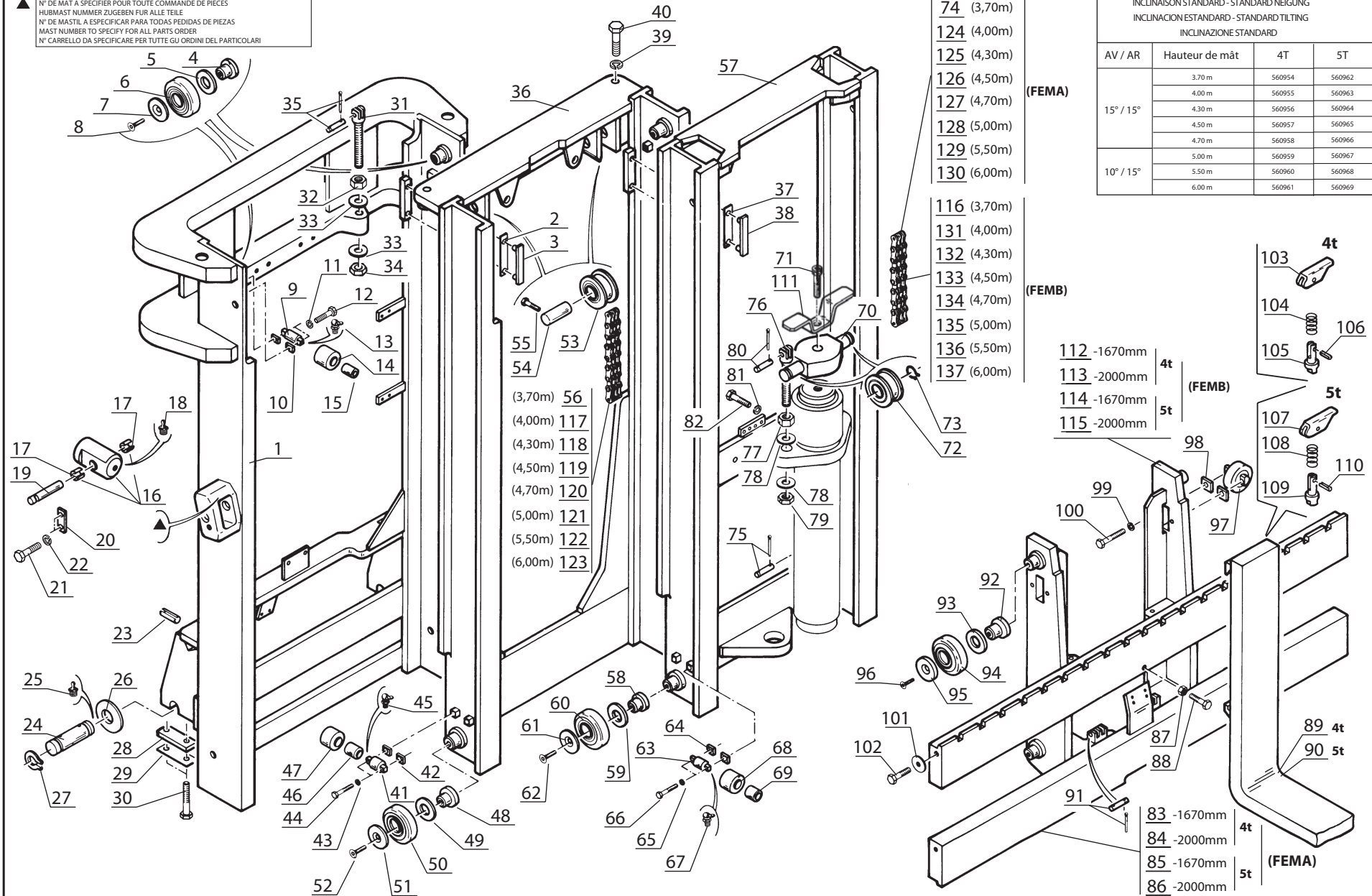
| 1 | 2 | 3 | 4 | 5 | 6 | 7 | 8 | 9 | 10 | 11 | 12 | 13 | 14 | 15 | 16 | 17 | 18 | 19 | 20 |
|---|---|---|---|---|---|---|---|---|----|----|----|----|----|----|----|----|----|----|----|
| | | | | | | | | 2 | 2 | | | | | | | | | | |
| | | | | | | | | 2 | 2 | | | | | | | | | | |
| | | | | | | | | 2 | 2 | | | | | | | | | | |
| | | | | | | | | 2 | 2 | | | | | | | | | | |
| | | | | | | | | 2 | 2 | | | | | | | | | | |
| | | | | | | | | 2 | 2 | | | | | | | | | | |
| | | | | | | | | 2 | 2 | | | | | | | | | | |

5 AB 45

MAT TRIPLE A LEVEE LIBRE TOTALE (Hauteur de levée : 3,70m a 6,00m)
 DREIFACH HUBMAST TOTAL FREIANSTEIG (Hubhöhe : 3,70m bis 6,00m)
 MASTIL TRIPLE A LEVANTAMIENTO LIBRE TOTALE (Altura de levantamiento : 3,70m a 6,00m)
 TRIPLE MAST TOTAL FREE LIFT (Lift height : 3,70m to 6,00m)
 RAMPA TRIPLEX A LEVATA LIBERA TOTALE (Altezza di sollevamento : 3,70m a 6,00m)

M 40-4 S.3 / M 50-4 S.3 M-X 50-4 S.3

▲ N° DE MAT A SPECIFIER POUR TOUTE COMMANDE DE PIÉCES
 HUBMAST NUMMER ZUGEBEN FÜR ALLE TEILE
 N° DE MASTIL A ESPECIFICAR PARA TODAS PEDIDAS DE PIEZAS
 MAST NUMBER TO SPECIFY FOR ALL PARTS ORDER
 N° CARRELLO DA SPECIFICARE PER TUTTE GLI ORDINI DEL PARTICOLARI



| INCLINAISON STANDARD - STANDARD NEIGUNG INCLINACION ESTANDAR - STANDARD TILTING INCLINAZIONE STANDARD | | | |
|---|----------------|--------|--------|
| AV / AR | Hauteur de mât | 4T | 5T |
| 15° / 15° | 3,70 m | 560954 | 560962 |
| | 4,00 m | 560955 | 560963 |
| | 4,30 m | 560956 | 560964 |
| | 4,50 m | 560957 | 560965 |
| | 4,70 m | 560958 | 560966 |
| 10° / 15° | 5,00 m | 560959 | 560967 |
| | 5,50 m | 560960 | 560968 |
| | 6,00 m | 560961 | 560969 |

(FEMA)

(FEMB)

(FEMB)

(FEMA)

Catalogue : 647010

2

MAT TRIPLE A LEVEE LIBRE TOTALE (3,70 m à 6,00 m)
 DREIFACH HUBMAST TOTAL FREIANSTEIG
 MASTIL TRIPLE A LEVANTAMIENTO LIBRE TOTAL
 TRIPLE MAST TOTAL FREE LIFT
 RAMPA TRIPLEX A LEVATA LIBERA TOTALE

Qté-Menge-Cant-Qty-Q.ta

5 AB

45

M

| | | | | | | | | | | |
|-----|----|------|----|-------|-------|-----|------|-------|----|-------|
| 1- | M | 26-2 | S3 | E2/E3 | 11- | MC | 70 | PS | S3 | E2/E3 |
| 2- | M | 30-2 | S3 | E2/E3 | 12- | M-X | 30-4 | S3-E3 | | |
| 3- | M | 26-4 | S3 | E2/E3 | 13- | M-X | 50-4 | S3-E3 | | |
| 4- | M | 30-4 | S3 | E2/E3 | 14- | M-X | 70-2 | S3-E3 | | |
| 5- | M | 40-4 | S3 | E2/E3 | 15- | | | | | |
| 6- | M | 50-4 | S3 | E2/E3 | 16- | | | | | |
| 7- | MC | 30 | S3 | E2/E3 | 17- | | | | | |
| 8- | MC | 40 | PS | S3 | E2/E3 | 18- | | | | |
| 9- | MC | 50 | PS | S3 | E2/E3 | 19- | | | | |
| 10- | MC | 60 | PS | S3 | E2/E3 | 20- | | | | |

| Rep Hinw Fig Item Rif | Numéro Teil-Nr Numero Part-Nr Part-Nr | Désignation Bezeichnung Descripcion Description Descrizione |
|-----------------------------------|---|---|
| 4 | 193478 | Axe de galet (A souder) - Rollenachse (Zu schweissen) Eje de rodillo (A soldar) - Roller axle (To weld) Perno rullo (A saldare) - |
| 5 | 161845 | Rondelle SP 40 x 67 x 1 - Unterlegscheibe Arandela - Washer Rondella - |
| 5 | 163341 | Rondelle SP 40 x 67 x 0,5 - Unterlegscheibe Arandela - Washer Rondella - |
| 6 | 192806 | Galet - Rolle Rodillo - Roller Rullo - |
| 7 | 193522 | Rondelle - Unterlegscheibe Arandela - Washer Rondella - |
| 8 | 42412 | Vis FHc,M 8- 20-10.9-ZN8/C - Schraube Tornillo - Screw Vite - |
| 9 | 193895 | Axe de galet - Rollenachse Eje de rodillo - Roller axle Perno di rullo - |
| 10 | 195660 | Cale d'épaisseur 0,5 mm - Ausgleichscheibe Cala de espesor - Shim Spessore - |
| 10 | 201219 | Cale d'épaisseur 1 mm - Ausgleichscheibe Cala de espesor - Shim Spessore - |
| 11 | 29461 | Rondelle W 7 ZN - Unterlegscheibe Arandela - Washer Rondella - |
| 12 | 193893 | Vis H,M 7- 35 zinguée - Schraube Tornillo - Screw Vite - |

| 1 | 2 | 3 | 4 | 5 | 6 | 7 | 8 | 9 | 10 | 11 | 12 | 13 | 14 | 15 | 16 | 17 | 18 | 19 | 20 |
|---|---|---|---|---|---|---|---|---|----|----|----|----|----|----|----|----|----|----|----|
| | | | | 2 | 2 | | | | | | | 2 | | | | | | | |
| | | | | | X | X | | | | | | X | | | | | | | |
| | | | | | X | X | | | | | | X | | | | | | | |
| | | | | | 2 | 2 | | | | | | 2 | | | | | | | |
| | | | | | 2 | 2 | | | | | | 2 | | | | | | | |
| | | | | | 2 | 2 | | | | | | 2 | | | | | | | |
| | | | | | X | X | | | | | | X | | | | | | | |
| | | | | | X | X | | | | | | X | | | | | | | |
| | | | | | 4 | 4 | | | | | | 4 | | | | | | | |
| | | | | | 4 | 4 | | | | | | 4 | | | | | | | |

+

Catalogue : 647010

3

MAT TRIPLE A LEVEE LIBRE TOTALE (3,70 m à 6,00 m)
 DREIFACH HUBMAST TOTAL FREIANSTEIG
 MASTIL TRIPLE A LEVANTAMIENTO LIBRE TOTAL
 TRIPLE MAST TOTAL FREE LIFT
 RAMPA TRIPLEX A LEVATA LIBERA TOTALE

Qté-Menge-Cant-Qty-Q.ta

5 AB

45

M

| | | | | | | | | | | |
|-----|----|------|----|-------|-------|-----|------|-------|----|-------|
| 1- | M | 26-2 | S3 | E2/E3 | 11- | MC | 70 | PS | S3 | E2/E3 |
| 2- | M | 30-2 | S3 | E2/E3 | 12- | M-X | 30-4 | S3-E3 | | |
| 3- | M | 26-4 | S3 | E2/E3 | 13- | M-X | 50-4 | S3-E3 | | |
| 4- | M | 30-4 | S3 | E2/E3 | 14- | M-X | 70-2 | S3-E3 | | |
| 5- | M | 40-4 | S3 | E2/E3 | 15- | | | | | |
| 6- | M | 50-4 | S3 | E2/E3 | 16- | | | | | |
| 7- | MC | 30 | S3 | E2/E3 | 17- | | | | | |
| 8- | MC | 40 | PS | S3 | E2/E3 | 18- | | | | |
| 9- | MC | 50 | PS | S3 | E2/E3 | 19- | | | | |
| 10- | MC | 60 | PS | S3 | E2/E3 | 20- | | | | |

| Rep Hinw Fig Item Rif | Numéro Teil-Nr Numero Part-Nr Part-Nr | Désignation Bezeichnung Descripcion Description Descrizione |
|-----------------------------------|---|--|
| 13 | 81362 | Graisseur coudé (M 6 x 100) - Gekrspft schmiernippel Engrasador acodado - Cranked greaser Ingrassatore - |
| 14 | 199429 | Galet - Rolle Rodillo - Roller Rullo - |
| 15 | 192552 | Bague - Büchse Anillo - Bushing Anello - |
| 16 | 219859 | Embout de vérin d'inclinaison - Gabelkopf der neigezylinder Cabo de cilindro de inclinación Tilt ram end tube Ghiera di cilindro inclinazione |
| 17 | 77409 | Bague - Büchse Anillo - Bushing Anello - |
| 18 | 5135 | Graisseur droit (M 10 x 150) - Gerade schmiernippel Engrasador recto - Straight greaser Ingrassatore destro - |
| 19 | 77399 | Axe d'articulation - Gelenkachse Eje de articulación - Articulating pin Perno di articolazione - |
| 20 | 165363 | Plaque de fixation - Befestigung Platte Placa de fijación - Fastening plate Piastra di fissaggio - |
| 21 | 63544 | Vis H,M10- 30-8.8-ZN8/C - Schraube Tornillo - Screw Vite - |
| 22 | 42232 | Rondelle W10 ZN - Unterlegscheibe Arandela - Washer Rondella - |
| 23 | 169074 | Goupille 10 x 25 E - Stift Pasador - Pin Spina - |

| 1 | 2 | 3 | 4 | 5 | 6 | 7 | 8 | 9 | 10 | 11 | 12 | 13 | 14 | 15 | 16 | 17 | 18 | 19 | 20 |
|---|---|---|---|---|---|---|---|---|----|----|----|----|----|----|----|----|----|----|----|
| | | | | 2 | 2 | | | | | | | 2 | | | | | | | |
| | | | | 2 | 2 | | | | | | | 2 | | | | | | | |
| | | | | 2 | 2 | | | | | | | 2 | | | | | | | |
| | | | | 2 | 2 | | | | | | | 2 | | | | | | | |
| | | | | 4 | 4 | | | | | | | 4 | | | | | | | |
| | | | | 2 | 2 | | | | | | | 2 | | | | | | | |
| | | | | 2 | 2 | | | | | | | 2 | | | | | | | |
| | | | | 4 | 4 | | | | | | | 4 | | | | | | | |
| | | | | 4 | 4 | | | | | | | 4 | | | | | | | |
| | | | | 2 | 2 | | | | | | | 2 | | | | | | | |

+

Catalogue : 647010

4

MAT TRIPLE A LEVEE LIBRE TOTALE (3,70 m à 6,00 m)
 DREIFACH HUBMAST TOTAL FREIANSTEIG
 MASTIL TRIPLE A LEVANTAMIENTO LIBRE TOTAL
 TRIPLE MAST TOTAL FREE LIFT
 RAMPA TRIPLEX A LEVATA LIBERA TOTALE

Qté-Menge-Cant-Qty-Q.ta

5 AB

45

M

| | | | | | | | | | | |
|-----|----|------|----|-------|-------|-----|------|-------|----|-------|
| 1- | M | 26-2 | S3 | E2/E3 | 11- | MC | 70 | PS | S3 | E2/E3 |
| 2- | M | 30-2 | S3 | E2/E3 | 12- | M-X | 30-4 | S3-E3 | | |
| 3- | M | 26-4 | S3 | E2/E3 | 13- | M-X | 50-4 | S3-E3 | | |
| 4- | M | 30-4 | S3 | E2/E3 | 14- | M-X | 70-2 | S3-E3 | | |
| 5- | M | 40-4 | S3 | E2/E3 | 15- | | | | | |
| 6- | M | 50-4 | S3 | E2/E3 | 16- | | | | | |
| 7- | MC | 30 | S3 | E2/E3 | 17- | | | | | |
| 8- | MC | 40 | PS | S3 | E2/E3 | 18- | | | | |
| 9- | MC | 50 | PS | S3 | E2/E3 | 19- | | | | |
| 10- | MC | 60 | PS | S3 | E2/E3 | 20- | | | | |

| Rep Hinw Fig Item Rif | Numéro Teil-Nr Numero Part-Nr Part-Nr | Désignation Bezeichnung Descripcion Description Descrizione | 1 | 2 | 3 | 4 | 5 | 6 | 7 | 8 | 9 | 10 | 11 | 12 | 13 | 14 | 15 | 16 | 17 | 18 | 19 | 20 |
|-----------------------------------|---|---|---|---|---|---|---|---|---|---|---|----|----|----|----|----|----|----|----|----|----|----|
| 24 | 180392 | Axe d'articulation - Gelenkachse Eje de articulación - Articulating pin Perno di articolazione - | | | | | 2 | 2 | | | | | | | 2 | | | | | | | |
| 25 | 5135 | Graisseur droit (M 10 x 150) - Gerade schmiernippel Engrasador recto - Straight greaser Ingrassatore destro - | | | | | 2 | 2 | | | | | | | 2 | | | | | | | |
| 26 | 181490 | Rondelle SP 46 x 68 x 1,5ZN - Unterlegscheibe Arandela - Washer Rondella - | | | | | X | X | | | | | | | X | | | | | | | |
| 26 | 181491 | Rondelle SP 46 x 68 x 2,5ZN - Unterlegscheibe Arandela - Washer Rondella - | | | | | X | X | | | | | | | X | | | | | | | |
| 27 | 2637 | Circlips - Sicherungsring Aro retén - Circlip Anello elastico - | | | | | 4 | 4 | | | | | | | 4 | | | | | | | |
| 28 | 219280 | Plat d'arrêt - Anschlag platte Placa de parada - Stop plate Piatto d'arresto - | | | | | 2 | 2 | | | | | | | 2 | | | | | | | |
| 29 | 183970 | Plaquette d'arrêt - Anschlag platte Placa de tope - Stop plate Piastrina d'arresto - | | | | | 2 | 2 | | | | | | | 2 | | | | | | | |
| 30 | 58611 | Vis H,M18- 50 zinguée - Schraube Tornillo - Screw Vite - | | | | | 4 | 4 | | | | | | | 4 | | | | | | | |
| 31 | 162848 | Tendeur de chaîne - Kettenspanner Tensor de cadena - Chain tightener Tenditore catena - | | | | | 2 | 2 | | | | | | | 2 | | | | | | | |
| 32 | 42817 | Ecrou H ,M20 zingué - Mutter Tuerca - Nut Dado - | | | | | 2 | 2 | | | | | | | 2 | | | | | | | |
| 33 | 197633 | Rondelle HR21 x 40x4 ZN - Unterlegscheibe Arandela - Washer Rondella - | | | | | 4 | 4 | | | | | | | 4 | | | | | | | |

+

Catalogue : 647010

5

MAT TRIPLE A LEVEE LIBRE TOTALE (3,70 m à 6,00 m)
 DREIFACH HUBMAST TOTAL FREIANSTEIG
 MASTIL TRIPLE A LEVANTAMIENTO LIBRE TOTAL
 TRIPLE MAST TOTAL FREE LIFT
 RAMPA TRIPLEX A LEVATA LIBERA TOTALE

Qté-Menge-Cant-Qty-Q.ta

5 AB

45

M

| | | | | | | | | | | |
|-----|----|------|----|-------|-------|-----|------|-------|----|-------|
| 1- | M | 26-2 | S3 | E2/E3 | 11- | MC | 70 | PS | S3 | E2/E3 |
| 2- | M | 30-2 | S3 | E2/E3 | 12- | M-X | 30-4 | S3-E3 | | |
| 3- | M | 26-4 | S3 | E2/E3 | 13- | M-X | 50-4 | S3-E3 | | |
| 4- | M | 30-4 | S3 | E2/E3 | 14- | M-X | 70-2 | S3-E3 | | |
| 5- | M | 40-4 | S3 | E2/E3 | 15- | | | | | |
| 6- | M | 50-4 | S3 | E2/E3 | 16- | | | | | |
| 7- | MC | 30 | S3 | E2/E3 | 17- | | | | | |
| 8- | MC | 40 | PS | S3 | E2/E3 | 18- | | | | |
| 9- | MC | 50 | PS | S3 | E2/E3 | 19- | | | | |
| 10- | MC | 60 | PS | S3 | E2/E3 | 20- | | | | |

| Rep Hinw Fig Item Rif | Numéro Teil-Nr Numero Part-Nr Part-Nr | Désignation Bezeichnung Descripcion Description Descrizione | 1 | 2 | 3 | 4 | 5 | 6 | 7 | 8 | 9 | 10 | 11 | 12 | 13 | 14 | 15 | 16 | 17 | 18 | 19 | 20 |
|-----------------------------------|---|---|---|---|---|---|---|---|---|---|---|----|----|----|----|----|----|----|----|----|----|----|
| 34 | 32115 | Ecrou Hm, M20 zingué Tuerca Dado | | | | | 2 | 2 | | | | | | | 2 | | | | | | | |
| 35 | 162849 | Axe + 2 goupilles Eje + 2 pasadors Perno + 2 spina | | | | | 2 | 2 | | | | | | | 2 | | | | | | | |
| 36 | 219329 | Montant intermédiaire (3,70 m) Montante intermediario Montante intermedio | | | | | 1 | 1 | | | | | | | 1 | | | | | | | |
| 36 | 219330 | Montant intermédiaire (4,00 m) Montante intermediario Montante intermedio | | | | | 1 | 1 | | | | | | | 1 | | | | | | | |
| 36 | 219331 | Montant intermédiaire (4,30 m) Montante intermediario Montante intermedio | | | | | 1 | 1 | | | | | | | 1 | | | | | | | |
| 36 | 219332 | Montant intermédiaire (4,50 m) Montante intermediario Montante intermedio | | | | | 1 | 1 | | | | | | | 1 | | | | | | | |
| 36 | 219333 | Montant intermédiaire (4,70 m) Montante intermediario Montante intermedio | | | | | 1 | 1 | | | | | | | 1 | | | | | | | |
| 36 | 219334 | Montant intermédiaire (5,00 m) Montante intermediario Montante intermedio | | | | | 1 | 1 | | | | | | | 1 | | | | | | | |
| 36 | 219335 | Montant intermédiaire (5,50 m) Montante intermediario Montante intermedio | | | | | 1 | 1 | | | | | | | 1 | | | | | | | |
| 36 | 219336 | Montant intermédiaire (6,00 m) Montante intermediario Montante intermedio | | | | | 1 | 1 | | | | | | | 1 | | | | | | | |
| 37 | 612332074071 | Cale d'épaisseur 1 mm Cala de espesor Spessore | | | | | X | X | | | | | | | X | | | | | | | |

+

Catalogue : 647010

6

MAT TRIPLE A LEVEE LIBRE TOTALE (3,70 m à 6,00 m)
 DREIFACH HUBMAST TOTAL FREIANSTEIG
 MASTIL TRIPLE A LEVANTAMIENTO LIBRE TOTAL
 TRIPLE MAST TOTAL FREE LIFT
 RAMPA TRIPLEX A LEVATA LIBERA TOTALE

Qté-Menge-Cant-Qty-Q.ta

5 AB

45

M

| | | | | | | | | | | |
|-----|----|------|----|-------|-------|-----|------|-------|----|-------|
| 1- | M | 26-2 | S3 | E2/E3 | 11- | MC | 70 | PS | S3 | E2/E3 |
| 2- | M | 30-2 | S3 | E2/E3 | 12- | M-X | 30-4 | S3-E3 | | |
| 3- | M | 26-4 | S3 | E2/E3 | 13- | M-X | 50-4 | S3-E3 | | |
| 4- | M | 30-4 | S3 | E2/E3 | 14- | M-X | 70-2 | S3-E3 | | |
| 5- | M | 40-4 | S3 | E2/E3 | 15- | | | | | |
| 6- | M | 50-4 | S3 | E2/E3 | 16- | | | | | |
| 7- | MC | 30 | S3 | E2/E3 | 17- | | | | | |
| 8- | MC | 40 | PS | S3 | E2/E3 | 18- | | | | |
| 9- | MC | 50 | PS | S3 | E2/E3 | 19- | | | | |
| 10- | MC | 60 | PS | S3 | E2/E3 | 20- | | | | |

| Rep Hinw Fig Item Rif | Numéro Teil-Nr Numero Part-Nr Part-Nr | Désignation Bezeichnung Descripcion Description Descrizione |
|-----------------------------------|---|--|
| 37 | 612342074071 | Cale d'épaisseur 0,5 mm Cala de espesor Spessore - Ausgleichscheibe - Shim - |
| 38 | 612012074071 | Plaque d'usure Placa de desgaste Piastra du usura - Verschleissplatte - Friction lining side - |
| 39 | 42231 | Rondelle W12 ZN Arandela Rondella - Unterlegscheibe - Washer - |
| 40 | 497709 | Vis H,M12-150- 60-8.8-ZN8/C Tornillo Vite - Schraube - Screw - |
| 41 | 193895 | Axe de galet Eje de rodillo Perno di rullo - Rollenachse - Roller axle - |
| 42 | 195660 | Cale d'épaisseur 0,5 mm Cala de espesor Spessore - Ausgleichscheibe - Shim - |
| 42 | 201219 | Cale d'épaisseur 1 mm Cala de espesor Spessore - Ausgleichscheibe - Shim - |
| 43 | 29461 | Rondelle W 7 ZN Arandela Rondella - Unterlegscheibe - Washer - |
| 44 | 193893 | Vis H,M 7- 35 zinguée Tornillo Vite - Schraube - Screw - |
| 45 | 81362 | Graisneur coudé (M 6 x 100) Engrasador acodado Ingrassatore - Gekröpf schmiernippel - Cranked greaser - |
| 46 | 192552 | Bague Anillo Anello - Büchse - Bushing - |

| 1 | 2 | 3 | 4 | 5 | 6 | 7 | 8 | 9 | 10 | 11 | 12 | 13 | 14 | 15 | 16 | 17 | 18 | 19 | 20 |
|---|---|---|---|---|---|---|---|---|----|----|----|----|----|----|----|----|----|----|----|
| | | | | X | X | | | | | | | X | | | | | | | |
| | | | | 2 | 2 | | | | | | | 2 | | | | | | | |
| | | | | 2 | 2 | | | | | | | 2 | | | | | | | |
| | | | | 2 | 2 | | | | | | | 2 | | | | | | | |
| | | | | 4 | 4 | | | | | | | 4 | | | | | | | |
| | | | | X | X | | | | | | | X | | | | | | | |
| | | | | X | X | | | | | | | X | | | | | | | |
| | | | | 8 | 8 | | | | | | | 8 | | | | | | | |
| | | | | 8 | 8 | | | | | | | 8 | | | | | | | |
| | | | | 4 | 4 | | | | | | | 4 | | | | | | | |
| | | | | 4 | 4 | | | | | | | 4 | | | | | | | |

+

Catalogue : 647010

7

MAT TRIPLE A LEVEE LIBRE TOTALE (3,70 m à 6,00 m)
 DREIFACH HUBMAST TOTAL FREIANSTEIG
 MASTIL TRIPLE A LEVANTAMIENTO LIBRE TOTAL
 TRIPLE MAST TOTAL FREE LIFT
 RAMPA TRIPLEX A LEVATA LIBERA TOTALE

Qté-Menge-Cant-Qty-Q.ta

5 AB

45

M

| | | | | | | | | | | |
|-----|----|------|----|-------|-------|-----|------|-------|----|-------|
| 1- | M | 26-2 | S3 | E2/E3 | 11- | MC | 70 | PS | S3 | E2/E3 |
| 2- | M | 30-2 | S3 | E2/E3 | 12- | M-X | 30-4 | S3-E3 | | |
| 3- | M | 26-4 | S3 | E2/E3 | 13- | M-X | 50-4 | S3-E3 | | |
| 4- | M | 30-4 | S3 | E2/E3 | 14- | M-X | 70-2 | S3-E3 | | |
| 5- | M | 40-4 | S3 | E2/E3 | 15- | | | | | |
| 6- | M | 50-4 | S3 | E2/E3 | 16- | | | | | |
| 7- | MC | 30 | S3 | E2/E3 | 17- | | | | | |
| 8- | MC | 40 | PS | S3 | E2/E3 | 18- | | | | |
| 9- | MC | 50 | PS | S3 | E2/E3 | 19- | | | | |
| 10- | MC | 60 | PS | S3 | E2/E3 | 20- | | | | |

| Rep Hinw Fig Item Rif | Número Teil-Nr Numero Part-Nr Part-Nr | Désignation Bezeichnung Descripcion Description Descrizione |
|-----------------------------------|---|---|
| 47 | 199429 | Galet - Rolle Rodillo - Roller Rullo - |
| 48 | 193478 | Axe de galet (A souder) - Rollenachse (Zu schweissen) Eje de rodillo (A soldar) - Roller axle (To weld) Perno rullo (A saldare) - |
| 49 | 161845 | Rondelle SP 40 x 67 x 1 - Unterlegscheibe Arandela - Washer Rondella - |
| 49 | 163341 | Rondelle SP 40 x 67 x 0,5 - Unterlegscheibe Arandela - Washer Rondella - |
| 50 | 192806 | Galet - Rolle Rodillo - Roller Rullo - |
| 51 | 193522 | Rondelle - Unterlegscheibe Arandela - Washer Rondella - |
| 52 | 42412 | Vis FHc,M 8- 20-10.9-ZN8/C - Schraube Tornillo - Screw Vite - |
| 53 | 266719 | Galet de chaîne - Kettenrolle Rodillo de cadena - Chain roller Rullo catena - |
| 54 | 193715 | Axe de galet - Rollenachse Eje de rodillo - Roller axle Perno di rullo - |
| 55 | 58535 | Vis H,M10- 40-8.8-ZN8/C - Schraube Tornillo - Screw Vite - |
| 56 | 4954 | Chaîne (73 Maillons) - Kette (73 Glied) Cadena (73 Eslabón) - Chain (73 Link) Catena (73 Maglie) - |

| 1 | 2 | 3 | 4 | 5 | 6 | 7 | 8 | 9 | 10 | 11 | 12 | 13 | 14 | 15 | 16 | 17 | 18 | 19 | 20 |
|---|---|---|---|---|---|---|---|---|----|----|----|----|----|----|----|----|----|----|----|
| | | | | 4 | 4 | | | | | | | 4 | | | | | | | |
| | | | | 4 | 4 | | | | | | | 4 | | | | | | | |
| | | | | X | X | | | | | | | X | | | | | | | |
| | | | | X | X | | | | | | | X | | | | | | | |
| | | | | 4 | 4 | | | | | | | 4 | | | | | | | |
| | | | | 4 | 4 | | | | | | | 4 | | | | | | | |
| | | | | 4 | 4 | | | | | | | 4 | | | | | | | |
| | | | | 2 | 2 | | | | | | | 2 | | | | | | | |
| | | | | 2 | 2 | | | | | | | 2 | | | | | | | |
| | | | | 2 | 2 | | | | | | | 2 | | | | | | | |

+

Catalogue : 647010

9

MAT TRIPLE A LEVEE LIBRE TOTALE (3,70 m à 6,00 m)
 DREIFACH HUBMAST TOTAL FREIANSTEIG
 MASTIL TRIPLE A LEVANTAMIENTO LIBRE TOTAL
 TRIPLE MAST TOTAL FREE LIFT
 RAMPA TRIPLEX A LEVATA LIBERA TOTALE

Qté-Menge-Cant-Qty-Q.ta

5 AB

45

M

| | | | | | | | | | | |
|-----|----|------|----|-------|-------|-----|------|-------|----|-------|
| 1- | M | 26-2 | S3 | E2/E3 | 11- | MC | 70 | PS | S3 | E2/E3 |
| 2- | M | 30-2 | S3 | E2/E3 | 12- | M-X | 30-4 | S3-E3 | | |
| 3- | M | 26-4 | S3 | E2/E3 | 13- | M-X | 50-4 | S3-E3 | | |
| 4- | M | 30-4 | S3 | E2/E3 | 14- | M-X | 70-2 | S3-E3 | | |
| 5- | M | 40-4 | S3 | E2/E3 | 15- | | | | | |
| 6- | M | 50-4 | S3 | E2/E3 | 16- | | | | | |
| 7- | MC | 30 | S3 | E2/E3 | 17- | | | | | |
| 8- | MC | 40 | PS | S3 | E2/E3 | 18- | | | | |
| 9- | MC | 50 | PS | S3 | E2/E3 | 19- | | | | |
| 10- | MC | 60 | PS | S3 | E2/E3 | 20- | | | | |

| Rep Hinw Fig Item Rif | Número Teil-Nr Numero Part-Nr Part-Nr | Désignation Bezeichnung Descripcion Description Descrizione |
|-----------------------------------|---|--|
| 60 | 192806 | Galet - Rolle Rodillo - Roller Rullo - |
| 61 | 193522 | Rondelle - Unterlegscheibe Arandela - Washer Rondella - |
| 62 | 42412 | Vis FHC,M 8- 20-10.9-ZN8/C - Schraube Tornillo - Screw Vite - |
| 63 | 193895 | Axe de galet - Rollenachse Eje de rodillo - Roller axle Perno di rullo - |
| 64 | 195660 | Cale d'épaisseur 0,5 mm - Ausgleichscheibe Cala de espesor - Shim Spessore - |
| 64 | 201219 | Cale d'épaisseur 1 mm - Ausgleichscheibe Cala de espesor - Shim Spessore - |
| 65 | 29461 | Rondelle W 7 ZN - Unterlegscheibe Arandela - Washer Rondella - |
| 66 | 193893 | Vis H,M 7- 35 zinguée - Schraube Tornillo - Screw Vite - |
| 67 | 81362 | Graisneur coudé (M 6 x 100) - Gekrspft schmiernippel Engrasador acodado - Cranked greaser Ingrassatore - |
| 68 | 199429 | Galet - Rolle Rodillo - Roller Rullo - |
| 69 | 192552 | Bague - Büchse Anillo - Bushing Anello - |

| 1 | 2 | 3 | 4 | 5 | 6 | 7 | 8 | 9 | 10 | 11 | 12 | 13 | 14 | 15 | 16 | 17 | 18 | 19 | 20 |
|---|---|---|---|---|---|---|---|---|----|----|----|----|----|----|----|----|----|----|----|
| | | | | 2 | 2 | | | | | | | 2 | | | | | | | |
| | | | | 2 | 2 | | | | | | | 2 | | | | | | | |
| | | | | 2 | 2 | | | | | | | 2 | | | | | | | |
| | | | | 2 | 2 | | | | | | | 2 | | | | | | | |
| | | | | X | X | | | | | | | X | | | | | | | |
| | | | | X | X | | | | | | | X | | | | | | | |
| | | | | 4 | 4 | | | | | | | 4 | | | | | | | |
| | | | | 4 | 4 | | | | | | | 4 | | | | | | | |
| | | | | 2 | 2 | | | | | | | 2 | | | | | | | |
| | | | | 2 | 2 | | | | | | | 2 | | | | | | | |

+

Catalogue : 647010

11

MAT TRIPLE A LEVEE LIBRE TOTALE (3,70 m à 6,00 m)
 DREIFACH HUBMAST TOTAL FREIANSTEIG
 MASTIL TRIPLE A LEVANTAMIENTO LIBRE TOTAL
 TRIPLE MAST TOTAL FREE LIFT
 RAMPA TRIPLEX A LEVATA LIBERA TOTALE

Qté-Menge-Cant-Qty-Q.ta

5 AB

45

M

| | | | | | | | | | | |
|-----|----|------|----|-------|-------|-----|------|-------|----|-------|
| 1- | M | 26-2 | S3 | E2/E3 | 11- | MC | 70 | PS | S3 | E2/E3 |
| 2- | M | 30-2 | S3 | E2/E3 | 12- | M-X | 30-4 | S3-E3 | | |
| 3- | M | 26-4 | S3 | E2/E3 | 13- | M-X | 50-4 | S3-E3 | | |
| 4- | M | 30-4 | S3 | E2/E3 | 14- | M-X | 70-2 | S3-E3 | | |
| 5- | M | 40-4 | S3 | E2/E3 | 15- | | | | | |
| 6- | M | 50-4 | S3 | E2/E3 | 16- | | | | | |
| 7- | MC | 30 | S3 | E2/E3 | 17- | | | | | |
| 8- | MC | 40 | PS | S3 | E2/E3 | 18- | | | | |
| 9- | MC | 50 | PS | S3 | E2/E3 | 19- | | | | |
| 10- | MC | 60 | PS | S3 | E2/E3 | 20- | | | | |

| Rep Hinw Fig Item Rif | Numéro Teil-Nr Numero Part-Nr Part-Nr | Désignation Bezeichnung Descripcion Description Descrizione | 1 | 2 | 3 | 4 | 5 | 6 | 7 | 8 | 9 | 10 | 11 | 12 | 13 | 14 | 15 | 16 | 17 | 18 | 19 | 20 |
|-----------------------------------|---|--|---|---|---|---|---|---|---|---|---|----|----|----|----|----|----|----|----|----|----|----|
| 81 | 61680 | Rondelle M 14 ZN - Unterlegscheibe Arandela - Washer Rondella - | | | | | 2 | 2 | | | | | | | 2 | | | | | | | |
| 82 | 61952 | Vis H,M14- 45-10.9-ZN8/C - Schraube Tornillo - Screw Vite - | | | | | 2 | 2 | | | | | | | 2 | | | | | | | |
| 83 | 219355 | Tablier porte fourches, nu (Longueur 1670 mm) (FEMA) Gabelträger, allein (Länge 1670 mm) (FEMA) Tablero portahorquillas, solo (Longitud 1670 mm) (FEMA) Forks carrier, stripped (Length 1670 mm) (FEMA) Portaforche, nudo (Lunghezza 1670 mm) (FEMA) | | | | | 1 | | | | | | | | | | | | | | | |
| 84 | 219392 | Tablier porte fourches, nu (Longueur 2000 mm) (FEMA) Gabelträger, allein (Länge 2000 mm) (FEMA) Tablero portahorquillas, solo (Longitud 2000 mm) (FEMA) Forks carrier, stripped (Length 2000 mm) (FEMA) Portaforche, nudo (Lunghezza 2000 mm) (FEMA) | | | | | 1 | | | | | | | | | | | | | | | |
| 85 | 219356 | Tablier porte fourches, nu (Longueur 1670 mm) (FEMA) Gabelträger, allein (Länge 1670 mm) (FEMA) Tablero portahorquillas, solo (Longitud 1670 mm) (FEMA) Forks carrier, stripped (Length 1670 mm) (FEMA) Portaforche, nudo (Lunghezza 1670 mm) (FEMA) | | | | | | 1 | | | | | | | | 1 | | | | | | |
| 86 | 219393 | Tablier porte fourches, nu (Longueur 2000 mm) (FEMA) Gabelträger, allein (Länge 2000 mm) (FEMA) Tablero portahorquillas, solo (Longitud 2000 mm) (FEMA) Forks carrier, stripped (Length 2000 mm) (FEMA) Portaforche, nudo (Lunghezza 2000 mm) (FEMA) | | | | | | 1 | | | | | | | | 1 | | | | | | |
| 87 | 58548 | Ecrou H ,M12 C 8 ZN..C - Mutter Tuerca - Nut Dado - | | | | | 1 | 1 | | | | | | | | 1 | | | | | | |
| 88 | 58550 | Vis H,M12- 50-8.8-ZN8/C - Schraube Tornillo - Screw Vite - | | | | | 1 | 1 | | | | | | | | 1 | | | | | | |
| 89 | 415497 | Fourche - Gabel Horquilla - Fork Forca - | | | | | 2 | | | | | | | | | | | | | | | |

+

Catalogue : 647010

12

MAT TRIPLE A LEVEE LIBRE TOTALE (3,70 m à 6,00 m)
 DREIFACH HUBMAST TOTAL FREIANSTEIG
 MASTIL TRIPLE A LEVANTAMIENTO LIBRE TOTAL
 TRIPLE MAST TOTAL FREE LIFT
 RAMPA TRIPLEX A LEVATA LIBERA TOTALE

Qté-Menge-Cant-Qty-Q.ta

5 AB

45

M

| | | | | | | | | | | |
|-----|----|------|----|-------|-------|-----|------|-------|----|-------|
| 1- | M | 26-2 | S3 | E2/E3 | 11- | MC | 70 | PS | S3 | E2/E3 |
| 2- | M | 30-2 | S3 | E2/E3 | 12- | M-X | 30-4 | S3-E3 | | |
| 3- | M | 26-4 | S3 | E2/E3 | 13- | M-X | 50-4 | S3-E3 | | |
| 4- | M | 30-4 | S3 | E2/E3 | 14- | M-X | 70-2 | S3-E3 | | |
| 5- | M | 40-4 | S3 | E2/E3 | 15- | | | | | |
| 6- | M | 50-4 | S3 | E2/E3 | 16- | | | | | |
| 7- | MC | 30 | S3 | E2/E3 | 17- | | | | | |
| 8- | MC | 40 | PS | S3 | E2/E3 | 18- | | | | |
| 9- | MC | 50 | PS | S3 | E2/E3 | 19- | | | | |
| 10- | MC | 60 | PS | S3 | E2/E3 | 20- | | | | |

| Rep Hinw Fig Item Rif | Numéro Teil-Nr Numero Part-Nr Part-Nr | Désignation Bezeichnung Descripcion Description Descrizione |
|-----------------------------------|---|---|
| 90 | 415499 | Fourche - Gabel Horquilla - Fork Forca - |
| 91 | 162849 | Axe + 2 goupilles - Bolzen + 2 stift Eje + 2 pasadors - Pin + 2 cotter pin Perno + 2 spina - |
| 92 | 193478 | Axe de galet (A souder) - Rollenachse (Zu schweissen) Eje de rodillo (A soldar) - Roller axle (To weld) Perno rullo (A saldare) - |
| 93 | 161845 | Rondelle SP 40 x 67 x 1 - Unterlegscheibe Arandela - Washer Rondella - |
| 93 | 163341 | Rondelle SP 40 x 67 x 0,5 - Unterlegscheibe Arandela - Washer Rondella - |
| 94 | 192806 | Galet - Rolle Rodillo - Roller Rullo - |
| 95 | 193522 | Rondelle - Unterlegscheibe Arandela - Washer Rondella - |
| 96 | 42412 | Vis FHc,M 8- 20-10.9-ZN8/C - Schraube Tornillo - Screw Vite - |
| 97 | 192807 | Galet guide - Führungsrolle Rodillo guía - Guide roller Rullo guida - |
| 98 | 38373 | Cale d'épaisseur 1 mm - Ausgleichscheibe Cala de espesor - Shim Spessore - |
| 98 | 38374 | Cale d'épaisseur 2 mm - Ausgleichscheibe Cala de espesor - Shim Spessore - |

| 1 | 2 | 3 | 4 | 5 | 6 | 7 | 8 | 9 | 10 | 11 | 12 | 13 | 14 | 15 | 16 | 17 | 18 | 19 | 20 |
|---|---|---|---|---|---|---|---|---|----|----|----|----|----|----|----|----|----|----|----|
| | | | | | 2 | | | | | | | 2 | | | | | | | |
| | | | | | 2 | 2 | | | | | | 2 | | | | | | | |
| | | | | | 4 | 4 | | | | | | 4 | | | | | | | |
| | | | | | X | X | | | | | | X | | | | | | | |
| | | | | | X | X | | | | | | X | | | | | | | |
| | | | | | 4 | 4 | | | | | | 4 | | | | | | | |
| | | | | | 4 | 4 | | | | | | 4 | | | | | | | |
| | | | | | 4 | 4 | | | | | | 4 | | | | | | | |
| | | | | | 4 | 4 | | | | | | 4 | | | | | | | |
| | | | | | X | X | | | | | | X | | | | | | | |
| | | | | | X | X | | | | | | X | | | | | | | |

+

13

Catalogue : 647010

MAT TRIPLE A LEVEE LIBRE TOTALE (3,70 m à 6,00 m)
 DREIFACH HUBMAST TOTAL FREIANSTEIG
 MASTIL TRIPLE A LEVANTAMIENTO LIBRE TOTAL
 TRIPLE MAST TOTAL FREE LIFT
 RAMPA TRIPLEX A LEVATA LIBERA TOTALE

Qté-Menge-Cant-Qty-Q.ta

5 AB

45

M

| | | | | | | | | | | |
|-----|----|------|----|-------|-------|-----|------|-------|----|-------|
| 1- | M | 26-2 | S3 | E2/E3 | 11- | MC | 70 | PS | S3 | E2/E3 |
| 2- | M | 30-2 | S3 | E2/E3 | 12- | M-X | 30-4 | S3-E3 | | |
| 3- | M | 26-4 | S3 | E2/E3 | 13- | M-X | 50-4 | S3-E3 | | |
| 4- | M | 30-4 | S3 | E2/E3 | 14- | M-X | 70-2 | S3-E3 | | |
| 5- | M | 40-4 | S3 | E2/E3 | 15- | | | | | |
| 6- | M | 50-4 | S3 | E2/E3 | 16- | | | | | |
| 7- | MC | 30 | S3 | E2/E3 | 17- | | | | | |
| 8- | MC | 40 | PS | S3 | E2/E3 | 18- | | | | |
| 9- | MC | 50 | PS | S3 | E2/E3 | 19- | | | | |
| 10- | MC | 60 | PS | S3 | E2/E3 | 20- | | | | |

| Rep Hinw Fig Item Rif | Numéro Teil-Nr Numero Part-Nr Part-Nr | Désignation Bezeichnung Descripcion Description Descrizione | 1 | 2 | 3 | 4 | 5 | 6 | 7 | 8 | 9 | 10 | 11 | 12 | 13 | 14 | 15 | 16 | 17 | 18 | 19 | 20 | |
|-----------------------------------|---|---|---|---|---|---|---|---|---|---|---|----|----|----|----|----|----|----|----|----|----|----|--|
| 99 | 42232 | Rondelle W10 ZN Arandela Rondella | | | | | 8 | 8 | | | | | | | 8 | | | | | | | | |
| 100 | 160566 | Vis H,M10- 60-8.8-ZN8/C Tornillo Vite | | | | | 8 | 8 | | | | | | | 8 | | | | | | | | |
| 101 | 9911 | Rondelle SP 14,5x 52 x 4 ZN Arandela Rondella | | | | | 2 | 2 | | | | | | | 2 | | | | | | | | |
| 102 | 176716 | Vis H,M14-150- 30-8.8-ZN8/C Tornillo Vite | | | | | 2 | 2 | | | | | | | 2 | | | | | | | | |
| 103 | 204382 | Levier Palanca Leva | | | | | 2 | | | | | | | | | | | | | | | | |
| 104 | 175549 | Ressort Muelle Molla | | | | | 2 | | | | | | | | | | | | | | | | |
| 105 | 204387 | Verrou Cerrojo Catenaccio | | | | | 2 | | | | | | | | | | | | | | | | |
| 106 | 175551 | Goupille 5 x 25 E Pasador Spina | | | | | 2 | | | | | | | | | | | | | | | | |
| 107 | 204382 | Levier Palanca Leva | | | | | | 2 | | | | | | | 2 | | | | | | | | |
| 108 | 175549 | Ressort Muelle Molla | | | | | | 2 | | | | | | | 2 | | | | | | | | |
| 109 | 204959 | Verrou Cerrojo Catenaccio | | | | | | 2 | | | | | | | 2 | | | | | | | | |

+

Catalogue : 647010

15

MAT TRIPLE A LEVEE LIBRE TOTALE (3,70 m à 6,00 m)
 DREIFACH HUBMAST TOTAL FREIANSTEIG
 MASTIL TRIPLE A LEVANTAMIENTO LIBRE TOTAL
 TRIPLE MAST TOTAL FREE LIFT
 RAMPA TRIPLEX A LEVATA LIBERA TOTALE

Qté-Menge-Cant-Qty-Q.ta

5 AB

45

M

| | | | | | | | | | | |
|-----|----|------|----|-------|-------|-----|------|-------|----|-------|
| 1- | M | 26-2 | S3 | E2/E3 | 11- | MC | 70 | PS | S3 | E2/E3 |
| 2- | M | 30-2 | S3 | E2/E3 | 12- | M-X | 30-4 | S3-E3 | | |
| 3- | M | 26-4 | S3 | E2/E3 | 13- | M-X | 50-4 | S3-E3 | | |
| 4- | M | 30-4 | S3 | E2/E3 | 14- | M-X | 70-2 | S3-E3 | | |
| 5- | M | 40-4 | S3 | E2/E3 | 15- | | | | | |
| 6- | M | 50-4 | S3 | E2/E3 | 16- | | | | | |
| 7- | MC | 30 | S3 | E2/E3 | 17- | | | | | |
| 8- | MC | 40 | PS | S3 | E2/E3 | 18- | | | | |
| 9- | MC | 50 | PS | S3 | E2/E3 | 19- | | | | |
| 10- | MC | 60 | PS | S3 | E2/E3 | 20- | | | | |

| Rep Hinw Fig Item Rif | Numéro Teil-Nr Numero Part-Nr Part-Nr | Désignation Bezeichnung Descripcion Description Descrizione |
|-----------------------------------|---|---|
| 119 | 7541 | Chaîne (85 Maillons) - Kette (85 Glied) Cadena (85 Eslabón) - Chain (85 Link) Catena (85 Maglie) - |
| 120 | 164827 | Chaîne (87 Maillons) - Kette (87 Glied) Cadena (87 Eslabón) - Chain (87 Link) Catena (87 Maglie) - |
| 121 | 193524 | Chaîne (91 Maillons) - Kette (91 Glied) Cadena (91 Eslabón) - Chain (91 Link) Catena (91 Maglie) - |
| 122 | 193525 | Chaîne (97 Maillons) - Kette (97 Glied) Cadena (97 Eslabón) - Chain (97 Link) Catena (97 Maglie) - |
| 123 | 31864 | Chaîne (103 Maillons) - Kette (103 Glied) Cadena (103 Eslabón) - Chain (103 Link) Catena (103 Maglie) - |
| 124 | 193710 | Chaîne (47 Maillons) - Kette (47 Glied) Cadena (47 Eslabón) - Chain (47 Link) Catena (47 Maglie) - |
| 125 | 73287 | Chaîne (49 Maillons) - Kette (49 Glied) Cadena (49 Eslabón) - Chain (49 Link) Catena (49 Maglie) - |
| 126 | 73287 | Chaîne (49 Maillons) - Kette (49 Glied) Cadena (49 Eslabón) - Chain (49 Link) Catena (49 Maglie) - |
| 127 | 170022 | Chaîne (51 Maillons) - Kette (51 Glied) Cadena (51 Eslabón) - Chain (51 Link) Catena (51 Maglie) - |
| 128 | 193711 | Chaîne (53 Maillons) - Kette (53 Glied) Cadena (53 Eslabón) - Chain (53 Link) Catena (53 Maglie) - |
| 129 | 195684 | Chaîne (57 Maillons) - Kette (57 Glied) Cadena (57 Eslabón) - Chain (57 Link) Catena (57 Maglie) - |

| 1 | 2 | 3 | 4 | 5 | 6 | 7 | 8 | 9 | 10 | 11 | 12 | 13 | 14 | 15 | 16 | 17 | 18 | 19 | 20 |
|---|---|---|---|---|---|---|---|---|----|----|----|----|----|----|----|----|----|----|----|
| | | | | 2 | 2 | | | | | | | 2 | | | | | | | |
| | | | | 2 | 2 | | | | | | | 2 | | | | | | | |
| | | | | 2 | 2 | | | | | | | 2 | | | | | | | |
| | | | | 2 | 2 | | | | | | | 2 | | | | | | | |
| | | | | 2 | 2 | | | | | | | 2 | | | | | | | |
| | | | | 2 | 2 | | | | | | | 2 | | | | | | | |
| | | | | 2 | 2 | | | | | | | 2 | | | | | | | |
| | | | | 2 | 2 | | | | | | | 2 | | | | | | | |
| | | | | 2 | 2 | | | | | | | 2 | | | | | | | |



Catalogue : 647010

16

MAT TRIPLE A LEVEE LIBRE TOTALE (3,70 m à 6,00 m)
 DREIFACH HUBMAST TOTAL FREIANSTEIG
 MASTIL TRIPLE A LEVANTAMIENTO LIBRE TOTAL
 TRIPLE MAST TOTAL FREE LIFT
 RAMPA TRIPLEX A LEVATA LIBERA TOTALE

Qté-Menge-Cant-Qty-Q.ta

5 AB

45

M

| | | | | | | | | | | |
|-----|----|------|----|-------|-------|-----|------|-------|----|-------|
| 1- | M | 26-2 | S3 | E2/E3 | 11- | MC | 70 | PS | S3 | E2/E3 |
| 2- | M | 30-2 | S3 | E2/E3 | 12- | M-X | 30-4 | S3-E3 | | |
| 3- | M | 26-4 | S3 | E2/E3 | 13- | M-X | 50-4 | S3-E3 | | |
| 4- | M | 30-4 | S3 | E2/E3 | 14- | M-X | 70-2 | S3-E3 | | |
| 5- | M | 40-4 | S3 | E2/E3 | 15- | | | | | |
| 6- | M | 50-4 | S3 | E2/E3 | 16- | | | | | |
| 7- | MC | 30 | S3 | E2/E3 | 17- | | | | | |
| 8- | MC | 40 | PS | S3 | E2/E3 | 18- | | | | |
| 9- | MC | 50 | PS | S3 | E2/E3 | 19- | | | | |
| 10- | MC | 60 | PS | S3 | E2/E3 | 20- | | | | |

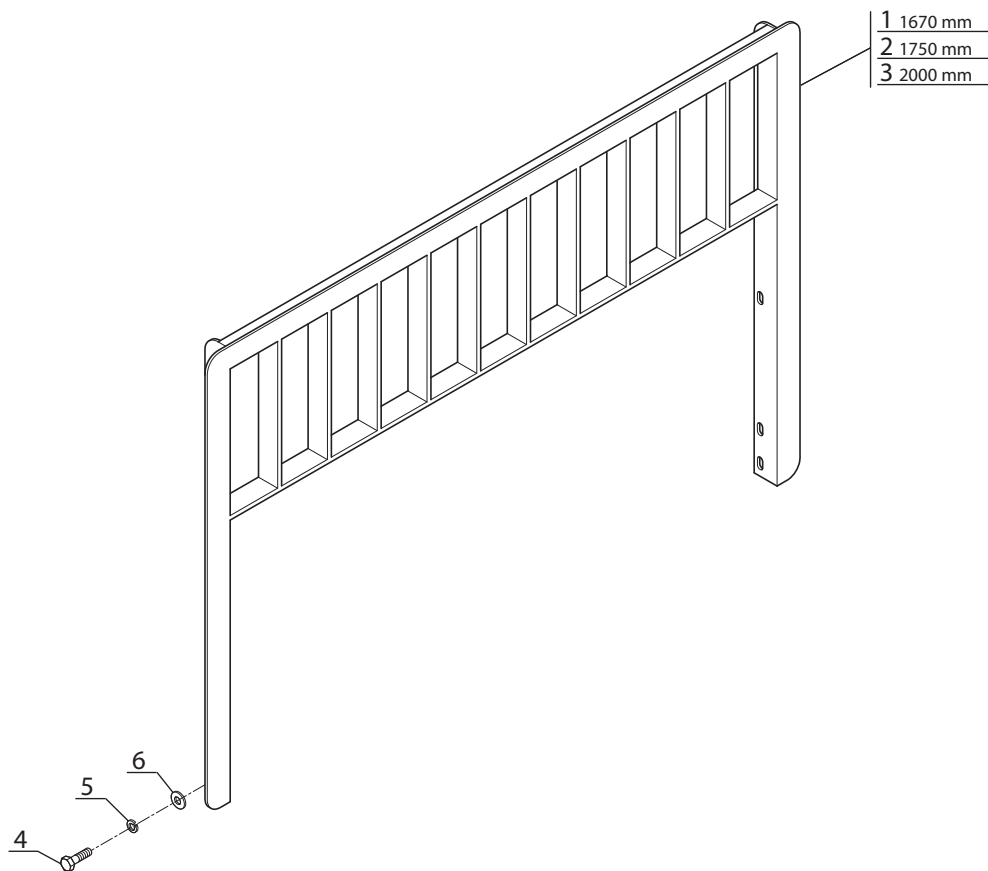
| Rep Hinw Fig Item Rif | Numéro Teil-Nr Numero Part-Nr Part-Nr | Désignation Bezeichnung Descripcion Descrizione |
|-----------------------------------|---|---|
| 130 | 198282 | Chaîne (61 Maillons) - Kette (61 Glied) Cadena (61 Eslabón) - Chain (61 Link) Catena (61 Maglie) - |
| 131 | 193709 | Chaîne (43 Maillons) - Kette (43 Glied) Cadena (43 Eslabón) - Chain (43 Link) Catena (43 Maglie) - |
| 132 | 191885 | Chaîne (45 Maillons) - Kette (45 Glied) Cadena (45 Eslabón) - Chain (45 Link) Catena (45 Maglie) - |
| 133 | 193710 | Chaîne (47 Maillons) - Kette (47 Glied) Cadena (47 Eslabón) - Chain (47 Link) Catena (47 Maglie) - |
| 134 | 193710 | Chaîne (47 Maillons) - Kette (47 Glied) Cadena (47 Eslabón) - Chain (47 Link) Catena (47 Maglie) - |
| 135 | 73287 | Chaîne (49 Maillons) - Kette (49 Glied) Cadena (49 Eslabón) - Chain (49 Link) Catena (49 Maglie) - |
| 136 | 193711 | Chaîne (53 Maillons) - Kette (53 Glied) Cadena (53 Eslabón) - Chain (53 Link) Catena (53 Maglie) - |
| 137 | 195684 | Chaîne (57 Maillons) - Kette (57 Glied) Cadena (57 Eslabón) - Chain (57 Link) Catena (57 Maglie) - |

| 1 | 2 | 3 | 4 | 5 | 6 | 7 | 8 | 9 | 10 | 11 | 12 | 13 | 14 | 15 | 16 | 17 | 18 | 19 | 20 |
|---|---|---|---|---|---|---|---|---|----|----|----|----|----|----|----|----|----|----|----|
| | | | | 2 | 2 | | | | | | | 2 | | | | | | | |
| | | | | 2 | 2 | | | | | | | 2 | | | | | | | |
| | | | | 2 | 2 | | | | | | | 2 | | | | | | | |
| | | | | 2 | 2 | | | | | | | 2 | | | | | | | |
| | | | | 2 | 2 | | | | | | | 2 | | | | | | | |
| | | | | 2 | 2 | | | | | | | 2 | | | | | | | |
| | | | | 2 | 2 | | | | | | | 2 | | | | | | | |

5 AC 12

DOSSERET DE CHARGE
RÜCKLEHNETRAGLAST
COSTILLA DE CARGA
BACK LOAD REST
SPONDA DI CARICO

M 40-4 S.3 / M 50-4 S.3
MC 40 PS S.3 / MC 50 PS S.3
M-X 50-4 S.3



Catalogue : 647010

1

DOSSERET DE CHARGE
RÜCKLEHNETRAGLAST
COSTILLA DE CARGA
BACK LOAD REST
SPONDA DI CARICO

Qté-Menge-Cant-Qty-Q.ta

5 AC

12

M

| | | | | | | | | | | |
|-----|----|------|----|-------|-------|-----|------|-------|----|-------|
| 1- | M | 26-2 | S3 | E2/E3 | 11- | MC | 70 | PS | S3 | E2/E3 |
| 2- | M | 30-2 | S3 | E2/E3 | 12- | M-X | 30-4 | S3-E3 | | |
| 3- | M | 26-4 | S3 | E2/E3 | 13- | M-X | 50-4 | S3-E3 | | |
| 4- | M | 30-4 | S3 | E2/E3 | 14- | M-X | 70-2 | S3-E3 | | |
| 5- | M | 40-4 | S3 | E2/E3 | 15- | | | | | |
| 6- | M | 50-4 | S3 | E2/E3 | 16- | | | | | |
| 7- | MC | 30 | S3 | E2/E3 | 17- | | | | | |
| 8- | MC | 40 | PS | S3 | E2/E3 | 18- | | | | |
| 9- | MC | 50 | PS | S3 | E2/E3 | 19- | | | | |
| 10- | MC | 60 | PS | S3 | E2/E3 | 20- | | | | |

| Rep Hinw Fig Item Rif | Número Teil-Nr Numero Part-Nr Part-Nr | Désignation Bezeichnung Descripcion Description Descrizione |
|-----------------------------------|---|--|
| 1 | 199579 | Dosseret de charge, nu (1670 mm) Rücklehnmetraglast, allein Costilla de carga, solo - Back load rest, stripped Sponda di carico, nudo - |
| 2 | 201171 | Dosseret de charge, nu (1750 mm) Rücklehnmetraglast, allein Costilla de carga, solo - Back load rest, stripped Sponda di carico, nudo - |
| 3 | 199583 | Dosseret de charge, nu (2000 mm) Rücklehnmetraglast, allein Costilla de carga, solo - Back load rest, stripped Sponda di carico, nudo - |
| 4 | 184492 | Vis H,M14-150- 40-8.8-ZN8/C - Schraube Tornillo - Screw Vite - |
| 5 | 42256 | Rondelle W14 ZN - Unterlegscheibe Arandela - Washer Rondella - |
| 6 | 61680 | Rondelle M 14 ZN - Unterlegscheibe Arandela - Washer Rondella - |

| 1 | 2 | 3 | 4 | 5 | 6 | 7 | 8 | 9 | 10 | 11 | 12 | 13 | 14 | 15 | 16 | 17 | 18 | 19 | 20 |
|---|---|---|---|---|---|---|---|---|----|----|----|----|----|----|----|----|----|----|----|
| | | | | 1 | 1 | | 1 | 1 | | | | 1 | | | | | | | |
| | | | | | 1 | 1 | | 1 | 1 | | | 1 | | | | | | | |
| | | | | | 1 | 1 | | 1 | 1 | | | 1 | | | | | | | |
| | | | | | 4 | 4 | | 4 | 4 | | | 4 | | | | | | | |
| | | | | | 4 | 4 | | 4 | 4 | | | 4 | | | | | | | |
| | | | | | 4 | 4 | | 4 | 4 | | | 4 | | | | | | | |

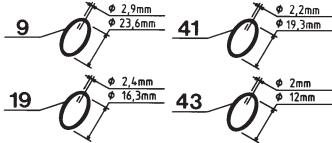
10 AC 18

HYDRAULIQUE (Branchement, vérin d'élévation)
 HYDRAULIK (Rohranschluss, hubzylinder)
 HIDRAULICO (Derivación, cilindro de elevación)
 HYDRAULIC (Branch connection, lifting cylinder)
 IDRAULICO (Diramazione, cilindro di sollevamento)

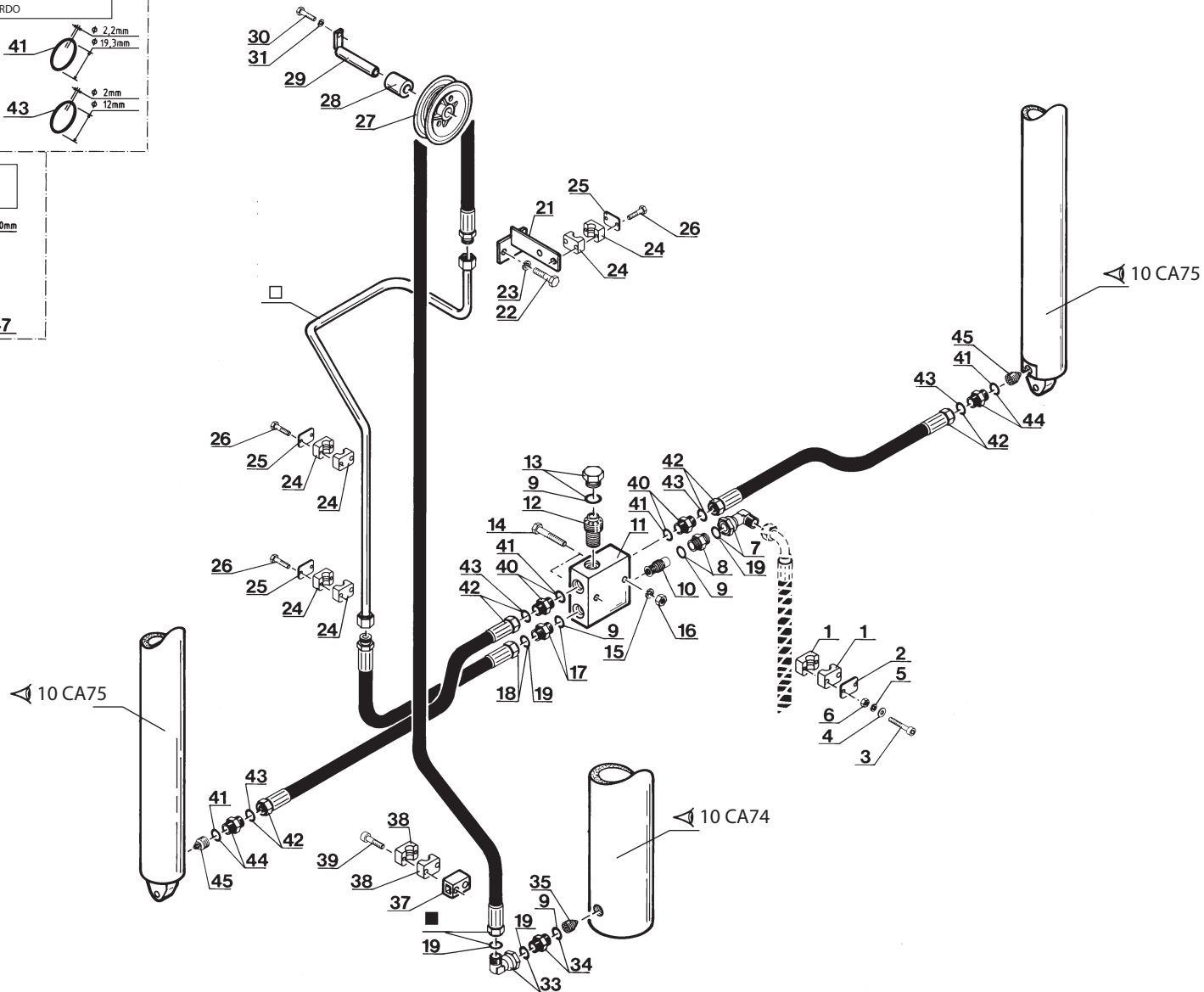
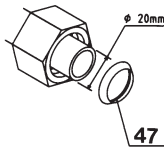
M 40-4 S.3 / M 50-4 S.3
 MC 40 PS S.3 / MC 50 PS S.3
 M-X 50-4 S.3

| Hauteur de mât | ■ | □ |
|----------------|--------|----|
| | 3,70 m | 48 |
| 4,00 m | 49 | 57 |
| 4,30 m | 50 | 58 |
| 4,50 m | 51 | 59 |
| 4,70 m | 52 | 60 |
| 5,00 m | 53 | 61 |
| 5,50 m | 54 | 62 |
| 6,00 m | 55 | 63 |

POUR FLEXIBLE ET RACCORD
 FÜR SCHLAUCH UND VERSCHRAUBUNG
 PARA FLEXIBLE Y RACOR
 FOR HOSE AND CONNECTION
 PER FLESSIBILE E RACCORDO



POUR TUBE
 FÜR ROHR - PARA TUBO
 FOR TUBE - PER TUBO



Catalogue : 647010

2

HYDRAULIQUE (Branchement vérin d'élévation)
 HYDRAULIK (Rohranschluss hubzylinder)
 HIDRAULICO (Derivación cilindro de elevación)
 HYDRAULIC (Branch connection lifting cylinder)
 IDRAULICO (Divamazione cilindro di sollevamento)

Qté-Menge-Cant-Qty-Q.ta

10 AC

18

M

1- M 26-2 S3 E2/E3 11- MC 70 PS S3 E2/E3
 2- M 30-2 S3 E2/E3 12- M-X 30-4 S3-E3
 3- M 26-4 S3 E2/E3 13- M-X 50-4 S3-E3
 4- M 30-4 S3 E2/E3 14- M-X 70-2 S3-E3
 5- M 40-4 S3 E2/E3 15-
 6- M 50-4 S3 E2/E3 16-
 7- MC 30 S3 E2/E3 17-
 8- MC 40 PS S3 E2/E3 18-
 9- MC 50 PS S3 E2/E3 19-
 10- MC 60 PS S3 E2/E3 20-

| Rep Hinw Fig Item Rif | Número Teil-Nr Numero Part-Nr Part-Nr | Désignation Bezeichnung Descripcion Description Descrizione | 1 | 2 | 3 | 4 | 5 | 6 | 7 | 8 | 9 | 10 | 11 | 12 | 13 | 14 | 15 | 16 | 17 | 18 | 19 | 20 | |
|-----------------------------------|---|---|---|---|---|---|---|---|---|---|---|----|----|----|----|----|----|----|----|----|----|----|--|
| 12 | 192873 | Clapet de sureté Válvula de seguridad Valvola di sigurezza - Sicherheit valve - Safety valve - | | | | | 1 | 1 | | 1 | 1 | | | | | | | | | | | | |
| 13 | 175744 | Bouchon Tapón Tappo - Stopfen - Plug - | | | | | 1 | 1 | | 1 | 1 | | | | | | | | | | | | |
| 14 | 58538 | Vis H,M10- 70-8.8-ZN8/C Tornillo Vite - Schraube - Screw - | | | | | 2 | 2 | | 2 | 2 | | | | | | | | | | | | |
| 15 | 42232 | Rondelle W10 ZN Arandela Rondella - Unterlegscheibe - Washer - | | | | | 2 | 2 | | 2 | 2 | | | | | | | | | | | | |
| 16 | 56354 | Ecrou H ,M10 zingué Tuerca Dado - Mutter - Nut - | | | | | 2 | 2 | | 2 | 2 | | | | | | | | | | | | |
| 17 | 74356 | Raccord Union Racor Raccordo - Verschraubung - Connection - | | | | | 1 | 1 | | 1 | 1 | | | | | | | | | | | | |
| 18 | 174249 | Flexible (Lg 600) Flexible Flessibile - Schlauch - Hose - | | | | | 1 | 1 | | 1 | 1 | | | | | | | | | | | | |
| 19 | 86788 | Joint torique Junta tórica Anello OR - "O" ring - "O" ring - | | | | | X | X | | X | X | | | | | | | | | | | | |
| 21 | 219365 | Support collier Soporte abrazadera Supporto fascetta - Klemmeträger - Clamp bracket - | | | | | 1 | 1 | | 1 | 1 | | | | | | | | | | | | |
| 22 | 63754 | Vis H,M 8- 30-8.8-ZN8/C Tornillo Vite - Schraube - Screw - | | | | | 2 | 2 | | 2 | 2 | | | | | | | | | | | | |
| 23 | 42325 | Rondelle W 8 ZN Arandela Rondella - Unterlegscheibe - Washer - | | | | | 2 | 2 | | 2 | 2 | | | | | | | | | | | | |

+

Catalogue : 647010

3

HYDRAULIQUE (Branchement vérin d'élévation)
 HYDRAULIK (Rohranschluss hubzylinder)
 HIDRAULICO (Derivación cilindro de elevación)
 HYDRAULIC (Branch connection lifting cylinder)
 IDRAULICO (Divamazione cilindro di sollevamento)

Qté-Menge-Cant-Qty-Q.ta

10 AC

18

M

| | | | | | | | | | | |
|-----|----|------|----|-------|-------|-----|------|-------|----|-------|
| 1- | M | 26-2 | S3 | E2/E3 | 11- | MC | 70 | PS | S3 | E2/E3 |
| 2- | M | 30-2 | S3 | E2/E3 | 12- | M-X | 30-4 | S3-E3 | | |
| 3- | M | 26-4 | S3 | E2/E3 | 13- | M-X | 50-4 | S3-E3 | | |
| 4- | M | 30-4 | S3 | E2/E3 | 14- | M-X | 70-2 | S3-E3 | | |
| 5- | M | 40-4 | S3 | E2/E3 | 15- | | | | | |
| 6- | M | 50-4 | S3 | E2/E3 | 16- | | | | | |
| 7- | MC | 30 | S3 | E2/E3 | 17- | | | | | |
| 8- | MC | 40 | PS | S3 | E2/E3 | 18- | | | | |
| 9- | MC | 50 | PS | S3 | E2/E3 | 19- | | | | |
| 10- | MC | 60 | PS | S3 | E2/E3 | 20- | | | | |

| Rep Hinw Fig Item Rif | Número Teil-Nr Numero Part-Nr Part-Nr | Désignation Bezeichnung Descripcion Description Descrizione |
|-----------------------------------|---|---|
| 24 | 168851 | Demi-collier Media abrazadera Fascetta - Halb-klemme - Half-clamp - |
| 25 | 168491 | Plaque de protection Placa de protección Piastra di protezione - Schützplatte - Protection plate - |
| 26 | 29481 | Vis H,M 6- 45-8.8-ZN5/C Tornillo Vite - Schraube - Screw - |
| 27 | 164615 | Poulie de flexible Polea de flexible Puleggia di flessibile - Schlauchriemen - Hose pulley - |
| 28 | 191455 | Entretoise Separador Distanziale - Querstrebe - Spacer - |
| 29 | 195667 | Axe de poulie Eje de polea Perno di puleggia - Riemenachse - Pulley axle - |
| 30 | 46668 | Vis H,M 6- 20-8.8-ZN5/C Tornillo Vite - Schraube - Screw - |
| 31 | 42316 | Rondelle W 6 ZN Arandela Rondella - Unterlegscheibe - Washer - |
| 33 | 217043 | Raccord Coudé 90° Adapteur Racor Raccordo - Verschraubung - Connection - |
| 34 | 74356 | Raccord Union Racor Raccordo - Verschraubung - Connection - |
| 35 | 193941 | Ralentisseur Válvula de restricción Regolatore - Druckregler - Flow restrictor - |

| 1 | 2 | 3 | 4 | 5 | 6 | 7 | 8 | 9 | 10 | 11 | 12 | 13 | 14 | 15 | 16 | 17 | 18 | 19 | 20 |
|---|---|---|---|---|---|---|---|---|----|----|----|----|----|----|----|----|----|----|----|
| | | | | 6 | 6 | | 6 | 6 | | | | | | | | | | | |
| | | | | 3 | 3 | | 3 | 3 | | | | | | | | | | | |
| | | | | 6 | 6 | | 6 | 6 | | | | | | | | | | | |
| | | | | 1 | 1 | | 1 | 1 | | | | | | | | | | | |
| | | | | 1 | 1 | | 1 | 1 | | | | | | | | | | | |
| | | | | 1 | 1 | | 1 | 1 | | | | | | | | | | | |
| | | | | 1 | 1 | | 1 | 1 | | | | | | | | | | | |
| | | | | 1 | 1 | | 1 | 1 | | | | | | | | | | | |
| | | | | 1 | 1 | | 1 | 1 | | | | | | | | | | | |

+

10 AD 42

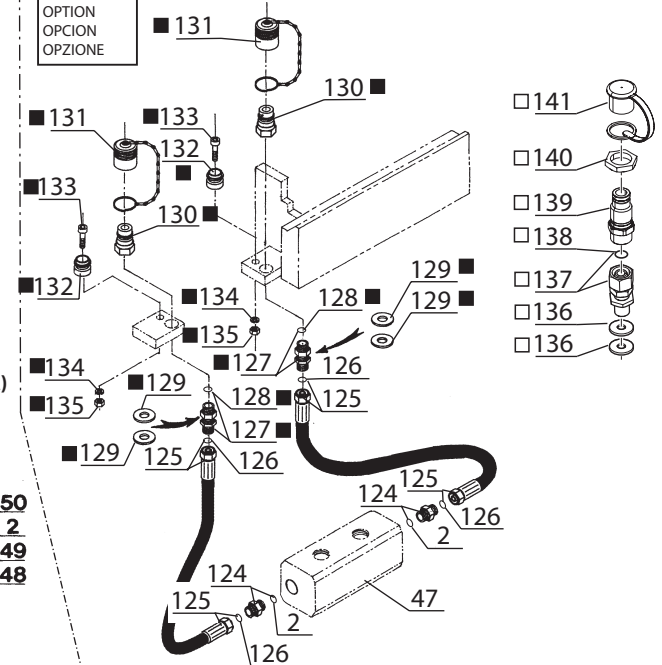
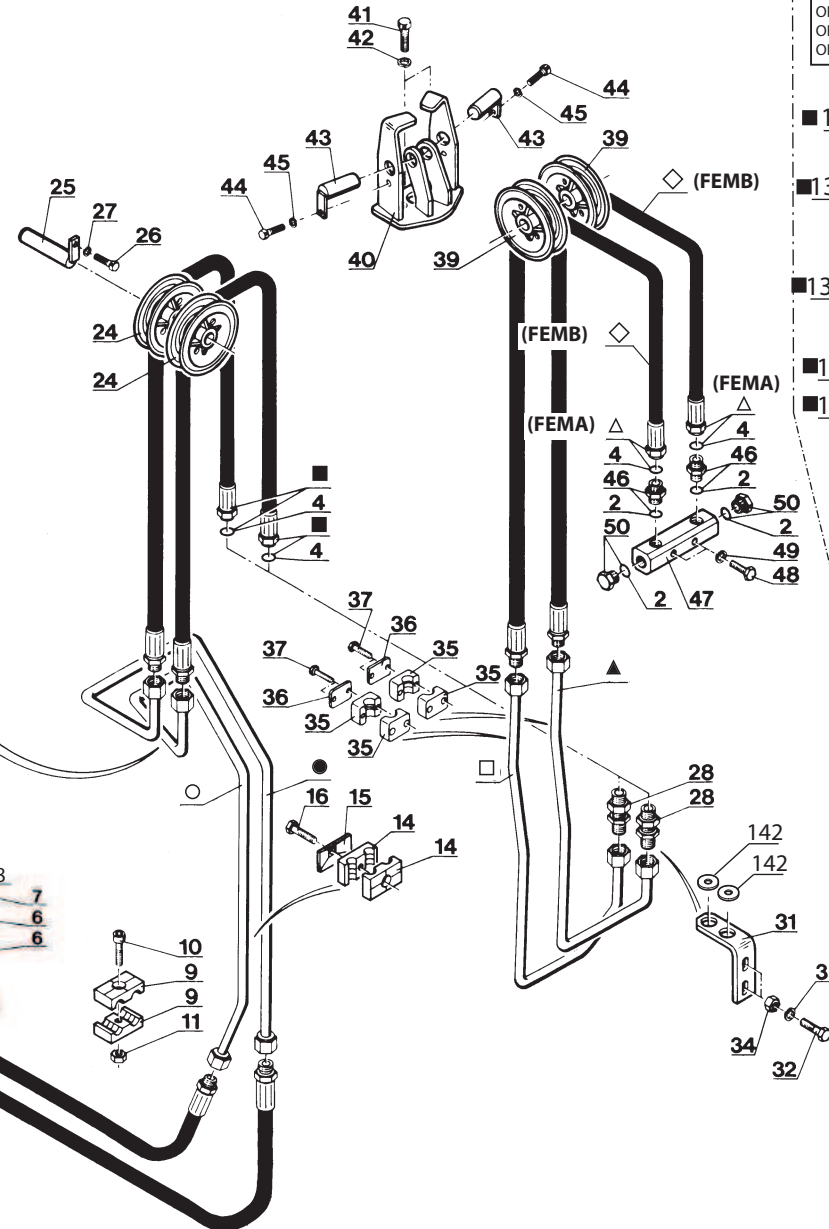
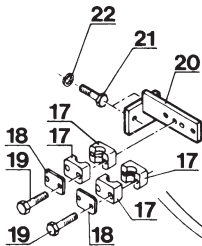
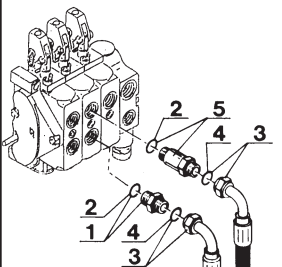
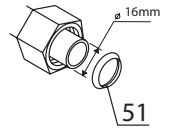
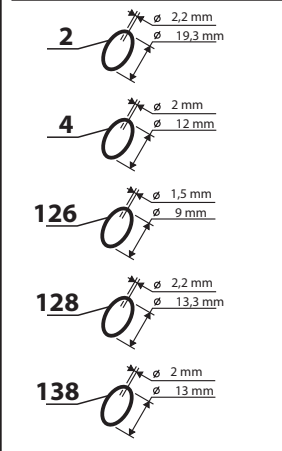
KIT HYDRAULIQUE ACCESSOIRE 3ème ELEMENT (Double effet)
 KIT 3er ELEMENT ZUBEHOR HYDRAULIK (Doppeltwirkend)
 KIT HIDRAULICO ACCESSORIO 3ro ELEMENTO (Doble efecto)
 3rd ELEMENT ATTACHMENT HYDRAULIC KIT (Double-acting)
 KIT IDRAULICO ACCESSORIO 3 ELEMENTO (Duplex effetto)

M 40-4 S.3 / M 50-4 S.3
 MC 40 PS S.3 / MC 50 PS S.3
 M-X 50-4 S.3

POUR FLEXIBLE ET RACCORD
 FÜR SCHLAUCH UND VERSCHRAUBUNG
 PARA FLEXIBLE Y RACOR
 FOR HOSE AND CONNECTION
 PER FLESSIBILE E RACCORDO

POUR TUBE
 FÜR ROHR - PARA TUBO
 FOR TUBE - PER TUBO

OPTION
 OPCION
 OPZIONE



KIT COMPLET, VOIR NOMENCLATURE
 KOMPLETTER KIT, SIEHE STÜCKLISTE
 JUEGO COMPLETO, VER NOMENCLATURA
 COMPLETE KIT, SEE NOMENCLATURE
 KIT COMPLETO, VEDERE NOMENCLATURA

Rep - Hinw - Fig - Item - Sequenza
60-61-62-63-64-65-66-67

■ 1er MONTAGE
 1ste MONTAGE
 1ro MONTAJE
 1st MOUNTING
 1mo MONTAGGIO

□ 2eme MONTAGE
 2te MONTAGE
 2do MONTAJE
 2nd MOUNTING
 2do MONTAGGIO

| | | | | | | | |
|--------|----|----|----|----|-----|-----|-----|
| 3,70 m | 68 | 76 | 84 | 92 | 100 | 108 | 116 |
| 4,00 m | 69 | 77 | 85 | 93 | 101 | 109 | 117 |
| 4,30 m | 70 | 78 | 86 | 94 | 102 | 110 | 118 |
| 4,50 m | 71 | 79 | 87 | 95 | 103 | 111 | 119 |
| 4,70 m | 72 | 80 | 88 | 96 | 104 | 112 | 120 |
| 5,00 m | 73 | 81 | 89 | 97 | 105 | 113 | 121 |
| 5,50 m | 74 | 82 | 90 | 98 | 106 | 114 | 122 |
| 6,00 m | 75 | 83 | 91 | 99 | 107 | 115 | 123 |

● ○ ■ □ ▲ △ ◇

Catalogue : 647010

1

KIT HYDRAULIQUE ACCESSOIRE 3ème ELEMENT (Double effet)
 KIT 3er ELEMENT ZUBEHOR HYDRAULIK (Doppelt wirkend)
 KIT HIDRAULICO ACCESORIO 3ro ELEMENTO (Doble efecto)
 3rd ELEMENT ATTACHMENT HYDRAULIC KIT (Double-acting)
 KIT IDRAULICO ACCESSORIO 3 ELEMENTO (Doppio effetto)

Qté-Menge-Cant-Qty-Q.ta

10 AD

42

M

| | | | | | | | | | | |
|-----|----|------|----|-------|-------|-----|------|-------|----|-------|
| 1- | M | 26-2 | S3 | E2/E3 | 11- | MC | 70 | PS | S3 | E2/E3 |
| 2- | M | 30-2 | S3 | E2/E3 | 12- | M-X | 30-4 | S3-E3 | | |
| 3- | M | 26-4 | S3 | E2/E3 | 13- | M-X | 50-4 | S3-E3 | | |
| 4- | M | 30-4 | S3 | E2/E3 | 14- | M-X | 70-2 | S3-E3 | | |
| 5- | M | 40-4 | S3 | E2/E3 | 15- | | | | | |
| 6- | M | 50-4 | S3 | E2/E3 | 16- | | | | | |
| 7- | MC | 30 | S3 | E2/E3 | 17- | | | | | |
| 8- | MC | 40 | PS | S3 | E2/E3 | 18- | | | | |
| 9- | MC | 50 | PS | S3 | E2/E3 | 19- | | | | |
| 10- | MC | 60 | PS | S3 | E2/E3 | 20- | | | | |

| Rep Hinw Fig Item Rif | Numéro Teil-Nr Numero Part-Nr Part-Nr | Désignation Bezeichnung Description Description |
|-----------------------------------|---|---|
| 1 | 167925 | Raccord Union Racor Raccordo - Verschraubung - Connection - |
| 2 | 169373 | Joint torique Junta tórica Anello OR - "0" ring - "0" ring - |
| 3 | 219713 | Flexible (Lg 2800) Flexible Flessibile - Schlauch - Hose - |
| 4 | 189956 | Joint torique Junta tórica Anello OR - "0" ring - "0" ring - |
| 5 | 174548 | Raccord Union Prolongateur Racor Raccordo - Verschraubung - Connection - |
| 6 | 170387 | Demi-collier Media abrazadera Fascetta - Halb-klemme - Half-clamp - |
| 7 | 168854 | Plaque de protection Placa de protección Piastra di protezione - Schutzplatte - Protection plate - |
| 8 | 61545 | Vis H,M 8- 55 zinguée Tornillo Vite - Schraube - Screw - |
| 9 | 170387 | Demi-collier Media abrazadera Fascetta - Halb-klemme - Half-clamp - |
| 10 | 18805 | Vis CHC,M 8- 25 zinguée Tornillo Vite - Schraube - Screw - |
| 11 | 58528 | Ecrou H ,M 8 ZN Tuerca Dado - Mutter - Nut - |

| 1 | 2 | 3 | 4 | 5 | 6 | 7 | 8 | 9 | 10 | 11 | 12 | 13 | 14 | 15 | 16 | 17 | 18 | 19 | 20 |
|---|---|---|---|---|---|---|---|---|----|----|----|----|----|----|----|----|----|----|----|
| | | | | 1 | 1 | | 1 | 1 | | | | 1 | | | | | | | |
| | | | | X | X | | X | X | | | | X | | | | | | | |
| | | | | 2 | 2 | | 2 | 2 | | | | 2 | | | | | | | |
| | | | | X | X | | X | X | | | | X | | | | | | | |
| | | | | 1 | 1 | | 1 | 1 | | | | 1 | | | | | | | |
| | | | | 4 | 4 | | 4 | 4 | | | | 4 | | | | | | | |
| | | | | 2 | 2 | | 2 | 2 | | | | 2 | | | | | | | |
| | | | | 1 | 1 | | 1 | 1 | | | | 1 | | | | | | | |
| | | | | 2 | 2 | | 2 | 2 | | | | 2 | | | | | | | |
| | | | | 1 | 1 | | 1 | 1 | | | | 1 | | | | | | | |
| | | | | 1 | 1 | | 1 | 1 | | | | 1 | | | | | | | |



Catalogue : 647010

4

KIT HYDRAULIQUE ACCESSOIRE 3ème ELEMENT (Double effet)
 KIT 3er ELEMENT ZUBEHOR HYDRAULIK (Doppelt wirkend)
 KIT HIDRAULICO ACCESORIO 3ro ELEMENTO (Doble efecto)
 3rd ELEMENT ATTACHMENT HYDRAULIC KIT (Double-acting)
 KIT IDRAULICO ACCESSORIO 3 ELEMENTO (Doppio effetto)

Qté-Menge-Cant-Qty-Q.ta

10 AD

42

M

| | | | | | | | | | | |
|-----|----|------|----|-------|-------|-----|------|-------|----|-------|
| 1- | M | 26-2 | S3 | E2/E3 | 11- | MC | 70 | PS | S3 | E2/E3 |
| 2- | M | 30-2 | S3 | E2/E3 | 12- | M-X | 30-4 | S3-E3 | | |
| 3- | M | 26-4 | S3 | E2/E3 | 13- | M-X | 50-4 | S3-E3 | | |
| 4- | M | 30-4 | S3 | E2/E3 | 14- | M-X | 70-2 | S3-E3 | | |
| 5- | M | 40-4 | S3 | E2/E3 | 15- | | | | | |
| 6- | M | 50-4 | S3 | E2/E3 | 16- | | | | | |
| 7- | MC | 30 | S3 | E2/E3 | 17- | | | | | |
| 8- | MC | 40 | PS | S3 | E2/E3 | 18- | | | | |
| 9- | MC | 50 | PS | S3 | E2/E3 | 19- | | | | |
| 10- | MC | 60 | PS | S3 | E2/E3 | 20- | | | | |

| Rep Hinw Fig Item Rif | Número Teil-Nr Numero Part-Nr Part-Nr | Désignation Bezeichnung Description Description |
|-----------------------|---------------------------------------|---|
| 40 | 219318 | Support poulie - Riemen träger Soporte polea - Bracket pulley Supporto puleggia - |
| 41 | 5804 | Vis H,M10- 25-8.8-ZN8/C - Schraube Tornillo - Screw Vite - |
| 42 | 42232 | Rondelle W10 ZN - Unterlegscheibe Arandela - Washer Rondella - |
| 43 | 196409 | Axe de poulie - Riemenachse Eje de polea - Pulley axle Perno di puleggia - |
| 44 | 46668 | Vis H,M 6- 20-8.8-ZN5/C - Schraube Tornillo - Screw Vite - |
| 45 | 42316 | Rondelle W 6 ZN - Unterlegscheibe Arandela - Washer Rondella - |
| 46 | 167925 | Raccord Union - Verschraubung Racor - Connection Raccordo - |
| 47 | 195666 | Bloc d'alimentation - Zuschieblock Bloque de alimentación - Feed block Blocco alimentazione - |
| 48 | 58535 | Vis H,M10- 40-8.8-ZN8/C - Schraube Tornillo - Screw Vite - |
| 49 | 42232 | Rondelle W10 ZN - Unterlegscheibe Arandela - Washer Rondella - |
| 50 | 175743 | Bouchon - Stopfen Tapón - Plug Tappo - |

| 1 | 2 | 3 | 4 | 5 | 6 | 7 | 8 | 9 | 10 | 11 | 12 | 13 | 14 | 15 | 16 | 17 | 18 | 19 | 20 |
|---|---|---|---|---|---|---|---|---|----|----|----|----|----|----|----|----|----|----|----|
| | | | | 1 | 1 | | 1 | 1 | | | | 1 | | | | | | | |
| | | | | 2 | 2 | | 2 | 2 | | | | 2 | | | | | | | |
| | | | | 2 | 2 | | 2 | 2 | | | | 2 | | | | | | | |
| | | | | 2 | 2 | | 2 | 2 | | | | 2 | | | | | | | |
| | | | | 2 | 2 | | 2 | 2 | | | | 2 | | | | | | | |
| | | | | 2 | 2 | | 2 | 2 | | | | 2 | | | | | | | |
| | | | | 2 | 2 | | 2 | 2 | | | | 2 | | | | | | | |
| | | | | 2 | 2 | | 2 | 2 | | | | 2 | | | | | | | |

+

Catalogue : 647010

5

KIT HYDRAULIQUE ACCESSOIRE 3ème ELEMENT (Double effet)
 KIT 3er ELEMENT ZUBEHOR HYDRAULIK (Doppelt wirkend)
 KIT HIDRAULICO ACCESORIO 3ro ELEMENTO (Doble efecto)
 3rd ELEMENT ATTACHMENT HYDRAULIC KIT (Double-acting)
 KIT IDRAULICO ACCESSORIO 3 ELEMENTO (Doppio effetto)

Qté-Menge-Cant-Qty-Q.ta

10 AD

42

M

| | |
|-----------------------|-----------------------|
| 1- M 26-2 S3 E2/E3 | 11- MC 70 PS S3 E2/E3 |
| 2- M 30-2 S3 E2/E3 | 12- M-X 30-4 S3-E3 |
| 3- M 26-4 S3 E2/E3 | 13- M-X 50-4 S3-E3 |
| 4- M 30-4 S3 E2/E3 | 14- M-X 70-2 S3-E3 |
| 5- M 40-4 S3 E2/E3 | 15- |
| 6- M 50-4 S3 E2/E3 | 16- |
| 7- MC 30 S3 E2/E3 | 17- |
| 8- MC 40 PS S3 E2/E3 | 18- |
| 9- MC 50 PS S3 E2/E3 | 19- |
| 10- MC 60 PS S3 E2/E3 | 20- |

| Rep Hinw Fig Item Rif | Numéro Teil-Nr Numero Part-Nr Part-Nr | Désignation Bezeichnung Descripcion Description Descrizione | | | | | | | | | | | | | | | | | | | | |
|-----------------------------------|---|---|---|---|---|---|---|---|---|---|---|----|----|----|----|----|----|----|----|----|----|----|
| | | | 1 | 2 | 3 | 4 | 5 | 6 | 7 | 8 | 9 | 10 | 11 | 12 | 13 | 14 | 15 | 16 | 17 | 18 | 19 | 20 |
| 51 | 169438 | Joint d'étanchéité - Dichtungsring Junta de estanqueidad - Seal Guarnizióne - | | | | | X | X | | X | X | | | | | | | | | | | X |
| 60 | 572035 | Kit hydraulique accessoire complet (mât 3,70 m) Kompletter kit zübehor hydraulik (hubmast 3,70 m) Kit hidraulico accesorio completo (mástil 3,70 m) Complete attachment hydraulic kit (mast 3,70 m) Kit idraulico accesorio completo (rampa 3,70 m) | | | | | 1 | 1 | | 1 | 1 | | | | | | | | | | | 1 |
| 61 | 572036 | Kit hydraulique accessoire complet (mât 4,00 m) Kompletter kit zübehor hydraulik (hubmast 4,00 m) Kit hidraulico accesorio completo (mástil 4,00 m) Complete attachment hydraulic kit (mast 4,00 m) Kit idraulico accesorio completo (rampa 4,00 m) | | | | | 1 | 1 | | 1 | 1 | | | | | | | | | | | 1 |
| 62 | 572037 | Kit hydraulique accessoire complet (mât 4,30 m) Kompletter kit zübehor hydraulik (hubmast 4,30 m) Kit hidraulico accesorio completo (mástil 4,30 m) Complete attachment hydraulic kit (mast 4,30 m) Kit idraulico accesorio completo (rampa 4,30 m) | | | | | 1 | 1 | | 1 | 1 | | | | | | | | | | | 1 |
| 63 | 572038 | Kit hydraulique accessoire complet (mât 4,50 m) Kompletter kit zübehor hydraulik (hubmast 4,50 m) Kit hidraulico accesorio completo (mástil 4,50 m) Complete attachment hydraulic kit (mast 4,50 m) Kit idraulico accesorio completo (rampa 4,50 m) | | | | | 1 | 1 | | 1 | 1 | | | | | | | | | | | 1 |
| 64 | 572039 | Kit hydraulique accessoire complet (mât 4,70 m) Kompletter kit zübehor hydraulik (hubmast 4,70 m) Kit hidraulico accesorio completo (mástil 4,70 m) Complete attachment hydraulic kit (mast 4,70 m) Kit idraulico accesorio completo (rampa 4,70 m) | | | | | 1 | 1 | | 1 | 1 | | | | | | | | | | | 1 |
| 65 | 572040 | Kit hydraulique accessoire complet (mât 5,00 m) Kompletter kit zübehor hydraulik (hubmast 5,00 m) Kit hidraulico accesorio completo (mástil 5,00 m) Complete attachment hydraulic kit (mast 5,00 m) Kit idraulico accesorio completo (rampa 5,00 m) | | | | | 1 | 1 | | 1 | 1 | | | | | | | | | | | 1 |
| 66 | 572041 | Kit hydraulique accessoire complet (mât 5,50 m) Kompletter kit zübehor hydraulik (hubmast 5,50 m) Kit hidraulico accesorio completo (mástil 5,50 m) Complete attachment hydraulic kit (mast 5,50 m) Kit idraulico accesorio completo (rampa 5,50 m) | | | | | 1 | 1 | | 1 | 1 | | | | | | | | | | | 1 |

+

Catalogue : 647010

7

KIT HYDRAULIQUE ACCESSOIRE 3ème ELEMENT (Double effet)
 KIT 3er ELEMENT ZUBEHOR HYDRAULIK (Doppelt wirkend)
 KIT HIDRAULICO ACCESORIO 3ro ELEMENTO (Doble efecto)
 3rd ELEMENT ATTACHMENT HYDRAULIC KIT (Double-acting)
 KIT IDRAULICO ACCESSORIO 3 ELEMENTO (Doppio effetto)

Qté-Menge-Cant-Qty-Q.ta

10 AD

42

M

| | | | | | | | | | | |
|-----|----|------|----|-------|-------|-----|------|-------|----|-------|
| 1- | M | 26-2 | S3 | E2/E3 | 11- | MC | 70 | PS | S3 | E2/E3 |
| 2- | M | 30-2 | S3 | E2/E3 | 12- | M-X | 30-4 | S3-E3 | | |
| 3- | M | 26-4 | S3 | E2/E3 | 13- | M-X | 50-4 | S3-E3 | | |
| 4- | M | 30-4 | S3 | E2/E3 | 14- | M-X | 70-2 | S3-E3 | | |
| 5- | M | 40-4 | S3 | E2/E3 | 15- | | | | | |
| 6- | M | 50-4 | S3 | E2/E3 | 16- | | | | | |
| 7- | MC | 30 | S3 | E2/E3 | 17- | | | | | |
| 8- | MC | 40 | PS | S3 | E2/E3 | 18- | | | | |
| 9- | MC | 50 | PS | S3 | E2/E3 | 19- | | | | |
| 10- | MC | 60 | PS | S3 | E2/E3 | 20- | | | | |

| Rep Hinw Fig Item Rif | Número Teil-Nr Numero Part-Nr Part-Nr | Désignation Bezeichnung Descripcion Description Descrizione |
|-----------------------------------|---|---|
| 78 | 196350 | Tube - Rohr Tubo - Tube Tubo - |
| 79 | 196352 | Tube - Rohr Tubo - Tube Tubo - |
| 80 | 196354 | Tube - Rohr Tubo - Tube Tubo - |
| 81 | 196356 | Tube - Rohr Tubo - Tube Tubo - |
| 82 | 196358 | Tube - Rohr Tubo - Tube Tubo - |
| 83 | 196360 | Tube - Rohr Tubo - Tube Tubo - |
| 84 | 189026 | Flexible (Lg 1660) - Schlauch Flexible - Hose Flessibile - |
| 85 | 211728 | Flexible (Lg 1760) - Schlauch Flexible - Hose Flessibile - |
| 86 | 211729 | Flexible (Lg 1860) - Schlauch Flexible - Hose Flessibile - |
| 87 | 196396 | Flexible (Lg 1935) - Schlauch Flexible - Hose Flessibile - |
| 88 | 196397 | Flexible (Lg 1995) - Schlauch Flexible - Hose Flessibile - |

| 1 | 2 | 3 | 4 | 5 | 6 | 7 | 8 | 9 | 10 | 11 | 12 | 13 | 14 | 15 | 16 | 17 | 18 | 19 | 20 |
|---|---|---|---|---|---|---|---|---|----|----|----|----|----|----|----|----|----|----|----|
| | | | | 1 | 1 | | 1 | 1 | | | 1 | | | | | | | | |
| | | | | 1 | 1 | | 1 | 1 | | | 1 | | | | | | | | |
| | | | | 1 | 1 | | 1 | 1 | | | 1 | | | | | | | | |
| | | | | 1 | 1 | | 1 | 1 | | | 1 | | | | | | | | |
| | | | | 1 | 1 | | 1 | 1 | | | 1 | | | | | | | | |
| | | | | 2 | 2 | | 2 | 2 | | | 2 | | | | | | | | |
| | | | | 2 | 2 | | 2 | 2 | | | 2 | | | | | | | | |
| | | | | 2 | 2 | | 2 | 2 | | | 2 | | | | | | | | |
| | | | | 2 | 2 | | 2 | 2 | | | 2 | | | | | | | | |

+

Catalogue : 647010

8

KIT HYDRAULIQUE ACCESSOIRE 3ème ELEMENT (Double effet)
 KIT 3er ELEMENT ZUBEHOR HYDRAULIK (Doppelt wirkend)
 KIT HIDRAULICO ACCESORIO 3ro ELEMENTO (Doble efecto)
 3rd ELEMENT ATTACHMENT HYDRAULIC KIT (Double-acting)
 KIT IDRAULICO ACCESSORIO 3 ELEMENTO (Doppio effetto)

Qté-Menge-Cant-Qty-Q.ta

10 AD

42

M

| | | | | | | | | | | |
|-----|----|------|----|-------|-------|-----|------|-------|----|-------|
| 1- | M | 26-2 | S3 | E2/E3 | 11- | MC | 70 | PS | S3 | E2/E3 |
| 2- | M | 30-2 | S3 | E2/E3 | 12- | M-X | 30-4 | S3-E3 | | |
| 3- | M | 26-4 | S3 | E2/E3 | 13- | M-X | 50-4 | S3-E3 | | |
| 4- | M | 30-4 | S3 | E2/E3 | 14- | M-X | 70-2 | S3-E3 | | |
| 5- | M | 40-4 | S3 | E2/E3 | 15- | | | | | |
| 6- | M | 50-4 | S3 | E2/E3 | 16- | | | | | |
| 7- | MC | 30 | S3 | E2/E3 | 17- | | | | | |
| 8- | MC | 40 | PS | S3 | E2/E3 | 18- | | | | |
| 9- | MC | 50 | PS | S3 | E2/E3 | 19- | | | | |
| 10- | MC | 60 | PS | S3 | E2/E3 | 20- | | | | |

| Rep Hinw Fig Item Rif | Numéro Teil-Nr Numero Part-Nr Part-Nr | Désignation Bezeichnung Descripcion Description Descrizione |
|-----------------------------------|---|---|
| 89 | 203706 | Flexible (Lg 2110) Flexible Flessibile - Schlauch - Hose - |
| 90 | 206272 | Flexible (Lg 2260) Flexible Flessibile - Schlauch - Hose - |
| 91 | 206273 | Flexible (Lg 2435) Flexible Flessibile - Schlauch - Hose - |
| 92 | 196378 | Tube Tubo Tubo - Rohr - Tube - |
| 93 | 196380 | Tube Tubo Tubo - Rohr - Tube - |
| 94 | 196382 | Tube Tubo Tubo - Rohr - Tube - |
| 95 | 196384 | Tube Tubo Tubo - Rohr - Tube - |
| 96 | 196386 | Tube Tubo Tubo - Rohr - Tube - |
| 97 | 196388 | Tube Tubo Tubo - Rohr - Tube - |
| 98 | 196390 | Tube Tubo Tubo - Rohr - Tube - |
| 99 | 196392 | Tube Tubo Tubo - Rohr - Tube - |

| 1 | 2 | 3 | 4 | 5 | 6 | 7 | 8 | 9 | 10 | 11 | 12 | 13 | 14 | 15 | 16 | 17 | 18 | 19 | 20 |
|---|---|---|---|---|---|---|---|---|----|----|----|----|----|----|----|----|----|----|----|
| | | | | 2 | 2 | | 2 | 2 | | | | 2 | | | | | | | |
| | | | | 2 | 2 | | 2 | 2 | | | | 2 | | | | | | | |
| | | | | 2 | 2 | | 2 | 2 | | | | 2 | | | | | | | |
| | | | | 1 | 1 | | 1 | 1 | | | | 1 | | | | | | | |
| | | | | 1 | 1 | | 1 | 1 | | | | 1 | | | | | | | |
| | | | | 1 | 1 | | 1 | 1 | | | | 1 | | | | | | | |
| | | | | 1 | 1 | | 1 | 1 | | | | 1 | | | | | | | |
| | | | | 1 | 1 | | 1 | 1 | | | | 1 | | | | | | | |
| | | | | 1 | 1 | | 1 | 1 | | | | 1 | | | | | | | |

+

Catalogue : 647010

| 10 | KIT HYDRAULIQUE ACCESSOIRE 3ème ELEMENT (Double effet) KIT 3er ELEMENT ZUBEHOR HYDRAULIK (Doppelt wirkend) KIT HIDRAULICO ACCESORIO 3ro ELEMENTO (Doble efecto) 3rd ELEMENT ATTACHMENT HYDRAULIC KIT (Double-acting) KIT IDRAULICO ACCESSORIO 3 ELEMENTO (Doppio effetto) | | | Qté-Menge-Cant-Qty-Q.ta | | | | | | | | | | | | | | | | 10 AD | 42 | M | |
|-----|---|--|---|-------------------------|---|---|---|---|---|---|---|---|----|----|----|----|----|----|----|-------|----|----|----|
| | Rep Hinw Fig Item Rif | Numéro Teil-Nr Numero Part-Nr Part-Nr | Désignation Bezeichnung Description Descrizione | 1 | 2 | 3 | 4 | 5 | 6 | 7 | 8 | 9 | 10 | 11 | 12 | 13 | 14 | 15 | 16 | 17 | 18 | 19 | 20 |
| 111 | 198961 | Flexible (Lg 1315) Flexible Flessibile | - Schlauch - Hose - | | | | | 2 | 2 | | 2 | 2 | | | | 2 | | | | | | | |
| 112 | 196407 | Flexible (Lg 1360) Flexible Flessibile | - Schlauch - Hose - | | | | | 2 | 2 | | 2 | 2 | | | | 2 | | | | | | | |
| 113 | 196408 | Flexible (Lg 1435) Flexible Flessibile | - Schlauch - Hose - | | | | | 2 | 2 | | 2 | 2 | | | | 2 | | | | | | | |
| 114 | 201262 | Flexible (Lg 1500) Flexible Flessibile | - Schlauch - Hose - | | | | | 2 | 2 | | 2 | 2 | | | | 2 | | | | | | | |
| 115 | 203711 | Flexible (Lg 1580) Flexible Flessibile | - Schlauch - Hose - | | | | | 2 | 2 | | 2 | 2 | | | | 2 | | | | | | | |
| 116 | 196401 | Flexible (Lg 1060) Flexible Flessibile | - Schlauch - Hose - | | | | | 2 | 2 | | 2 | 2 | | | | 2 | | | | | | | |
| 117 | 196402 | Flexible (Lg 1110) Flexible Flessibile | - Schlauch - Hose - | | | | | 2 | 2 | | 2 | 2 | | | | 2 | | | | | | | |
| 118 | 196403 | Flexible (Lg 1160) Flexible Flessibile | - Schlauch - Hose - | | | | | 2 | 2 | | 2 | 2 | | | | 2 | | | | | | | |
| 119 | 196404 | Flexible (Lg 1185) Flexible Flessibile | - Schlauch - Hose - | | | | | 2 | 2 | | 2 | 2 | | | | 2 | | | | | | | |
| 120 | 196405 | Flexible (Lg 1225) Flexible Flessibile | - Schlauch - Hose - | | | | | 2 | 2 | | 2 | 2 | | | | 2 | | | | | | | |
| 121 | 196406 | Flexible (Lg 1260) Flexible Flessibile | - Schlauch - Hose - | | | | | 2 | 2 | | 2 | 2 | | | | 2 | | | | | | | |

+

Catalogue : 647010

11

KIT HYDRAULIQUE ACCESSOIRE 3ème ELEMENT (Double effet)
 KIT 3er ELEMENT ZUBEHOR HYDRAULIK (Doppelt wirkend)
 KIT HIDRAULICO ACCESORIO 3ro ELEMENTO (Doble efecto)
 3rd ELEMENT ATTACHMENT HYDRAULIC KIT (Double-acting)
 KIT IDRAULICO ACCESSORIO 3 ELEMENTO (Doppio effetto)

Qté-Menge-Cant-Qty-Q.ta

10 AD

42

M

| | | | | | | | | | | |
|-----|----|------|----|-------|-------|-----|------|-------|----|-------|
| 1- | M | 26-2 | S3 | E2/E3 | 11- | MC | 70 | PS | S3 | E2/E3 |
| 2- | M | 30-2 | S3 | E2/E3 | 12- | M-X | 30-4 | S3-E3 | | |
| 3- | M | 26-4 | S3 | E2/E3 | 13- | M-X | 50-4 | S3-E3 | | |
| 4- | M | 30-4 | S3 | E2/E3 | 14- | M-X | 70-2 | S3-E3 | | |
| 5- | M | 40-4 | S3 | E2/E3 | 15- | | | | | |
| 6- | M | 50-4 | S3 | E2/E3 | 16- | | | | | |
| 7- | MC | 30 | S3 | E2/E3 | 17- | | | | | |
| 8- | MC | 40 | PS | S3 | E2/E3 | 18- | | | | |
| 9- | MC | 50 | PS | S3 | E2/E3 | 19- | | | | |
| 10- | MC | 60 | PS | S3 | E2/E3 | 20- | | | | |

| Rep Hinw Fig Item Rif | Numéro Teil-Nr Numero Part-Nr Part-Nr | Désignation Bezeichnung Descripcion Description Descrizione |
|-----------------------------------|---|--|
| 122 | 196407 | Flexible (Lg 1360) Flexible Flessibile - Schlauch - Hose - |
| 123 | 196408 | Flexible (Lg 1435) Flexible Flessibile - Schlauch - Hose - |
| 124 | 173038 | Raccord Union Racor Raccordo - Verschraubung - Connection - |
| 125 | 211702 | Flexible (Lg 450) Flexible Flessibile - Schlauch - Hose - |
| 126 | 190874 | Joint torique Junta tórica Anello OR - "0" ring - "0" ring - |
| 127 | 169787 | Raccord Union Passe-cloison Racor Raccordo - Verschraubung - Connection - |
| 128 | 169436 | Joint torique Junta tórica Anello OR - "0" ring - "0" ring - |
| 129 | 61685 | Rondelle M 24 ZN Arandela Rondella - Unterlegscheibe - Washer - |
| 130 | 192038 | Raccord rapide mâle Racor rapido macho Raccordo maschio - Verschraubung männl. - Quick male union - |
| 131 | 192039 | Bouchon Tapón Tappo - Stopfen - Plug - |
| 132 | 192040 | Embout Tapón Ghiera - Stopfen - Plug - |

| 1 | 2 | 3 | 4 | 5 | 6 | 7 | 8 | 9 | 10 | 11 | 12 | 13 | 14 | 15 | 16 | 17 | 18 | 19 | 20 |
|---|---|---|---|---|---|---|---|---|----|----|----|----|----|----|----|----|----|----|----|
| | | | | 2 | 2 | | 2 | 2 | | | | 2 | | | | | | | |
| | | | | 2 | 2 | | 2 | 2 | | | | 2 | | | | | | | |
| | | | | 2 | 2 | | 2 | 2 | | | | 2 | | | | | | | |
| | | | | | | X | X | X | X | | | X | | | | | | | |
| | | | | 2 | 2 | | 2 | 2 | | | | 2 | | | | | | | |
| | | | | X | X | | X | X | | | | X | | | | | | | |
| | | | | 4 | 4 | | 4 | 4 | | | | 4 | | | | | | | |
| | | | | 2 | 2 | | 2 | 2 | | | | 2 | | | | | | | |
| | | | | 2 | 2 | | 2 | 2 | | | | 2 | | | | | | | |
| | | | | 2 | 2 | | 2 | 2 | | | | 2 | | | | | | | |

+

Catalogue : 647010

12

KIT HYDRAULIQUE ACCESSOIRE 3ème ELEMENT (Double effet)
 KIT 3er ELEMENT ZUBEHOR HYDRAULIK (Doppelt wirkend)
 KIT HIDRAULICO ACCESORIO 3ro ELEMENTO (Doble efecto)
 3rd ELEMENT ATTACHMENT HYDRAULIC KIT (Double-acting)
 KIT IDRAULICO ACCESSORIO 3 ELEMENTO (Doppio effetto)

Qté-Menge-Cant-Qty-Q.ta

10 AD

42

M

| | | | | | | | | | | |
|-----|----|------|----|-------|-------|-----|------|-------|----|-------|
| 1- | M | 26-2 | S3 | E2/E3 | 11- | MC | 70 | PS | S3 | E2/E3 |
| 2- | M | 30-2 | S3 | E2/E3 | 12- | M-X | 30-4 | S3-E3 | | |
| 3- | M | 26-4 | S3 | E2/E3 | 13- | M-X | 50-4 | S3-E3 | | |
| 4- | M | 30-4 | S3 | E2/E3 | 14- | M-X | 70-2 | S3-E3 | | |
| 5- | M | 40-4 | S3 | E2/E3 | 15- | | | | | |
| 6- | M | 50-4 | S3 | E2/E3 | 16- | | | | | |
| 7- | MC | 30 | S3 | E2/E3 | 17- | | | | | |
| 8- | MC | 40 | PS | S3 | E2/E3 | 18- | | | | |
| 9- | MC | 50 | PS | S3 | E2/E3 | 19- | | | | |
| 10- | MC | 60 | PS | S3 | E2/E3 | 20- | | | | |

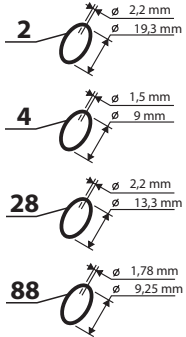
| Rep Hinw Fig Item Rif | Numéro Teil-Nr Numero Part-Nr Part-Nr | Désignation Bezeichnung Descripcion Description Descrizione | 1 | 2 | 3 | 4 | 5 | 6 | 7 | 8 | 9 | 10 | 11 | 12 | 13 | 14 | 15 | 16 | 17 | 18 | 19 | 20 |
|-----------------------------------|---|---|---|---|---|---|---|---|---|---|---|----|----|----|----|----|----|----|----|----|----|----|
| 133 | 35220 | Vis CHc,M 8- 40 zinguée Tornillo Vite - Schraube - Screw - | | | | | 2 | 2 | | 2 | 2 | | | | 2 | | | | | | | |
| 134 | 42325 | Rondelle W 8 ZN Arandela Rondella - Unterlegscheibe - Washer - | | | | | 2 | 2 | | 2 | 2 | | | | 2 | | | | | | | |
| 135 | 58528 | Ecrou H ,M 8 ZN Tuerca Dado - Mutter - Nut - | | | | | 2 | 2 | | 2 | 2 | | | | 2 | | | | | | | |
| 136 | 61685 | Rondelle M 24 ZN Arandela Rondella - Unterlegscheibe - Washer - | | | | | 4 | 4 | | 4 | 4 | | | | 4 | | | | | | | |
| 137 | 268140 | Raccord Racor Raccordo - Verschraubung - Connection - | | | | | 2 | 2 | | 2 | 2 | | | | 2 | | | | | | | |
| 138 | 219457 | Joint torique Junta tórica Anello OR - "0" ring - "0" ring - | | | | | X | X | | X | X | | | | X | | | | | | | |
| 139 | 261397 | Raccord Rapide Passe-cloison Racor Raccordo passaparete - Verschraubung - Connection - | | | | | 2 | 2 | | 2 | 2 | | | | 2 | | | | | | | |
| 140 | 401668 | Ecrou H ,M24x150-ZN.C-P.CLOISON Mutter Tuerca Dado - Nut - | | | | | 2 | 2 | | 2 | 2 | | | | 2 | | | | | | | |
| 141 | 261398 | Bouchon Tapón Tappo - Stopfen - Plug - | | | | | 2 | 2 | | 2 | 2 | | | | 2 | | | | | | | |
| 142 | 58341 | Rondelle W24 ZN Arandela Rondella - Unterlegscheibe - Washer - | | | | | 2 | 2 | | 2 | 2 | | | | 2 | | | | | | | |
| 143 | 58530 | Vis H,M 8- 45-8.8-ZN8/C Tornillo Vite - Schraube - Screw - | | | | | 1 | 1 | | 1 | 1 | | | | 1 | | | | | | | |

10 AD 43

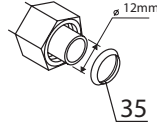
KIT HYDRAULIQUE ACCESSOIRE 4ème ELEMENT (Double effet)
 KIT 4tr ELEMENT ZUBEHOR HYDRAULIK (Doppeltwirkend)
 KIT HIDRAULICO ACCESORIO 4to ELEMENTO (Doble efecto)
 4th ELEMENT ATTACHMENT HYDRAULIC KIT (Double-acting)
 KIT IDRAULICO ACCESSORIO 4 ELEMENTO (Duplex effetto)

M 40-4 S.3 / M 50-4 S.3
MC 40 PS S.3 / MC 50 PS S.3
M-X 50-4 S.3

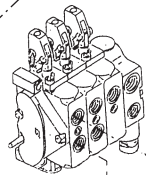
POUR FLEXIBLE ET RACCORD
 FÜR SCHLAUCH UND VERSCHRAUBUNG
 PARA FLEXIBLE Y RACOR
 FOR HOSE AND CONNECTION
 PER FLESSIBILE E RACCORDO



POUR TUBE
 FÜR ROHR - PARA TUBO
 FOR TUBE - PER TUBO

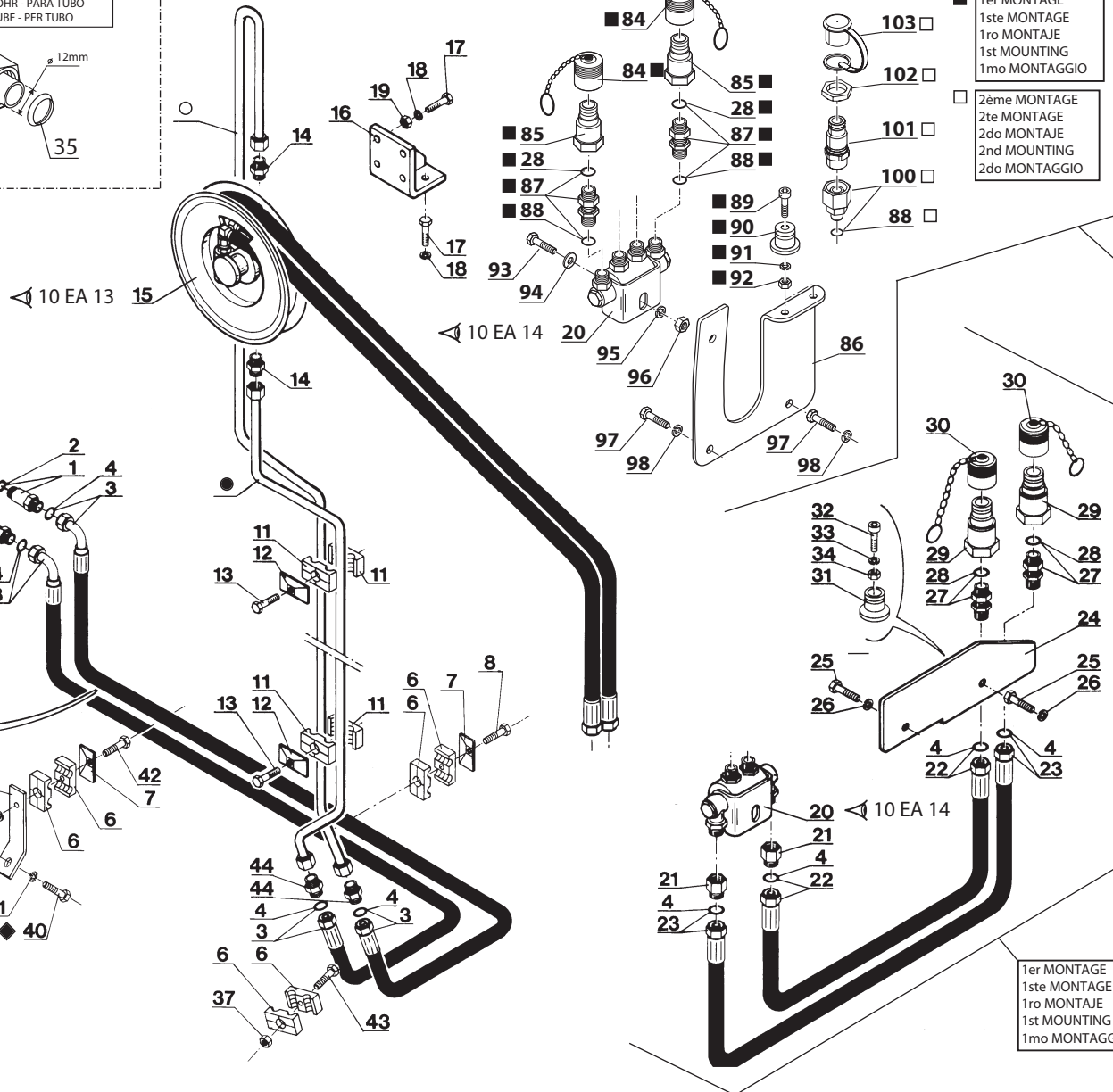


◆ SUIVANT MONTAGE
 NACH MONTAGE
 SEGUN MONTAJE
 AS MOUNTING
 SECONDO MONTAGGIO



KIT COMPLET, VOIR NOMENCLATURE
 KOMPLETTER KIT, SIEHE STÜCKLISTE
 JUEGO COMPLETO, VER NOMENCLATURA
 COMPLETE KIT, SEE NOMENCLATURE
 KIT COMPLETO, VEDERE NOMENCLATURA

Rep - Hinw - Fig - Item - Sequenza
60-61-62-63-64-65-66-67



■ 1er MONTAGE
 1ste MONTAGE
 1ro MONTAJE
 1st MOUNTING
 1mo MONTAGGIO

□ 2ème MONTAGE
 2te MONTAGE
 2do MONTAJE
 2nd MOUNTING
 2do MONTAGGIO

2ème MONTAGE
 2te MONTAGE
 2do MONTAJE
 2nd MOUNTING
 2do MONTAGGIO

■ 1er MONTAGE
 1ste MONTAGE
 1ro MONTAJE
 1st MOUNTING
 1mo MONTAGGIO

| | | |
|--------|----|----|
| 3,70 m | 68 | 76 |
| 4,00 m | 69 | 77 |
| 4,30 m | 70 | 78 |
| 4,50 m | 71 | 79 |
| 4,70 m | 72 | 80 |
| 5,00 m | 73 | 81 |
| 5,50 m | 74 | 82 |
| 6,00 m | 75 | 83 |
| | ● | ○ |

Catalogue : 647010

1

KIT HYDRAULIQUE ACCESSOIRE 4ème ELEMENT (Double effet)
 KIT 4tr ELEMENT ZUBEHOR HYDRAULIK (Doppeltwirkend)
 KIT HIDRAULICO ACCESORIO 4to ELEMENTO (Doble efecto)
 4th ELEMENT ATTACHMENT HYDRAULIC KIT (Double-acting)
 KIT IDRAULICO ACCESSORIO 4 ELEMENTO (Doppio effetto)

Qté-Menge-Cant-Qty-Q.ta

10 AD

43

M

1- M 26-2 S3 E2/E3 11- MC 70 PS S3 E2/E3
 2- M 30-2 S3 E2/E3 12- M-X 30-4 S3-E3
 3- M 26-4 S3 E2/E3 13- M-X 50-4 S3-E3
 4- M 30-4 S3 E2/E3 14- M-X 70-2 S3-E3
 5- M 40-4 S3 E2/E3 15-
 6- M 50-4 S3 E2/E3 16-
 7- MC 30 S3 E2/E3 17-
 8- MC 40 PS S3 E2/E3 18-
 9- MC 50 PS S3 E2/E3 19-
 10- MC 60 PS S3 E2/E3 20-

| Rep Hinw Fig Item Rif | Numéro Teil-Nr Numero Part-Nr Part-Nr | Désignation Bezeichnung Descripcion Description Descrizione | | | | | | | | | | | | | | | | | | | | |
|-----------------------------------|---|---|---|---|---|---|---|---|---|---|---|----|----|----|----|----|----|----|----|----|----|----|
| | | | 1 | 2 | 3 | 4 | 5 | 6 | 7 | 8 | 9 | 10 | 11 | 12 | 13 | 14 | 15 | 16 | 17 | 18 | 19 | 20 |
| 1 | 168906 | Raccord Union Prolongateur Racor Raccordo | | | | | 1 | 1 | | 1 | 1 | | | | | | | | | | | 1 |
| 2 | 169373 | Joint torique Junta tórica Anello OR | | | | | X | X | | X | X | | | | | | | | | | | X |
| 3 | 219763 | Flexible (Lg 2400) Flexible Flessibile | | | | | 2 | 2 | | 2 | 2 | | | | | | | | | | | 2 |
| 4 | 190874 | Joint torique Junta tórica Anello OR | | | | | X | X | | X | X | | | | | | | | | | | X |
| 5 | 173038 | Raccord Union Racor Raccordo | | | | | 1 | 1 | | 1 | 1 | | | | | | | | | | | 1 |
| 6 | 168758 | Demi-collier Media abrazadera Fascetta | | | | | 8 | 8 | | 8 | 8 | | | | | | | | | | | 8 |
| 7 | 168494 | Plaque de protection Placa de protección Piastra di protezione | | | | | 3 | 3 | | 3 | 3 | | | | | | | | | | | 3 |
| 8 | 58530 | Vis H,M 8- 45-8.8-ZN8/C Tornillo Vite | | | | | 1 | 1 | | 1 | 1 | | | | | | | | | | | 1 |
| 11 | 168844 | Demi-collier Media abrazadera Fascetta | | | | | 4 | 4 | | 4 | 4 | | | | | | | | | | | 4 |
| 12 | 168849 | Plaque de protection Placa de protección Piastra di protezione | | | | | 2 | 2 | | 2 | 2 | | | | | | | | | | | 2 |
| 13 | 58526 | Vis H,M 6- 40-8.8-ZN5/C Tornillo Vite | | | | | 2 | 2 | | 2 | 2 | | | | | | | | | | | 2 |

+

Catalogue : 647010

2

KIT HYDRAULIQUE ACCESSOIRE 4ème ELEMENT (Double effet)
 KIT 4tr ELEMENT ZUBEHOR HYDRAULIK (Doppeltwirkend)
 KIT HIDRAULICO ACCESORIO 4to ELEMENTO (Doble efecto)
 4th ELEMENT ATTACHMENT HYDRAULIC KIT (Double-acting)
 KIT IDRAULICO ACCESSORIO 4 ELEMENTO (Doppio effetto)

Qté-Menge-Cant-Qty-Q.ta

10 AD

43

M

| | | | | | | | | | | |
|-----|----|------|----|-------|-------|-----|------|-------|----|-------|
| 1- | M | 26-2 | S3 | E2/E3 | 11- | MC | 70 | PS | S3 | E2/E3 |
| 2- | M | 30-2 | S3 | E2/E3 | 12- | M-X | 30-4 | S3-E3 | | |
| 3- | M | 26-4 | S3 | E2/E3 | 13- | M-X | 50-4 | S3-E3 | | |
| 4- | M | 30-4 | S3 | E2/E3 | 14- | M-X | 70-2 | S3-E3 | | |
| 5- | M | 40-4 | S3 | E2/E3 | 15- | | | | | |
| 6- | M | 50-4 | S3 | E2/E3 | 16- | | | | | |
| 7- | MC | 30 | S3 | E2/E3 | 17- | | | | | |
| 8- | MC | 40 | PS | S3 | E2/E3 | 18- | | | | |
| 9- | MC | 50 | PS | S3 | E2/E3 | 19- | | | | |
| 10- | MC | 60 | PS | S3 | E2/E3 | 20- | | | | |

| Rep Hinw Fig Item Rif | Número Teil-Nr Numero Part-Nr Part-Nr | Désignation Bezeichnung Descripcion Description Descrizione |
|-----------------------------------|---|---|
| 14 | 170385 | Raccord Union - Verschraubung Racor - Connection Raccordo - |
| 15 | 160712 | Enrouleur complet droit - Kompletter recht spulerin Enrollador derecho completo - Complete R.H. hose reel Arrottolatore completo destro - |
| 16 | 219794 | Support enrouleur - Spulerin träger Soporte enrollador - Bracket hose reel Supporto arrottolatore - |
| 17 | 63544 | Vis H,M10- 30-8.8-ZN8/C - Schraube Tornillo - Screw Vite - |
| 18 | 42232 | Rondelle W10 ZN - Unterlegscheibe Arandela - Washer Rondella - |
| 19 | 56354 | Ecrou H ,M10 zingué - Mutter Tuerca - Nut Dado - |
| 20 | 160714 | Distributeur complet - Kompletter kommandosteuerventil Distribuidor completo - Complete valve bank Distributore completo - |
| 21 | 176363 | Raccord Union - Verschraubung Racor - Connection Raccordo - |
| 22 | 179084 | Flexible (Lg 310) - Schlauch Flexible - Hose Flessibile - |
| 23 | 203710 | Flexible (Lg 500) - Schlauch Flexible - Hose Flessibile - |
| 24 | 219793 | Support distributeur - Kommandosteuerventil träger Soporte distribuidor - Valve bank bracket Supporto distributore - |

| 1 | 2 | 3 | 4 | 5 | 6 | 7 | 8 | 9 | 10 | 11 | 12 | 13 | 14 | 15 | 16 | 17 | 18 | 19 | 20 |
|---|---|---|---|---|---|---|---|---|----|----|----|----|----|----|----|----|----|----|----|
| | | | | 2 | 2 | | 2 | 2 | | | 2 | | | | | | | | |
| | | | | 1 | 1 | | 1 | 1 | | | 1 | | | | | | | | |
| | | | | 1 | 1 | | 1 | 1 | | | 1 | | | | | | | | |
| | | | | 6 | 6 | | 6 | 6 | | | 6 | | | | | | | | |
| | | | | 6 | 6 | | 6 | 6 | | | 6 | | | | | | | | |
| | | | | 4 | 4 | | 4 | 4 | | | 4 | | | | | | | | |
| | | | | 1 | 1 | | 1 | 1 | | | 1 | | | | | | | | |
| | | | | 2 | 2 | | 2 | 2 | | | 2 | | | | | | | | |
| | | | | 1 | 1 | | 1 | 1 | | | 1 | | | | | | | | |
| | | | | 1 | 1 | | 1 | 1 | | | 1 | | | | | | | | |
| | | | | 1 | 1 | | 1 | 1 | | | 1 | | | | | | | | |

+

Catalogue : 647010

3

KIT HYDRAULIQUE ACCESSOIRE 4ème ELEMENT (Double effet)
 KIT 4tr ELEMENT ZUBEHOR HYDRAULIK (Doppeltwirkend)
 KIT HIDRAULICO ACCESORIO 4to ELEMENTO (Doble efecto)
 4th ELEMENT ATTACHMENT HYDRAULIC KIT (Double-acting)
 KIT IDRAULICO ACCESSORIO 4 ELEMENTO (Doppio effetto)

Qté-Menge-Cant-Qty-Q.ta

10 AD

43

M

| | | | | | | | | | | |
|-----|----|------|----|-------|-------|-----|------|-------|----|-------|
| 1- | M | 26-2 | S3 | E2/E3 | 11- | MC | 70 | PS | S3 | E2/E3 |
| 2- | M | 30-2 | S3 | E2/E3 | 12- | M-X | 30-4 | S3-E3 | | |
| 3- | M | 26-4 | S3 | E2/E3 | 13- | M-X | 50-4 | S3-E3 | | |
| 4- | M | 30-4 | S3 | E2/E3 | 14- | M-X | 70-2 | S3-E3 | | |
| 5- | M | 40-4 | S3 | E2/E3 | 15- | | | | | |
| 6- | M | 50-4 | S3 | E2/E3 | 16- | | | | | |
| 7- | MC | 30 | S3 | E2/E3 | 17- | | | | | |
| 8- | MC | 40 | PS | S3 | E2/E3 | 18- | | | | |
| 9- | MC | 50 | PS | S3 | E2/E3 | 19- | | | | |
| 10- | MC | 60 | PS | S3 | E2/E3 | 20- | | | | |

| Rep Hinw Fig Item Rif | Número Teil-Nr Numero Part-Nr Part-Nr | Désignation Bezeichnung Descripcion Description Descrizione |
|-----------------------------------|---|--|
| 25 | 63544 | Vis H,M10- 30-8.8-ZN8/C Tornillo Vite - Schraube - Screw - |
| 26 | 42232 | Rondelle W10 ZN Arandela Rondella - Unterlegscheibe - Washer - |
| 27 | 169787 | Raccord Union Passe-cloison Racor Raccordo - Verschraubung - Connection - |
| 28 | 169436 | Joint torique Junta tórica Anello OR - "0" ring - "0" ring - |
| 29 | 192038 | Raccord rapide mâle Racor rapido macho Raccordo maschio - Verschraubung männl. - Quick male union - |
| 30 | 192039 | Bouchon Tapón Tappo - Stopfen - Plug - |
| 31 | 192040 | Embout Tapón Ghiera - Stopfen - Plug - |
| 32 | 35220 | Vis CHc,M 8- 40 zinguée Tornillo Vite - Schraube - Screw - |
| 33 | 42325 | Rondelle W 8 ZN Arandela Rondella - Unterlegscheibe - Washer - |
| 34 | 58528 | Ecrou H ,M 8 ZN Tuerca Dado - Mutter - Nut - |
| 35 | 169437 | Joint d'étanchéité Junta de estanqueidad Guarnizióne - Dichtungsring - Seal - |

| 1 | 2 | 3 | 4 | 5 | 6 | 7 | 8 | 9 | 10 | 11 | 12 | 13 | 14 | 15 | 16 | 17 | 18 | 19 | 20 |
|---|---|---|---|---|---|---|---|---|----|----|----|----|----|----|----|----|----|----|----|
| | | | | 2 | 2 | | 2 | 2 | | | | 2 | | | | | | | |
| | | | | 2 | 2 | | 2 | 2 | | | | 2 | | | | | | | |
| | | | | 2 | 2 | | 2 | 2 | | | | 2 | | | | | | | |
| | | | | X | X | | X | X | | | | X | | | | | | | |
| | | | | 2 | 2 | | 2 | 2 | | | | 2 | | | | | | | |
| | | | | 2 | 2 | | 2 | 2 | | | | 2 | | | | | | | |
| | | | | 2 | 2 | | 2 | 2 | | | | 2 | | | | | | | |
| | | | | 2 | 2 | | 2 | 2 | | | | 2 | | | | | | | |
| | | | | X | X | | X | X | | | | X | | | | | | | |

+

Catalogue : 647010

4

KIT HYDRAULIQUE ACCESSOIRE 4ème ELEMENT (Double effet)
 KIT 4tr ELEMENT ZUBEHOR HYDRAULIK (Doppeltwirkend)
 KIT HIDRAULICO ACCESORIO 4to ELEMENTO (Doble efecto)
 4th ELEMENT ATTACHMENT HYDRAULIC KIT (Double-acting)
 KIT IDRAULICO ACCESSORIO 4 ELEMENTO (Doppio effetto)

Qté-Menge-Cant-Qty-Q.ta

10 AD

43

M

| | | | | | | | | | | |
|-----|----|------|----|-------|-------|-----|------|-------|----|-------|
| 1- | M | 26-2 | S3 | E2/E3 | 11- | MC | 70 | PS | S3 | E2/E3 |
| 2- | M | 30-2 | S3 | E2/E3 | 12- | M-X | 30-4 | S3-E3 | | |
| 3- | M | 26-4 | S3 | E2/E3 | 13- | M-X | 50-4 | S3-E3 | | |
| 4- | M | 30-4 | S3 | E2/E3 | 14- | M-X | 70-2 | S3-E3 | | |
| 5- | M | 40-4 | S3 | E2/E3 | 15- | | | | | |
| 6- | M | 50-4 | S3 | E2/E3 | 16- | | | | | |
| 7- | MC | 30 | S3 | E2/E3 | 17- | | | | | |
| 8- | MC | 40 | PS | S3 | E2/E3 | 18- | | | | |
| 9- | MC | 50 | PS | S3 | E2/E3 | 19- | | | | |
| 10- | MC | 60 | PS | S3 | E2/E3 | 20- | | | | |

| Rep Hinw Fig Item Rif | Numéro Teil-Nr Numero Part-Nr Part-Nr | Désignation Bezeichnung Descripcion Description Descrizione | 1 | 2 | 3 | 4 | 5 | 6 | 7 | 8 | 9 | 10 | 11 | 12 | 13 | 14 | 15 | 16 | 17 | 18 | 19 | 20 |
|-----------------------------------|---|--|---|---|---|---|---|---|---|---|---|----|----|----|----|----|----|----|----|----|----|----|
| 36 | 55475 | Tige filetée M8 (Lg 90) Varilla fileteada Stelo filettato | | | | | 1 | 1 | | 1 | 1 | | | | 1 | | | | | | | |
| 37 | 58528 | Ecrou H ,M 8 ZN Tuerca Dado | | | | | 3 | 3 | | 3 | 3 | | | | 3 | | | | | | | |
| 38 | 42325 | Rondelle W 8 ZN Arandela Rondella | | | | | 1 | 1 | | 1 | 1 | | | | 1 | | | | | | | |
| 39 | 219813 | Support Soporte Supporto | | | | | 1 | 1 | | 1 | 1 | | | | 1 | | | | | | | |
| 40 | 60482 | Vis H,M16- 30-8.8-ZN8/C Tornillo Vite | | | | | 1 | 1 | | 1 | 1 | | | | 1 | | | | | | | |
| 41 | 42322 | Rondelle W16 ZN Arandela Rondella | | | | | 1 | 1 | | 1 | 1 | | | | 1 | | | | | | | |
| 42 | 58533 | Vis H,M 8- 60-8.8-ZN8/C Tornillo Vite | | | | | 1 | 1 | | 1 | 1 | | | | 1 | | | | | | | |
| 43 | 18805 | Vis CHc,M 8- 25 zinguée Tornillo Vite | | | | | 1 | 1 | | 1 | 1 | | | | 1 | | | | | | | |
| 44 | 89167 | Raccord Racor Raccordo | | | | | 2 | 2 | | 2 | 2 | | | | 2 | | | | | | | |
| 60 | 572043 | Kit hydraulique accessoire complet (mât 3,70 m) Kompletter kit zübehor hydraulik (hubmast 3,70 m) Kit hidraulico accesorio completo (mástil 3,70 m) Complete attachment hydraulic kit (mast 3,70 m) Kit idraulico accessorio completo (rampa 3,70 m) | | | | | 1 | 1 | | 1 | 1 | | | | 1 | | | | | | | |

+

Catalogue : 647010

5

KIT HYDRAULIQUE ACCESSOIRE 4ème ELEMENT (Double effet)
 KIT 4tr ELEMENT ZUBEHOR HYDRAULIK (Doppeltwirkend)
 KIT HIDRAULICO ACCESORIO 4to ELEMENTO (Doble efecto)
 4th ELEMENT ATTACHMENT HYDRAULIC KIT (Double-acting)
 KIT IDRAULICO ACCESSORIO 4 ELEMENTO (Doppio effetto)

Qté-Menge-Cant-Qty-Q.ta

10 AD

43

M

| | | | | | | | | | | |
|-----|----|------|----|-------|-------|-----|------|-------|----|-------|
| 1- | M | 26-2 | S3 | E2/E3 | 11- | MC | 70 | PS | S3 | E2/E3 |
| 2- | M | 30-2 | S3 | E2/E3 | 12- | M-X | 30-4 | S3-E3 | | |
| 3- | M | 26-4 | S3 | E2/E3 | 13- | M-X | 50-4 | S3-E3 | | |
| 4- | M | 30-4 | S3 | E2/E3 | 14- | M-X | 70-2 | S3-E3 | | |
| 5- | M | 40-4 | S3 | E2/E3 | 15- | | | | | |
| 6- | M | 50-4 | S3 | E2/E3 | 16- | | | | | |
| 7- | MC | 30 | S3 | E2/E3 | 17- | | | | | |
| 8- | MC | 40 | PS | S3 | E2/E3 | 18- | | | | |
| 9- | MC | 50 | PS | S3 | E2/E3 | 19- | | | | |
| 10- | MC | 60 | PS | S3 | E2/E3 | 20- | | | | |

| Rep Hinw Fig Item Rif | Numéro Teil-Nr Numero Part-Nr Part-Nr | Désignation Bezeichnung Descripcion Description Descrizione |
|-----------------------------------|---|--|
| 61 | 572044 | Kit hydraulique accessoire complet (mât 4,00 m) Kompletter kit zübehör hydraulik (hubmast 4,00 m) Kit hidraulico accesorio completo (mástil 4,00 m) Complete attachment hydraulic kit (mast 4,00 m) Kit idraulico accessorio completo (rampa 4,00 m) |
| 62 | 572045 | Kit hydraulique accessoire complet (mât 4,30 m) Kompletter kit zübehör hydraulik (hubmast 4,30 m) Kit hidraulico accesorio completo (mástil 4,30 m) Complete attachment hydraulic kit (mast 4,30 m) Kit idraulico accessorio completo (rampa 4,30 m) |
| 63 | 572046 | Kit hydraulique accessoire complet (mât 4,50 m) Kompletter kit zübehör hydraulik (hubmast 4,50 m) Kit hidraulico accesorio completo (mástil 4,50 m) Complete attachment hydraulic kit (mast 4,50 m) Kit idraulico accessorio completo (rampa 4,50 m) |
| 64 | 572047 | Kit hydraulique accessoire complet (mât 4,70 m) Kompletter kit zübehör hydraulik (hubmast 4,70 m) Kit hidraulico accesorio completo (mástil 4,70 m) Complete attachment hydraulic kit (mast 4,70 m) Kit idraulico accessorio completo (rampa 4,70 m) |
| 65 | 572048 | Kit hydraulique accessoire complet (mât 5,00 m) Kompletter kit zübehör hydraulik (hubmast 5,00 m) Kit hidraulico accesorio completo (mástil 5,00 m) Complete attachment hydraulic kit (mast 5,00 m) Kit idraulico accessorio completo (rampa 5,00 m) |
| 66 | 572049 | Kit hydraulique accessoire complet (mât 5,50 m) Kompletter kit zübehör hydraulik (hubmast 5,50 m) Kit hidraulico accesorio completo (mástil 5,50 m) Complete attachment hydraulic kit (mast 5,50 m) Kit idraulico accessorio completo (rampa 5,50 m) |
| 67 | 572050 | Kit hydraulique accessoire complet (mât 6,00 m) Kompletter kit zübehör hydraulik (hubmast 6,00 m) Kit hidraulico accesorio completo (mástil 6,00 m) Complete attachment hydraulic kit (mast 6,00 m) Kit idraulico accessorio completo (rampa 6,00 m) |
| 68 | 196980 | Tube - Rohr Tubo - Tube Tubo - |

| 1 | 2 | 3 | 4 | 5 | 6 | 7 | 8 | 9 | 10 | 11 | 12 | 13 | 14 | 15 | 16 | 17 | 18 | 19 | 20 |
|---|---|---|---|---|---|---|---|---|----|----|----|----|----|----|----|----|----|----|----|
| | | | | 1 | 1 | | 1 | 1 | | | 1 | | | | | | | | |
| | | | | 1 | 1 | | 1 | 1 | | | 1 | | | | | | | | |
| | | | | 1 | 1 | | 1 | 1 | | | 1 | | | | | | | | |
| | | | | 1 | 1 | | 1 | 1 | | | 1 | | | | | | | | |
| | | | | 1 | 1 | | 1 | 1 | | | 1 | | | | | | | | |
| | | | | 1 | 1 | | 1 | 1 | | | 1 | | | | | | | | |
| | | | | 1 | 1 | | 1 | 1 | | | 1 | | | | | | | | |



Catalogue : 647010

9

KIT HYDRAULIQUE ACCESSOIRE 4ème ELEMENT (Double effet)
 KIT 4tr ELEMENT ZUBEHOR HYDRAULIK (Doppeltwirkend)
 KIT HIDRAULICO ACCESORIO 4to ELEMENTO (Doble efecto)
 4th ELEMENT ATTACHMENT HYDRAULIC KIT (Double-acting)
 KIT IDRAULICO ACCESSORIO 4 ELEMENTO (Doppio effetto)

Qté-Menge-Cant-Qty-Q.ta

10 AD

43

M

- | | |
|-----------------------|-----------------------|
| 1- M 26-2 S3 E2/E3 | 11- MC 70 PS S3 E2/E3 |
| 2- M 30-2 S3 E2/E3 | 12- M-X 30-4 S3-E3 |
| 3- M 26-4 S3 E2/E3 | 13- M-X 50-4 S3-E3 |
| 4- M 30-4 S3 E2/E3 | 14- M-X 70-2 S3-E3 |
| 5- M 40-4 S3 E2/E3 | 15- |
| 6- M 50-4 S3 E2/E3 | 16- |
| 7- MC 30 S3 E2/E3 | 17- |
| 8- MC 40 PS S3 E2/E3 | 18- |
| 9- MC 50 PS S3 E2/E3 | 19- |
| 10- MC 60 PS S3 E2/E3 | 20- |

| Rep Hinw Fig Item Rif | Numéro Teil-Nr Numero Part-Nr Part-Nr | Désignation Bezeichnung Descripcion Description Descrizione |
|-----------------------------------|---|---|
| 103 | 261398 | Bouchon Tapón Tappo - Stopfen - Plug - |

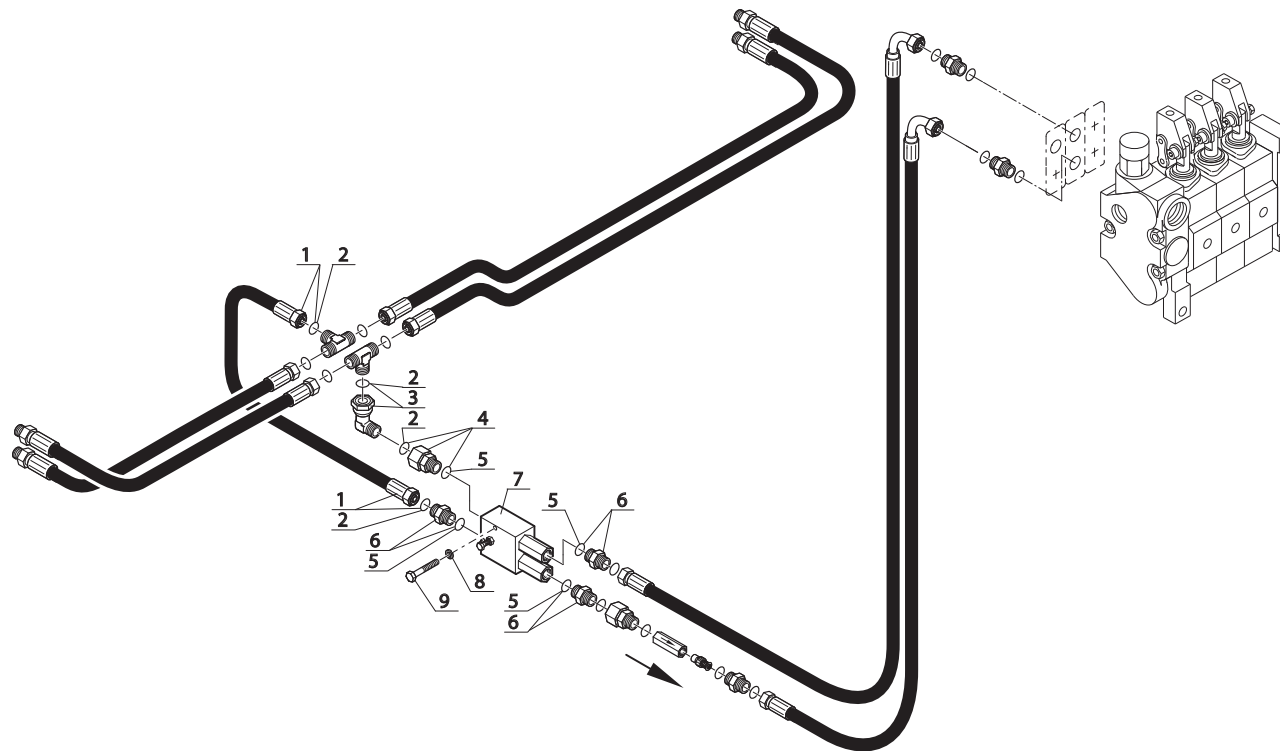
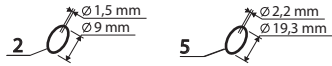
| 1 | 2 | 3 | 4 | 5 | 6 | 7 | 8 | 9 | 10 | 11 | 12 | 13 | 14 | 15 | 16 | 17 | 18 | 19 | 20 |
|---|---|---|---|---|---|---|---|---|----|----|----|----|----|----|----|----|----|----|----|
| | | | | 2 | 2 | | 2 | 2 | | | | 2 | | | | | | | |

10 AF 372

HYDRAULIQUE (Valve d'équilibrage)
HYDRAULIK (Abgleichen ventil)
HIDRAULICO (Válvula de equilibrio)
HYDRAULIC (Balancing valve)
IDRAULICO (Valvola di equilibratura)

M 40-4 S.3 / M 50-4 S.3
MC 40 PS S.3 / MC 50 PS S.3
M-X 50-4 S.3

POUR FLEXIBLE ET RACCORD
FÜR SCHLAUCH UND VERSCHRAUBUNG
PARA FLEXIBLE Y RACOR
FOR HOSE AND CONNECTION
PER FLESSIBILE E RACCORDO



Catalogue : 647010

Qté-Menge-Cant-Qty-Q.ta

10 AF

372

M

1

HYDRAULIQUE (Valve d'équilibrage)
 HYDRAULIK (Abgleichen ventil)
 HIDRAULICO (Válvula de equilibrado)
 HYDRAULIC (Balancing valve)
 IDRAULICO (Valvola di equilibratura)


| | |
|-----------------------|-----------------------|
| 1- M 26-2 S3 E2/E3 | 11- MC 70 PS S3 E2/E3 |
| 2- M 30-2 S3 E2/E3 | 12- M-X 30-4 S3-E3 |
| 3- M 26-4 S3 E2/E3 | 13- M-X 50-4 S3-E3 |
| 4- M 30-4 S3 E2/E3 | 14- M-X 70-2 S3-E3 |
| 5- M 40-4 S3 E2/E3 | 15- |
| 6- M 50-4 S3 E2/E3 | 16- |
| 7- MC 30 S3 E2/E3 | 17- |
| 8- MC 40 PS S3 E2/E3 | 18- |
| 9- MC 50 PS S3 E2/E3 | 19- |
| 10- MC 60 PS S3 E2/E3 | 20- |

| Rep Hinw Fig Item Rif | Numéro Teil-Nr Numero Part-Nr Part-Nr | Désignation Bezeichnung Descripcion Description Descrizione | 1 | 2 | 3 | 4 | 5 | 6 | 7 | 8 | 9 | 10 | 11 | 12 | 13 | 14 | 15 | 16 | 17 | 18 | 19 | 20 |
|-----------------------------------|---|---|---|---|---|---|---|---|---|---|---|----|----|----|----|----|----|----|----|----|----|----|
| 1 | 171109 | Flexible (Lg 350) Flexible Flessibile | | | | | 1 | 1 | | 1 | 1 | | | | 1 | | | | | | | |
| 2 | 190874 | Joint torique Junta tórica Anello OR | | | | | X | X | | X | X | | | | X | | | | | | | |
| 3 | 197233 | Raccord Coudé Adapteur Racor Raccordo | | | | | 1 | 1 | | 1 | 1 | | | | 1 | | | | | | | |
| 4 | 167932 | Raccord Adapteur Racor Raccordo | | | | | 1 | 1 | | 1 | 1 | | | | 1 | | | | | | | |
| 5 | 169373 | Joint torique Junta tórica Anello OR | | | | | X | X | | X | X | | | | X | | | | | | | |
| 6 | 173038 | Raccord Union Racor Raccordo | | | | | 3 | 3 | | 3 | 3 | | | | 3 | | | | | | | |
| 7 | 169311 | Valve d'équilibrage Válvula de equilibrado Valvola di equilibratura | | | | | 1 | 1 | | 1 | 1 | | | | 1 | | | | | | | |
| 8 | 42316 | Rondelle W 6 ZN Arandela Rondella | | | | | 2 | 2 | | 2 | 2 | | | | 2 | | | | | | | |
| 9 | 31007 | Vis H,M 6- 50-8.8-ZN5/C Tornillo Vite | | | | | 2 | 2 | | 2 | 2 | | | | 2 | | | | | | | |

10 CA 74

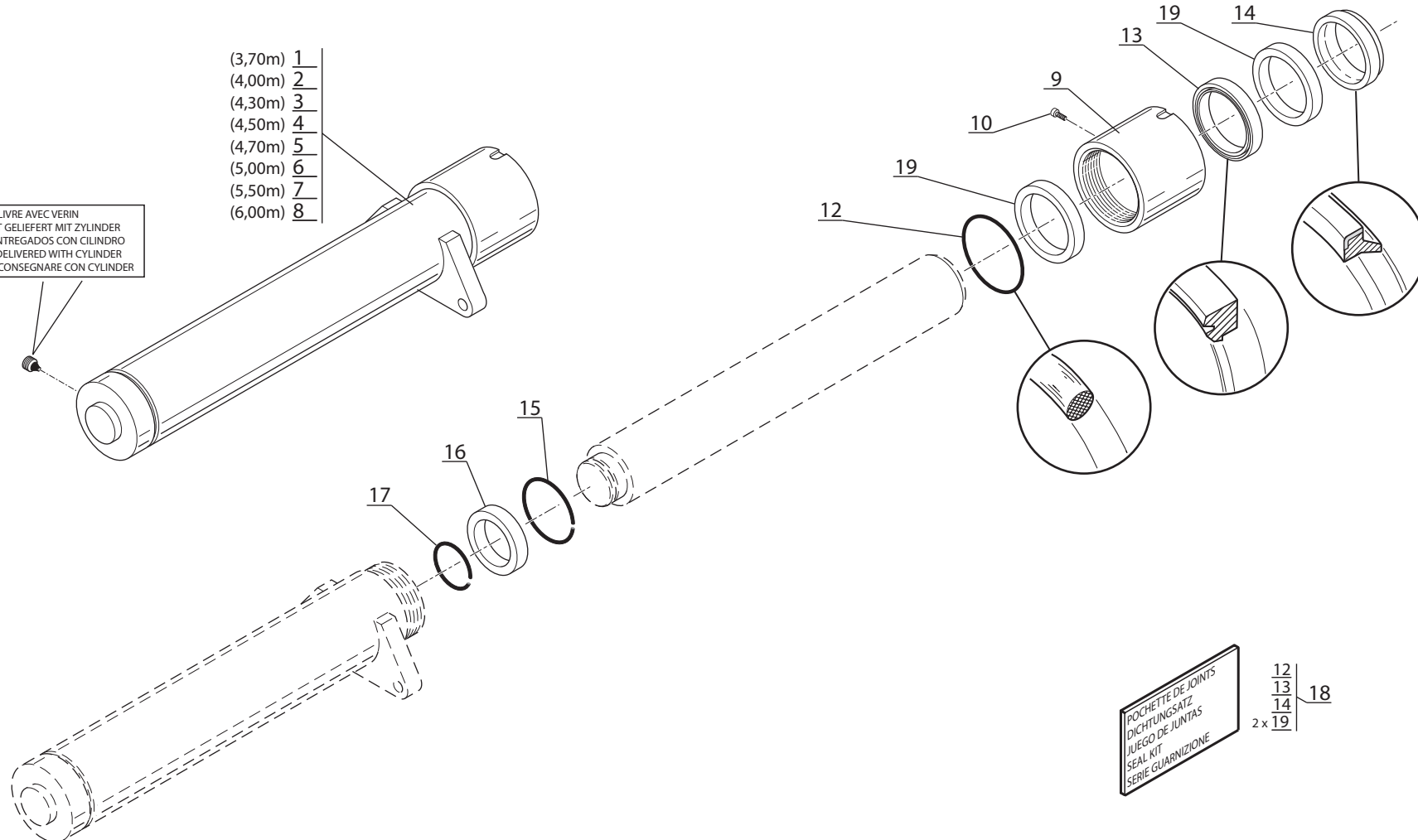
HYDRAULIQUE (Vérin de levée libre)
 HYDRAULIK (Freianstieg zylinder)
 HIDRAULICO (Cilindro de levantamiento libre)
 HYDRAULIC (Free Lift cylinder)
 IDRAULICO (Cilindro alzata libera)

**M 40-4 S.3 / M 50-4 S.3
 MC 40 PS S.3 / MC 50 PS S.3
 M-X 50-4 S.3**



NON LIVRE AVEC VERIN
 NICHT GELIEFERT MIT ZYLINDER
 NO ENTREGADOS CON CILINDRO
 NOT DELIVERED WITH CYLINDER
 NON CONSEGNARE CON CYLINDER

- (3,70m) 1
- (4,00m) 2
- (4,30m) 3
- (4,50m) 4
- (4,70m) 5
- (5,00m) 6
- (5,50m) 7
- (6,00m) 8



POCHETTE DE JOINTS
 DICHTUNGSATZ
 JUEGO DE JUNTAS
 SEAL KIT
 SERIE GUARNIZIONE

12
 13
 14
 2 x 19

18

Catalogue : 647010

1

HYDRAULIQUE (Vérin de levée libre)
 HYDRAULIK (Freiansteig zylinder)
 HIDRAULICO (Cilindro de levantamiento libre)
 HYDRAULIC (Free lift cylinder)
 IDRAULICO (Cilindro alzata libera)

Qté-Menge-Cant-Qty-Q.ta

10 CA

74

M

- | | |
|-----------------------|-----------------------|
| 1- M 26-2 S3 E2/E3 | 11- MC 70 PS S3 E2/E3 |
| 2- M 30-2 S3 E2/E3 | 12- M-X 30-4 S3-E3 |
| 3- M 26-4 S3 E2/E3 | 13- M-X 50-4 S3-E3 |
| 4- M 30-4 S3 E2/E3 | 14- M-X 70-2 S3-E3 |
| 5- M 40-4 S3 E2/E3 | 15- |
| 6- M 50-4 S3 E2/E3 | 16- |
| 7- MC 30 S3 E2/E3 | 17- |
| 8- MC 40 PS S3 E2/E3 | 18- |
| 9- MC 50 PS S3 E2/E3 | 19- |
| 10- MC 60 PS S3 E2/E3 | 20- |

| Rep Hinw Fig Item Rif | Numéro Teil-Nr Numero Part-Nr Part-Nr | Désignation Bezeichnung Description Description |
|-----------------------|---------------------------------------|--|
| 1 | 219012 | Vérin de levée libre D:100mm C: 625mm Freiansteig zylinder Cilindro de levantamiento libre Free lift cylinder Cilindro alzata libera - |
| 2 | 219013 | Vérin de levée libre D:100mm C: 675mm Freiansteig zylinder Cilindro de levantamiento libre Free lift cylinder Cilindro alzata libera - |
| 3 | 219014 | Vérin de levée libre D:100mm C: 725mm Freiansteig zylinder Cilindro de levantamiento libre Free lift cylinder Cilindro alzata libera - |
| 4 | 218985 | Vérin de levée libre D:100mm C: 750mm Freiansteig zylinder Cilindro de levantamiento libre Free lift cylinder Cilindro alzata libera - |
| 5 | 219016 | Vérin de levée libre D:100mm C: 790mm Freiansteig zylinder Cilindro de levantamiento libre Free lift cylinder Cilindro alzata libera - |
| 6 | 218986 | Vérin de levée libre D:100mm C: 825mm Freiansteig zylinder Cilindro de levantamiento libre Free lift cylinder Cilindro alzata libera - |
| 7 | 218988 | Vérin de levée libre D:100mm C: 925mm Freiansteig zylinder Cilindro de levantamiento libre Free lift cylinder Cilindro alzata libera - |

| 1 | 2 | 3 | 4 | 5 | 6 | 7 | 8 | 9 | 10 | 11 | 12 | 13 | 14 | 15 | 16 | 17 | 18 | 19 | 20 |
|---|---|---|---|---|---|---|---|---|----|----|----|----|----|----|----|----|----|----|----|
| | | | | 1 | 1 | | 1 | 1 | | | | 1 | | | | | | | |
| | | | | | 1 | 1 | | 1 | 1 | | | 1 | | | | | | | |
| | | | | | 1 | 1 | | 1 | 1 | | | 1 | | | | | | | |
| | | | | | 1 | 1 | | 1 | 1 | | | 1 | | | | | | | |
| | | | | | 1 | 1 | | 1 | 1 | | | 1 | | | | | | | |
| | | | | | 1 | 1 | | 1 | 1 | | | 1 | | | | | | | |

+

Catalogue : 647010

2

HYDRAULIQUE (Vérin de levée libre)
 HYDRAULIK (Freiansteig zylinder)
 HIDRAULICO (Cilindro de levantamiento libre)
 HYDRAULIC (Free lift cylinder)
 IDRAULICO (Cilindro alzata libera)

Qté-Menge-Cant-Qty-Q.ta

10 CA

74

M

| | | | | | | | | | | |
|-----|----|------|----|-------|-------|-----|------|-------|----|-------|
| 1- | M | 26-2 | S3 | E2/E3 | 11- | MC | 70 | PS | S3 | E2/E3 |
| 2- | M | 30-2 | S3 | E2/E3 | 12- | M-X | 30-4 | S3-E3 | | |
| 3- | M | 26-4 | S3 | E2/E3 | 13- | M-X | 50-4 | S3-E3 | | |
| 4- | M | 30-4 | S3 | E2/E3 | 14- | M-X | 70-2 | S3-E3 | | |
| 5- | M | 40-4 | S3 | E2/E3 | 15- | | | | | |
| 6- | M | 50-4 | S3 | E2/E3 | 16- | | | | | |
| 7- | MC | 30 | S3 | E2/E3 | 17- | | | | | |
| 8- | MC | 40 | PS | S3 | E2/E3 | 18- | | | | |
| 9- | MC | 50 | PS | S3 | E2/E3 | 19- | | | | |
| 10- | MC | 60 | PS | S3 | E2/E3 | 20- | | | | |

| Rep Hinw Fig Item Rif | Numéro Teil-Nr Numero Part-Nr Part-Nr | Désignation Bezeichnung Descripcion Description Descrizione | 1 | 2 | 3 | 4 | 5 | 6 | 7 | 8 | 9 | 10 | 11 | 12 | 13 | 14 | 15 | 16 | 17 | 18 | 19 | 20 |
|-----------------------------------|---|--|---|---|---|---|---|---|---|---|---|----|----|----|----|----|----|----|----|----|----|----|
| 8 | 218989 | Vérin de levée libre D:100mm C:1000mm Freiansteig zylinder Cilindro de levantamiento libre Free lift cylinder Cilindro alzata libera - | | | | | 1 | 1 | | 1 | 1 | | | | 1 | | | | | | | |
| 9 | 198444 | Bague de fermeture - Schlussring Anillo de cierre - Fastening ring Anello di chiusura - | | | | | 1 | 1 | | 1 | 1 | | | | 1 | | | | | | | |
| 10 | 561635 | Vis de purge - Entlüftungsschraube Tornillo de purga - Bleeder screw Vite spurgo - | | | | | 1 | 1 | | 1 | 1 | | | | 1 | | | | | | | |
| 12 | 197188 | Joint torique - "O" ring Junta tórica - "O" ring Anello OR - | | | | | 1 | 1 | | 1 | 1 | | | | 1 | | | | | | | |
| 13 | 198442 | Joint d'étanchéité - Dichtungsring Junta de estanqueidad - Seal Guarnizióne - | | | | | 1 | 1 | | 1 | 1 | | | | 1 | | | | | | | |
| 14 | 491 | Joint d'étanchéité - Dichtungsring Junta de estanqueidad - Seal Guarnizióne - | | | | | 1 | 1 | | 1 | 1 | | | | 1 | | | | | | | |
| 15 | 162659 | Jonc d'arrêt - Sprengring Anillo de parada - Snap ring Giunto - | | | | | 1 | 1 | | 1 | 1 | | | | 1 | | | | | | | |
| 16 | 198446 | Piston de vérin - Zylinderkolben Pistón de cilindro - Cylinder piston Pistone del cilindro - | | | | | 1 | 1 | | 1 | 1 | | | | 1 | | | | | | | |
| 17 | 170987 | Jonc d'arrêt - Sprengring Anillo de parada - Snap ring Giunto - | | | | | 1 | 1 | | 1 | 1 | | | | 1 | | | | | | | |
| 18 | 198447 | Pochette de joints - Dichtungsatz Juego de juntas - Seal kit Serie guarnizióne - | | | | | 1 | 1 | | 1 | 1 | | | | 1 | | | | | | | |
| 19 | 198445 | Joint d'étanchéité - Dichtungsring Junta de estanqueidad - Seal Guarnizióne - | | | | | 2 | 2 | | 2 | 2 | | | | 2 | | | | | | | |

10 CA 75

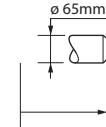
HYDRAULIQUE (Vérin d'élévation)
 HYDRAULIK (Hubzylinder)
 HIDRAULICO (Cilindro de elevación)
 HYDRAULIC (Lifting cylinder)
 IDRAULICO (Cilindro di sollevamento)

M 40-4 S.3 / M 50-4 S.3
 MC 40 PS S.3 / MC 50 PS S.3
 M-X 50-4 S.3



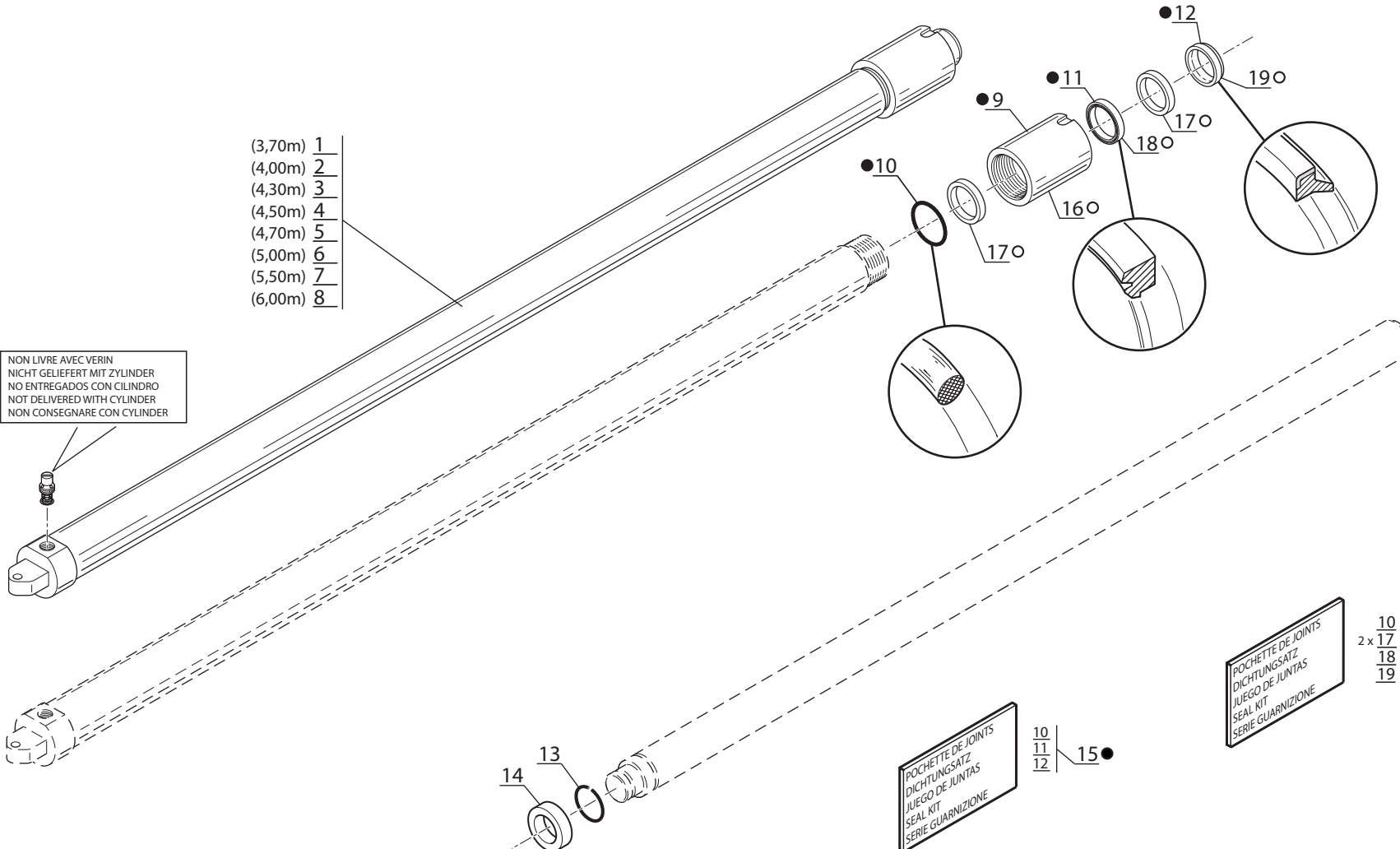
COURSE - HUB - CARRERA - STROKE -
 CORSA

| | |
|----------------|----------------|
| 3,70m - 1225mm | 4,70m - 1560mm |
| 4,00m - 1325mm | 5,00m - 1675mm |
| 4,30m - 1425mm | 5,50m - 1825mm |
| 4,50m - 1500mm | 6,00m - 2000mm |



- (3,70m) 1
- (4,00m) 2
- (4,30m) 3
- (4,50m) 4
- (4,70m) 5
- (5,00m) 6
- (5,50m) 7
- (6,00m) 8

NON LIVRE AVEC VERIN
 NICHT GELIEFERT MIT ZYLINDER
 NO ENTREGADOS CON CILINDRO
 NOT DELIVERED WITH CYLINDER
 NON CONSEGNARE CON CYLINDER



POCHETTE DE JOINTS
 DICHTUNGSATZ
 JUEGO DE JUNTAS
 SEAL KIT
 SERIE GUARNIZIONE

- 10
- 11
- 12

POCHETTE DE JOINTS
 DICHTUNGSATZ
 JUEGO DE JUNTAS
 SEAL KIT
 SERIE GUARNIZIONE

- 2 x 10
- 17
- 18
- 19

Catalogue : 647010

Qté-Menge-Cant-Qty-Q.ta

10 CA

75

M

1

HYDRAULIQUE (Vérin d'élévation)
 HYDRAULIK (Hubzylinder)
 HIDRAULICO (Cilindro de elevación)
 HYDRAULIC (Lifting cylinder)
 IDRAULICO (Cilindro di sollevamento)

1- M 26-2 S3 E2/E3 11- MC 70 PS S3 E2/E3
 2- M 30-2 S3 E2/E3 12- M-X 30-4 S3-E3
 3- M 26-4 S3 E2/E3 13- M-X 50-4 S3-E3
 4- M 30-4 S3 E2/E3 14- M-X 70-2 S3-E3
 5- M 40-4 S3 E2/E3 15-
 6- M 50-4 S3 E2/E3 16-
 7- MC 30 S3 E2/E3 17-
 8- MC 40 PS S3 E2/E3 18-
 9- MC 50 PS S3 E2/E3 19-
 10- MC 60 PS S3 E2/E3 20-

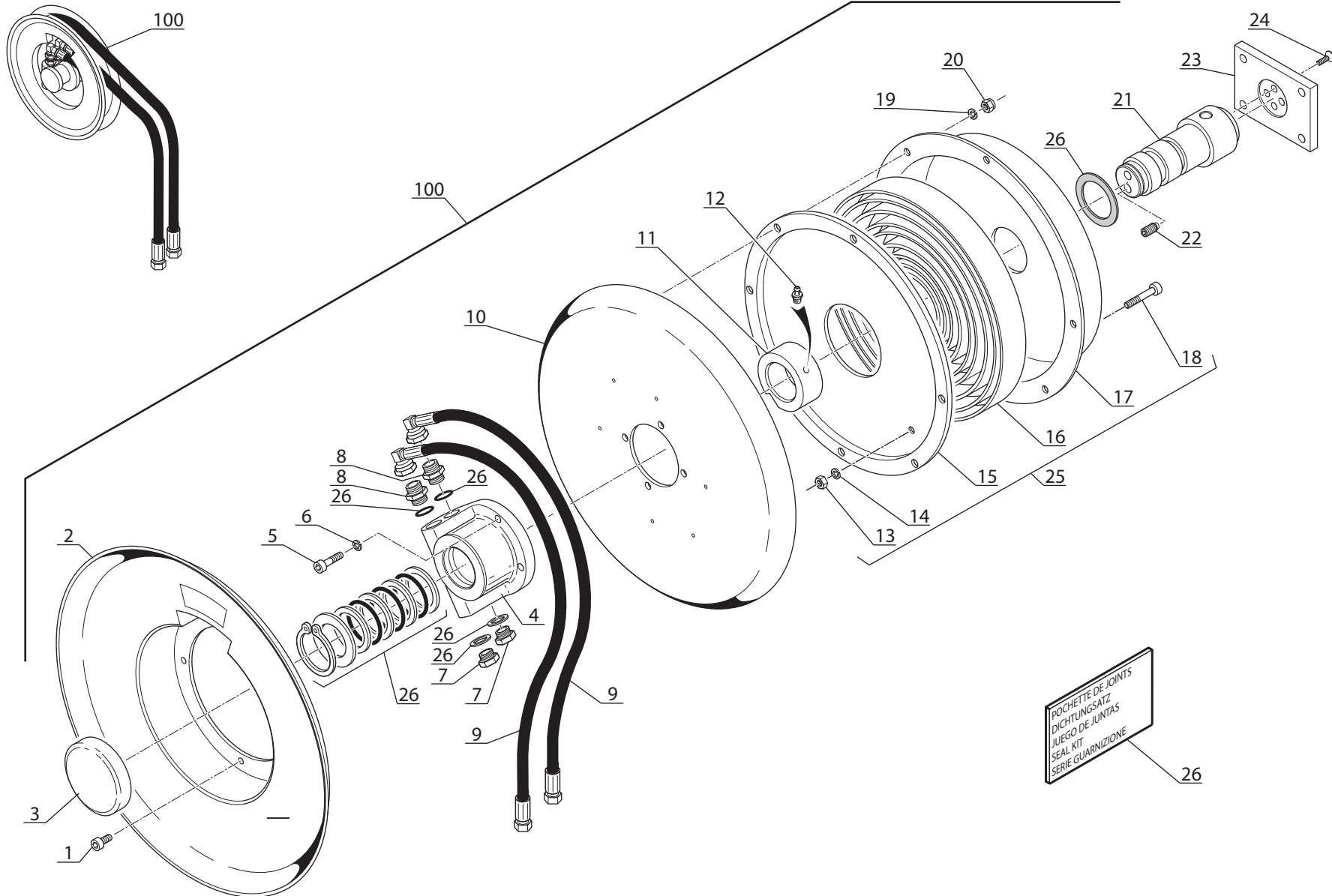
| Rep Hinw Fig Item Rif | Numéro Teil-Nr Numero Part-Nr Part-Nr | Désignation Bezeichnung Descripcion Description Descrizione | 1 | 2 | 3 | 4 | 5 | 6 | 7 | 8 | 9 | 10 | 11 | 12 | 13 | 14 | 15 | 16 | 17 | 18 | 19 | 20 |
|-----------------------------------|---|---|---|---|---|---|---|---|---|---|---|----|----|----|----|----|----|----|----|----|----|----|
| 1 | 219004 | Vérin d'éléva. D:65mm C:1225mm- Hubzylinder Cilindro de elevación - Lifting cylinder Cilindro di sollevamento - | | | | | 2 | 2 | | 2 | 2 | | | | 2 | | | | | | | |
| 2 | 219005 | Vérin d'éléva. D:65mm C:1325mm- Hubzylinder Cilindro de elevación - Lifting cylinder Cilindro di sollevamento - | | | | | 2 | 2 | | 2 | 2 | | | | 2 | | | | | | | |
| 3 | 219006 | Vérin d'éléva. D:65mm C:1425mm- Hubzylinder Cilindro de elevación - Lifting cylinder Cilindro di sollevamento - | | | | | 2 | 2 | | 2 | 2 | | | | 2 | | | | | | | |
| 4 | 218997 | Vérin d'éléva. D:65mm C:1500mm- Hubzylinder Cilindro de elevación - Lifting cylinder Cilindro di sollevamento - | | | | | 2 | 2 | | 2 | 2 | | | | 2 | | | | | | | |
| 5 | 219008 | Vérin d'éléva. D:65mm C:1560mm- Hubzylinder Cilindro de elevación - Lifting cylinder Cilindro di sollevamento - | | | | | 2 | 2 | | 2 | 2 | | | | 2 | | | | | | | |
| 6 | 219009 | Vérin d'éléva. D:65mm C:1675mm- Hubzylinder Cilindro de elevación - Lifting cylinder Cilindro di sollevamento - | | | | | 2 | 2 | | 2 | 2 | | | | 2 | | | | | | | |
| 7 | 219010 | Vérin d'éléva. D:65mm C:1825mm- Hubzylinder Cilindro de elevación - Lifting cylinder Cilindro di sollevamento - | | | | | 2 | 2 | | 2 | 2 | | | | 2 | | | | | | | |
| 8 | 219001 | Vérin d'éléva. D:65mm C:2000mm- Hubzylinder Cilindro de elevación - Lifting cylinder Cilindro di sollevamento - | | | | | 2 | 2 | | 2 | 2 | | | | 2 | | | | | | | |
| 9 | 197705 | Bague de fermeture - Schlussring Anillo de cierre - Fastening ring Anello di chiusura - | | | | | 1 | 1 | | 1 | 1 | | | | 1 | | | | | | | |
| 10 | 197710 | Joint torique - "0" ring Junta tórica - "0" ring Anello OR - | | | | | 1 | 1 | | 1 | 1 | | | | 1 | | | | | | | |
| 11 | 197708 | Joint d'étanchéité - Dichtungsring Junta de estanqueidad - Seal Guarnizione - | | | | | 1 | 1 | | 1 | 1 | | | | 1 | | | | | | | |

+

10 EA 13

HYDRAULIQUE (Détails)
HYDRAULIK (Einzelteile)
HIDRAULICO (Detalles)
HYDRAULIC (Details)
IDRAULICO (Dettaglio)

M 40-4 S.3 / M 50-4 S.3
MC 40 PS S.3 / MC 50 PS S.3
M-X 50-4 S.3



Catalogue : 647010

1

HYDRAULIQUE (Détails)
 HYDRAULIK (Einzelteile)
 HIDRAULICO (Detalles)
 HYDRAULIC (Details)
 IDRAULICO (Dettaglio)

Qté-Menge-Cant-Qty-Q.ta

10 EA

13

M

| | |
|-----------------------|-----------------------|
| 1- M 26-2 S3 E2/E3 | 11- MC 70 PS S3 E2/E3 |
| 2- M 30-2 S3 E2/E3 | 12- M-X 30-4 S3-E3 |
| 3- M 26-4 S3 E2/E3 | 13- M-X 50-4 S3-E3 |
| 4- M 30-4 S3 E2/E3 | 14- M-X 70-2 S3-E3 |
| 5- M 40-4 S3 E2/E3 | 15- |
| 6- M 50-4 S3 E2/E3 | 16- |
| 7- MC 30 S3 E2/E3 | 17- |
| 8- MC 40 PS S3 E2/E3 | 18- |
| 9- MC 50 PS S3 E2/E3 | 19- |
| 10- MC 60 PS S3 E2/E3 | 20- |

| Rep Hinw Fig Item Rif | Número Teil-Nr Numero Part-Nr Part-Nr | Désignation Bezeichnung Description Descrizione |
|-----------------------------------|---|---|
| 1 | 23606 | Vis H,M 4- 6 Tornillo Vite - Schraube - Screw - |
| 2 | 23607 | Tambour Tambor Tamburo - Trommel - Drum - |
| 3 | 23609 | Chapeau Tapadera Capello - Deckel - Cap - |
| 4 | 23612 | Raccord tournant Racor vuelta Raccordo - Verschraubung - Connection - |
| 5 | 25713 | Vis H,M 6- 16-8.8-ZN5/C Tornillo Vite - Schraube - Screw - |
| 5 | 58526 | Vis H,M 6- 40-8.8-ZN5/C Tornillo Vite - Schraube - Screw - |
| 6 | 23615 | Rondelle Arandela Rondella - Unterlegscheibe - Washer - |
| 7 | 23616 | Bouchon Tapón Tappo - Stopfen - Plug - |
| 8 | 23356 | Raccord Racor Raccordo - Verschraubung - Connection - |
| 9 | 23361 | Ensemble flexible Conjunto flexible Insieme flessibile - Schlauch blattfeder - Hose assy - |
| 10 | 23619 | Flasque et goujon assemblés Placa y espárrago ensamblado Flangia y prigioniero - Flansch und stift versammlun - Flange and stud assembly - |

| 1 | 2 | 3 | 4 | 5 | 6 | 7 | 8 | 9 | 10 | 11 | 12 | 13 | 14 | 15 | 16 | 17 | 18 | 19 | 20 |
|---|---|---|---|---|---|---|---|---|----|----|----|----|----|----|----|----|----|----|----|
| | | | | 7 | 7 | | 7 | 7 | | | | 7 | | | | | | | |
| | | | | 1 | 1 | | 1 | 1 | | | | 1 | | | | | | | |
| | | | | 1 | 1 | | 1 | 1 | | | | 1 | | | | | | | |
| | | | | 1 | 1 | | 1 | 1 | | | | 1 | | | | | | | |
| | | | | 2 | 2 | | 2 | 2 | | | | 2 | | | | | | | |
| | | | | 1 | 1 | | 1 | 1 | | | | 1 | | | | | | | |
| | | | | 3 | 3 | | 3 | 3 | | | | 3 | | | | | | | |
| | | | | 2 | 2 | | 2 | 2 | | | | 2 | | | | | | | |
| | | | | 2 | 2 | | 2 | 2 | | | | 2 | | | | | | | |
| | | | | 1 | 1 | | 1 | 1 | | | | 1 | | | | | | | |
| | | | | 1 | 1 | | 1 | 1 | | | | 1 | | | | | | | |



Catalogue : 647010

3

HYDRAULIQUE (Détails)
 HYDRAULIK (Einzelteile)
 HIDRAULICO (Detalles)
 HYDRAULIC (Details)
 IDRAULICO (Dettaglio)

Qté-Menge-Cant-Qty-Q.ta

10 EA

13

M

| | | | | | | | | | | |
|-----|----|------|----|-------|-------|-----|------|-------|----|-------|
| 1- | M | 26-2 | S3 | E2/E3 | 11- | MC | 70 | PS | S3 | E2/E3 |
| 2- | M | 30-2 | S3 | E2/E3 | 12- | M-X | 30-4 | S3-E3 | | |
| 3- | M | 26-4 | S3 | E2/E3 | 13- | M-X | 50-4 | S3-E3 | | |
| 4- | M | 30-4 | S3 | E2/E3 | 14- | M-X | 70-2 | S3-E3 | | |
| 5- | M | 40-4 | S3 | E2/E3 | 15- | | | | | |
| 6- | M | 50-4 | S3 | E2/E3 | 16- | | | | | |
| 7- | MC | 30 | S3 | E2/E3 | 17- | | | | | |
| 8- | MC | 40 | PS | S3 | E2/E3 | 18- | | | | |
| 9- | MC | 50 | PS | S3 | E2/E3 | 19- | | | | |
| 10- | MC | 60 | PS | S3 | E2/E3 | 20- | | | | |

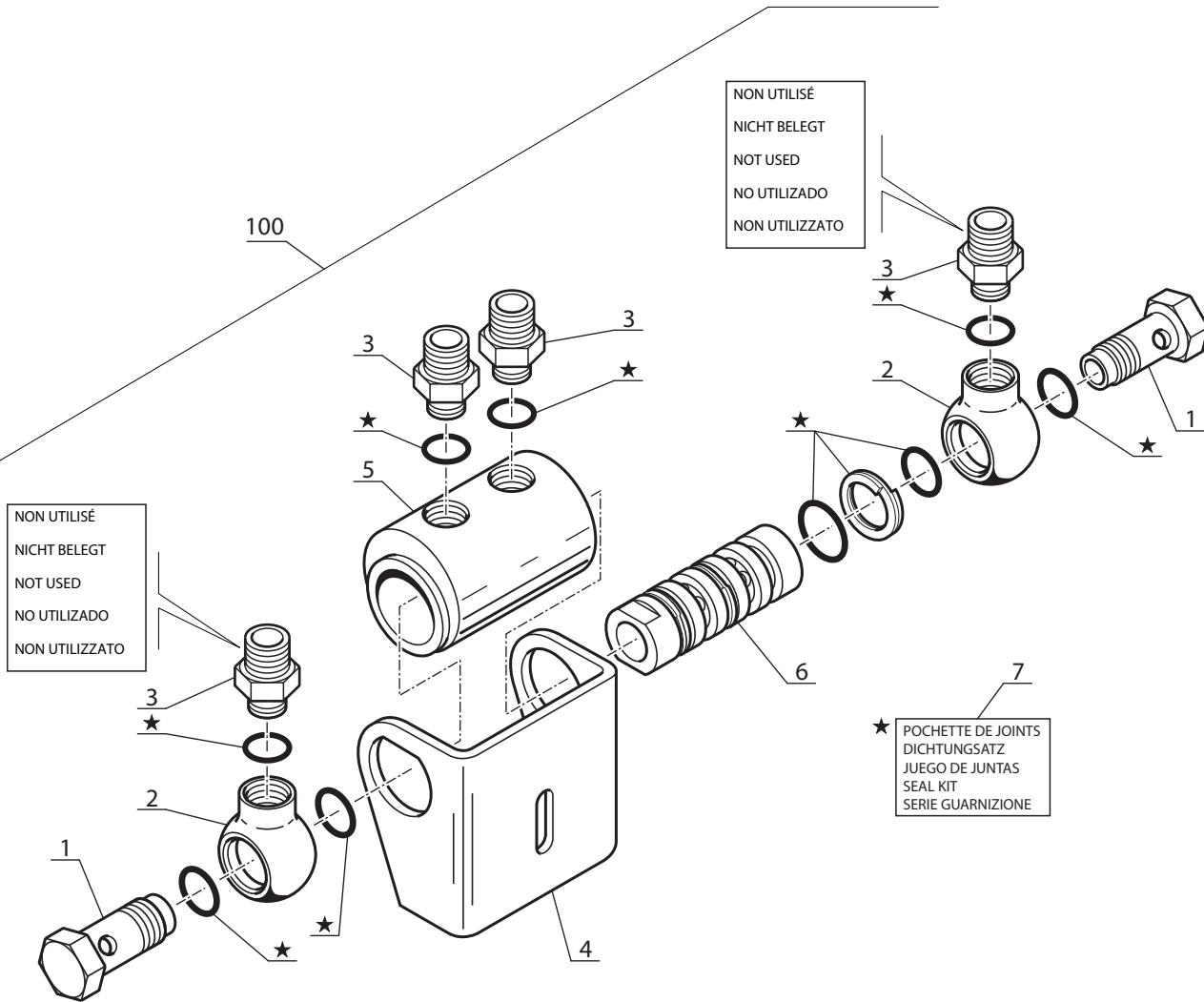
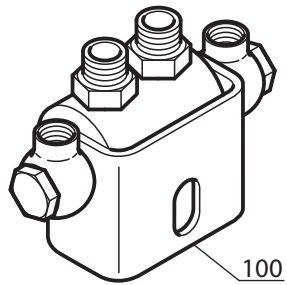
| Rep Hinw Fig Item Rif | Numéro Teil-Nr Numero Part-Nr Part-Nr | Désignation Bezeichnung Description Description |
|-----------------------------------|---|---|
| 22 | 23636 | Bouchon - Stopfen Tapón - Plug Tappo - |
| 23 | 23637 | Support - Träger Soporte - Bracket Supporto - |
| 24 | 23638 | Vis - Schraube Tornillo - Screw Vite - |
| 25 | 23625 | Ensemble - Ressort à lame + carter (pour enrouleur droit) Blattfeder - Gehäuse - doppelt (für recht spulerin) Conjunto - Resorte de láminas + cárter (para enrollador der Plate spring + Housing - assy (for R.H. hose reel) Insième - Molla a lama + carter (per arrottolatore destro) |
| 26 | 23359 | Pochette de joints - Dichtungssatz Juego de juntas - Seal kit Serie guarnizióne - |
| 100 | 160712 | Enrouleur complet droit - Kompletter recht spulerin Enrollador derecho completo - Complete R.H. hose reel Arrottolatore completo destro - |

| 1 | 2 | 3 | 4 | 5 | 6 | 7 | 8 | 9 | 10 | 11 | 12 | 13 | 14 | 15 | 16 | 17 | 18 | 19 | 20 |
|---|---|---|---|---|---|---|---|---|----|----|----|----|----|----|----|----|----|----|----|
| | | | | 2 | 2 | | 2 | 2 | | | | 2 | | | | | | | |
| | | | | | 1 | 1 | | 1 | 1 | | | 1 | | | | | | | |
| | | | | | | 4 | 4 | | 4 | 4 | | | 4 | | | | | | |
| | | | | | | 1 | 1 | | 1 | 1 | | | 1 | | | | | | |
| | | | | | | 1 | 1 | | 1 | 1 | | | 1 | | | | | | |
| | | | | | | 1 | 1 | | 1 | 1 | | | 1 | | | | | | |

10 EA 14

HYDRAULIQUE (Détails)
HYDRAULIK (Einzelteile)
HIDRAULICO (Detalles)
HYDRAULIC (Details)
IDRAULICO (Dettaglio)

M 26-2 S.3 / M 26-4 S.3
M 30-2 S.3 / M 30-4 S.3
M 40-4 S.3 / M 50-4 S.3
MC 40 PS S.3 / MC 50 PS S.3
MC 30 S.3
M-X 30-4 S.3 / M-X 50-4 S.3



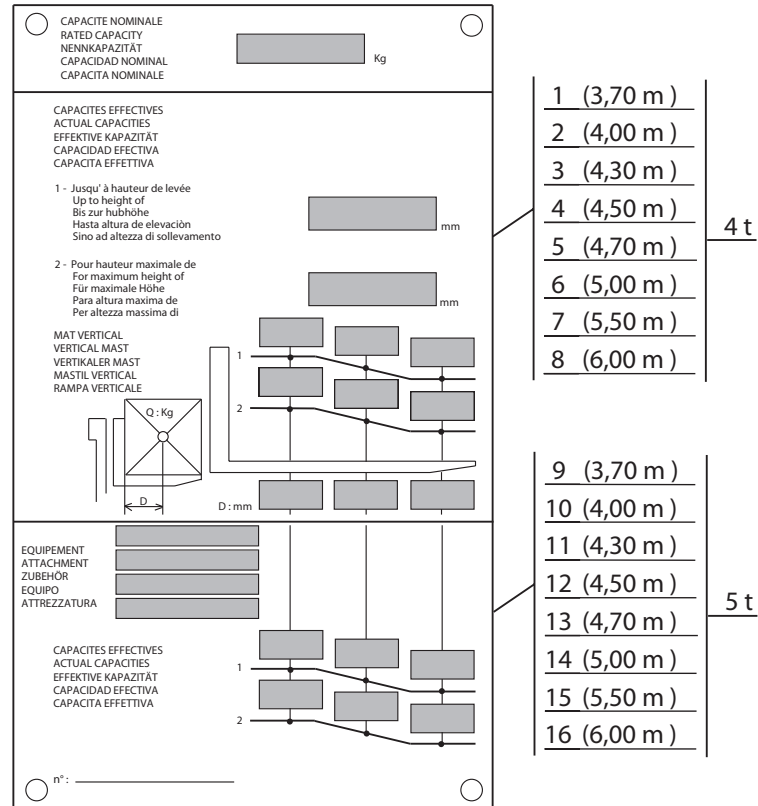
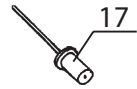
NON UTILISÉ
NICHT BELEGT
NOT USED
NO UTILIZADO
NON UTILIZZATO

NON UTILISÉ
NICHT BELEGT
NOT USED
NO UTILIZADO
NON UTILIZZATO

★
POCHETTE DE JOINTS
DICHTUNGSATZ
JUEGO DE JUNTAS
SEAL KIT
SERIE GUARNIZIONE

Catalogue : 647010

| 1 | HYDRAULIQUE (Détails) HYDRAULIK (Einzelteile) HIDRAULICO (Detalles) HYDRAULIC (Details) IDRAULICO (Dettaglio) | | | Qté-Menge-Cant-Qty-Q.ta | | | | | | | | | | 10 EA | | 14 | | M | | | | | |
|-----|---|---|---|-------------------------|---|---|---|---|---|---|---|---|----|-------|-----------------------|----|----|---|----|----|----|----|----|
| | Rep Hinw Fig Item Rif | Numéro Teil-Nr Numero Part-Nr Part-Nr | Désignation Bezeichnung Descripcion Description Descrizione | 1 | 2 | 3 | 4 | 5 | 6 | 7 | 8 | 9 | 10 | 11 | 12 | 13 | 14 | | 15 | 16 | 17 | 18 | 19 |
| | | | | 1- M 26-2 S3 E2/E3 | | | | | | | | | | | 11- MC 70 PS S3 E2/E3 | | | | | | | | |
| | | | | 2- M 30-2 S3 E2/E3 | | | | | | | | | | | 12- M-X 30-4 S3-E3 | | | | | | | | |
| | | | | 3- M 26-4 S3 E2/E3 | | | | | | | | | | | 13- M-X 50-4 S3-E3 | | | | | | | | |
| | | | | 4- M 30-4 S3 E2/E3 | | | | | | | | | | | 14- M-X 70-2 S3-E3 | | | | | | | | |
| | | | | 5- M 40-4 S3 E2/E3 | | | | | | | | | | | 15- | | | | | | | | |
| | | | | 6- M 50-4 S3 E2/E3 | | | | | | | | | | | 16- | | | | | | | | |
| | | | | 7- MC 30 S3 E2/E3 | | | | | | | | | | | 17- | | | | | | | | |
| | | | | 8- MC 40 PS S3 E2/E3 | | | | | | | | | | | 18- | | | | | | | | |
| | | | | 9- MC 50 PS S3 E2/E3 | | | | | | | | | | | 19- | | | | | | | | |
| | | | | 10- MC 60 PS S3 E2/E3 | | | | | | | | | | | 20- | | | | | | | | |
| 1 | 23641 | Vis creuse Tornillo hueco Vite cava | - Hohl schraube - Hollow screw - | 2 | 2 | 2 | 2 | 2 | 2 | 2 | 2 | 2 | | | 2 | 2 | | | | | | | |
| 2 | 23643 | Raccord banjo Racor banjo Raccordo | - Verschraubung - Banjo connection - | 2 | 2 | 2 | 2 | 2 | 2 | 2 | 2 | 2 | | | 2 | 2 | | | | | | | |
| 3 | 160988 | Adapteur 3/8" gaz Adaptador Adattatore | - Verbindung - Adaptor - | 4 | 4 | 4 | 4 | 4 | 4 | 4 | 4 | 4 | | | 4 | 4 | | | | | | | |
| 4 | 23646 | Support Soporte Supporto | - Träger - Bracket - | 1 | 1 | 1 | 1 | 1 | 1 | 1 | 1 | 1 | | | 1 | 1 | | | | | | | |
| 5 | 23647 | Corps de distributeur Cuerpo de distribuidor Camicia distributore | - Kommandosteuerventil Körper - Valve bank body - | 1 | 1 | 1 | 1 | 1 | 1 | 1 | 1 | 1 | | | 1 | 1 | | | | | | | |
| 6 | 23642 | Piston distributeur Pistón distribuidor Pistone distributore | - Kolbenschieber - Piston valve - | 1 | 1 | 1 | 1 | 1 | 1 | 1 | 1 | 1 | | | 1 | 1 | | | | | | | |
| 7 | 23984 | Pochette de joints Juego de juntas Serie guarnizióne | - Dichtungsatz - Seal kit - | 1 | 1 | 1 | 1 | 1 | 1 | 1 | 1 | 1 | | | 1 | 1 | | | | | | | |
| 100 | 160714 | Distributeur complet Kompletter kommandosteuerventil Distribuidor completo Distributore completo | - Complete valve bank - | 1 | 1 | 1 | 1 | 1 | 1 | 1 | 1 | 1 | | | 1 | 1 | | | | | | | |



Catalogue : 647010

1

ABAQUE DE CHARGE
 BELASTUNG TABELLE
 ABACO DE CARGA
 LOAD CHART
 DIAGRAMMA DI CARICO

Qté-Menge-Cant-Qty-Q.ta

12 AA

87

M

- | | |
|-----------------------|-----------------------|
| 1- M 26-2 S3 E2/E3 | 11- MC 70 PS S3 E2/E3 |
| 2- M 30-2 S3 E2/E3 | 12- M-X 30-4 S3-E3 |
| 3- M 26-4 S3 E2/E3 | 13- M-X 50-4 S3-E3 |
| 4- M 30-4 S3 E2/E3 | 14- M-X 70-2 S3-E3 |
| 5- M 40-4 S3 E2/E3 | 15- |
| 6- M 50-4 S3 E2/E3 | 16- |
| 7- MC 30 S3 E2/E3 | 17- |
| 8- MC 40 PS S3 E2/E3 | 18- |
| 9- MC 50 PS S3 E2/E3 | 19- |
| 10- MC 60 PS S3 E2/E3 | 20- |

| Rep Hinw Fig Item Rif | Numéro Teil-Nr Numero Part-Nr Part-Nr | Désignation Bezeichnung Description Descrizione | Qté-Menge-Cant-Qty-Q.ta | | | | | | | | | | | | | | | | | | | |
|-----------------------------------|---|--|-------------------------|---|---|---|---|---|---|---|---|----|----|----|----|----|----|----|----|----|----|----|
| | | | 1 | 2 | 3 | 4 | 5 | 6 | 7 | 8 | 9 | 10 | 11 | 12 | 13 | 14 | 15 | 16 | 17 | 18 | 19 | 20 |
| 1 | 197448 | Abaque CM 40/50 Abaco de carga Diagramma di carico | | | | | | 1 | | | | 1 | | | | | | | | | | |
| 2 | 197449 | Abaque CM 40/50 Abaco de carga Diagramma di carico | | | | | | 1 | | | | 1 | | | | | | | | | | |
| 3 | 197450 | Abaque CM 40/50 Abaco de carga Diagramma di carico | | | | | | 1 | | | | 1 | | | | | | | | | | |
| 4 | 197451 | Abaque CM 40/50 Abaco de carga Diagramma di carico | | | | | | 1 | | | | 1 | | | | | | | | | | |
| 5 | 197452 | Abaque CM 40/50 Abaco de carga Diagramma di carico | | | | | | 1 | | | | 1 | | | | | | | | | | |
| 6 | 197453 | Abaque CM 40/50 Abaco de carga Diagramma di carico | | | | | | 1 | | | | 1 | | | | | | | | | | |
| 7 | 197454 | Abaque CM 40/50 Abaco de carga Diagramma di carico | | | | | | 1 | | | | 1 | | | | | | | | | | |
| 8 | 197455 | Abaque CM 40/50 Abaco de carga Diagramma di carico | | | | | | 1 | | | | 1 | | | | | | | | | | |
| 9 | 221166 | Abaque M TDL Abaco de carga Diagramma di carico | | | | | | | | 1 | | | | | | | | | | | 1 | |
| 10 | 221167 | Abaque M TDL Abaco de carga Diagramma di carico | | | | | | | | 1 | | | | | | | | | | | 1 | |
| 11 | 221168 | Abaque M TDL Abaco de carga Diagramma di carico | | | | | | | | 1 | | | | | | | | | | | 1 | |

+

2

Catalogue : 647010

ABAQUE DE CHARGE
 BELASTUNG TABELLE
 ABACO DE CARGA
 LOAD CHART
 DIAGRAMMA DI CARICO

Qté-Menge-Cant-Qty-Q.ta

12 AA

87

M

| | |
|-----------------------|-----------------------|
| 1- M 26-2 S3 E2/E3 | 11- MC 70 PS S3 E2/E3 |
| 2- M 30-2 S3 E2/E3 | 12- M-X 30-4 S3-E3 |
| 3- M 26-4 S3 E2/E3 | 13- M-X 50-4 S3-E3 |
| 4- M 30-4 S3 E2/E3 | 14- M-X 70-2 S3-E3 |
| 5- M 40-4 S3 E2/E3 | 15- |
| 6- M 50-4 S3 E2/E3 | 16- |
| 7- MC 30 S3 E2/E3 | 17- |
| 8- MC 40 PS S3 E2/E3 | 18- |
| 9- MC 50 PS S3 E2/E3 | 19- |
| 10- MC 60 PS S3 E2/E3 | 20- |

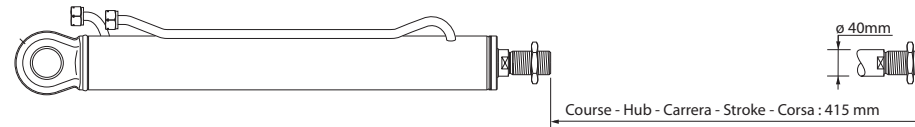
| Rep Hinw Fig Item Rif | Numéro Teil-Nr Numero Part-Nr Part-Nr | Désignation Bezeichnung Descripcion Description Descrizione | | | | | | | | | | | | | | | | | | | | |
|-----------------------------------|---|---|---|---|---|---|---|---|---|---|---|----|----|----|----|----|----|----|----|----|----|----|
| | | | 1 | 2 | 3 | 4 | 5 | 6 | 7 | 8 | 9 | 10 | 11 | 12 | 13 | 14 | 15 | 16 | 17 | 18 | 19 | 20 |
| 12 | 221145 | Abaque M TDL Abaco de carga Diagramma di carico | | | | | | | 1 | | | 1 | | | | | | | | | | |
| 13 | 221146 | Abaque M TDL Abaco de carga Diagramma di carico | | | | | | | 1 | | | 1 | | | | | | | | | | |
| 14 | 221147 | Abaque M TDL Abaco de carga Diagramma di carico | | | | | | | 1 | | | 1 | | | | | | | | | | |
| 15 | 221148 | Abaque M TDL Abaco de carga Diagramma di carico | | | | | | | 1 | | | 1 | | | | | | | | | | |
| 16 | 221149 | Abaque M TDL Abaco de carga Diagramma di carico | | | | | | | 1 | | | 1 | | | | | | | | | | |
| 17 | 163658 | Rivet Ø 3,2 x 8 Remache Rivetto | | | | | | 4 | 4 | | 4 | 4 | | | | | | | | | | |

INCLINAISON MAT TRIPLE
DREIFACH HUBMAST NEIGUNG
INCLINACION MASTIL TRIPLE
TRIPLE MAST TILTING
INCLINAZIONE RAMPA TRIPLEX

10 CD 35

HYDRAULIQUE (Vérin d'inclinaison) (Inclinaison standard 15°/15°)
HYDRAULIK (Neigungszylinder) (Standard neigung 15°/15°)
HIDRAULICO (Cilindro de inclinación) (Inclinación estandar 15°/15°)
HYDRAULIC (Tilting cylinder) (Standard tilting 15°/15°)
IDRAULICO (Cilindro di inclinazione) (Inclinazione standard 15°/15°)

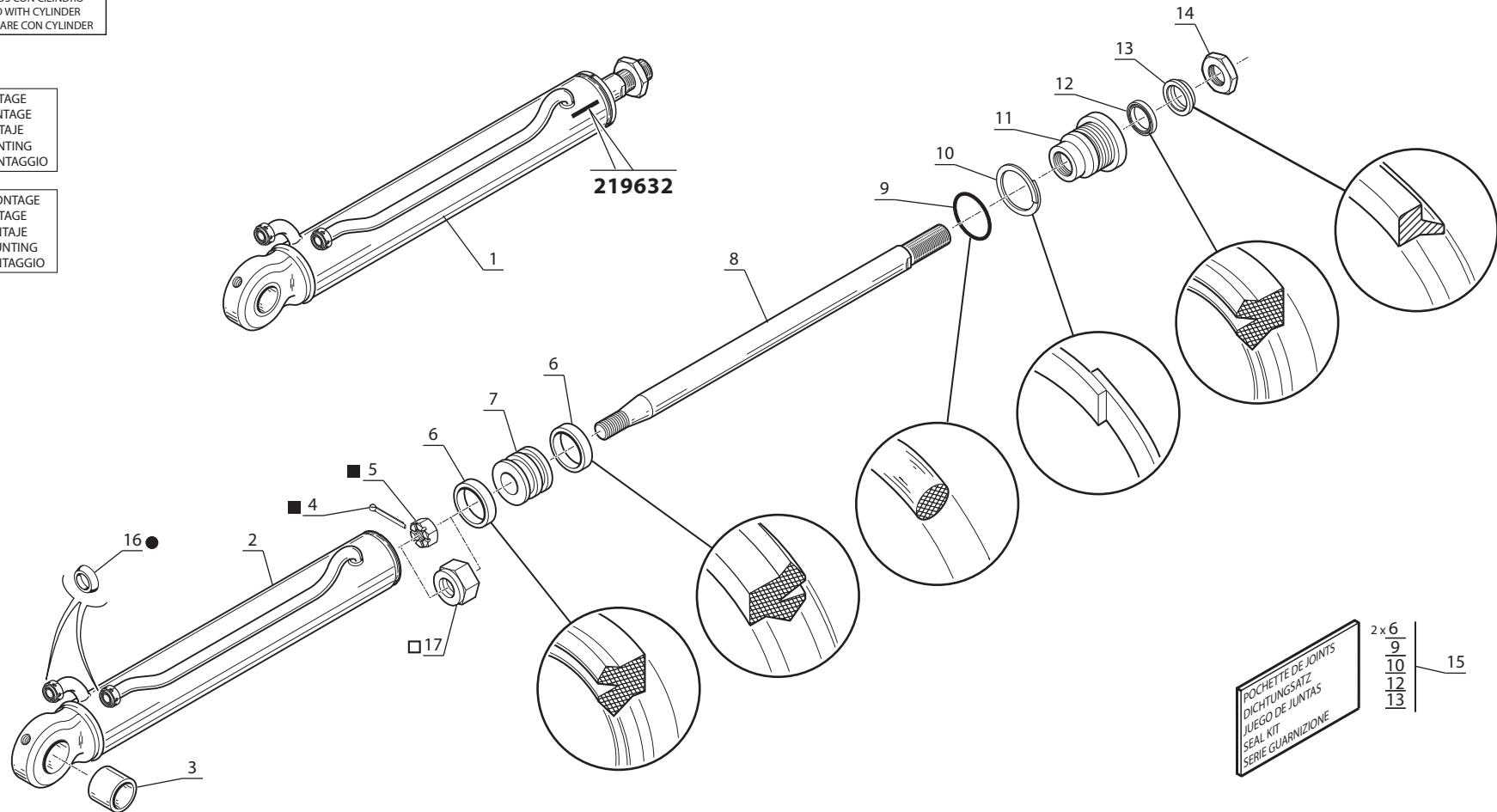
M 40-4 S.3 / M 50-4 S.3
MC 40 PS S.3 / MC 50 PS S.3
M-X 50-4 S.3-E3



● NON LIVRE AVEC VERIN
NICHT GELIEFERT MIT ZYLINDER
NO ENTREGADOS CON CILINDRO
NOT DELIVERED WITH CYLINDER
NON CONSEGNARE CON CYLINDER

■ 1er MONTAGE
1ste MONTAGE
1ro MONTAJE
1st MOUNTING
1mo MONTAGGIO

□ 2ème MONTAGE
2te MONTAGE
2do MONTAJE
2nd MOUNTING
2do MONTAGGIO



POCHETTE DE JOINTS
DICHTUNGSATZ
JUEGO DE JUNTAS
SEAL KIT
SERIE GUARNIZIONE

2x6
9
10
12
13

15

Catalogue : 647010

1

HYDRAULIQUE (Vérin d'inclinaison) (standard 15°/15°)
 HYDRAULIK (Neigungszylinder) (standard 15°/15°)
 HIDRAULICO (Cilindro de inclinación) (estándar 15°/15°)
 HYDRAULIC (Tilting cylinder) (standard 15°/15°)
 IDRAULICO (Cilindro di inclinazione) (standard 15°/15°)

Qté-Menge-Cant-Qty-Q.ta

10 CD

35

M

1- M 26-2 S3 E2/E3 11- MC 70 PS S3 E2/E3
 2- M 30-2 S3 E2/E3 12- M-X 30-4 S3-E3
 3- M 26-4 S3 E2/E3 13- M-X 50-4 S3-E3
 4- M 30-4 S3 E2/E3 14- M-X 70-2 S3-E3
 5- M 40-4 S3 E2/E3 15-
 6- M 50-4 S3 E2/E3 16-
 7- MC 30 S3 E2/E3 17-
 8- MC 40 PS S3 E2/E3 18-
 9- MC 50 PS S3 E2/E3 19-
 10- MC 60 PS S3 E2/E3 20-

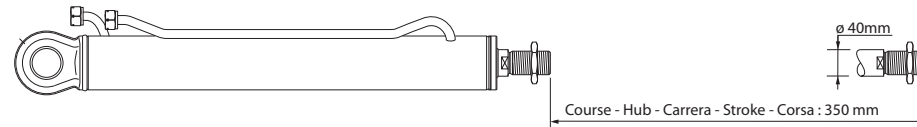
| Rep Hinw Fig Item Rif | Número Teil-Nr Numero Part-Nr Part-Nr | Désignation Bezeichnung Descripcion Description Descrizione | 1 | 2 | 3 | 4 | 5 | 6 | 7 | 8 | 9 | 10 | 11 | 12 | 13 | 14 | 15 | 16 | 17 | 18 | 19 | 20 |
|-----------------------------------|---|--|---|---|---|---|---|---|---|---|---|----|----|----|----|----|----|----|----|----|----|----|
| 1 | 219632 | Vérin inclinai. D:40mm C:415mm- Cilindro de inclinación - Cilindro di inclinazione - | | | | | 2 | 2 | | 2 | 2 | | | | 2 | | | | | | | |
| 2 | 181257 | Corps de vérin - Cuerpo de cilindro - Camicia del cilindro - | | | | | 1 | 1 | | 1 | 1 | | | | 1 | | | | | | | |
| 3 | 181246 | Bague - Anillo - Anello - | | | | | 1 | 1 | | 1 | 1 | | | | 1 | | | | | | | |
| 4 | 42811 | Goupille V 5 x 63 zinguée - Pasador - Spina - | | | | | 1 | 1 | | 1 | 1 | | | | 1 | | | | | | | |
| 5 | 31717 | Ecrou HK,M30-200 zingué - Tuerca - Dado - | | | | | 1 | 1 | | 1 | 1 | | | | 1 | | | | | | | |
| 6 | 19953 | Joint d'étanchéité - Junta de estanqueidad - Guarnizióne - | | | | | 2 | 2 | | 2 | 2 | | | | 2 | | | | | | | |
| 7 | 31721 | Piston de vérin - Pistón de cilindro - Pistone del cilindro - | | | | | 1 | 1 | | 1 | 1 | | | | 1 | | | | | | | |
| 8 | 181258 | Tige de vérin - Vástago de cilindro - Stelo del cilindro - | | | | | 1 | 1 | | 1 | 1 | | | | 1 | | | | | | | |
| 9 | 4040 | Joint torique - Junta tórica - Anello OR - | | | | | 1 | 1 | | 1 | 1 | | | | 1 | | | | | | | |
| 10 | 182268 | Joint anti-extrusion - Junta antiextrusión - Guarnizióne anti estrusione - | | | | | 1 | 1 | | 1 | 1 | | | | 1 | | | | | | | |
| 11 | 186755 | Bague de fermeture - Anillo de cierre - Anello di chiusura - | | | | | 1 | 1 | | 1 | 1 | | | | 1 | | | | | | | |

+

10 CD 43

HYDRAULIQUE (Vérin d'inclinaison) OPTION (10°AV / 15°AR)
 HYDRAULIK (Neigungszylinder) OPTION (10°AV / 15°AR)
 HIDRAULICO (Cilindro de inclinacion) OPCION (10°AV / 15°AR)
 HYDRAULIC (Tilting cylinder) OPTION (10°AV / 15°AR)
 IDRAULICO (Cilindro di inclinazione) OPZIONE (10°AV / 15°AR)

M 40-4 T S.3-E3 / M 50-4 T S.3-E3
 MC 40 T PS S.3-E3 / MC 50 T PS S.3-E3
 M-X 50-4 S.3

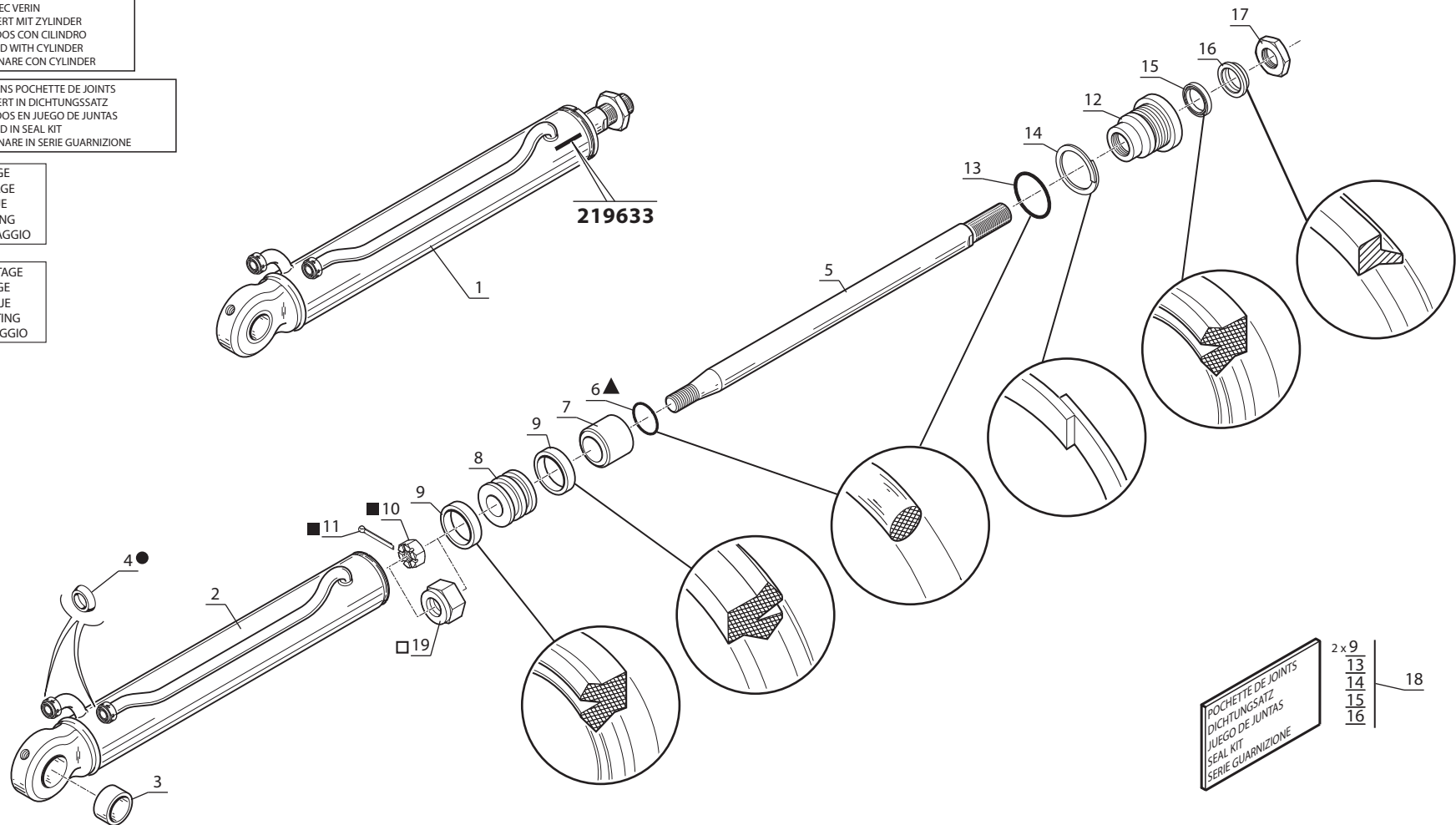


● NON LIVRE AVEC VERIN
 NICHT LIEFERT MIT ZYLINDER
 NO ENTREGADOS CON CILINDRO
 NOT DELIVERED WITH CYLINDER
 NON CONSEGNARE CON CYLINDER

▲ NON LIVRE DANS POCHETTE DE JOINTS
 NICHT LIEFERT IN DICHTUNGSSATZ
 NO ENTREGADOS EN JUEGO DE JUNTAS
 NOT DELIVERED IN SEAL KIT
 NON CONSEGNARE IN SERIE GUARNIZIONE

■ 1er MONTAGE
 1ste MONTAGE
 1ro MONTAJE
 1st MOUNTING
 1mo MONTAGGIO

□ 2ème MONTAGE
 2te MONTAGE
 2do MONTAJE
 2nd MOUNTING
 2do MONTAGGIO



POCHETTE DE JOINTS
 DICHTUNGSSATZ
 JUEGO DE JUNTAS
 SEAL KIT
 SERIE GUARNIZIONE

2x9
 13
 14
 15
 16

18

Catalogue : 647010

1

HYDRAULIQUE (Vérin d'inclinaison) (standard 10°/15°) (5 à 6)
 HYDRAULIK (Neigungszylinder) (standard 10°/15°) (5 bis 6 m)
 HIDRAULICO (Cilindro de inclinación) (estándar 10°/15°) (5
 HYDRAULIC (Tilting cylinder) (standard 10°/15°) (5 to 6 m)
 IDRAULICO (Cilindro di inclinazione) (standard 10°/15°) (5 -

Qté-Menge-Cant-Qty-Q.ta

10 CD

43

M

1- M 26-2 S3 E2/E3 11- MC 70 PS S3 E2/E3
 2- M 30-2 S3 E2/E3 12- M-X 30-4 S3-E3
 3- M 26-4 S3 E2/E3 13- M-X 50-4 S3-E3
 4- M 30-4 S3 E2/E3 14- M-X 70-2 S3-E3
 5- M 40-4 S3 E2/E3 15-
 6- M 50-4 S3 E2/E3 16-
 7- MC 30 S3 E2/E3 17-
 8- MC 40 PS S3 E2/E3 18-
 9- MC 50 PS S3 E2/E3 19-
 10- MC 60 PS S3 E2/E3 20-

| Rep Hinw Fig Item Rif | Número Teil-Nr Numero Part-Nr Part-Nr | Désignation Bezeichnung Descripcion Description Descrizione | 1 | 2 | 3 | 4 | 5 | 6 | 7 | 8 | 9 | 10 | 11 | 12 | 13 | 14 | 15 | 16 | 17 | 18 | 19 | 20 | |
|-----------------------------------|---|--|---|---|---|---|---|---|---|---|---|----|----|----|----|----|----|----|----|----|----|----|--|
| 1 | 219633 | Vérin inclinai. D:40mm C:350mm- Cilindro de inclinación - Cilindro di inclinazione - Neigungszylinder - Tilting cylinder | | | | | 2 | 2 | | 2 | 2 | | | | 2 | | | | | | | | |
| 2 | 181257 | Corps de vérin Cuerpo de cilindro Camicia del cilindro - Zylinder körper - Cylinder body | | | | | 1 | 1 | | 1 | 1 | | | | 1 | | | | | | | | |
| 3 | 181246 | Bague Anillo Anello - Büchse - Bushing | | | | | 1 | 1 | | 1 | 1 | | | | 1 | | | | | | | | |
| 4 | 169437 | Joint d'étanchéité Junta de estanqueidad Guarnizióne - Dichtungsring - Seal | | | | | 2 | 2 | | 2 | 2 | | | | 2 | | | | | | | | |
| 5 | 181258 | Tige de vérin Vástago de cilindro Stelo del cilindro - Zylinder stange - Cylinder rod | | | | | 1 | 1 | | 1 | 1 | | | | 1 | | | | | | | | |
| 6 | 32407 | Joint torique Junta tórica Anello OR - "0" ring - "0" ring | | | | | 1 | 1 | | 1 | 1 | | | | 1 | | | | | | | | |
| 7 | 180753 | Bague Anillo Anello - Büchse - Bushing | | | | | 1 | 1 | | 1 | 1 | | | | 1 | | | | | | | | |
| 8 | 31721 | Piston de vérin Pistón de cilindro Pistone del cilindro - Zylinderkolben - Cylinder piston | | | | | 1 | 1 | | 1 | 1 | | | | 1 | | | | | | | | |
| 9 | 19953 | Joint d'étanchéité Junta de estanqueidad Guarnizióne - Dichtungsring - Seal | | | | | 2 | 2 | | 2 | 2 | | | | 2 | | | | | | | | |
| 10 | 31717 | Ecrou HK,M30-200 zingué Tuerca Dado - Mutter - Nut | | | | | 1 | 1 | | 1 | 1 | | | | 1 | | | | | | | | |
| 11 | 42811 | Goupille V 5 x 63 zinguée Pasador Spina - Stift - Pin | | | | | 1 | 1 | | 1 | 1 | | | | 1 | | | | | | | | |

+

2

Catalogue : 647010

HYDRAULIQUE (Vérin d'inclinaison) (standard 10°/15°) (5 à 6)
 HYDRAULIK (Neigungszylinder) (standard 10°/15°) (5 bis 6 m)
 HIDRAULICO (Cilindro de inclinación) (estándard 10°/15°) (5
 HYDRAULIC (Tilting cylinder) (standard 10°/15°) (5 to 6 m)
 IDRAULICO (Cilindro di inclinazione) (standard 10°/15°) (5 -

Qté-Menge-Cant-Qty-Q.ta

10 CD

43

M

| | | | | | | | | | | |
|-----|----|------|----|-------|-------|-----|------|-------|----|-------|
| 1- | M | 26-2 | S3 | E2/E3 | 11- | MC | 70 | PS | S3 | E2/E3 |
| 2- | M | 30-2 | S3 | E2/E3 | 12- | M-X | 30-4 | S3-E3 | | |
| 3- | M | 26-4 | S3 | E2/E3 | 13- | M-X | 50-4 | S3-E3 | | |
| 4- | M | 30-4 | S3 | E2/E3 | 14- | M-X | 70-2 | S3-E3 | | |
| 5- | M | 40-4 | S3 | E2/E3 | 15- | | | | | |
| 6- | M | 50-4 | S3 | E2/E3 | 16- | | | | | |
| 7- | MC | 30 | S3 | E2/E3 | 17- | | | | | |
| 8- | MC | 40 | PS | S3 | E2/E3 | 18- | | | | |
| 9- | MC | 50 | PS | S3 | E2/E3 | 19- | | | | |
| 10- | MC | 60 | PS | S3 | E2/E3 | 20- | | | | |

| Rep Hinw Fig Item Rif | Numéro Teil-Nr Numero Part-Nr Part-Nr | Désignation Bezeichnung Descripcion Description Descrizione | 1 | 2 | 3 | 4 | 5 | 6 | 7 | 8 | 9 | 10 | 11 | 12 | 13 | 14 | 15 | 16 | 17 | 18 | 19 | 20 | |
|-----------------------------------|---|--|---|---|---|---|---|---|---|---|---|----|----|----|----|----|----|----|----|----|----|----|--|
| 12 | 186755 | Bague de fermeture Anillo de cierre Anello di chiusura | - | - | - | - | 1 | 1 | | 1 | 1 | | | | 1 | | | | | | | | |
| 13 | 4040 | Joint torique Junta tórica Anello OR | - | - | - | - | 1 | 1 | | 1 | 1 | | | | 1 | | | | | | | | |
| 14 | 182268 | Joint anti-extrusion Junta antiextrusión Guarnizione anti estrusione | - | - | - | - | 1 | 1 | | 1 | 1 | | | | 1 | | | | | | | | |
| 15 | 5316 | Joint d'étanchéité Junta de estanqueidad Guarnizione | - | - | - | - | 1 | 1 | | 1 | 1 | | | | 1 | | | | | | | | |
| 16 | 1878 | Joint d'étanchéité Junta de estanqueidad Guarnizione | - | - | - | - | 1 | 1 | | 1 | 1 | | | | 1 | | | | | | | | |
| 17 | 19959 | Ecrou Tuerca Dado | - | - | - | - | 1 | 1 | | 1 | 1 | | | | 1 | | | | | | | | |
| 18 | 186760 | Pochette de joints Juego de juntas Serie guarnizione | - | - | - | - | 1 | 1 | | 1 | 1 | | | | 1 | | | | | | | | |
| 19 | 165292 | Ecrou FR, M30-200 Tuerca Dado | - | - | - | - | 1 | 1 | | 1 | 1 | | | | 1 | | | | | | | | |
| | | <p>Nota : Les vérins ref : 219632 ; inclinaison 15°/15° peuvent être modifiés en vérins ref 219633 ; inclinaison 10°/15° ; en ajoutant la bague ref 180753 et le joint torique ref 32407.</p> <p>ANMERKUNG : Die zylinder ref 219632 mit Neigung 15°/15° Können in Zylinder ref 219633 mit Neigung 10°/15° geändert werden unter Hinzufügen des Ringes ref 180753 und des "O" Ringes ref 32407</p> | | | | | | | | | | | | | | | | | | | | | |

+

Catalogue : 647010

3

HYDRAULIQUE (Vérin d'inclinaison) (standard 10°/15°) (5 à 6)
 HYDRAULIK (Neigungszylinder) (standard 10°/15°) (5 bis 6 m)
 HIDRAULICO (Cilindro de inclinación) (estándar 10°/15°) (5
 HYDRAULIC (Tilting cylinder) (standard 10°/15°) (5 to 6 m)
 IDRAULICO (Cilindro di inclinazione) (standard 10°/15°) (5 -

Qté-Menge-Cant-Qty-Q.ta

10 CD

43

M

- | | |
|-----------------------|-----------------------|
| 1- M 26-2 S3 E2/E3 | 11- MC 70 PS S3 E2/E3 |
| 2- M 30-2 S3 E2/E3 | 12- M-X 30-4 S3-E3 |
| 3- M 26-4 S3 E2/E3 | 13- M-X 50-4 S3-E3 |
| 4- M 30-4 S3 E2/E3 | 14- M-X 70-2 S3-E3 |
| 5- M 40-4 S3 E2/E3 | 15- |
| 6- M 50-4 S3 E2/E3 | 16- |
| 7- MC 30 S3 E2/E3 | 17- |
| 8- MC 40 PS S3 E2/E3 | 18- |
| 9- MC 50 PS S3 E2/E3 | 19- |
| 10- MC 60 PS S3 E2/E3 | 20- |

| Rep Hinw Fig Item Rif | Numéro Teil-Nr Numero Part-Nr Part-Nr | Désignation Bezeichnung Descripcion Description Descrizione |
|-----------------------------------|---|---|
|-----------------------------------|---|---|

1 2 3 4 5 6 7 8 9 10 11 12 13 14 15 16 17 18 19 20

Nota : Los cilindros ref 219632 ; inclinación 15°/15° puede ser modificados en cilindros ref 219633 ; inclinación 10°/15° ; con la adición del casquillon ref 180753 y el junta torica ref 32407

Note : The cylinders ref 219632 ; tilting 15°/15° can be modified in cylinders ref 219633 tilting 10°/15° ; by adding the bush ref 180753 and the "O" ring ref 32407